

# Online Policies for Efficient Volunteer Crowdsourcing

Vahideh Manshadi

Yale School of Management, New Haven, CT, vahideh.manshadi@yale.edu

Scott Rodilitz

Yale School of Management, New Haven, CT, scott.rodilitz@yale.edu

Nonprofit crowdsourcing platforms such as food recovery organizations rely on volunteers to perform time-sensitive tasks. Thus, their success crucially depends on efficient volunteer utilization and engagement. To encourage volunteers to complete a task, platforms use nudging mechanisms to notify a subset of volunteers with the hope that at least one of them responds positively. However, since excessive notifications may reduce volunteer engagement, the platform faces a trade-off between notifying more volunteers for the current task and saving them for future ones. Motivated by these applications, we introduce the online volunteer notification problem, a generalization of online stochastic bipartite matching where tasks arrive following a known time-varying distribution over task types. Upon arrival of a task, the platform notifies a subset of volunteers with the objective of minimizing the number of missed tasks. To capture each volunteer’s adverse reaction to excessive notifications, we assume that a notification triggers a random period of inactivity, during which she will ignore all notifications. However, if a volunteer is active and notified, she will perform the task with a given pair-specific match probability that captures her preference for the task. We develop two online randomized policies that achieve constant-factor guarantees which are close to the upper bound we establish for the performance of any online policy. Our policies as well as hardness results are parameterized by the minimum discrete hazard rate of the inter-activity time distribution. The design of our policies relies on two modifications of an ex-ante feasible solution: (i) properly scaling down the notification probability prescribed by the ex-ante solution, and (ii) sparsifying that solution. Further, in collaboration with Food Rescue U.S., a volunteer-based food recovery platform, we demonstrate the effectiveness of our policies by testing them on the platform’s data from various locations across the U.S.

*Key words:* nonprofit crowdsourcing, volunteer management, notification fatigue, online platforms, competitive analysis

## 1. Introduction

Volunteers in the U.S. provide around 8 billion hours of free labor annually. However, roughly 30% of volunteers become disengaged the following year, representing a loss of approximately \$70 billion in economic value as well as a significant challenge for the sustainability of organizations relying on volunteerism (National Service 2015, Independent Sector 2018). Lack of retention partially stems from overutilization as well as the mismatch between a volunteer’s preferences and the opportunities presented to her (Locke et al. 2003, Brudney and Meijs 2009). The emergence of online

volunteer crowdsourcing platforms presents a unique opportunity to design data-driven volunteer management tools that cater to volunteers’ heterogeneous preferences. In the present work, we move toward this goal by taking an algorithmic approach to designing nudging mechanisms commonly used to encourage volunteers to perform tasks.

This work is motivated by our collaboration with a nonprofit platform called Food Rescue U.S. (FRUS) that recovers food from local businesses and donates it to nonprofit agencies by crowdsourcing the transportation to volunteers. In the following, we provide background on FRUS and highlight the challenge it faces when making volunteer nudging decisions. Further, we offer insights into volunteer behavior by analyzing FRUS data from different locations. Then, we list a summary of our contributions.

**FRUS: A Crowdsourcing Platform for Food Recovery:** FRUS is a leading online platform that simultaneously addresses the societal problems of food waste and hunger. Over 60 million tons of food go to waste in the U.S. each year, while in 2018, 37 million people including 11 million children lived in food-insecure households (ReFED 2016, Coleman-Jensen et al. 2018). This mismatch is driven in part by the cost of last-mile transportation required to recover perishable donated food from local restaurants and grocery stores. FRUS has empowered donors by connecting them to local agencies and enabling free delivery through its dedicated volunteer base. Currently, it operates in tens of locations across different states, and so far it has recovered over 50 million pounds of food. On FRUS, a volunteering task—which is referred to as a *rescue*—involves transporting a prearranged, perishable food donation from a donor to a local agency. Scheduled donations are often recurring and they are posted on the FRUS app in advance. While around 78% of rescues are claimed organically by volunteers before the day of the rescue, around 22% remain unclaimed on the last day.<sup>1</sup> In that case, to encourage volunteers to claim the rescue, FRUS notifies a subset of volunteers with the hope that at least one of them responds positively. However, based on our interviews with the platform’s local managers, FRUS faces a challenge when deciding whom to notify: on the one hand, it aims to minimize the probability of a missed rescue—which is achievable by notifying more volunteers.<sup>2</sup> On the other hand, it wants to avoid excessive notifications because that may reduce volunteer engagement.<sup>3</sup>

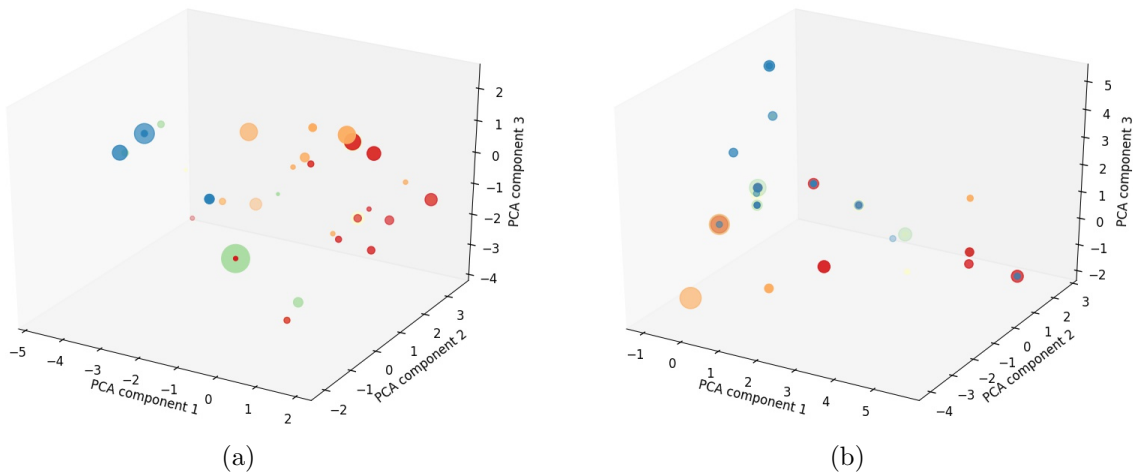
Understanding volunteer behavior can help resolve the aforementioned trade-off: if volunteers have preferences for certain rescues, then FRUS should mainly notify them for those tasks. Our

---

<sup>1</sup> Here, by organic, we mean volunteers sign up for those rescues without the platform’s involvement.

<sup>2</sup> According to our analysis of FRUS data, a missed rescue increases the probability of donor dropout by a factor of more than 2.5.

<sup>3</sup> We remark that FRUS’s current practice in many locations is to notify a volunteer at most once a week. Further, we note that FRUS is hesitant to demand prompt responses from volunteers, which renders the option of sequentially notifying volunteers impractical.



**Figure 1** Figure 1a shows the first three principal components (PCs) for characteristics of rescues completed by the five most active volunteers in Location (a). Each color represents a different volunteer and the size of each circle is proportional to the frequency with which the volunteer completes a rescue with those PCs. Figure 1b shows the same plot for Location (b).

analysis of two years of data indeed indicates that volunteer preferences are fairly consistent. To highlight this, in Figure 1 we visualize the first three principal components for characteristics of rescues completed by the most active volunteers in two FRUS locations. Each color represents a different volunteer, and the size of each circle is proportional to the frequency with which the volunteer completes a rescue of that type. For instance, more than 90% of the rescues completed by the red volunteer in Location (a), as shown in Figure 1a, are clustered within a cube whose volume is less than one tenth of the PCA component range. As evident from these plots, volunteers tend to claim rescues that have similar characteristics, reflecting their geographical and time preferences.<sup>4</sup>

Our interviews and empirical findings raise a key question that motivates our work: facing such volunteer behavior, how should a volunteer-based online platform, such as FRUS, design an effective notification system for time-sensitive tasks?

**Summary of Contributions:** Motivated by our collaboration with FRUS, we (i) introduce the online volunteer notification problem which captures key features of volunteer labor consistent with the literature, (ii) develop two online randomized policies that achieve constant-factor guarantees for the online volunteer notification problem, (iii) establish an upper bound on the performance of any online policy, and (iv) demonstrate the effectiveness of our policies by testing them on FRUS’s data from various locations across the U.S.

**Modeling the Platform’s Notification Problem:** We introduce the *online volunteer notification problem* to model a platform’s notification decisions when utilizing volunteers to complete time-sensitive tasks. There are three main considerations that the platform should take into

<sup>4</sup> Characteristics or features of a rescue includes its origin-destination location, day, time, etc.

account: (i) volunteers’ response to a notification is uncertain, (ii) the platform cannot expect volunteers to respond promptly, and (iii) if notified excessively, volunteers may suffer from notification fatigue. To include all of these considerations in our model, we assume that when each task arrives, the platform simultaneously notifies a *subset* of volunteers in the hope that at least one responds positively. To model a volunteer’s adverse reaction toward excessive notifications, we assume that a volunteer can be in one of two possible states: *active* or *inactive*. In the former state, the volunteer pays attention to the platform’s notifications and responds positively with her task-specific match probability, whereas in the latter state she ignores all notifications. After being notified (and potentially responding), an active volunteer will transition to the inactive state for a random inter-activity period. These three modeling considerations are aligned with the literature on volunteer management (see, e.g., Ata et al. (2019) and McElfresh et al. (2019)), where volunteers—unlike paid employees—cannot be *required* to respond and typically go through periods of inactivity (as a consequence of utilization). Further, as mentioned in Footnote 3, in various locations, FRUS’s managers follow the strategy of notifying a volunteer at most once per week and do not require prompt responses from volunteers. This practice fits within our modeling framework by setting the inter-activity period to be deterministic and equal to 7 days.

Because these platforms usually require the recurring completion of similar tasks, they can use historical data to predict their future last-minute needs. For instance, FRUS usually receives donations from the same source on a weekly basis. We model this by assuming that tasks belong to a given set of types and they arrive according to a (time-varying) distribution. The platform makes online decisions aiming to maximize the number of completed tasks knowing the arrival rates, match probabilities, and the inter-activity time distribution, but without observing the state of each volunteer.

Optimally resolving the trade-off between notifying a volunteer about the current task or saving her for the future depends jointly on the state of *all* volunteers. As a consequence, determining the optimal notification strategy in the online volunteer notification problem is intractable due to the curse of dimensionality of the underlying dynamic program *even when volunteers’ states are known*. Thus, even for the special case of deterministic inter-activity periods, where the platform knows the state of each volunteer, the problem remains intractable. In light of this challenge, we design online policies that can be computed in polynomial time, and we prove constant-factor guarantees on their performance. Next, we give an overview of our policies.

**Developing Online Policies:** We develop two randomized policies that are based on ex ante fractional solutions that can be computed in polynomial time. In order to assess the performance of our policies, we use a linear program benchmark whose optimal value serves as an upper bound on the value of a clairvoyant solution which knows the sequence of arrivals a priori as well as the

state of volunteers at each time (see Program (LP), Proposition 1 and Definition 3). We remark that the platform’s objective—maximizing the number of completed tasks—*jointly* depends on the response of all volunteers and exhibits diminishing returns. For example, if the platform notifies two active volunteers  $v$  and  $u$  about a task of type  $s$ , then the probability of completion would be  $[1 - (1 - p_{v,s})(1 - p_{u,s})]$  where  $p_{v,s}$  and  $p_{u,s}$  are the match probabilities of the pairs  $(v, s)$  and  $(u, s)$ , respectively. This objective function presents two challenges: (i) an ex ante solution based on upper bounding such an objective function by a piecewise linear one can be ineffective in practice, and (ii) jointly analyzing volunteers’ contribution for an online policy while keeping track of the joint distribution of their states (active or inactive) is prohibitively difficult, even in the special case of deterministic inter-activity times. We address the former challenge by computing ex ante solutions that “better” approximate the true objective function as opposed to only relying on the LP solution (see Programs (AA) and (SQ- $v$ ) and Proposition 2). We overcome the latter one by assuming an artificial priority among volunteers which allows us to decouple their contributions (see Definition 4 and Lemma 1).

Attempting to follow the fractional ex ante solution can result in poor performance since, under such a policy, volunteers can become inactive at inopportune times (see Section 5.2 and Proposition 3). Therefore, in the design of our policies, we modify the ex ante solution to account for inactivity while guaranteeing a constant-factor competitive ratio. Our first policy, the *scaled-down notification (SDN) Policy*, relies on computing in advance the probability that a volunteer is active when following this policy. Equipped with these probabilities, the SDN policy notifies each volunteer such that the *joint* probability that a volunteer is active and notified is proportional to the ex ante solution (see Algorithm 1 and the preceding discussion). On the other hand, our second policy, the *sparse notification (SN) Policy*, relies on solving a sequence of dynamic programs (DPs)—one for each volunteer—to resolve the trade-off between notifying a volunteer now and saving her for future tasks. We solve the DPs in order of volunteers’ artificial priorities, and each subsequent DP is formulated based on the previous solutions (see Algorithm 2 and the preceding discussion).

Our policies are parameterized by the minimum discrete hazard rate (MDHR) of the inter-activity time distribution, which serves as a sufficient condition for the level of “activeness” of volunteers (see Definition 1 and the following discussion). We analyze the competitive ratios of both policies as functions of the MDHR. Interestingly, both of these non-adaptive policies achieve the same competitive ratio (see Theorems 1 and 2) and require nearly identical computation time (see Remark 1 at the end of Section 4.3). However, in certain cases, the SN policy can perform nearly twice as well (as shown in Section 5.2), and it demonstrates significantly better performance in practice (as shown in Section 6).

The analysis of both policies relies on decomposing the problem into individual contributions based on our (artificial) priority scheme. Further, the analysis of the SDN policy relies on proving that the probability of being active can be controlled and computed a priori in polynomial time (see Section 4.2). The analysis of the SN policy crucially uses the dual-fitting framework of Alaei et al. (2012) and it relies on formulating a linear program along with its dual to place a lower bound on the optimal value of each volunteer’s DP (see Section 4.3).

**Upper Bound on Online Policies:** In order to gain insight into the limitation of online policies when compared to our benchmark, we develop an upper bound on the achievable competitive ratio of any online policy, even policies which cannot be computed in polynomial time. Like our policies, the upper bound is parameterized by the MDHR (see Theorem 3). As a consequence, the gap between the achievable upper bound and our lower bound (attained through our policies) depends on the MDHR (see Figure 2). When it is small but positive, the gap is fairly small; however, the gap grows as the MDHR increases. Our upper bound relies on analyzing two instances, one of which provides a relatively tight upper bound when the MDHR is small.

**Testing on FRUS Data:** In order to illustrate the effectiveness of our modeling approach and our policies in practice, we evaluate the performance of our policies by testing them on FRUS’s data from different locations. In Section 6, we describe how we estimate model primitives and construct problem instances. Then we numerically show the superior performance of our policies when compared to different benchmarks, including strategies that resemble the current practice at different locations. Further, we present numerical results that demonstrate the robustness of our policies in the presence of small misspecifications of the model primitives, i.e., the arrival rates and the match probabilities (see Appendix E and Table 2).

While our collaboration with FRUS motivated us to introduce and study the online volunteer notification problem, our framework can be applied well beyond FRUS to a wide range of settings. Thousands of other nonprofits make use of platforms like DialMyCalls to send instantaneous notifications to their volunteer base.<sup>5</sup> Similar to FRUS, these nonprofits face the challenge of striking the right balance between notifying enough interested volunteers to fulfill an immediate need while avoiding excessive notification. Our framework and data-driven approach can be utilized in customizing such online notification systems. Moving beyond volunteer crowdsourcing, the negative impact of excessive notifications and marketing fatigue have been well-documented in marketing and social network engagement (Sinha and Foscht 2007, Cheng et al. 2010, Byers et al. 2012). In these applications, similar tensions arise between maximizing an immediate payoff (such as short-term engagement) and limiting notifications (Borgs et al. 2010, Lin et al. 2017, Cao et al.

<sup>5</sup> Social network platforms such as Facebook have also been utilized as exemplified in the context of blood donation (McElfresh et al. 2019, Brown 2020).

2019). As such, our general framework can also be applied to managing notification fatigue in the aforementioned contexts.

The rest of the paper is organized as follows. In Section 2, we review the related literature. In Section 3, we formally introduce the online volunteer notification problem as well as the benchmark and the measure of competitive ratio. Section 4 is the main algorithmic section of the paper and is devoted to describing and analyzing our two online policies. In Section 5, we present our upper bound on the achievable competitive ratio of any online policy as well as an upper bound on the performance of following the ex ante solution. In Section 6, we revisit the FRUS application and demonstrate the effectiveness of our policies by testing them on the platforms data from various locations. Section 7 concludes the paper.

## 2. Related Work

Our work relates to and contributes to several streams of literature.

**Volunteer Operations and Staffing:** Due to the differences between volunteer and traditional labor as highlighted in Sampson (2006), managing a volunteer workforce provides unique challenges and opportunities that have been studied in the literature using various methodologies (Gordon and Erkut 2004, Falasca and Zobel 2012, Lacetera et al. 2014, Sönmez et al. 2016, Ata et al. 2019, McElfresh et al. 2019, Urrea et al. 2019). One key operational challenge is the uncertainty in both volunteer labor supply and demand. Using an elegant queuing model, Ata et al. (2019) studies the problem of volunteer staffing with an application to gleaning organizations. Our approach to modeling volunteer behavior (specifically, assuming that notifying an active volunteer triggers a random period of inactivity) bears some resemblance to the modeling approach taken in Ata et al. (2019).

In a novel recent work, McElfresh et al. (2019) studies the problem of matching blood donors to donation centers, assuming that donors have preferences (over centers) and constraints on the frequency of receiving notifications. Using a stochastic matching policy, they demonstrate strong numerical performance relative to various benchmarks. There are some similarities between our modeling approach and the approach used in McElfresh et al. (2019), but we highlight three key differences. (i) While their work focuses on the numerical evaluation of policies, we theoretically analyze the performance of our policies and provide an upper bound on the performance achievable by any online policy, as stated in Theorems 1, 2, and 3. (ii) We model volunteers' adverse reactions to excessive notifications in a general form by considering an arbitrary inter-activity time distribution. (iii) We parameterize our achievable upper and lower bounds by the minimum discrete hazard rate of that distribution.

**Crowdsourcing Platforms:** Reflecting the growth of online technologies, there is a burgeoning literature on the operations of crowdsourcing platforms. Examples of work from this domain include

Karger et al. (2014) for task crowdsourcing; Hu et al. (2015) and Alaei et al. (2016) for crowdfunding; Acemoglu et al. (2017), Feng et al. (2018), Garg and Johari (2018), and Papanastasiou et al. (2018) for information crowdsourcing; and Asadpour et al. (2019), Freund et al. (2019), and Nyotta et al. (2019) for crowdsourcing in transportation and urban mobility. Our work adds to the growing collection of papers that focus specifically on nonprofit crowdsourcing platforms, with applications as varied as educational crowdfunding (Song et al. 2018), disaster response (Han et al. 2019), and smallholder supply chains (de Zegher et al. 2018, de Zegher and Lo 2019). Nonprofits often use crowdsourcing in the absence of monetary incentives; in such settings, successful crowdsourcing relies on efficient utilization and engagement of participants. We contribute to this literature by designing online policies for effectively notifying volunteers while avoiding overutilization.

**Online Matching and Prophet Inequalities:** Abstracting away from the motivating application, our work is related to the stream of papers on online stochastic matching and prophet inequalities. Given the scope of this literature, we highlight only recent advances and kindly refer the interested reader to Mehta et al. (2013) for an informative survey. A standard approach is to design online policies based on an offline solution (see, e.g., Feldman et al. (2009), Haeupler et al. (2011), Manshadi et al. (2012), Jaillet and Lu (2014), Wang et al. (2018), and Stein et al. (2019)) and to compare the performance of these policies to a benchmark such as the clairvoyant solution described in Golrezaei et al. (2014). Our work builds on this approach by applying techniques from prophet matching inequalities and the magician’s problem (Alaei et al. 2012, Alaei 2014). Further, while the classic setting for online matching focuses on bipartite graphs in which one side is static and the other side arrives online, a stream of recent papers (motivated by various applications) study dynamic matching problems in non-bipartite graphs (Ashlagi et al. 2013, 2019a,b) or in bipartite graphs where both sides arrive/leave over time (Johari et al. 2016, Aouad and Saritac 2019, Truong and Wang 2019, Castro et al. 2020). Our setup also deviates from the classic online bipartite matching setting: even though the volunteers do not arrive online, they can be in two states (active or inactive) which can be viewed as arrival/departure. In contrast with the aforementioned papers, which all have an exogenous arrival/departure dynamic, volunteers’ states in our setting are endogenously determined by decisions we make.

Our work also contributes to a growing literature on online allocation of reusable resources (Dickerson et al. 2018, Besbes et al. 2019, Feng et al. 2019, Gong et al. 2019, Rusmevichientong et al. 2020). In a novel setting, Besbes et al. (2019) studies pricing of reusable resources and shows that static pricing achieves surprisingly good performance. The innovative works of Feng et al. (2019), Gong et al. (2019), and Rusmevichientong et al. (2020) focus on online policies for resource allocation and assortment planning, while Dickerson et al. (2018) designs an adaptive policy to address an online stochastic matching problem in a setting with unit-capacity resources.



We highlight three key ways in which our setting differs from the aforementioned papers. (i) In our work, the platform’s objective function is non-linear. Despite that, we only consider offline solutions that can be computed in polynomial time (as opposed to relying on an oracle).<sup>6</sup> (ii) Volunteers—which represent the resources in our setting—can become unavailable without being matched (i.e., just through notification). (iii) We aim to develop parameterized lower and upper bounds based on the minimum discrete hazard rate of the usage duration. Such an approach enables us to gain insight into the impact of the characteristics of the usage duration distribution on the achievable bounds.

These crucial differences present new technical challenges which require us to develop new ideas in the design and analysis of our policies and as well as in setting a benchmark and computing an ex ante solution. Additionally, though our SDN policy and the adaptive algorithm of Dickerson et al. (2018) both rely on computing the probability that a resource is active, in our setting, we show that we can compute and control these probabilities a priori in polynomial time (Lemma 2). In contrast, Dickerson et al. (2018) estimates such probabilities dynamically at each time step via simulation. Computing such probabilities a priori gives our policy the advantage of avoiding both estimation error and the burden of dynamic (real-time) computation. Our SN policy—which exhibits significant numerical improvement over our SDN policy—relies on solving individual-level DPs in order to sparsify an ex ante solution. The techniques used in the design and analysis of our SN policy build on ideas in Alaei et al. (2012), Alaei (2014), and Feng et al. (2019). Further, our results rely on a primal-dual analysis, which is a powerful technique that has been used in other operational problems (see, e.g., Chen and Zhang (2016), Calmon et al. (2018), and DeValve et al. (2020)).

### 3. Model

In this section, we formally introduce the *online volunteer notification problem* that a volunteer-based crowdsourcing platform faces when deciding whom to notify for a task. As part of the problem definition, we highlight the platform’s objective as well as the trade-off it faces due to the volunteers’ adverse reactions to excessive notifications and the uncertainty in future tasks. Further, we define the measure of competitive ratio and establish a benchmark against which we compare the performance of any online policy.

The online volunteer notification problem consists of a set of volunteers, denoted by  $\mathcal{V}$ , and a set of task types, denoted by  $\mathcal{S}$ .<sup>7</sup> Volunteers (resp. task types) are indexed from 1 to  $|\mathcal{V}| = V$  (resp.  $|\mathcal{S}| = S$ ). Over  $T$  time steps, the platform solicits volunteers to complete a sequence of tasks. In

<sup>6</sup> We highlight that Rusmevichientong et al. (2020) uses the optimal online policy as a benchmark.

<sup>7</sup> For FRUS, a task represents a scheduled rescue (food donation) which has not been claimed in advance.

particular, in each time step  $t$ , a task of type  $s$  arrives with known probability  $\lambda_{s,t}$ . We assume at most one task arrives in each time step. Said differently, we assume  $\sum_{s=1}^S \lambda_{s,t} \leq 1$  and with probability  $1 - \sum_{s=1}^S \lambda_{s,t} := \lambda_{0,t}$ , no task arrives. Arrivals are assumed to be independent across time periods, but not *within* each time period since at most one task arrives per period.

Whenever a task arrives, the platform can notify volunteers. However, excessively notifying a volunteer may lead her to suffer from notification fatigue. To model this behavior in a general form, we assume that a volunteer can be in two possible states: *active* or *inactive*. In the former state, the volunteer pays attention to the platform’s notifications, whereas in the latter state, she is inattentive. Initially, each volunteer is active. However, after being notified (and potentially responding, as described below) she transitions to the inactive state and will only become active again in  $Z > 0$  periods, where  $Z$  is independently drawn from a known inter-activity time distribution denoted by  $g(\cdot)$ . Mathematically,  $\mathbb{P}(Z = \tau) = g(\tau)$ .

Before proceeding, we point out that similar modeling assumptions have been made in previous work. In particular, Ata et al. (2019) models volunteer staffing for gleaning and assumes once a volunteer is utilized, she will go into a random repose period governed by an exponential distribution. Similarly, McElfresh et al. (2019) focuses on blood donation and puts a constraint on the frequency with which a volunteer can be notified, which is equivalent to assuming a deterministic inter-activity time. The latter strategy is also practiced in many FRUS locations.

To capture the minimum rate at which volunteers transition from inactive to active, we define the minimum discrete hazard rate of the inter-activity time distribution as follows:

**DEFINITION 1 (MINIMUM DISCRETE HAZARD RATE).** For a probability distribution  $g(\cdot)$ , the *minimum discrete hazard rate* (MDHR) is given by  $q = \min_{\tau \in \mathbb{N}} \frac{g(\tau)}{1 - G(\tau-1)}$ , where  $G(\cdot)$  denotes the corresponding CDF.<sup>8</sup>

Note that a large value of  $q$  is a sufficient condition to ensure that volunteers’ activity level is high. For example, if  $g(\cdot)$  is a geometric distribution,  $q$  is the same as its success probability. However, a small value of  $q$  does not imply inactive volunteers: if  $g(2) = 1$ , i.e., if the inter-activity times are deterministic and equal to 2 periods, then  $q = 0$  but volunteers are quite active.

When a donation arrives, the platform observes the donation type and must immediately and irrevocably notify a subset of volunteers.<sup>9</sup> If an active volunteer  $v$  is notified about a task of type  $s$ , she will respond with match probability  $p_{v,s}$ , independently from all other volunteers. Thus the arriving task is completed if at least one notified volunteer responds.<sup>10</sup> If a task of type  $s$  arrives

<sup>8</sup> By convention, if the fraction is  $\frac{0}{0}$ , we define it to be equal to 1.

<sup>9</sup> As explained in the introduction, the platform cannot expect prompt responses from volunteers and therefore sequential notification is impractical.

<sup>10</sup> For the remainder of the paper, when we say a volunteer “responds” we mean that the volunteer responds *positively*, i.e., she is willing to complete the task.

at time  $t$  and if the subset of volunteers that are both notified and active is given by  $\mathcal{U}$ , then the task will be completed with probability  $1 - \prod_{v \in \mathcal{U}} (1 - p_{v,s})$ . We highlight that this probability is monotone and submodular with respect to the set  $\mathcal{U}$ . In Section 6, we describe how  $p_{v,s}$  can be estimated accurately in the FRUS setting by using historical data.

As mentioned earlier, all volunteers are initially active. The platform knows the arrival rates  $\lambda_{s,t}$ , the match probabilities  $p_{v,s}$ , and the inter-activity time distribution  $g(\cdot)$ , but it does not observe volunteers' states. For any instance  $\mathcal{I}$  of the online volunteer notification problem where  $\mathcal{I} = (\{\lambda_{s,t} : s \in [S], t \in [T]\}, \{p_{v,s} : v \in [V], s \in [S]\}, g)$ ,<sup>11</sup> the platform's goal is to employ an online policy that maximizes the expected number of completed tasks.

In order to evaluate an online policy, we compare its performance to that of a clairvoyant solution that knows the entire sequence of arrivals in advance as well as volunteers' states in each period. However, the clairvoyant solution does not know *before* notifying a volunteer how long her period of inactivity will be.<sup>12</sup> Two observations enable us to upper bound the clairvoyant solution with a polynomially-solvable program. First, note that if the clairvoyant solution notifies a subset of volunteers  $\mathcal{U}$  about a task of type  $s$ , the probability of completing that task is

$$1 - \prod_{v \in \mathcal{U}} (1 - p_{v,s}) \leq \min \left\{ \sum_{v \in \mathcal{U}} p_{v,s}, 1 \right\}$$

In words, we can upper bound the success probability of a subset  $\mathcal{U}$  with a piecewise-linear function that is the minimum of the expected total number of volunteer responses and 1. Second, recall that inactive volunteers ignore notifications. Thus, we can assume that the clairvoyant solution only notifies active volunteers, who will then become inactive for a random amount of time according to the inter-activity distribution. As a consequence, we can upper bound the clairvoyant solution via the program below, which we denote by (LP).

The decision variables  $x_{v,s,t}$  represent the probability of notifying volunteer  $v$  when a task of type  $s$  arrives at time  $t$ . Constraint (1) ensures that  $x_{v,s,t}$  is a valid probability. Constraint (2) places limits on the frequency with which volunteers can be notified according to the inter-activity time distribution. In particular, note that constraint (2) can be written as

$$\sum_{\tau=1}^t \sum_{s=1}^S \lambda_{s,\tau} x_{v,s,\tau} \leq 1 + \sum_{\tau=1}^t \sum_{s=1}^S \lambda_{s,\tau} x_{v,s,\tau} G(t - \tau)$$

<sup>11</sup> For ease of notation, for any  $a \in \mathbb{N}$ , we use  $[a]$  to refer to the set  $\{1, 2, \dots, a\}$ .

<sup>12</sup> One can consider a more powerful clairvoyant who knows the realized duration of volunteers' inactivity in advance. However, no online policy can provide a constant factor guarantee compared to that solution. To see why, consider a setting where  $V = 1$ ,  $S = 1$ ,  $p_{1,1} = 1$ , and  $\lambda_{1,t} = 1$  for all  $t \in [T]$ . Further, suppose the inter-activity time is equally likely to be 1 or  $T$ . Knowing the realized inter-activity times, the clairvoyant solution can achieve  $T/2$  (by only notifying in periods where the inter-activity time is 1). However, no online policy could achieve more than 2 in expectation.

The left hand side represents the expected total number of times a volunteer has been notified. We now explain the right hand side of the inequality. Recall that any volunteer  $v$  is initially active. Thus, the clairvoyant solution can notify her once. However, it will not notify volunteer  $v$  for the second time until she returns to the active state. Repeating this for all subsequent notifications up to time  $t$  shows that, in expectation, the clairvoyant solution must meet constraint (2).

$$\begin{aligned}
 \mathbf{LP}_{\mathcal{I}} = \max_{\mathbf{x}} \quad & \sum_{t=1}^T \sum_{s=1}^S \lambda_{s,t} \min \left\{ \sum_{v=1}^V x_{v,s,t} p_{v,s}, 1 \right\} & (\text{LP})^* \\
 \text{s.t.} \quad & 0 \leq x_{v,s,t} \leq 1 & \forall v, s, t & (1) \\
 & 1 \geq \sum_{\tau=1}^t \sum_{s=1}^S \lambda_{s,\tau} x_{v,s,\tau} (1 - G(t - \tau)) & \forall v, t & (2)
 \end{aligned}$$

---

\* With a slight abuse of terminology, we refer to this program with a piecewise-linear objective as (LP). To express the above program as a linear program, we would replace  $\min\{\sum_{v=1}^V x_{v,s,t} p_{v,s}, 1\}$  with  $\sum_{v=1}^V x_{v,s,t} p_{v,s}$  in the objective. Then, we would add one constraint for each  $s, t$  pair ensuring that  $\sum_{v=1}^V x_{v,s,t} p_{v,s} \leq 1$ .

---

We highlight that no online policy can achieve the optimal objective of (LP), even for instances with deterministic inter-activity times: consider an instance with  $V = 1$ ,  $S = 2$ , and  $T = 2$  where  $\lambda_{1,1} = 1$ ,  $\lambda_{2,2} = 0.5$ ,  $p_{1,1} = 0.5$ ,  $p_{1,2} = 1$ , and  $g(2) = 1$ , i.e., a deterministic inter-activity time of two periods.<sup>13</sup> Here no online policy can achieve better than 0.5,<sup>14</sup> however, the optimal solution to (LP) is 0.75.<sup>15</sup>

For ease of reference, in the following, we define the set of all feasible solutions to (LP). Such a definition proves helpful in the rest of the paper.

**DEFINITION 2 (FEASIBLE SET).** For any  $\mathbf{x} \in \mathbb{R}^{V \times S \times T}$ ,  $\mathbf{x} \in \mathcal{P}$  if and only if it satisfies constraints (1) and (2).

The following proposition, which we prove in Appendix A.1, establishes the relationship between the clairvoyant solution and  $\mathbf{LP}_{\mathcal{I}}$ :

**PROPOSITION 1 (Upper Bound on the Clairvoyant Solution).** *For any instance  $\mathcal{I}$  of the online volunteer notification problem,  $\mathbf{LP}_{\mathcal{I}}$  is an upper bound on its clairvoyant solution.*

---

<sup>13</sup> In all the presented examples, we follow the convention that any model primitive not specified is 0, e.g., in this example,  $\lambda_{1,2} = 0$ .

<sup>14</sup> To see why, note that an online policy must decide whether or not to notify volunteer 1 in period 1 without knowing whether or not a task arrives in period 2. If a policy notifies the volunteer in period 1, she will complete the task in the first period with probability 0.5 and then not be active in period 2. If the volunteer is saved for period 2, a task will only arrive with probability 0.5, which she will then complete with certainty.

<sup>15</sup> To see why, note that  $x_{1,1,1} = 0.5$  and  $x_{1,2,2} = 1$  is feasible and achieves a value of 0.75. This corresponds to the clairvoyant solution of notifying the volunteer in period 1 if and only if there is no arrival in period 2.

In light of Proposition 1, we use  $\mathbf{LP}_{\mathcal{I}}$  as a benchmark against which we compare the performance of any policy. Consequently, we define the competitive ratio of an online policy as follows:

**DEFINITION 3 (COMPETITIVE RATIO).** An online policy is  $c$ -competitive for the online volunteer notification problem if for any instance  $\mathcal{I}$ , we have:  $\mathbf{POL}_{\mathcal{I}} \geq c\mathbf{LP}_{\mathcal{I}}$ , where  $\mathbf{POL}_{\mathcal{I}}$  represents the expected number of completed tasks by the online policy for instance  $\mathcal{I}$ .

We will use the competitive ratio as a way to quantify the performance of an online policy. For each of our two policies (presented in the following section), the competitive ratio is parameterized by the MDHR,  $q$ , and it improves as  $q$  increases.

## 4. Online Policies

In this section, we present and analyze two policies for the online volunteer notification problem. Both policies are randomized and rely on a fractional solution we compute ex ante using the instance primitives. Thus, we begin this section by introducing the ex ante solution in Section 4.1. We then proceed to describe our policies and analyze their competitive ratios in Sections 4.2 and 4.3.

### 4.1. Ex Ante Solution

As stated in Section 1, both of our online policies rely on an ex ante solution which we denote by  $\mathbf{x}^* \in [0, 1]^{V \times S \times T}$ . Given our benchmark, we focus our attention on solutions that are feasible in (LP), i.e.,  $\mathbf{x}^* \in \mathcal{P}$  (see Definition 2). Clearly,  $\mathbf{x}_{\mathbf{LP}}^*$ —the solution to (LP) in Section 3—is a potential ex ante solution. However, in practice, such a solution can prove ineffective because it does not take into account the diminishing returns of notifying an additional volunteer about a task. As a result, it may ignore some tasks while notifying an excessive number of volunteers about others (e.g., see the discussion and examples in Appendix D).

Given any  $\mathbf{x} \in \mathcal{P}$ , for a moment, suppose volunteers are always active. Then if we notify each volunteer independently according to  $\mathbf{x}$ , the expected number of completed tasks would be:<sup>16</sup>

$$f(\mathbf{x}) := \sum_{t=1}^T \sum_{s=1}^S \lambda_{s,t} \left( 1 - \prod_{v=1}^V (1 - x_{v,s,t} p_{v,s}) \right). \quad (3)$$

Because  $\mathbf{x}_{\mathbf{LP}}^*$  is the optimal solution of a piecewise-linear objective, it ignores the submodularity in  $f(\mathbf{x})$ .<sup>17</sup> In light of this intuition, we introduce two other candidates that can be computed in polynomial time. First, we aim to find the feasible point that maximizes  $f(\cdot)$ . We denote this optimization problem by (AA) which stands for *Always Active*. Even though AA is *NP*-hard (Bian et al. 2017), simple polynomial-time algorithms such as the variant of the Frank-Wolfe algorithm

<sup>16</sup> Since a task can only be completed if one arrives, we limit all sums to task types indexed from 1 to  $S$ .

<sup>17</sup> We remark that we design our online policies such that they achieve a constant factor of  $f(x)$  as defined in (3).

described below (proposed in Bian et al. (2017)) are known to work well in practice. The algorithm iteratively maximizes a linearization of  $f(\mathbf{x})$  and returns an average of feasible solutions, which therefore must be feasible. We denote the output of this algorithm by  $\mathbf{x}_{\text{AA}}^*$  and use it as another candidate for the ex ante solution.

$\max_{\mathbf{x} \in \mathcal{P}} f(\mathbf{x}) \quad (\text{AA})$	<p style="text-align: center; margin: 0;">Approximating AA via Frank-Wolfe variant with step size <math>1/n</math>:</p> <ol style="list-style-type: none"> <li>1. Set <math>\mathbf{x}^0 = \mathbf{0}</math>.</li> <li>2. <b>For</b> <math>i</math> from 1 to <math>n</math>:             <ol style="list-style-type: none"> <li>(a) Solve <math>\mathbf{y}^i = \operatorname{argmax}_{\mathbf{x} \in \mathcal{P}} \langle \mathbf{x}, \nabla f(\mathbf{x}^{i-1}) \rangle</math></li> <li>(b) Set <math>\mathbf{x}^i = \mathbf{x}^{i-1} + \frac{1}{n} \mathbf{y}^i</math></li> </ol> </li> <li>3. Return <math>\mathbf{x}^n</math></li> </ol>
---	---

Note that the expected number of completed tasks, as defined in (3), jointly depends on the contributions of all volunteers. This property makes optimizing such an objective challenging. Further, when assessing any online policy, jointly analyzing volunteers contribution while keeping track of the joint distribution of their state (active or inactive) is prohibitively difficult.<sup>18</sup> We overcome this challenge by defining the following artificial priority scheme among volunteers which enables us to “decouple” the contributions of volunteers and find our last candidate for the ex ante solution.

**DEFINITION 4 (INDEX-BASED PRIORITY SCHEME).** Under the index-based priority scheme, if multiple volunteers respond to a notification, the one with the smallest index completes the task.<sup>19</sup>

Following the index-based priority scheme allows us to define individual contributions for each volunteer as shown in the following lemma (proven in Appendix B.1).

**LEMMA 1 (Volunteer Priority-Based Contributions).** For any  $\mathbf{x} \in [0, 1]^{V \times S \times T}$ ,  $f(\mathbf{x}) = \sum_{v=1}^V f_v(\mathbf{x})$  where  $f(\cdot)$  is defined in (3) and

$$f_v(\mathbf{x}) := \sum_{t=1}^T \sum_{s=1}^S \lambda_{s,t} \left( \prod_{u < v} (1 - p_{u,s} x_{u,s,t}) \right) p_{v,s} x_{v,s,t}. \quad (4)$$

Once again, suppose for a moment that volunteers are always active. Then for any  $v \in [V]$ , the term  $\left( \prod_{u < v} (1 - p_{u,s} x_{u,s,t}) \right) p_{v,s} x_{v,s,t}$  in (4) represents the probability that under the index-based priority scheme, volunteer  $v$  is the lowest-indexed volunteer to respond positively to a notification about a task of type  $s$  at time  $t$ . Further, this term only depends on the fractional solution of volunteers with lower index than  $v$ . Thus, if we treat  $x_{u,s,t}$  as fixed for  $1 \leq u < v$ , then  $\left( \prod_{u < v} (1 - p_{u,s} x_{u,s,t}) \right) p_{v,s} x_{v,s,t}$  is linear in  $x_{v,s,t}$ . In light of these observations, we define our last candidate as the solution of a series of linear programs in which volunteers sequentially maximize

<sup>18</sup> We remind that  $f(\cdot)$  is the objective in the hypothetical case where all volunteers are always active.

<sup>19</sup> Note that this priority scheme is without loss of generality, since in the online volunteer notification problem, *all* active volunteers who receive a notification become inactive.

their individual contributions in the order of their priority. This is summarized in the program (SQ- $v$ ).

The separate but sequential nature of these programs leads to an efficiently-computable solution which takes into account the diminishing returns from notifying multiple volunteers. To be specific, for a given volunteer  $v$ , the program (SQ- $v$ ) uses the solutions from previous iterations denoted by  $x_{u,s,t}^{SQ}$  for  $u \in [v-1]$ ,  $s \in [S]$ , and  $t \in [T]$ . As a result, the objective of (SQ- $v$ ) is a linear function of its decision variables, i.e., the  $x_{v,s,t}$  variables. Thus, (SQ- $v$ ) is a linear program, and its objective incorporates the externalities imposed by higher-ranked volunteers. We denote the solution to these  $V$  sequential linear programs as  $\mathbf{x}_{SQ}^*$ .<sup>20</sup> Finally, we remark that the above decoupling idea proves helpful in both the design and analysis of our online policies.

**For**  $v$  from 1 to  $V$ :

$$\begin{aligned}
 & \max_{\{x_{v,s,t} : s \in [S], t \in [T]\}} && \sum_{t=1}^T \sum_{s=1}^S \lambda_{s,t} \left( \prod_{u < v} (1 - p_{u,s} x_{u,s,t}^{SQ}) \right) p_{v,s} x_{v,s,t} && \text{(SQ-}v\text{)} \\
 & \text{subject to} && 0 \leq x_{v,s,t} \leq 1 && \forall s, t \\
 & && 1 \geq \sum_{\tau=1}^t \sum_{s=1}^S \lambda_{s,\tau} x_{v,s,\tau} (1 - G(t - \tau)) && \forall t
 \end{aligned}$$

Having three candidates, we define

$$\mathbf{x}^* := \operatorname{argmax}_{\mathbf{x} \in \{\mathbf{x}_{LP}^*, \mathbf{x}_{AA}^*, \mathbf{x}_{SQ}^*\}} f(\mathbf{x}) \quad (5)$$

The following proposition, which we prove in Appendix B.2, establishes a lower bound on  $f(\mathbf{x}^*)$  based on the benchmark **LP**.

**PROPOSITION 2 (Lower Bound on Ex Ante Solution).** *For  $\mathbf{x}^*$  defined in (5),*

$$f(\mathbf{x}^*) \geq (1 - \frac{1}{e}) \mathbf{LP}.$$

The above worst case ratio is achieved by the ratio of  $f(\mathbf{x}_{LP}^*)$  to **LP**, and it is tight. However, we stress that  $\mathbf{x}_{AA}^*$  and  $\mathbf{x}_{SQ}^*$  can provide significant improvements. A simple example illustrating this point can be found in Appendix D, along with an example demonstrating that  $f(\mathbf{x}_{LP}^*)$  can be strictly greater than  $f(\mathbf{x}_{AA}^*)$  and  $f(\mathbf{x}_{SQ}^*)$ . These examples show that none of the three solutions is universally dominant (or dominated); as such, we define  $\mathbf{x}^*$  to be the maximum of the three. When testing our policies on FRUS data (as detailed in Section 6), we find that using  $\mathbf{x}^*$  instead of  $\mathbf{x}_{LP}^*$  results in an average improvement of 12%.

<sup>20</sup> The vector  $\mathbf{x}_{SQ}^*$  consists of variables  $x_{u,s,t}^{SQ}$  for  $u \in [V]$ ,  $s \in [S]$ , and  $t \in [T]$ .

We conclude this section by noting that an online policy which directly follows  $\mathbf{x}^*$  (i.e., a policy that at time  $t$ , upon arrival of  $s$ , notifies volunteer  $v$  independently with probability  $x_{v,s,t}^*$ ) achieves a competitive ratio of at most  $q$ , as shown in Proposition 3 in Section 5.2. This hardness result stems from the fact that  $\mathbf{x}^*$  “respects” the inactivity period of volunteers only in expectation. Consequently, under a policy of directly following  $\mathbf{x}^*$ , it is possible that volunteers are inactive when high-value tasks (e.g. tasks where the match probability is close to 1) arrive because they were notified earlier (according to  $\mathbf{x}^*$ ) for low-value tasks.

Therefore, we develop two policies based on two different modifications of the ex ante solution: (i) properly scaling it down and (ii) sparsifying it. The former guides our first policy which we call the *scaled-down notification* policy, whereas the latter guides our second policy, referred to as the *sparse notification* policy. These policies are described and analyzed in the next two sections, respectively.

## 4.2. Scaled-Down Notification Policy

In this section, we present our scaled-down notification (SDN) policy which is a non-adaptive randomized policy that independently notifies volunteers according to a predetermined set of probabilities based on  $\mathbf{x}^*$ . The policy relies on the following ideas: (i) fixing a policy, suppose we can compute the *ex ante* probability that any volunteer  $v$  is active at time  $t$  when following that policy. Let us denote such an ex ante probability by  $\beta_{v,t}$ . Then if  $s$  arrives at time  $t$ , we notify  $v$  with probability  $cx_{v,s,t}^*/\beta_{v,t}$  where  $c \in [0, \beta_{v,t}/x_{v,s,t}^*]$ . As a result, she will be active *and* notified with probability  $cx_{v,s,t}^*$ . (ii) If she was the only notified volunteer, then her probability of completing this task would be simply  $cx_{v,s,t}^*p_{v,s}$ . Even though this is not the case, using the index-based priority scheme and the contribution decoupling idea in Lemma 1, we can show her contribution will be proportional to  $cx_{v,s,t}^*p_{v,s}$ . (iii) Consequently, we would like to set  $c$  as large as possible. However,  $c$  cannot be larger than  $\frac{\beta_{v,t}}{x_{v,s,t}^*}$  since notification probabilities cannot exceed 1. Thus in the design of the policy, we find the largest feasible  $c$ , which we prove to be  $1/(2-q)$  where  $q$  is the MDHR of the inter-activity time distribution (see Definition 1).

The formal definition of our policy is presented in Algorithm 1. In the rest of this section, we analyze the competitive ratio of the SDN policy. Our main result is the following theorem:

**THEOREM 1 (Competitive Ratio of the Scaled-Down Notification Policy).** *Suppose the MDHR of the inter-activity time distribution is  $q$ . Then the scaled-down notification policy, defined in Algorithm 1, is  $\frac{1}{2-q}(1 - \frac{1}{e})$ -competitive.*

We remark that Theorem 1 implies that the competitive ratio of our policy improves as  $q$  increases. However, a larger value of  $q$  does not imply that the probability of notification is uniformly



---

**ALGORITHM 1:** Scaled-Down Notification (SDN) Policy
 

---

**Offline Phase:**

1. Compute  $\mathbf{x}^*$  according to (5).
2. Set  $\beta_{v,1} = 1$  and  $\beta_{v,t} = 1 - \sum_{t'=1}^{t-1} \sum_{s=1}^S \lambda_{s,t'} \frac{x_{v,s,t'}^*}{2-q} (1 - G(t-t'))$  for all  $v \in [V], t \in [T] \setminus [1]$

**Online Phase:**

1. **For**  $t \in [T]$ :
    - (a) If a task of type  $s$  arrives in time  $t$ , then **for**  $v$  in  $V$ :
      - i. Notify  $v$  with probability  $\frac{x_{v,s,t}^*}{(2-q)\beta_{v,t}}$
- 

larger. If  $q$  increases, the ex ante solution as well as the ex ante probability of being active will also change, both of which affect the notification probability.

The proof of Theorem 1 builds on the ideas described above and consists of several steps. First, in the following lemma, we prove that for any  $v \in [V]$  and  $t \in [T]$ ,  $\beta_{v,t}$  defined in Algorithm 1 is indeed the probability that  $v$  is active at time  $t$  under the SDN policy and  $\beta_{v,t}$  is at least  $\frac{1}{2-q}$ .<sup>21</sup>

**LEMMA 2 (Volunteer's Active State Probability).** *For the SDN policy defined in Algorithm 1, let  $\mathcal{E}_{v,t}$  represent the event that volunteer  $v$  is active in period  $t$ . Then for all  $v \in [V]$  and all  $t \in [T]$ ,  $\mathbb{P}(\mathcal{E}_{v,t}) = \beta_{v,t}$ . Further,  $\beta_{v,t} \geq \frac{1}{2-q}$ .*

*Proof:* We begin by proving that  $\beta_{v,t} \geq \frac{1}{2-q}$  for all  $v \in [V]$  and  $t \in [T]$ . Since we set  $\beta_{v,1} = 1$ , this clearly holds for all  $v \in [V]$  when  $t = 1$ . Without loss of generality, we will now focus on a particular  $v \in [V]$  and  $t \in [T] \setminus [1]$ .

Starting from the definition of  $\beta_{v,t}$  in Algorithm 1, we have:

$$\begin{aligned} \beta_{v,t} &= 1 - \sum_{t'=1}^{t-1} \sum_{s=1}^S \lambda_{s,t'} \frac{x_{v,s,t'}^*}{2-q} (1 - G(t-t')) \\ &= 1 - \frac{1}{2-q} \left( \sum_{t'=1}^{t-1} \sum_{s=1}^S \lambda_{s,t'} x_{v,s,t'}^* (1 - G(t-t'-1) - g(t-t')) \right) \end{aligned} \quad (6)$$

$$= 1 - \frac{1}{2-q} \left( \sum_{t'=1}^{t-1} \sum_{s=1}^S \lambda_{s,t'} x_{v,s,t'}^* (1 - G(t-t'-1)) \left( 1 - \frac{g(t-t')}{1 - G(t-t'-1)} \right) \right) \quad (7)$$

$$\geq 1 - \frac{1}{2-q} \left( \sum_{t'=1}^{t-1} \sum_{s=1}^S \lambda_{s,t'} x_{v,s,t'}^* (1 - G(t-t'-1)) (1-q) \right) \quad (8)$$

$$\begin{aligned} &\geq 1 - \frac{1-q}{2-q} \\ &= \frac{1}{2-q} \end{aligned} \quad (9)$$

---

<sup>21</sup> We also highlight that computing  $\beta_{v,t}$  for all  $v$  and  $t$  can be done in polynomial time.

Line (6) simply follows by observing that  $G(t - t') = G(t - t' - 1) + g(t - t')$ . In the next line, we factor out  $(1 - G(t - t' - 1))$ .<sup>22</sup> Line (8) comes from applying the definition of the MDHR. Because  $\mathbf{x}^* \in \mathcal{P}$  (see Definition 2), in line (9) we apply the bound given by constraint (2) for  $t - 1$ , namely,  $\sum_{t'=1}^{t-1} \sum_{s=1}^S \lambda_{s,t'} x_{v,s,t'}^* (1 - G(t - t' - 1)) \leq 1$ . This holds for any  $v \in [V]$  and any  $t \in [T] \setminus [1]$ , which implies that  $\beta_{v,t} \geq \frac{1}{2-q}$  for all  $v \in [V]$  and  $t \in [T]$ .

We now use total induction to prove that  $\mathbb{P}(\mathcal{E}_{v,t}) = \beta_{v,t}$ . For notation, we will use  $\mathcal{E}^c$  to refer to the complement of event  $\mathcal{E}$ . At  $t = 1$ , we have  $\mathbb{P}(\mathcal{E}_{v,t}) = 1$  and  $\beta_{v,t} = 1$  by definition. Now we assume that  $\beta_{v,t} = \mathbb{P}(\mathcal{E}_{v,t})$  for all  $t \in [k]$ . We prove the claim for  $t = k + 1$  by computing  $\mathbb{P}(\mathcal{E}_{v,k+1}^c)$ . To be inactive at time  $k + 1$ , a volunteer must be active in some prior period  $t' \in [k]$ , must be notified in  $t'$ , and must not become active again by time  $k + 1$ . Thus, to compute the probability that a volunteer is inactive at time  $k + 1$ , we can sum the probabilities of  $k$  disjoint events:

$$\mathbb{P}(\mathcal{E}_{v,k+1}^c) = \sum_{t'=1}^k \sum_{s=1}^S \lambda_{s,t'} \mathbb{P}(\mathcal{E}_{v,t'}) \frac{x_{v,s,t'}^*}{(2-q)\beta_{v,t'}} (1 - G(k + 1 - t'))$$

Plugging in the inductive hypothesis that  $\mathbb{P}(\mathcal{E}_{v,t'}) = \beta_{v,t'}$  for  $t' \in [k]$ , we see that these terms cancel, leaving us with

$$\mathbb{P}(\mathcal{E}_{v,k+1}^c) = \sum_{t'=1}^k \sum_{s=1}^S \lambda_{s,t'} \frac{x_{v,s,t'}^*}{2-q} (1 - G(k + 1 - t')) \quad (10)$$

Noting that this sum is definitionally equivalent to  $1 - \beta_{v,k+1}$  completes the proof.  $\square$

Next, utilizing the index-based priority scheme (in Definition 4) and the contribution decoupling idea (in Lemma 1), we lower bound the contribution of each volunteer according to their priority in the following lemma:

**LEMMA 3 (Volunteer Priority-Based Contribution under the SDN Policy).** *Under the index-based priority scheme (in Definition 4) and the SDN policy, for any  $\mathbf{x} \in \mathcal{P}$ , the contribution of volunteer  $v \in [V]$ , i.e., the expected number of tasks she completes, is at least  $\frac{1}{2-q} f_v(\mathbf{x})$ , with  $f_v(\cdot)$  defined in (4).*

*Proof:* First, we focus on a particular arrival  $s \in [S]$  at a particular time  $t \in [T]$  and we show that volunteer  $v \in [V]$  completes the task with probability at least  $\frac{1}{2-q} \left( \prod_{u < v} (1 - x_{u,s,t}^* p_{u,s}) \right) x_{v,s,t}^* p_{v,s}$ . Then we use linearity of expectations to finish the proof. Under an index-based priority scheme, the probability that a volunteer  $v \in [V]$  completes this task is equal to

$$\mathbb{P}(v \text{ responds}) \mathbb{P}(\text{no volunteer with lower index responds} \mid v \text{ responds})$$

<sup>22</sup> If  $1 - G(t - t' - 1) = 0$ , then we must also have  $g(t - t') = 0$ . Thus, in Line (7), we preserve the equality by following our convention that if the fraction is  $\frac{0}{0}$ , we define it to be equal to 1.

We start by computing the first term. By Lemma 2, volunteer  $v$  will be active at time  $t$  with probability  $\beta_{v,t}$ , and according to Algorithm 1, she will be notified with probability  $\frac{x_{v,s,t}^*}{\beta_{v,t}(2-q)}$ . If active, the volunteer will respond to a notification with probability  $p_{v,s}$ . Since these events are all independent, we have:

$$\mathbb{P}(v \text{ responds}) = \frac{x_{v,s,t}^*}{(2-q)} p_{v,s}. \quad (11)$$

We now bound the second term. First note that volunteers only respond if they are active, notified, and match with the task. Volunteer  $u$  will be notified with probability  $\frac{x_{u,s,t}^*}{\beta_{u,t}(2-q)} \leq x_{u,s,t}^*$  (the inequality holds because by Lemma 2,  $\beta_{u,t} \geq \frac{1}{2-q}$ ). Further, volunteer  $u$  will match independently with probability  $p_{u,s}$ . These events are both independent of  $v$  responding. Thus, for any other volunteer  $u$ ,

$$\begin{aligned} \mathbb{P}(u \text{ does not respond} \mid v \text{ responds}) &\geq \mathbb{P}(u \text{ not notified or does not match} \mid v \text{ responds}) \\ &\geq 1 - x_{u,s,t}^* p_{u,s} \end{aligned}$$

Repeating the above argument jointly for all  $u < v$ , we can upper bound the probability that no lower-indexed volunteers respond *conditional on  $v$  responding* as follows

$$\begin{aligned} &\mathbb{P}(\text{no volunteer with lower index responds} \mid v \text{ responds}) \\ &\geq \mathbb{P}(\cap_{u < v} \{u \text{ not notified or does not match}\} \mid v \text{ responds}) \geq \prod_{u < v} (1 - x_{u,s,t}^* p_{u,s}) \end{aligned} \quad (12)$$

Note that in the second inequality we use the fact that for any two volunteers  $u$  and  $u'$  (where  $u \neq u'$ ), the events  $\{u \text{ not notified or does not match}\}$  and  $\{u' \text{ not notified or does not match}\}$  are independent from each other as well as from  $v$  responding. Combining (11) and (12) completes our proof that for any arrival  $s \in [S]$  at time  $t \in [T]$ , volunteer  $v \in [V]$  completes the task with probability at least  $\frac{1}{2-q} \left( \prod_{u < v} (1 - x_{u,s,t}^* p_{u,s}) \right) x_{v,s,t}^* p_{v,s}$ . Using linearity of expectations, we compute the expected number of tasks completed by  $v$  as follows

$$\frac{1}{2-q} \sum_{t=1}^T \sum_{s=1}^S \lambda_{s,t} \left( \prod_{u < v} (1 - x_{u,s,t}^* p_{u,s}) \right) x_{v,s,t}^* p_{v,s} = \frac{1}{2-q} f_v(\mathbf{x}^*).$$

This completes the proof of Lemma 3.  $\square$

To finish the proof of Theorem 1, note that Lemma 3 implies that each volunteer completes at least  $\frac{1}{2-q} f_v(\mathbf{x}^*)$  tasks in expectation. By linearity of expectations and Lemma 1, the expected total number of tasks completed by volunteers must be at least  $\frac{1}{2-q} f(\mathbf{x}^*)$ . Since  $f(\mathbf{x}^*) \geq (1 - \frac{1}{e}) \mathbf{LP}_{\mathcal{I}}$  (see Proposition 2), it immediately follows that the SDN policy is  $\frac{1}{2-q}(1 - \frac{1}{e})$ -competitive.  $\square$

### 4.3. Sparse Notification Policy

In this section, we present our second policy, the sparse notification (SN) policy, which relies on a different modification of the ex ante solution. Before describing the policy, we briefly discuss our motivation for designing a second policy. Though simple and intuitive, the SDN policy only relies on the ex ante solution to resolve the trade-off between the immediate reward of notifying a volunteer and saving her for a future arrival. Rather than considering each decision individually, the SDN policy simply adjusts the ex ante solution on an aggregate level; even in the last period  $T$ , the SDN policy follows a scaled-down version of  $\mathbf{x}^*$  despite getting no benefit from saving a volunteer for a future arrival. As a result, it exhibits performance only slightly above its worst-case guarantee (see the example in Section 5.2 and the results in Section 6).

To more accurately resolve this trade-off, in designing the SN policy, we utilize the ex ante solution and the index-based priority scheme (see Definition 4) to formulate a sequence of one-dimensional DPs whose optimal value will serve as a lower bound on the contribution of each volunteer according to her priority (as shown in Lemma 4). The solution of these DPs is a sparsified version of the ex ante solution  $\mathbf{x}^*$ . Namely, let us denote  $\tilde{\mathbf{x}}$  as the solution of the sequence of DPs. For any  $v$ ,  $s$ , and  $t$ ,  $\tilde{x}_{v,s,t}$  is either 0 or  $x_{v,s,t}^*$ . Equipped with  $\tilde{\mathbf{x}}$ , which we compute in advance, the SN policy probabilistically follows  $\tilde{\mathbf{x}}$  in the online phase. Our DP formulation and its analysis builds on the framework developed in Alaei et al. (2012) and Alaei (2014), which is also used in Feng et al. (2019).

Next we describe the DP formulation. Consider volunteer  $v \in [V]$  and suppose we have already solved the first  $(v-1)$  DPs. Thus we have  $\{\tilde{x}_{u,s,t} : u \in [v-1], s \in [S], t \in [T]\}$ . Let us denote the value-to-go of the DP at time  $t$  by  $J_{v,t}$ . As mentioned above, we define the DP such that  $J_{v,t}$  is a lower bound on the expected number of tasks that volunteer  $v$  will complete between  $t$  and  $T$  when active at time  $t$  under the SN policy and the index-based priority scheme (we prove this assertion in Lemma 4). Clearly  $J_{v,T+1} = 0$ . To specify  $J_{v,t}$  for  $t \in [T]$ , we first define  $v$ 's reward at time  $t$  when active and notified about a task of type  $s$  as follows:

$$r_{v,s,t} := p_{v,s} \prod_{u=1}^{v-1} (1 - \tilde{x}_{u,s,t} p_{u,s})^{23} \quad (13)$$

The actions available when a task of type  $s$  arrives at time  $t$  are to notify  $v$  with probability  $x_{v,s,t}^*$  or to not notify  $v$ . Thus when deciding on the optimal action (which can be either 0 or  $x_{v,s,t}^*$ ), we compare the (current and future) reward of notifying  $v$  now to the reward of saving her for the next period. Formally,

$$\tilde{x}_{v,s,t} = x_{v,s,t}^* \mathbb{I} \left( r_{v,s,t} + \sum_{\tau=t+1}^T g(\tau-t) J_{v,\tau} \geq J_{v,t+1} \right) \quad (14)$$

<sup>23</sup> We emphasize that this is not the actual reward, i.e., it is not the probability that volunteer  $v$  completes a task of type  $s$  under the index-based priority scheme. However, it is a lower bound, as shown in the proof of Lemma 4.

The term in the indicator on the left hand side is the reward of notifying  $v$  in the current period  $t$ , which consists of two parts: (i) the immediate reward we get from notifying  $v$ —which will make her inactive for  $Z$  periods—and (ii) the future reward once she becomes active again. The right hand side within the indicator simply represents the reward when  $v$  is not notified and remains active in period  $t + 1$ .

Given (13), (14), and  $J_{v,T+1} = 0$ , we can iteratively compute  $\{J_{v,t}; t \in [T]\}$  as follows:<sup>24</sup>

$$J_{v,t} = \sum_{s=0}^S \lambda_{s,t} \left( (1 - \tilde{x}_{v,s,t}) J_{v,t+1} + \tilde{x}_{v,s,t} \left( r_{v,s,t} + \sum_{\tau=t+1}^T g(\tau - t) J_{v,\tau} \right) \right) \quad (15)$$

The formal definition of our policy is presented in Algorithm 2. In the rest of this section, we analyze the competitive ratio of the SN policy. Our main result is the following theorem:

---

**ALGORITHM 2:** Sparse Notification (SN) Policy

---

**Offline Phase:**

1. Compute  $\mathbf{x}^*$  according to (5)
2. **For** all  $v \in [V]$ :
  - (a) **For** all  $s \in [S]$  and  $t \in [T]$ , compute  $r_{v,s,t}$  according to (13)
  - (b) Set  $J_{v,T+1} = 0$
  - (c) **For**  $t = T$  to  $t = 1$  :
    - i. **For** all  $s \in [S]$ , compute  $\tilde{x}_{v,s,t}$  according to (14)
    - ii. Compute  $J_{v,t}$  according to (15)

**Online Phase:**

1. **For**  $t$  from 1 to  $T$ :
    - (a) **If** a task of type  $s$  arrives in time  $t$ , then **for**  $v$  in  $V$ :
      - i. Notify  $v$  with probability  $\tilde{x}_{v,s,t}$
- 

**THEOREM 2 (Competitive Ratio of the Sparse Notification Policy).** *Suppose that the MDHR of the inter-activity time distribution is  $q$ . Then the sparse notification policy, defined in Algorithm 2, is  $\frac{1}{2-q}(1 - \frac{1}{e})$ -competitive.*

A few remarks are in order: (i) The competitive ratio of our two policies are identical, implying that in the worst case they guarantee the same performance. However, for practical instances, the SN policy performs significantly better (as shown by instance  $\mathcal{I}_3$  in Section 5.2 and the numerical results in Section 6). Intuitively, this is because the design of the SN policy makes individualized

---

<sup>24</sup> To compute the value-to-go at time  $t$ , we must sum over *all* possible arrivals, including tasks of type 0 (i.e., no task). By convention, we set variables associated with tasks of type 0 (e.g.  $x_{v,0,t}$ ) to be 0.

decisions explicitly intended to optimally resolve the trade-off between notifying a volunteer now or keeping her active for later based on  $\mathbf{x}^*$ . On the other hand, the design of the SDN policy aims to uniformly scale down  $\mathbf{x}^*$ . As a result, the SDN policy's numerical performance is not substantially better than its worst-case guarantee. (ii) The (identical) competitive ratio of both policies improves when  $q$  increases. However, in contrast to the SDN policy, the SN policy does not directly make use of  $q$ .

The proof of Theorem 2 consists of two main lemmas. First, in the following lemma, we lower bound the contribution of each volunteer  $v$  by  $J_{v,1}$ :

**LEMMA 4 (Volunteer Priority-Based Contribution under the SN Policy).** *Under the index-based priority scheme (in Definition 4) and the SN policy, the contribution of volunteer  $v \in [V]$ , i.e., the expected number of tasks she completes, is at least  $J_{v,1}$ , where  $J_{v,1}$  is defined in (15).*

*Proof:* The proof of Lemma 4 consists of two parts. **Part (i):** First, we prove that  $r_{v,s,t}$  is a lower bound on the probability that a volunteer  $v \in [V]$  completes a task of type  $s \in [S]$  when it arrives at time  $t \in [T]$ , conditional on being notified and active, under the SN policy and the index-based priority scheme. **Part (ii):** Then we show that the expected number of tasks volunteer  $v$  will complete between  $t$  and  $T$  when active at  $t$  under the SN policy and the index-based priority scheme must be at least  $J_{v,t}$ .

**Proof of Part (i):** Without loss of generality, we focus on a particular arrival  $s$  at a particular time  $t$ . Let us define  $\hat{r}_{v,s,t}$  as the probability that volunteer  $v$  completes a task of type  $s$  when it arrives at time  $t$ , conditional on  $v$  being notified and active at time  $t$ , under the SN policy and the index-based priority scheme. We will show that  $r_{v,s,t}$  as defined in (13) is a lower bound on  $\hat{r}_{v,s,t}$ . When notified and active, a volunteer  $v \in [V]$  responds with probability  $p_{v,s}$ . Any other lower-indexed volunteer  $u \in [v-1]$  is notified with probability  $\tilde{x}_{u,s,t}$  under the SN policy. If active, she will respond with probability  $p_{u,s}$ . Since these are both independent from  $v$ 's response, the probability that  $u$  responds conditional on  $v$  responding must be less than  $\tilde{x}_{u,s,t}p_{u,s}$ . Repeating this argument jointly for all  $u < v$ , we see that  $\hat{r}_{v,s,t}$ , i.e., the probability that  $v$  completes the task when active and notified—which happens when she is the lowest indexed volunteer to respond—must be at least  $p_{v,s} \prod_{u=1}^{v-1} (1 - \tilde{x}_{u,s,t}p_{u,s})$ . Noting that this is equivalent to the definition of  $r_{v,s,t}$  completes the first part of the proof, namely that  $\hat{r}_{v,s,t} \geq r_{v,s,t}$ .

**Proof of Part (ii):** Let us define  $\hat{J}_{v,t}$  as the expected number of tasks  $v$  will complete between  $t$  and  $T$  when active at  $t$  under the SN policy and the index-based priority scheme. We will show via total backward induction that  $\hat{J}_{v,t} \geq J_{v,t}$ . Clearly, this is true with equality for  $\hat{J}_{v,T+1} = 0$ .

Now suppose that this inductive hypothesis holds for all  $t \geq k + 1$ . We will show that for  $t = k$ ,  $\hat{J}_{v,k} \geq J_{v,k}$ . By construction, we have

$$\hat{J}_{v,k} = \sum_{s=0}^S \lambda_{s,k} \left( (1 - \tilde{x}_{v,s,k}) \hat{J}_{v,k+1} + \tilde{x}_{v,s,k} (\hat{r}_{v,s,k} + \sum_{\tau=k+1}^T g(\tau - k) \hat{J}_{v,\tau}) \right)$$

In words, the expected number of tasks  $v$  will complete between  $t$  and  $T$  when active at  $t$  under the SN policy and the index-based priority scheme can be computed in the following way: fixing an arrival of a task of type  $s$  at time  $k$ , if  $v$  is not notified, she will complete  $\hat{J}_{v,k+1}$  tasks (in expectation) in the future. If  $v$  is notified, she will complete this task with probability  $\hat{r}_{v,s,k}$ . The expected number of tasks she will complete in the future is the expected number of tasks she will complete after becoming active again, as given by the term  $\sum_{\tau=k+1}^T g(\tau - k) \hat{J}_{v,\tau}$ . Summing over all possible arriving task types  $s \in [S] \cup \{0\}$ , we get  $\hat{J}_{v,k}$ . Using our inductive hypothesis and part (i) of the proof, we have

$$\hat{J}_{v,k} \geq \sum_{s=0}^S \lambda_{s,k} \left( (1 - \tilde{x}_{v,s,k}) J_{v,k+1} + \tilde{x}_{v,s,k} (r_{v,s,k} + \sum_{\tau=k+1}^T g(\tau - k) J_{v,\tau}) \right) \quad (16)$$

Noting that the right hand side of (16) is exactly the definition of  $J_{v,k}$  according to (15), we have shown  $\hat{J}_{v,k} \geq J_{v,k}$ , which completes the proof by induction.

This implies that the expected number of tasks volunteer  $v$  will complete between 1 and  $T$  when active at period 1 under the SN policy and the index-based priority scheme must be at least  $J_{v,1}$ . Because  $v$  is by definition active in period 1, we have completed the proof of Lemma 4.  $\square$

The second main step in the proof of Theorem 2 is to compare  $J_{v,1}$  to the benchmark **LP**. In order to do so, we follow the dual-fitting approach of Alaei et al. (2012). In particular, given the inter-activity time distribution, we set up a linear program to find the “worst” possible combination of per-stage rewards that give rise to the minimum possible value of  $J_{v,1}$ . Finding the optimal solution to this LP proves to be difficult. Instead we find a feasible solution to its dual, which enables us to lower bound  $J_{v,1}$ . The LP and its dual are presented in Table 1. In the LP formulation, the first two sets of constraints follow from the DP definition. Note that the value of  $J_{v,1}$  will crucially depend on the values of per-stage rewards through  $\sum_{t=1}^T \sum_{s=0}^S \lambda_{s,t} r_{v,s,t} x_{v,s,t}^*$ , e.g., if  $r_{v,s,t} = 0$  for all  $v \in [V]$ ,  $s \in [S]$ , and  $t \in [T]$ , then  $J_{v,1} = 0$ . This motivates the final constraint, which provides a constant against which we can compare  $J_{v,1}$ . The following lemma establishes a lower bound on  $J_{v,1}$ .

**LEMMA 5 (Lower Bounding the Dynamic Program).** *Under the index-based priority scheme (see Definition 4), for any  $\mathbf{x} \in \mathcal{P}$  and volunteer  $v \in [V]$ , we have  $J_{v,1} \geq \frac{1}{2-q} f_v(\mathbf{x})$  where  $f_v(\mathbf{x})$  is defined in (4).*

**Table 1** The linear and dual programs used to provide a lower bound on  $J_{v,1}$  for all  $v \in [V]$ .

(J-LP) uses variables $\mathbf{J} = \{J_{v,t} : t \in [T]\}$ and $\mathbf{r} = \{r_{v,s,t} : s \in [S], t \in [T]\}$ .	(Dual) uses variables $\boldsymbol{\alpha} = \{\alpha_t \geq 0 : t \in [T]\}$ , $\boldsymbol{\gamma} = \{\gamma_t \geq 0 : t \in [T]\}$ , and $\mu$ .
$\min_{\mathbf{J}, \mathbf{r}} J_{v,1}$ (J-LP)  s.t.	$\max_{\boldsymbol{\alpha}, \boldsymbol{\gamma}, \mu} c\mu$ (Dual)  s.t.
$J_{v,t} \geq J_{v,t+1}$ ( $\alpha_t$ )	$\gamma_1 \leq 1 - \alpha_1$ ( $J_{v,1}$ )
$J_{v,t} \geq J_{v,t+1} + \sum_{s=0}^S \lambda_{s,t} x_{v,s,t}^* [r_{v,s,t} - J_{v,t+1} + \sum_{\tau=t+1}^T g(\tau - t) J_{v,\tau}]$ ( $\gamma_t$ )	$\gamma_t \leq \gamma_{t-1} + \alpha_{t-1} - \alpha_t - \gamma_{t-1} \sum_{s=0}^S \lambda_{s,t-1} x_{v,s,t-1}^* + \sum_{t'=1}^{t-1} \gamma_{t'} \sum_{s=0}^S \lambda_{s,t'} x_{v,s,t'}^* g(t - t')$ ( $J_{v,2:T}$ )
$c = \sum_{t=1}^T \sum_{s=0}^S \lambda_{s,t} r_{v,s,t} x_{v,s,t}^*$ ( $\mu$ )	$\gamma_t \geq \mu$ ( $\mathbf{r}$ )

*Proof:* First we show that for a particular volunteer  $v \in [V]$ , the solution to (J-LP) is a lower bound on  $J_{v,1}$  for a given value of  $\sum_{t=1}^T \sum_{s=0}^S \lambda_{s,t} r_{v,s,t} x_{v,s,t}^*$ . To see this, we show that the first two sets of constraints in (J-LP) come from the definition of  $J_{v,t}$ :

$$J_{v,t} = \sum_{s=0}^S \lambda_{s,t} \max_{x_{v,s,t} \in \{0, x_{v,s,t}^*\}} \left\{ (1 - x_{v,s,t}) J_{v,t+1} + x_{v,s,t} \left( r_{v,s,t} + \sum_{\tau=t+1}^T g(\tau - t) J_{v,\tau} \right) \right\}$$

$$\geq \max \left\{ J_{v,t+1}, \sum_{s=0}^S \left[ \lambda_{s,t} (1 - x_{v,s,t}^*) J_{v,t+1} + x_{v,s,t}^* \left( r_{v,s,t} + \sum_{\tau=t+1}^T g(\tau - t) J_{v,\tau} \right) \right] \right\} \quad (17)$$

$$= \max \left\{ J_{v,t+1}, J_{v,t+1} + \sum_{s=0}^S \lambda_{s,t} x_{v,s,t}^* (r_{v,s,t} - J_{v,t+1} + \sum_{\tau=t+1}^T g(\tau - t) J_{v,\tau}) \right\} \quad (18)$$

In the above, the first equality follows from the definition of  $\tilde{x}_{v,s,k}$ . The inequality in (17) follows from setting the values of  $x_{v,s,k}$  to their extremes, i.e.,  $x_{v,s,k} = 0$  (which gives the first term inside the max) and  $x_{v,s,t} = x_{v,s,t}^*$  (which gives the second term inside the max). The last equality is a result of simplifying the second term inside the max. Note that (18) implies that the first two constraints in (J-LP) must hold.

The final constraint in (J-LP) scales the per-stage rewards while allowing for the “worst” possible combination. Together there are  $2T + 1$  constraints, which will become the dual variables identified by the labels  $\boldsymbol{\alpha} = \{\alpha_t \geq 0 : t \in [T]\}$ ,  $\boldsymbol{\gamma} = \{\gamma_t \geq 0 : t \in [T]\}$ , and  $\mu$ , respectively, in Table 1. This leads to the dual program in (Dual).



Next, we show that the following is a feasible solution to this dual problem:  $\mu = \frac{1}{2-q}$  and all constraints are tight, i.e.  $\gamma_t = \mu$  for all  $t \in [T]$ ,  $\alpha_1 = 1 - \mu$ , and for  $t \geq 2$ ,

$$\begin{aligned} \alpha_t &= \alpha_{t-1} + \gamma_{t-1} - \gamma_t - \gamma_{t-1} \sum_{s=0}^S \lambda_{s,t-1} x_{v,s,t-1}^* + \sum_{t'=1}^{t-1} \gamma_{t'} \sum_{s=0}^S \lambda_{s,t'} x_{v,s,t'}^* g(t-t') \\ &= \alpha_{t-1} - \mu \left( \sum_{s=0}^S \lambda_{s,t-1} x_{v,s,t-1}^* - \sum_{t'=1}^{t-1} \sum_{s=0}^S \lambda_{s,t'} x_{v,s,t'}^* g(t-t') \right) \end{aligned} \quad (19)$$

$$= \alpha_1 - \mu \sum_{t'=1}^{t-1} \sum_{s=0}^S \lambda_{s,t'} x_{v,s,t'}^* (1 - G(t-t')) \quad (20)$$

$$= \alpha_1 - \mu \sum_{t'=1}^{t-1} \sum_{s=0}^S \lambda_{s,t'} x_{v,s,t'}^* (1 - G(t-1-t')) \left(1 - \frac{g(t-t')}{1 - G(t-1-t')}\right) \quad (21)$$

$$\geq \alpha_1 - \mu \sum_{t'=1}^{t-1} \sum_{s=0}^S \lambda_{s,t'} x_{v,s,t'}^* (1 - G(t-1-t')) (1 - q) \quad (22)$$

$$\geq \alpha_1 - (1 - q)\mu \quad (23)$$

$$= 1 - (2 - q)\mu$$

Equality in Line (19) follows from plugging in  $\gamma_t = \mu$  for all  $t$ . Line (20) comes from recursively plugging in the definition for  $\alpha_{t-1}$  and rearranging terms. Line (21) is a result of re-writing  $(1 - G(t-t'))$  as  $(1 - G(t-t'-1) - g(t-t'))$  and then factoring out  $(1 - G(t-t'-1))$ .<sup>25</sup> Line (22) comes from applying the definition of the minimum hazard rate. Line (23) uses the fact that  $\mathbf{x}^* \in \mathcal{P}$ , which means it must satisfy constraint (2) of (LP) at time  $t-1$ .

Finally, note that in this proposed solution, all the dual variables are non-negative:  $0 \leq q \leq 1$ , which ensures  $\mu = \frac{1}{2-q} \in [1/2, 1]$ . Thus  $\gamma_t = \mu \geq 0$ , and  $\alpha_1 \geq 0$ . Since  $\mu = \frac{1}{2-q}$ , we must have  $\alpha_t \geq 0$ . Since all constraints are tight and for all  $t \in [T]$ ,  $\alpha_t \geq 0$  and  $\gamma_t \geq 0$ , this solution is feasible in (Dual). Therefore, by weak duality, we have

$$J_{v,1} \geq \frac{1}{2-q} c = \frac{1}{2-q} \sum_{t=1}^T \sum_{s=0}^S \lambda_{s,t} r_{v,s,t} x_{v,s,t}^* \quad (24)$$

To finish the proof, we show that  $r_{v,s,t} \geq (\prod_{u < v} (1 - p_{u,s} x_{u,s,t}^*)) p_{v,s}$ . To see why, note that the term  $(\prod_{u < v} (1 - p_{u,s} x_{u,s,t})) p_{v,s}$  is decreasing in  $x_{u,s,t}$ . Since  $\tilde{x}_{u,s,t} \leq x_{u,s,t}^*$ , this implies  $r_{v,s,t} \geq (\prod_{u < v} (1 - p_{u,s} x_{u,s,t}^*)) p_{v,s}$ . Plugging this back into (24), we have:

$$J_{v,1} \geq \frac{1}{2-q} \sum_{t=1}^T \sum_{s=0}^S \lambda_{s,t} \left( \prod_{u < v} (1 - p_{u,s} x_{u,s,t}^*) \right) p_{v,s} x_{v,s,t}^* = f_v(\mathbf{x}^*),$$

which completes the proof of Lemma 5.  $\square$

<sup>25</sup> If  $1 - G(t-t'-1) = 0$ , then we must also have  $g(t-t') = 0$ . Thus, in Line (21), we preserve the equality by following our convention that if the fraction is  $\frac{0}{0}$ , we define it to be equal to 1.

Based on Lemma 5, we know that each volunteer completes at least  $\frac{1}{2-q}f_v(\mathbf{x}^*)$  tasks in expectation. By linearity of expectations and Lemma 1, the expected total number of tasks completed by volunteers must be at least  $\frac{1}{2-q}f(\mathbf{x}^*)$ . Since  $f(\mathbf{x}^*) \geq (1 - \frac{1}{e})\mathbf{LP}_{\mathcal{I}}$  (see Proposition 2), it immediately follows that the SN policy is  $\frac{1}{2-q}(1 - \frac{1}{e})$ -competitive. This completes the proof of Theorem 2.  $\square$

Having analyzed the competitive ratio of our two policies, we finish this section by computing and comparing their complexities in the following remark.

**REMARK 1 (COMPUTATIONAL COMPLEXITY OF SDN AND SN POLICIES).** First, we note that because both policies are non-adaptive, all of the computation can be done in advance. Next, we claim that the computational complexities of our policies are nearly identical: to see this, observe both policies require computing the same ex ante solution. Given an ex ante solution, the steps in the SDN policy (Algorithm 1) have complexity of  $O(VST^2)$ , while the steps in the SN policy (Algorithm 2) have complexity of  $O(VST^2 + V^2ST)$ .<sup>26</sup> Finally, we remark that computing the ex ante solution according to (5), which is a common step shared by both policies, requires comparing three candidates:  $\mathbf{x}_{\mathbf{LP}}^*$ ,  $\mathbf{x}_{\mathbf{AA}}^*$ , and  $\mathbf{x}_{\mathbf{SQ}}^*$ . These ex ante candidates require solving 1,  $n$ , and  $V$  linear programs, respectively, where  $\frac{1}{n}$  is the step size of the Frank-Wolfe variant used to compute  $\mathbf{x}_{\mathbf{AA}}^*$ . These linear programs consist of  $VST$ ,  $VST$ , and  $ST$  variables, respectively, and  $T(S + V + VS)$ ,  $T(V + VS)$ , and  $T(1 + S)$  constraints.

## 5. Upper Bounds on Competitive Ratio

In this section, we provide upper bounds on the achievable performance of various policies for the online volunteer notification problem. We begin in Section 5.1 by upper-bounding the competitive ratio of any online policy. Then, in Section 5.2, we place an upper bound on the competitive ratio of the specific policy of directly following the ex ante solution as defined in (5). The instance which establishes this upper bound also provides intuition for why the SN policy can outperform the SDN policy.

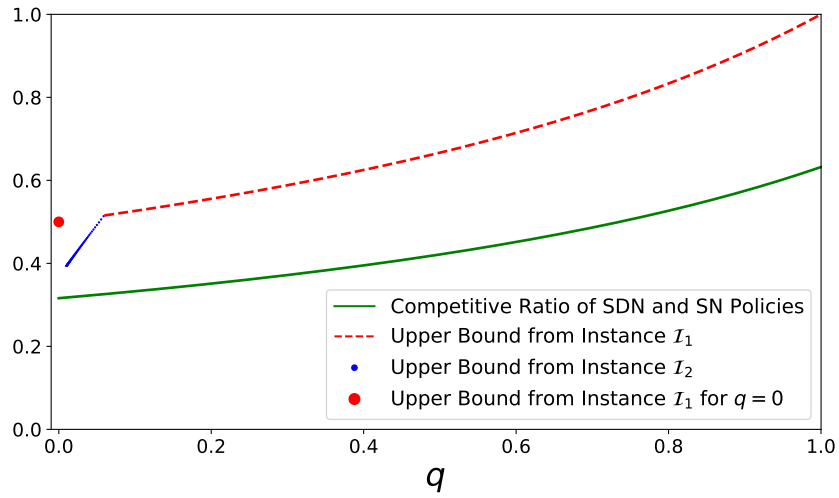
### 5.1. Upper Bound for Any Online Policy

Like the lower bound achieved by our policies in Section 4, the upper bound we establish for any online policy is parameterized by the MDHR of the inter-activity time distribution,  $q$ . We highlight that our upper bound applies to *all* online policies, even those that cannot be computed in polynomial time. The main result of this section is the following theorem:

**THEOREM 3 (Upper Bound on Achievable Competitive Ratio).** *Suppose the MDHR of the inter-activity time distribution is  $q$  where  $q \in [1/16, 1] \cup \{1/n, n \in \mathbb{N}\} \cup \{0\}$ . Then no online policy can achieve a competitive ratio greater than  $\kappa$ , where for  $q > 0$*

$$\kappa = \min \left\{ \frac{1}{2-q}, 1 + q - \frac{q(1-q)}{\log(\frac{1}{1-q})(1+q)}(1 - e^{-1}) \right\} \quad (25)$$

<sup>26</sup> For two functions  $d, l : \mathbb{N} \rightarrow \mathbb{R}$ ,  $l(n) = O(d(n))$  if  $\limsup_{n \rightarrow \infty} \frac{|l(n)|}{d(n)} < \infty$ .



**Figure 2** Comparing the (identical) competitive ratio of both policies presented in Section 4 (Theorems 1 and 2) to an upper bound on the performance of any online policy (Theorem 3) as a function of the MDHR,  $q$ .

and for  $q = 0$ , we have  $\kappa = \frac{1}{2}$ .<sup>27</sup>

Figure 2 provides a summary of our lower and upper bounds on the achievable competitive ratio for the online volunteer notification problem as a function of  $q$ . We make the following observations based on the theorem and accompanying plot: (i) both the upper and lower bounds improve as  $q$  increases, and (ii) the competitive ratio of our online policies are fairly close to the upper bound when  $q$  is small but positive. However, the gap grows for larger values of  $q$ .

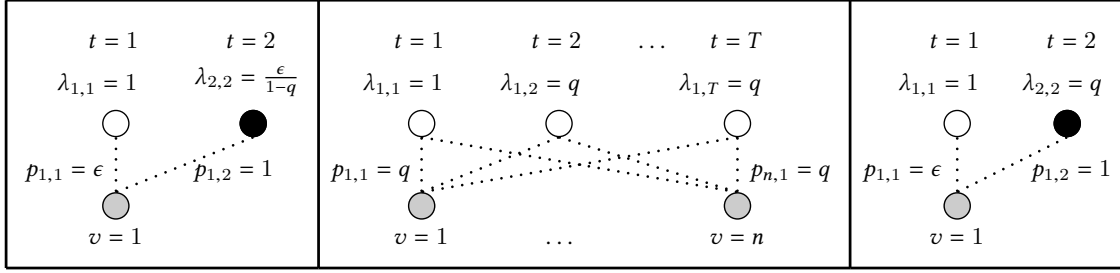
The proof of Theorem 3 relies on analyzing the following two instances, each giving one of the terms in the definition of  $\kappa$  as shown in (25). Instance  $\mathcal{I}_1$  attains the minimum when  $q \in \{0\} \cup [1/16, 1)$  whereas instance  $\mathcal{I}_2$  attains it when  $q \in \{1/n, n > 16, n \in \mathbb{N}\}$ .<sup>28</sup>

**Instance  $\mathcal{I}_1$ :** Suppose  $V = 1$ ,  $S = 2$ ,  $T = 2$ , and  $g(\cdot)$  is the geometric distribution with parameter  $q$ , e.g.  $g(\tau) = q(1 - q)^{\tau-1}$ . The arrival probabilities are given by  $\lambda_{1,1} = 1$  and  $\lambda_{2,2} = \frac{\epsilon}{1-q}$ , where  $\epsilon \ll 1 - q$ . The volunteer match probabilities are given by  $p_{1,1} = \epsilon$  and  $p_{1,2} = 1$ . The left panel of Figure 3 visualizes instance  $\mathcal{I}_1$ . The following lemma—which we prove in Appendix C.1—states that no online policy can complete more than a  $\frac{1}{2-q}$  fraction of  $\mathbf{LP}_{\mathcal{I}_1}$ .

**LEMMA 6 (Upper Bound for Instance  $\mathcal{I}_1$ ).** *In instance  $\mathcal{I}_1$ , the expected number of completed tasks under any online policy is at most  $\frac{1}{2-q} \mathbf{LP}_{\mathcal{I}_1}$  for  $q \in [0, 1)$ .*

<sup>27</sup> We remark that the condition imposed on  $q$  when  $0 < q < 1/16$  is added for ease of presentation of the theorem statement as well as its proof. Relaxing the aforementioned condition amounts to modifying the second term in  $\kappa$  by rounding any  $q$  up to the closest  $\hat{q} \in \{1/n, n \in \mathbb{N}\}$  and slightly modifying the instance in the proof. We omit these details for the sake of brevity.

<sup>28</sup> For  $q = 1$ , by definition no online policy can achieve a competitive ratio greater than 1.



**Figure 3** Left: Visualization of instance  $\mathcal{I}_1$ . Middle: Visualization of instance  $\mathcal{I}_2$ . Right: Visualization of instance  $\mathcal{I}_3$ .

Before proceeding to the second instance, we make two remarks: (i) If  $q = 0$ , the above instance is equivalent to the canonical instance used in the prophet inequality to establish an upper bound of  $1/2$  (see, e.g., Hill and Kertz (1992)). (ii) The term  $(1 - 1/e)$  in the competitive ratio of both policies corresponds to the gap between  $f(\mathbf{x}^*)$  (defined in (3)) and the benchmark  $\mathbf{LP}$ , whereas the  $\frac{1}{2-q}$  corresponds to the gap between the performance of our online policy and  $f(\mathbf{x}^*)$  due to the loss in the online phase. In instance  $\mathcal{I}_1$ , there is only one volunteer and consequently  $f(\mathbf{x}^*) = \mathbf{LP}_{\mathcal{I}_1}$ . Therefore, instance  $\mathcal{I}_1$  shows that the lower bound achieved in the online phase of our policies is tight, as they both attain at least  $\frac{1}{2-q} f(\mathbf{x}^*)$ .

The construction of our second instance is more delicate as it aims to find an instance for which both the loss in the offline phase (i.e., the gap between  $f(\mathbf{x}^*)$  and  $\mathbf{LP}_T$ ) and the loss in the online phase (i.e., the gap between the performance of the online policy and  $f(\mathbf{x}^*)$ ) are large.

**Instance  $\mathcal{I}_2$ :** Suppose  $V = \frac{1}{q} = n$ ,  $S = 1$ ,  $T = n^2 + 1$ , and  $g(\cdot)$  is the geometric distribution with parameter  $q$ , e.g.  $g(\tau) = q(1 - q)^{\tau-1}$ . The arrival probabilities are given by  $\lambda_{1,1} = 1$  and  $\lambda_{1,t} = q$  for  $t \in [T] \setminus [1]$ . The volunteers are homogeneous with  $p_{v,1} = q$  for all  $v \in [V]$ . The middle panel of Figure 3 visualizes instance  $\mathcal{I}_2$ . The following lemma—which is proven in Appendix C.2—states that no online policy can complete more than a  $1 + q - \frac{q(1-q)}{\log(\frac{1}{1-q})(1+q)}(1 - e^{-1})$  fraction of  $\mathbf{LP}_{\mathcal{I}_2}$ .

**LEMMA 7 (Upper Bound for Instance  $\mathcal{I}_2$ ).** *In instance  $\mathcal{I}_2$ , the expected number of completed tasks under any online policy is at most  $\left[1 + q - \frac{q(1-q)}{\log(\frac{1}{1-q})(1+q)}(1 - e^{-1})\right] \mathbf{LP}_{\mathcal{I}_2}$ , where  $q \in \{1/n, n \in \mathbb{N}\}$ .*

The proof of this lemma involves three steps: (i) placing a lower bound on  $\mathbf{LP}_{\mathcal{I}_2}$  by finding a feasible solution, (ii) establishing that always notifying every volunteer is the best online policy, and (iii) assessing the performance of this policy relative to  $\mathbf{LP}_{\mathcal{I}_2}$ . A full proof can be found in Appendix C.2.

## 5.2. Upper Bound on Following Ex Ante Solution

As noted in Section 4.1, a policy of directly following the ex ante solution  $\mathbf{x}^*$  (as defined in (5)) does not achieve a good competitive ratio because volunteers are not always active at the “right

time” if notifications only respect their inactivity period *in expectation*. To highlight this intuition, we state the following proposition which establishes an upper bound on the performance of the aforementioned policy.

**PROPOSITION 3 (Upper Bound on Performance of Following Ex Ante Solution).**

*Suppose the MDHR of the inter-activity time distribution is  $q > 0$ . Then the policy of directly following the ex ante solution achieves a competitive ratio of at most  $q$ .*

*Proof:* In order to prove this proposition, we construct an instance with a single volunteer such that, under the policy of directly following the ex ante solution, she is likely to be inactive when she is most valuable. In particular, we define instance  $\mathcal{I}_3$  as follows:

**Instance  $\mathcal{I}_3$ :** Suppose  $V = 1$ ,  $S = 2$ ,  $T = 2$ , and  $g(\cdot)$  is the geometric distribution with parameter  $q$ , e.g.  $g(\tau) = q(1 - q)^{\tau-1}$ . The arrival probabilities are given by  $\lambda_{1,1} = 1$  and  $\lambda_{2,2} = q$ . The volunteer match probabilities are given by  $p_{1,1} = \epsilon$  and  $p_{1,2} = 1$ , where  $\epsilon \ll q$ . The right panel of Figure 3 visualizes instance  $\mathcal{I}_3$ . In the rest of the proof, we show that for instance  $\mathcal{I}_3$ , the expected number of completed tasks when directly following the ex ante solution is  $q\mathbf{LP}_{\mathcal{I}_3}$ .

We first claim that the ex ante solution in instance  $\mathcal{I}_3$  is  $x_{1,1,1}^* = 1$  and  $x_{1,2,2}^* = 1$ . Note that such a solution is feasible in (LP), and because the objective of (LP) is monotonically increasing in  $x_{1,1,1}, x_{1,2,2} \in [0, 1]$ , no other feasible solution can achieve a higher value. As a consequence,  $\mathbf{LP}_{\mathcal{I}_3} = \epsilon + q$ .

An online policy of following  $\mathbf{x}^*$  (the ex ante solution) is therefore equivalent to always notifying volunteer 1 when there is an arrival. Such a policy completes a task in the first period with probability  $\epsilon$  and a task in the second period with probability  $q^2$  (note that she will become active in period 2 with probability  $q$  and there will be an arrival of type 2 independently with probability  $q$ ). The expected number of tasks completed is then given by  $q(1 + \frac{\epsilon(1-q)}{q(q+\epsilon)})\mathbf{LP}_{\mathcal{I}_3}$ . For  $\epsilon \ll q$ , this corresponds to a competitive ratio of  $q$ .  $\square$

We remark that instance  $\mathcal{I}_3$  (defined in the proof of Proposition 3) also provides an example where the SDN policy performs only half as well as the SN policy when  $q \ll 1$ . To show this, we first demonstrate that under the SDN policy, the volunteer is active and notified with probability  $\frac{1}{2-q}$  in both periods. This implies that she completes  $\frac{1}{2-q}f_1(\mathbf{x}^*)$  tasks in expectation, which is exactly the lower bound established in Lemma 3.

Because  $x_{1,1,1}^* = 1$  and  $\beta_{1,1} = 1$ , the SDN policy will notify volunteer 1 at time 1 with probability  $\frac{1}{2-q}$ . Because  $x_{1,2,2}^* = 1$ , when a task of type 2 arrives at time 2, the SDN policy will notify her with probability  $\frac{1}{(2-q)\beta_{1,2}}$ . According to Lemma 2, she will be active in period 2 independently with probability  $\beta_{1,2}$ . Thus, the SDN policy achieves a value of  $\frac{\epsilon}{2-q} + q\beta_{1,2}\frac{1}{(2-q)\beta_{1,2}} = \frac{1}{2-q}\mathbf{LP}_{\mathcal{I}_3}$ .

On the other hand, we show that the SN policy performs nearly twice as well by not notifying the volunteer in period 1 and instead saving her for period 2. (i.e.,  $\tilde{x}_{1,1,1} = 0$  and  $\tilde{x}_{1,2,2} = 1$ ) To see this, note that the SN policy solves a DP starting from  $J_{1,3} = 0$ . Working backwards, the DP solution for period 2 is  $\tilde{x}_{1,2,2} = 1$  and  $J_{1,2} = q$ . To evaluate the DP solution for period 1, we note that  $r_{1,1,1} + q^2 = \epsilon + q^2 \leq J_{1,2}$ , assuming  $q < 1$  and  $\epsilon$  is chosen to be sufficiently small. Thus,  $\tilde{x}_{1,1,1} = 0$ , so the SN policy does not notify the volunteer in period 1. Instead, she is saved for period 2, where she completes a task with probability  $q$ . Thus, the expected number of completed tasks under the SN policy is  $\frac{q}{q+\epsilon} \mathbf{LP}_{\mathcal{I}_3}$ . Comparing this to the SDN policy, which completes  $\frac{1}{2-q} \mathbf{LP}_{\mathcal{I}_3}$  tasks, we observe that for  $\epsilon \ll q \ll 1$ , we have  $\frac{q}{q+\epsilon} \approx 2(\frac{1}{2-q})$ .

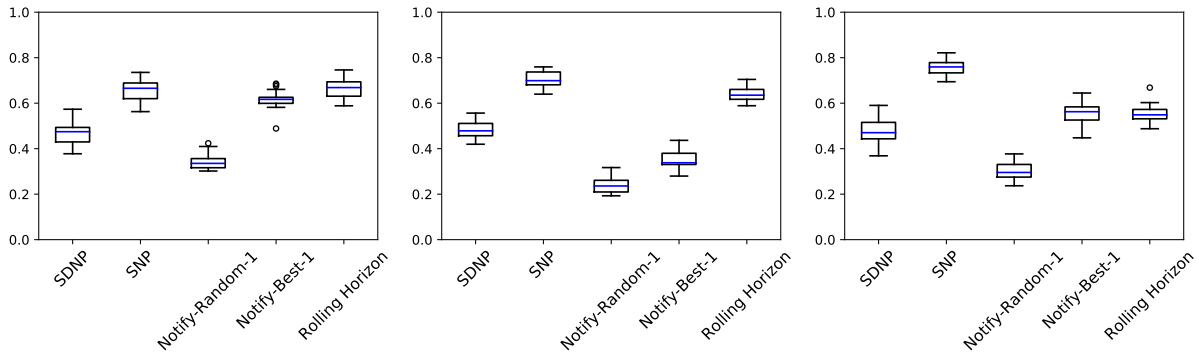
We conclude this section by noting that instance  $\mathcal{I}_3$  also highlights the challenges that the reactivation of volunteers brings to the design of online policies for our online volunteer notification problem compared to the classic online matching setting—in which once a resource is matched, it will not return. In particular, papers such as Haeupler et al. (2011) show that for the classic online matching setting, relying on an ex ante solution leads to constant-factor competitive ratios. However, instance  $\mathcal{I}_3$  shows that this is not the case when volunteers can reactivate. In other words, generalizing online stochastic matching (by allowing for the return of resources) comes with technical challenges that require us to employ new design ideas, as demonstrated in the SDN and SN policies.

## 6. Evaluating Policy Performance on FRUS Data

In this section, we use data from FRUS to evaluate the performance of the two online policies described in Section 4. First, we briefly explain how we use data to determine the model primitives. Then we exhibit the superior performance of our policies compared to different benchmarks, including policies that resemble the strategies used at various FRUS locations, when planning over a six-week horizon.

**Estimating model primitives:** As explained in Section 3, in order to define an instance of the online volunteer notification problem, we must determine the match probabilities, i.e.,  $\{p_{v,s} : v \in [V], s \in [S]\}$ ; the arrival rates of tasks, i.e.,  $\{\lambda_{s,t} : s \in [S], t \in [T]\}$ ; and the inter-activity time distribution  $g(\cdot)$ .

**Match probabilities:** As evidenced in Figure 1, volunteer preferences over task types are heterogeneous and predictable. To come up with estimates  $\{\hat{p}_{v,s} : v \in [V], s \in [S]\}$  for each FRUS location, we first create a feature vector for each task. We then build a  $k$ -Nearest Neighbors classification model, tuning the parameter  $k$  using cross-validation. The AUC values of such classification models range between 0.85 and 0.95 across tested locations.



**Figure 4** The left plot shows the fraction of LP achieved in Location (a) by our policies and three heuristics assuming a deterministic inter-activity time. The plots in the middle and right, respectively, do the same for Locations (b) and (c).

**Arrival Rates:** Recall that for FRUS, a task is a food rescue (donation) that remains available on the day of delivery. We define a set of task types based on pick-up and drop-off location, day-of-week, and time-of-day. Most food rescues repeat on a weekly cycle, and using a logistic regression model based on type and historical sign-up patterns, we can make accurate predictions about whether such rescues will be available on the day of delivery. The AUC values of these logistic regression models range between 0.78 and 0.96 across tested regions when making predictions over a six-week horizon.<sup>29</sup>

**Inter-activity time distribution:** At FRUS, many site directors follow a policy of waiting at least a week before notifying the same volunteer about another last-minute food rescue. Many other volunteer notification systems operate under similar self-imposed restrictions on notification frequency, such as notifications about blood donation studied in McElfresh et al. (2019). Consequently, for the results reported in Figure 4, we assume the inter-activity time is deterministic and equal to seven days, i.e.,  $g(\tau) = \mathbb{I}(\tau = 7)$ . As discussed in the introduction, our online volunteer notification problem—which amounts to jointly optimizing notifications across all volunteers—is computationally intractable even in settings with deterministic inter-activity times, justifying the need for simple policies with performance guarantees (see also our related discussion and example after the introduction of (LP)).

In the following, we compare the performance of our online policies to several benchmarks, including a strategy that simulates the current practice at various FRUS locations. We use instances constructed with data from three different locations as described above. Whenever a task arrives, FRUS site directors tend to notify a small subset of volunteers, chosen haphazardly among ‘eligible’ volunteers. We simulate this common practice with a ‘notify-random- $n$ ’ heuristic that notifies  $n$

<sup>29</sup> In Appendix E, we present numerical results that demonstrate the robustness of our policies in the presence of error in estimating the above model primitives.

volunteers chosen uniformly at random among eligible volunteers. Because site directors usually follow the practice of waiting at least a week before notifying the same volunteer again, a volunteer is considered eligible if she has not been notified for at least 6 days. We remark that the subset of such eligible volunteers perfectly coincides with the subset of active volunteers when the inter-activity time distribution is deterministic, i.e., when we set  $g(\tau) = \mathbb{I}(\tau = 7)$ . This highlights that our framework perfectly captures the current practice. In addition to the commonly-used heuristic described above, we compare our policies to two stronger, data-driven heuristics. First, we consider a ‘notify-best- $n$ ’ heuristic that greedily notifies the  $n$  eligible volunteers with the largest matching probabilities, i.e., the highest values of  $p_{v,s}$ . We also simulate an adaptive ‘rolling horizon’ heuristic that solves a one-week version of (LP) for eligible volunteers whenever a task arrives and probabilistically follows that solution.

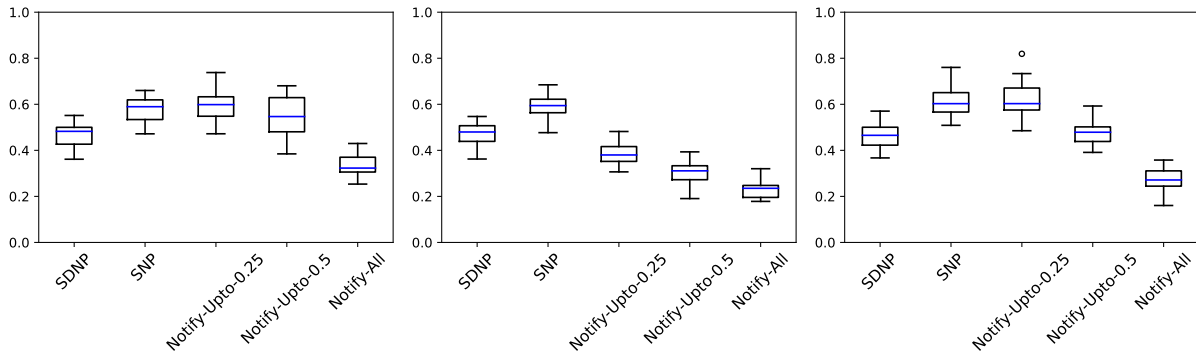
Figure 4 displays the ratio between each policy and  $\mathbf{LP}_{\mathcal{I}}$  across 25 simulations. We highlight that the SN policy displays remarkable consistency, significantly outperforming the current FRUS practice which is represented by the ‘notify-random- $n$ ’ heuristic. In addition, the SN policy significantly outperforms the two stronger heuristics in at least one location (e.g., Location (c)) while always performing at least as well.<sup>30</sup> Further note that the SN policy’s performance significantly exceeds its competitive ratio of  $\frac{1}{2}(1 - \frac{1}{e})$ , as given in Theorem 2, while the performance of the SDN policy is closer to its competitive ratio.<sup>31</sup>

Moving beyond the common practice at FRUS—which coincides with our setting when the inter-activity time distribution is deterministic—we note that our policies provide broader guarantees for a general inter-activity time distribution. As such, we also study their numerical performance when faced with stochastic inter-activity times. One natural choice to study is the geometric distribution, which is assumed for the model of volunteer inter-activity time in previous work such as Ata et al. (2019). To that end, in Figure 5, we provide numerical results on FRUS instances that are constructed as described above, but when modifying the inter-activity time distribution and assuming it is geometric with mean 7 days, i.e.,  $g(\tau) = \frac{1}{6}(\frac{6}{7})^\tau$ . Figure 5 displays the ratio between each policy and  $\mathbf{LP}_{\mathcal{I}}$  across 25 simulations for such a setting. Since the platform does not observe whether or not a volunteer is active, we compare our policies to other benchmarks suitable for this setting. First, we consider a simplistic ‘notify-all’ heuristic that resembles a mass notification system commonly used in nonprofit settings. Next, we consider a highly intelligent heuristic ‘notify-upto- $\rho$ ,’ which notifies volunteers in descending order of  $p_{v,s}$  until the probability of any volunteer

<sup>30</sup> We remark that for ‘notify-random- $n$ ’ and ‘notify-best- $n$ ’, we have optimized over  $n$ , which turned out to be 1 in all 3 regions and for both heuristics.

<sup>31</sup> Our policies outperform their competitive ratio in part because using  $\mathbf{x}^*$  as an ex ante solution as defined in (5) improves upon using  $\mathbf{x}_{\mathbf{LP}}^*$  by an average of 12% across the largest FRUS locations, including Locations (a), (b), and (c) presented above.





**Figure 5** The left plot shows the fraction of LP achieved in Location (a) by our policies and two heuristics assuming a geometric inter-activity time. The plots in the middle and right, respectively, do the same for Locations (b) and (c).

responding positively exceeds  $\rho$ . As an example, suppose a task of type  $s$  arrives at time  $t$ , with  $p_{1,s} \geq p_{2,s} \geq \dots \geq p_{V,s}$ ; in addition, suppose the platform currently believes that volunteer  $v$  is active with probability  $a_v$ , for all  $v \in [V]$ . Under this heuristic, the platform notifies volunteers  $1, 2, \dots, u$  where  $u$  marks the volunteer for which  $1 - \prod_{v=1}^u (1 - p_{v,s} a_v) \geq \rho$  but  $1 - \prod_{v=1}^{u-1} (1 - p_{v,s} a_v) < \rho$ . We consider two values of  $\rho$ , 0.25 and 0.5. We also consider a more simplistic ‘notify-all’ heuristic that resembles a mass notification system commonly used in nonprofit settings. Once again, the SN policy vastly outperforms the simple heuristic (in this case, ‘notify-all’) in all three locations. In addition, the SN policy exhibits significantly better performance than the stronger heuristics in at least one location (e.g., Location (b)) and always performs comparably to the best heuristic.

Given that all of the model primitives except the inter-activity time distribution are the same for the results presented in Figures 4 and 5, we can assess how the performance of our policies changes when the inter-activity time changes from being deterministic to being random and geometrically distributed (with the same mean). Averaging across the three locations, the total number of tasks completed by the SDN (SN) policy is on average 7% (24%) more in the former, i.e., deterministic, setting than in the latter, i.e., geometric. However, the benchmark is also larger when the inter-activity time is deterministic by an average of 5%. As a consequence, in the former setting, the SDN (SN) policy achieves ratios that are 2% (19%) better than in the latter setting. We highlight that both policies perform better in the deterministic setting despite having a better worst-case guarantee in the geometric setting (recall that the worst-case guarantee, given in Theorems 1 and 2 and shown in Figure 2, is increasing in the MDHR,  $q$ , which is 0 in the deterministic setting).

## 7. Conclusion

In this paper, we take an algorithmic approach to a commonly faced challenge on volunteer-based crowdsourcing platforms: how to utilize volunteers for time-sensitive tasks at the “right” pace

while maximizing the number of completed tasks. We introduce the online volunteer notification problem to model volunteer behavior as well as the trade-off that the platform faces in this online decision making process. We develop two online policies that achieve constant-factor guarantees parameterized by the MDHR of the volunteer inter-activity time distribution, which gives insight into the impact of volunteers’ activity level. The guarantees provided by our policies are close to the upper bound we establish for the performance of any online policy. Our general framework can be applied to a wide range of settings and can be extended to encompass other practical considerations. For one example, our model and policies can be adjusted to accommodate heterogeneous inter-activity time distributions. In addition, if more than one task can arrive in a given period, our framework could be adjusted to allow the platform to present volunteers with a subset of available tasks when sending a notification. Extending our policies to such a setting by incorporating volunteers’ choice—when faced with a subset—through individualized discrete choice functions is an interesting direction for future research. Further, in this work, we measure the performance of an online policy by comparing it to an LP-based benchmark which upper-bounds a clairvoyant solution. From a theoretical perspective, considering other benchmarks (perhaps less strong) is an interesting future direction.

This work is motivated by our collaboration with FRUS, a leading volunteer-based food recovery platform, analysis of whose data confirms that, by and large, volunteers have persistent preferences. Leveraging on historical data, we estimate the match probability between volunteer-task pairs as well as the arrival rate of tasks. This enables us to test our policies on FRUS data from different locations and illustrate their effectiveness compared to common practice. From an applied perspective, developing decision tools that can be integrated with the FRUS app is an immediate next step that we plan to pursue. Finding other platforms that can benefit from our work is another direction for future work.

## Acknowledgments

The authors gratefully acknowledge the Simons Institute for the Theory of Computing, as this work was done in part while attending the program on Online and Matching-Based Market Design.

## References

- Daron Acemoglu, Ali Makhdoumi, Azarakhsh Malekian, and Asuman Ozdaglar. 2017. *Fast and slow learning from reviews*. Technical Report. National Bureau of Economic Research.
- Saeed Alaei. 2014. Bayesian combinatorial auctions: Expanding single buyer mechanisms to many buyers. *SIAM J. Comput.* 43, 2 (2014), 930–972.
- Saeed Alaei, MohammadTaghi Hajiaghayi, and Vahid Liaghat. 2012. Online prophet-inequality matching with applications to ad allocation. In *Proceedings of the 13th ACM Conference on Electronic Commerce*. 18–35.

- Saeed Alaei, Azarakhsh Malekian, and Mohamed Mostagir. 2016. A dynamic model of crowdfunding. *Ross School of Business Paper* 1307 (2016).
- Ali Aouad and Omer Saritac. 2019. Dynamic Stochastic Matching Under Limited Time. *Available at SSRN* 3497624 (2019).
- Arash Asadpour, Ilan Lobel, and Garrett van Ryzin. 2019. Minimum Earnings Regulation and the Stability of Marketplaces. *Available at SSRN* (2019).
- Itai Ashlagi, Maximilien Burq, Chinmoy Dutta, Patrick Jaillet, Amin Saberi, and Chris Sholley. 2019a. Edge weighted online windowed matching. In *Proceedings of the 2019 ACM Conference on Economics and Computation*. 729–742.
- Itai Ashlagi, Maximilien Burq, Patrick Jaillet, and Vahideh Manshadi. 2019b. On Matching and Thickness in Heterogeneous Dynamic Markets. *Operations Research* 67, 4 (2019), 927–949.
- Itai Ashlagi, Patrick Jaillet, and Vahideh H Manshadi. 2013. Kidney exchange in dynamic sparse heterogeneous pools. *arXiv preprint arXiv:1301.3509* (2013).
- Bariş Ata, Deishin Lee, and Erkut Sönmez. 2019. Dynamic Volunteer Staffing in Multicrop Gleaning Operations. *Operations Research* 67, 2 (2019), 295–314. <https://doi.org/10.1287/opre.2018.1792>
- Omar Besbes, Adam N Elmachet, and Yunjie Sun. 2019. Static pricing: Universal guarantees for reusable resources. In *Proceedings of the 2019 ACM Conference on Economics and Computation*. 393–394.
- An Bian, Baharan Mirzasoleiman, Joachim M Buhmann, and Andreas Krause. 2017. Guaranteed Non-convex Optimization: Submodular Maximization over Continuous Domains. *Proceedings of Machine Learning Research* 54 (2017), 111–120.
- Christian Borgs, Jennifer Chayes, Brian Karrer, Brendan Meeder, R Ravi, Ray Reagans, and Amin Sayedi. 2010. Game-theoretic models of information overload in social networks. In *International Workshop on Algorithms and Models for the Web-Graph*. Springer, 146–161.
- Lauren Brown. 2020. Facebook Supports Blood Donation. (2020). [socialmedia.mayoclinic.org/2020/01/21/facebook-supports-blood-donation](https://socialmedia.mayoclinic.org/2020/01/21/facebook-supports-blood-donation)
- Jeffrey L Brudney and Lucas CPM Meijs. 2009. It ain’t natural: Toward a new (natural) resource conceptualization for volunteer management. *Nonprofit and voluntary sector quarterly* 38, 4 (2009), 564–581.
- John W Byers, Michael Mitzenmacher, and Georgios Zervas. 2012. The groupon effect on yelp ratings: a root cause analysis. In *Proceedings of the 13th ACM conference on electronic commerce*. 248–265.
- Andre Calmon, Dragos Ciocan, and Gonzalo Romero. 2018. Revenue management with repeated customer interactions. (2018).
- Junyu Cao, Wei Sun, and Zuo-Jun Max Shen. 2019. Sequential choice bandits: Learning with marketing fatigue. *Available at SSRN* 3355211 (2019).
- Francisco Castro, Hamid Nazerzadeh, and Chiwei Yan. 2020. Matching Queues with Reneging: a Product Form Solution. *arXiv preprint arXiv:2005.10728* (2020).

- Xin Chen and Jiawei Zhang. 2016. Duality Approaches to Economic Lot-Sizing Games. *Production and Operations Management* 25, 7 (2016), 1203–1215.
- Jiesi Cheng, Aaron Sun, and Daniel Zeng. 2010. Information overload and viral marketing: countermeasures and strategies. In *International Conference on Social Computing, Behavioral Modeling, and Prediction*. Springer, 108–117.
- Alisha Coleman-Jensen, Matthew Rabbitt, Christian Gregory, and Anita Singh. 2018. Household food security in the United States in 2018. *USDA-ERS Economic Research Report* 270 (2018).
- Joann F de Zegher, Dan A Iancu, and Erica L Plambeck. 2018. Sustaining Smallholders and Rainforests by Eliminating Payment Delay in a Commodity Supply Chain It Takes a Village. (2018).
- Joann F de Zegher and Irene Lo. 2019. Crowdsourcing Information in Informal Supply Chains. (2019).
- Levi DeValve, Saša Pekeć, and Yehua Wei. 2020. A primal-dual approach to analyzing ATO systems. *Management Science* (2020).
- John P Dickerson, Karthik A Sankararaman, Aravind Srinivasan, and Pan Xu. 2018. Allocation problems in ride-sharing platforms: Online matching with offline reusable resources. In *Thirty-Second AAAI Conference on Artificial Intelligence*.
- Mauro Falasca and Christopher Zobel. 2012. An optimization model for volunteer assignments in humanitarian organizations. *Socio-Economic Planning Sciences* 46, 4 (2012), 250–260.
- Jon Feldman, Aranyak Mehta, Vahab Mirrokni, and Shan Muthukrishnan. 2009. Online stochastic matching: Beating  $1-1/e$ . In *2009 50th Annual IEEE Symposium on Foundations of Computer Science*. IEEE, 117–126.
- Yifan Feng, Rene Caldentey, and Christopher Thomas Ryan. 2018. Learning customer preferences from personalized assortments. *Available at SSRN 3215614* (2018).
- Yiding Feng, Rad Niazadeh, and Amin Saberi. 2019. Linear Programming Based Online Policies for Real-Time Assortment of Reusable Resources. (2019).
- Daniel Freund, Shane G Henderson, Eoin OMahony, and David B Shmoys. 2019. Analytics and bikes: Riding tandem with motivate to improve mobility. *Interfaces* 49, 5 (2019), 310–323.
- Nikhil Garg and Ramesh Johari. 2018. Designing informative rating systems: Evidence from an online labor market. *arXiv preprint arXiv:1810.13028* (2018).
- Negin Golrezaei, Hamid Nazerzadeh, and Paat Rusmevichientong. 2014. Real-time optimization of personalized assortments. *Management Science* 60, 6 (2014), 1532–1551.
- Xiao-Yue Gong, Vineet Goyal, Garud Iyengar, David Simchi-Levi, Rajan Udwani, and Shuangyu Wang. 2019. Online assortment optimization with reusable resources. *Available at SSRN 3334789* (2019).
- Lynn Gordon and Erhan Erkut. 2004. Improving volunteer scheduling for the Edmonton Folk Festival. *Interfaces* 34, 5 (2004), 367–376.

- Bernhard Haeupler, Vahab S Mirrokni, and Morteza Zadimoghaddam. 2011. Online stochastic weighted matching: Improved approximation algorithms. In *International workshop on internet and network economics*. Springer, 170–181.
- Shuihua Han, Hu Huang, Zongwei Luo, and Cyril Foropon. 2019. Harnessing the power of crowdsourcing and Internet of Things in disaster response. *Annals of Operations Research* 283, 1-2 (2019), 1175–1190.
- Theodore P Hill and Robert P Kertz. 1992. A survey of prophet inequalities in optimal stopping theory. *Contemp. Math* 125 (1992), 191–207.
- Ming Hu, Xi Li, and Mengze Shi. 2015. Product and pricing decisions in crowdfunding. *Marketing Science* 34, 3 (2015), 331–345.
- Independent Sector. 2018. Independent Sector Releases New Value of Volunteer Time of \$25.43 Per Hour. [independentsector.org/news-post/new-value-volunteer-time-2019/](https://independentsector.org/news-post/new-value-volunteer-time-2019/)
- Patrick Jaillet and Xin Lu. 2014. Online stochastic matching: New algorithms with better bounds. *Mathematics of Operations Research* 39, 3 (2014), 624–646.
- Ramesh Johari, Vijay Kamble, and Yash Kanoria. 2016. Matching while learning. *arXiv preprint arXiv:1603.04549* (2016).
- David R Karger, Sewoong Oh, and Devavrat Shah. 2014. Budget-optimal task allocation for reliable crowdsourcing systems. *Operations Research* 62, 1 (2014), 1–24.
- Nicola Lacetera, Mario Macis, and Robert Slonim. 2014. Rewarding volunteers: A field experiment. *Management Science* 60, 5 (2014), 1107–1129.
- Jimmy Lin, Salman Mohammed, Royal Sequiera, Luchen Tan, Nimesh Ghelani, Mustafa Abualsaud, Richard McCreadie, Dmitrijs Milajevs, and Ellen M Voorhees. 2017. Overview of the TREC 2017 Real-Time Summarization Track. In *TREC*.
- Michael Locke, Angela Ellis, and Justin Davis Smith. 2003. Hold on to what youve got: the volunteer retention literature. *Voluntary Action* 5, 3 (2003), 81–99.
- Vahideh H Manshadi, Shayan Oveis Gharan, and Amin Saberi. 2012. Online stochastic matching: Online actions based on offline statistics. *Mathematics of Operations Research* 37, 4 (2012), 559–573.
- Duncan C. McElfresh, Christian Kroer, Sergey Pupyrev, Eric Sodomka, and John P. Dickerson. 2019. Matching algorithms for blood donation. (2019). Workshop on Mechanism Design for Social Good MD4SG.
- Aranyak Mehta et al. 2013. Online matching and ad allocation. *Foundations and Trends® in Theoretical Computer Science* 8, 4 (2013), 265–368.
- National Service. 2015. State Rankings by Volunteer Retention Rate. [www.nationalservice.gov/vcla/state-rankings-volunteer-retention-rate](http://www.nationalservice.gov/vcla/state-rankings-volunteer-retention-rate)
- Bobby Nyotta, Fernanda Bravo, and Jacob Feldman. 2019. Free Rides in Dockless, Electric Vehicle Sharing Systems. *Electric Vehicle Sharing Systems (May 21, 2019)* (2019).

- Yiangos Papanastasiou, Kostas Bimpikis, and Nicos Savva. 2018. Crowdsourcing exploration. *Management Science* 64, 4 (2018), 1727–1746.
- ReFED. 2016. A Roadmap to Reduce U.S. Food Waste by 20%. (2016).
- Paat Rusmevichientong, Mika Sumida, and Huseyin Topaloglu. 2020. Dynamic assortment optimization for reusable products with random usage durations. *Management Science* (2020).
- Scott E Sampson. 2006. Optimization of volunteer labor assignments. *Journal of Operations Management* 24, 4 (2006), 363–377.
- Indrajit Sinha and Thomas Foscht. 2007. Over-marketing and brand suicide. In *Reverse Psychology Marketing*. Springer, 23–50.
- Yicheng Song, Zhuoxin Li, and Nachiketa Sahoo. 2018. Matching Donors to Projects on Philanthropic Crowdfunding Platform. *Available at SSRN 3280276* (2018).
- Erkut Sönmez, Deishin Lee, Miguel I Gómez, and Xiaoli Fan. 2016. Improving food bank gleanings operations: An application in New York state. *American Journal of Agricultural Economics* 98, 2 (2016), 549–563.
- Clifford Stein, Van-Anh Truong, and Xinshang Wang. 2019. Advance service reservations with heterogeneous customers. *Management Science* (2019).
- Van-Anh Truong and Xinshang Wang. 2019. Prophet inequality with correlated arrival probabilities, with application to two sided matchings. *arXiv preprint arXiv:1901.02552* (2019).
- Gloria Urrea, Alfonso J Pedraza-Martinez, and Maria Besiou. 2019. Volunteer Management in Charity Storehouses: Experience, Congestion and Operational Performance. *Production and Operations Management* 28, 10 (2019), 2653–2671.
- Xinshang Wang, Van-Anh Truong, and David Bank. 2018. Online advance admission scheduling for services with customer preferences. *arXiv preprint arXiv:1805.10412* (2018).

## Appendix A: Proofs for Section 3

### A.1. Proof of Proposition 1

To show that **LP** is an upper bound on the clairvoyant solution, we will construct a feasible solution  $\mathbf{x} \in \mathcal{P}$  based on the clairvoyant solution. We will then prove that the value of this solution is an upper bound on the value of the clairvoyant solution.

Let us define the random variables representing inter-activity times as  $\vec{Z} \in \vec{\mathcal{Z}} = \mathbb{N}^{V \times T}$ , where  $Z_{v,t}$  is the inter-activity time of volunteer  $v$  if notified at time  $t$ . In addition, we denote the random arrival sequence as  $\vec{S} \in \vec{\mathcal{S}} = [S]^T$ , where  $S_t$  is the arrival at time  $t$ . Finally, suppose we have an indicator variable  $\omega_{v,t}(\vec{s}, \vec{z})$ , which is equal to one if and only if the clairvoyant solution contacts volunteer  $v$  at time  $t$  when the arrival order is given by  $\vec{s}$  and the inter-activity times are given by  $\vec{z}$ . Recall that we consider a clairvoyant solution that knows the arrival order and the status of each volunteer, but it does not know  $Z_{v,t}$  until after time  $t$  (see Footnote 12). Consequently,  $\omega_{v,t}(\vec{s}, \vec{z})$  cannot depend on  $z_{v,t'}$  for  $t' \geq t$ .

For any volunteer  $v$ , task of type  $j$ , and time  $t$ , we define  $\hat{\mathbf{x}} := \{\hat{x}_{v,j,t} : v \in [V], j \in [S], t \in [T]\}$  such that

$$\hat{x}_{v,j,t} = \sum_{\vec{s} \in \vec{\mathcal{S}}} \sum_{\vec{z} \in \vec{\mathcal{Z}}} \mathbb{P}(\vec{S} = \vec{s} | S_t = j) \mathbb{P}(\vec{Z} = \vec{z}) \omega_{v,t}(\vec{s}, \vec{z}).$$

To show that  $\hat{\mathbf{x}} \in \mathcal{P}$  (see Definition 2), we immediately note that  $\hat{x}_{v,j,t} \in [0, 1]$ , since we are summing indicator variables over a probability distribution. We now need to show that constraint (2) is met, namely that  $1 \geq \sum_{t'=1}^t \sum_{j=1}^S \lambda_{j,t'} \hat{x}_{v,j,t} (1 - G(t - t'))$ . Note that for a given sequence of arrivals  $\vec{s}$  and inter-activity times given by  $\vec{z}$ , we must have

$$1 \geq \sum_{t'=1}^t \omega_{v,t'}(\vec{s}, \vec{z}) \mathbb{I}(z_{v,t'} > t - t') \quad (26)$$

This is because both  $\omega_{v,t'}(\vec{s}, \vec{z})$  and  $\mathbb{I}(z_{v,t'} > t - t')$  are indicator variables, and if both equal 1 at time  $t'$ , then the volunteer  $v$  must be inactive until after time  $t$ . Since the clairvoyant solution only notifies active volunteers, if volunteer  $v$  is inactive from  $t'$  until after  $t$ , then  $\omega_{v,t''}(\vec{s}, \vec{z}) = 0$  for all  $t'' \in [t' + 1, t]$ . Thus, the sum from  $t' = 1$  to  $t' = t$  of the product of these indicator variables cannot exceed 1. We now take a weighted sum over all possible arrival sequences and inter-activity times:

$$\begin{aligned} 1 &\geq \sum_{t'=1}^t \sum_{\vec{s} \in \vec{\mathcal{S}}} \mathbb{P}(\vec{S} = \vec{s}) \sum_{\vec{z} \in \vec{\mathcal{Z}}} \mathbb{P}(\vec{Z} = \vec{z}) \omega_{v,t'}(\vec{s}, \vec{z}) \mathbb{I}(z_{v,t'} > t - t') \\ &= \sum_{t'=1}^t \sum_{\vec{s} \in \vec{\mathcal{S}}} \mathbb{P}(\vec{S} = \vec{s}) \left( \sum_{\vec{z} \in \vec{\mathcal{Z}}} \mathbb{P}(\vec{Z} = \vec{z}) \omega_{v,t'}(\vec{s}, \vec{z}) \right) \left( \sum_{\vec{z} \in \vec{\mathcal{Z}}} \mathbb{P}(\vec{Z} = \vec{z}) \mathbb{I}(z_{v,t'} > t - t') \right) \end{aligned} \quad (27)$$

$$= \sum_{t'=1}^t \sum_{\vec{s} \in \vec{\mathcal{S}}} \mathbb{P}(\vec{S} = \vec{s}) \left( \sum_{\vec{z} \in \vec{\mathcal{Z}}} \mathbb{P}(\vec{Z} = \vec{z}) \omega_{v,t'}(\vec{s}, \vec{z}) \right) (1 - G(t - t')) \quad (28)$$

$$= \sum_{t'=1}^t \sum_{j=1}^S \lambda_{j,t'} \sum_{\vec{s} \in \vec{\mathcal{S}}} \mathbb{P}(\vec{S} = \vec{s} | S_{t'} = j) \left( \sum_{\vec{z} \in \vec{\mathcal{Z}}} \mathbb{P}(\vec{Z} = \vec{z}) \omega_{v,t'}(\vec{s}, \vec{z}) \right) (1 - G(t - t')) \quad (29)$$

$$= \sum_{t'=1}^t \sum_{j=1}^S \lambda_{j,t'} \hat{x}_{v,j,t'} (1 - G(t - t')) \quad (30)$$

In line (27), we use the independence of  $\omega_{v,t'}(\vec{s}, \vec{z})$  and  $\mathbb{I}(z_{v,t'} > t - t')$  to rewrite the expected value of their product as the product of their expectations. We substitute in the expected value of  $\mathbb{I}(z_{v,t'} > t - t')$  in line (28). In line (29), we use the law of total probability to sum over all possible arriving task types in time  $t'$ . We then substitute in the definition of  $\hat{\mathbf{x}}$  in line (30). This proves that  $\hat{\mathbf{x}} \in \mathcal{P}$ .

It remains to be shown that  $\sum_{t=1}^T \sum_{s=1}^S \lambda_{s,t} \min\{\sum_{v=1}^V \hat{x}_{v,s,t} p_{v,s}, 1\}$  is at least the value of the clairvoyant solution. Let  $\mathcal{C}_{s,t}$  be the event that a task of type  $s$  arrives at time  $t$  and is completed when following the clairvoyant solution. We must have  $\mathbb{P}(\mathcal{C}_{s,t}) \leq \lambda_{s,t}$ . In addition, since a volunteer must respond in order to complete a task, we must have

$$\mathbb{P}(\mathcal{C}_{s,t}) \leq \lambda_{s,t} \sum_{\vec{s} \in \vec{S}} \sum_{\vec{z} \in \vec{Z}} \mathbb{P}(\vec{S} = \vec{s} | S_t = j) \mathbb{P}(\vec{Z} = \vec{z}) \sum_{v=1}^V \omega_{v,t}(\vec{s}, \vec{z}) p_{v,s} = \lambda_{s,t} \sum_{v=1}^V \hat{x}_{v,s,t} p_{v,s}.$$

Combining these two bounds and summing over all task types and time periods, we see that the clairvoyant solution must be at most  $\sum_{t=1}^T \sum_{s=1}^S \lambda_{s,t} \min\{\sum_{v=1}^V \hat{x}_{v,s,t} p_{v,s}, 1\}$ . Since  $\hat{\mathbf{x}} \in \mathcal{P}$  and achieves a weakly larger value than the clairvoyant solution, we have shown that **LP** is an upper bound on the clairvoyant solution.

## Appendix B: Proofs for Section 4

### B.1. Proof of Lemma 1

Let

$$\hat{f}(\mathbf{x}) := \sum_{v=1}^V f_v(\mathbf{x}) = \sum_{v=1}^V \sum_{t=1}^T \sum_{s=1}^S \lambda_{s,t} \left( \prod_{u < v} (1 - p_{u,s} x_{u,s,t}) \right) p_{v,s} x_{v,s,t}.$$

We prove by induction on  $V$  that  $f(\mathbf{x}) = \hat{f}(\mathbf{x})$ , where  $f(\mathbf{x})$  is defined in (3). As a base case, suppose  $V = 1$ .

In this case,  $f(\mathbf{x}) = \sum_{t=1}^T \sum_{s=1}^S \lambda_{s,t} \left( 1 - \prod_{v=1}^1 (1 - p_{v,s} x_{v,s,t}) \right) = f_1(\mathbf{x})$  so  $f(\mathbf{x})$  and  $\hat{f}(\mathbf{x})$  are equivalent.

Now suppose this holds for  $V = k$ . We will show  $f(\mathbf{x}) = \hat{f}(\mathbf{x})$  when  $V = k + 1$ .

$$f(\mathbf{x}) = \sum_{t=1}^T \sum_{s=1}^S \lambda_{s,t} \left( 1 - \prod_{v=1}^{k+1} (1 - x_{v,s,t} p_{v,s}) \right) \quad (31)$$

$$= \sum_{t=1}^T \sum_{s=1}^S \lambda_{s,t} \left( 1 - (1 - x_{k+1,s,t} p_{k+1,s}) \prod_{v=1}^k (1 - x_{v,s,t} p_{v,s}) \right) \quad (32)$$

$$= \sum_{t=1}^T \sum_{s=1}^S \lambda_{s,t} \left( 1 - \prod_{v=1}^k (1 - x_{v,s,t} p_{v,s}) \right) + \sum_{t=1}^T \sum_{s=1}^S \lambda_{s,t} x_{k+1,s,t} p_{k+1,s} \prod_{v=1}^k (1 - x_{v,s,t} p_{v,s}) \quad (33)$$

$$= \sum_{v=1}^k f_v(\mathbf{x}) + \sum_{t=1}^T \sum_{s=1}^S \lambda_{s,t} x_{k+1,s,t} p_{k+1,s} \prod_{v=1}^k (1 - x_{v,s,t} p_{v,s}) \quad (34)$$

$$= \sum_{v=1}^{k+1} f_v(\mathbf{x}) \quad (35)$$

$$= \hat{f}(\mathbf{x}) \quad (36)$$

All steps are algebraic except for Line (34), which makes use of the inductive hypothesis. This completes the proof by induction that the two formulas are algebraically equivalent.



## B.2. Proof of Proposition 2

To prove this proposition, we first focus on a particular task type  $s$  at a particular time  $t$  and prove that for any  $\mathbf{x} \in \mathcal{P}$ ,

$$1 - \prod_{v=1}^V (1 - x_{v,s,t} p_{v,s}) \geq (1 - \frac{1}{e}) \min\{\sum_{v=1}^V x_{v,s,t} p_{v,s}, 1\}.$$

To prove the above inequality, we find the minimum possible value of  $1 - \prod_{v=1}^V (1 - x_{v,s,t} p_{v,s})$  when  $\min\{\sum_{v=1}^V x_{v,s,t} p_{v,s}, 1\}$  is fixed and equal to  $c \in [0, 1]$ . This is equivalent to solving the program:

$$\begin{aligned} & \text{maximize}_{\{x_{v,s,t}: v \in [V]\}} && \prod_{v=1}^V (1 - x_{v,s,t} p_{v,s}) \\ & \text{subject to} && c = \sum_{v=1}^V x_{v,s,t} p_{v,s} \end{aligned} \quad (37)$$

CLAIM 1. For a fixed number of volunteers  $V = n$ , the value of (37) is less than or equal to  $(1 - \frac{c}{n})^n$ .

*Proof:* First, we make a change of variables  $y_{v,s,t} = x_{v,s,t} p_{v,s}$ , where  $y_{v,s,t} \in [0, p_{v,s}]$ . Relaxing this constraint to  $y_{v,s,t} \in [0, 1]$  provides an upper bound on (37). We now prove by induction on  $n$  that the solution to this relaxed problem is  $y_{v,s,t} = \frac{c}{n}$  for all  $v$ . In the base case with one volunteer, the objective becomes maximizing  $y_{1,s,t}$  subject to  $y_{1,s,t} = c$ , which has a trivial solution.

We now assume this holds for  $n = k$ . If there are  $k + 1$  volunteers, we consider the problem

$$\begin{aligned} & \text{maximize}_{\{y_{v,s,t}: v \in [k+1]\}} && (1 - y_{k+1,s,t}) \left( \prod_{v=1}^k (1 - y_{v,s,t}) \right) \\ & \text{subject to} && c = y_{k+1,s,t} + \sum_{v=1}^k y_{v,s,t} \end{aligned}$$

For any given  $y_{k+1,s,t} \in [0, 1]$ , we can apply the inductive hypothesis to solve  $y_{v,s,t} = \frac{c - y_{k+1,s,t}}{k}$  for  $v \in [k]$ . This yields a single variable maximization problem with objective function  $(1 - y_{k+1,s,t}) (1 - \frac{c - y_{k+1,s,t}}{k})^k$ . Taking the derivative, this has first order condition of

$$\left(1 - \frac{c - y_{k+1,s,t}}{k}\right)^{k-1} (1 - y_{k+1,s,t} - 1 + \frac{c - y_{k+1,s,t}}{k}) = 0.$$

One can verify that the solution  $y_{k+1,s,t} = \frac{c}{k+1}$  is the maximum. This implies that  $y_{v,s,t} = \frac{c - y_{k+1,s,t}}{k} = \frac{c}{k+1}$  for all  $v \in [k+1]$ , which completes the proof by induction. Plugging these values for  $y_{v,s,t}$  into the objective function, we get a value of  $(1 - \frac{c}{n})^n$ , which completes the proof of Claim 1.  $\square$

Based on this claim,  $1 - \prod_{v=1}^V (1 - x_{v,s,t} p_{v,s})$  must be at least  $1 - (1 - \frac{c}{n})^n$  when  $\sum_{v=1}^V x_{v,s,t} p_{v,s} = c$ . This means that the ratio between the two must be at least  $\frac{1 - (1 - \frac{c}{n})^n}{c}$ .

CLAIM 2. For any  $n \in \mathbb{N}$  and  $c \in [0, 1]$ , the function  $\frac{1 - (1 - \frac{c}{n})^n}{c}$  is greater than  $1 - \frac{1}{e}$ .

*Proof:* We first show that  $n \log(1 - \frac{c}{n})$  is increasing in  $n$ , which implies that the numerator is decreasing in  $n$ . The derivative of that expression with respect to  $n$  is given by  $\log(1 - \frac{c}{n}) + \frac{c}{n-c} \geq \frac{-c}{n-c} + \frac{c}{n-c} = 0$ , using the inequality  $\log(1 - x) \geq \frac{-x}{1-x}$ . This means that the function is decreasing in  $n$ , regardless of  $c$ .

Taking the limit as  $n$  gets large, the ratio can be written as  $\frac{1 - e^{-c}}{c}$ . The derivative of this expression with respect to  $c$  is given by  $\frac{(1+c)e^{-c}-1}{c^2} = \frac{e^{-c}(1+c-e^c)}{c^2} \leq 0$ . Thus, this expression is decreasing in  $c$ . It is minimized at  $c = 1$ , where it attains a value of  $1 - \frac{1}{e}$ .  $\square$

Proving this claim establishes that for any  $\mathbf{x} \in \mathcal{P}$ , any task of type  $s \in [S]$ , and any time  $t \in [T]$ ,  $1 - \prod_{v=1}^V (1 - x_{v,s,t} p_{v,s}) \geq (1 - \frac{1}{e}) \min\{\sum_{v=1}^V x_{v,s,t} p_{v,s}, 1\}$ . If we apply this inequality to  $\mathbf{x}_{\mathbf{LP}}^*$  and take a weighted sum over all task types and time periods, this completes the proof of the proposition, e.g.  $f(\mathbf{x}_{\mathbf{LP}}^*) \geq (1 - \frac{1}{e}) \mathbf{LP}$ .

## Appendix C: Proofs for Section 5

### C.1. Proof of Lemma 6

In instance  $\mathcal{I}_1$ , a feasible solution to (LP) is  $\hat{x}_{1,2,2} = 1$  and  $\hat{x}_{1,1,1} = 1 - \epsilon$ . Clearly, this solution meets constraint (1) as well as constraint (2) at time 1. To verify that it meets constraint (2) at time 2, note that  $(1 - \epsilon)(1 - q) + \frac{\epsilon}{1-q} = 1 - (1 - \frac{\epsilon(2-q)}{1-q})q$ , which is at most 1 as long as  $\epsilon \leq \frac{1-q}{2-q}$ . This solution achieves  $(1 - \epsilon)\epsilon + \frac{\epsilon}{1-q} = \epsilon(\frac{2-q-(1-q)\epsilon}{1-q})$  completed tasks in expectation.

Since it is clearly optimal to notify  $v$  in period 2, an online policy only has one choice to make: whether or not to notify  $v$  in period 1. If notified in period 1,  $v$  will complete  $\epsilon + q\frac{\epsilon}{1-q} = \frac{\epsilon}{1-q}$  tasks in expectation. Otherwise,  $v$  will complete  $\frac{\epsilon}{1-q}$  tasks in expectation. Thus, no online policy can achieve a value greater than  $\frac{\epsilon}{1-q}$ . This represents a competitive ratio of no more than  $\frac{1}{2-q-(1-q)\epsilon}$ , which approaches  $\frac{1}{2-q}$  as  $\epsilon$  gets small.

### C.2. Proof of Lemma 7

We prove Lemma 7 in three steps. First, we show  $\mathbf{LP} \geq n$ . Then, we establish that always notifying every volunteer is the best online policy. Finally, we assess the performance of this policy relative to  $\mathbf{LP}$ . For ease of reference, we repeat the definition of instance  $\mathcal{I}_2$  below:

**Instance  $\mathcal{I}_2$ :** Suppose  $V = \frac{1}{q} = n$ ,  $S = 1$ ,  $T = n^2 + 1$ , and  $g(\cdot)$  is the geometric distribution with parameter  $q$ , e.g.  $g(\tau) = q(1-q)^{\tau-1}$ . The arrival probabilities are given by  $\lambda_{1,1} = 1$  and  $\lambda_{1,t} = q$  for  $t \in [T] \setminus [1]$ . The volunteers are homogeneous with  $p_{v,1} = q$  for all  $v \in [V]$ .

CLAIM 3. In instance  $\mathcal{I}_2$ ,  $\mathbf{LP} \geq n$

*Proof:* To prove this claim, we first show that solution  $\hat{x}_{v,s,t} = 1$  for all  $v \in [n]$  and  $t \in [T]$  is feasible. Clearly, it satisfies constraint (1). Now consider constraint (2) for an arbitrary  $v \in [n]$  and  $t \in [T]$ :

$$\begin{aligned} \sum_{\tau=1}^t \lambda_{1,\tau} \hat{x}_{v,s,t} (1-q)^{t-\tau} &= (1-q)^{t-1} + \sum_{\tau=2}^t q(1-q)^{t-\tau} \\ &= (1-q)^{t-1} + q \sum_{\tau'=0}^{t-2} (1-q)^{\tau'} \\ &= (1-q)^{t-1} + q \frac{1 - (1-q)^{t-1}}{q} \\ &= 1 \end{aligned} \tag{38}$$

Line (38) comes from plugging in  $\lambda_{1,1} = 1$  and  $\lambda_{1,\tau} = q$  for  $\tau \in [T] \setminus [1]$ . Now that we have established the feasibility of  $\hat{\mathbf{x}}$ , we can calculate the value of (LP) at that solution, which is given by

$$\sum_{t=1}^T \lambda_{s,t} \min\left\{\sum_{v=1}^V \hat{x}_{v,s,t} q, 1\right\} = \sum_{t=1}^T \lambda_{s,t} = 1 + n \geq n.$$

□

Now that we have a lower bound on  $\mathbf{LP}$ , we turn our attention to placing an upper bound on any online policy. We do so with the following claim.

**CLAIM 4.** *Notifying every active volunteer whenever a task of type 1 arrives completes at least as many tasks in expectation as any other online policy.*

*Proof:* We first note that the best online policy cannot do better in expectation than the best online policy that also knows the status of each volunteer  $v \in [V]$  at each time  $t \in [T]$  because designing a policy without using that additional information is always an option. Thus, it is sufficient to show that notifying every active volunteer whenever a task of type 1 arrives achieves a weakly greater expected value than any online policy that knows each volunteer's status.

We proceed via total backward induction, with a base case at time  $T$ . Suppose an arrival occurs at time  $T$ . If there are  $\alpha_1$  active volunteers, notifying  $\alpha_2$  of them achieves a value-to-go of  $1 - (1 - q)^{\alpha_2}$ . This is increasing in  $\alpha_2$ , which means that the optimal online policy is to contact all active volunteers.

Let  $\tilde{J}_{\tau+1}$  represent the value-to-go when an arrival occurred in period  $\tau$  given an online policy that notifies all active volunteers at  $\tau$  and all future arrivals. Note that we can only make this representation because the inter-activity times are geometrically distributed, which implies that volunteers' transitions from inactive to active are memoryless. Thus the expected payoff is the same regardless of the choices made before period  $\tau$ . By convention, we set  $\tilde{J}_{T+1} = 0$ .

Now we make the inductive hypothesis that contacting all active volunteers whenever a task of type 1 arrives is the best online policy for  $t \in [T] \setminus [k]$ . We will show that if an arrival occurs at time  $k$ , an optimal online policy is to contact all active volunteers. The expected payoff of contacting  $\alpha_2$  volunteers when  $\alpha_1$  are active is given by

$$h_{k,\alpha_1}(\alpha_2) = \mathbb{P}(\text{task completed at time } k) + \mathbb{E}(\text{tasks completed from } k+1 \text{ to } T) \quad (39)$$

$$\begin{aligned} &= \mathbb{P}(\text{task completed at time } k) + \\ &\quad \sum_{\tau=k+1}^T \mathbb{P}(\text{next arrival at } \tau) \mathbb{E}(\text{tasks completed from } k+1 \text{ to } T | \text{next arrival at } \tau) \end{aligned} \quad (40)$$

$$= 1 - (1 - q)^{\alpha_2} + \quad (41)$$

$$\sum_{\tau=k+1}^T q(1 - q)^{\tau-k-1} \left( 1 - (1 - q)^{\alpha_1 - \alpha_2} (1 - q(1 - (1 - q)^{\tau-k}))^{n - \alpha_1 + \alpha_2} \right) + \quad (42)$$

$$\sum_{\tau=k+1}^T q(1 - q)^{\tau-k-1} \tilde{J}_{\tau+1} \quad (43)$$

In line (40), we use the law of total probability. Line (41) represents the probability of completing the task at time  $k$ . Each term in the summation in line (42) represents the probability that the next task arrives at  $\tau$  and that task gets completed. To compute this probability, first note that we know that at time  $\tau$  there will be  $\alpha_1 - \alpha_2$  volunteers who are definitely active. The remaining volunteers will be independently active with probability  $1 - (1 - q)^{\tau-k}$ . Thus, each of these remaining volunteers will respond to a notification with probability  $q(1 - (1 - q)^{\tau-k})$ . Since the inductive hypothesis assumes that the online policy will contact every active volunteer at  $\tau > k$ , the probability of any volunteer completing the next task (conditional on an arrival

at  $\tau$ ) is given by  $1 - (1 - q)^{\alpha_1 - \alpha_2} (1 - q(1 - (1 - q)^{\tau - k}))^{n - \alpha_1 + \alpha_2}$ . In line (43), we add the remaining expected number of completed tasks from  $\tau + 1$  to  $T$  after an arrival in period  $\tau$ , which does not depend on the choice of  $\alpha_2$  due to the memorylessness of the transitions from inactive to active.

We now define  $\Delta_{k, \alpha_1}(\alpha_2) = h_{k, \alpha_1}(\alpha_2 + 1) - h_{k, \alpha_1}(\alpha_2)$  for  $0 \leq \alpha_2 \leq \alpha_1 - 1$ . This is the incremental benefit of notifying one additional active volunteer. We have

$$\begin{aligned} \Delta_{k, \alpha_1}(\alpha_2) &= (1 - q)^{\alpha_2} - (1 - q)^{\alpha_2 + 1} + \sum_{\tau=k+1}^T q(1 - q)^{\tau - k - 1} \times \\ &\quad [(1 - q)^{\alpha_1 - \alpha_2} (1 - q(1 - (1 - q)^{\tau - k}))^{n - \alpha_1 + \alpha_2} \\ &\quad - (1 - q)^{\alpha_1 - \alpha_2 - 1} (1 - q(1 - (1 - q)^{\tau - k}))^{n - \alpha_1 + \alpha_2 + 1}] \\ &= q(1 - q)^{\alpha_2} + \sum_{\tau=k+1}^T q(1 - q)^{\tau - k - 1} \left(1 - \frac{1 - q(1 - (1 - q)^{\tau - k})}{1 - q}\right) \times \\ &\quad [(1 - q)^{\alpha_1 - \alpha_2} (1 - q(1 - (1 - q)^{\tau - k}))^{n - \alpha_1 + \alpha_2}] \end{aligned} \quad (44)$$

$$\begin{aligned} &= q(1 - q)^{\alpha_2} - \sum_{\tau=k+1}^T q(1 - q)^{\tau - k - 1} (q(1 - q)^{\tau - k - 1}) \times \\ &\quad [(1 - q)^{\alpha_1 - \alpha_2} (1 - q(1 - (1 - q)^{\tau - k}))^{n - \alpha_1 + \alpha_2}] \end{aligned} \quad (45)$$

$$\geq q(1 - q)^{\alpha_1 - 1} - \sum_{\tau=k+1}^T q^2(1 - q)^{2(\tau - k - 1)} [(1 - q)(1 - q(1 - (1 - q)^{\tau - k}))^{n - 1}] \quad (46)$$

$$\geq q(1 - q)^{n - 1} - \sum_{\tau'=1}^{\infty} q^2(1 - q)^{2\tau' - 1} (1 - q(1 - (1 - q)^{\tau'})^{n - 1}) \quad (47)$$

$$\begin{aligned} &= q(1 - q)^{n - 1} \left(1 - \sum_{\tau'=1}^{\infty} q(1 - q)^{2\tau' - 1} (1 + q(1 - q)^{\tau' - 1})^{n - 1}\right) \\ &\geq 0 \end{aligned} \quad (48)$$

In line (44) we factor like terms. In line (45) we simplify the fraction. In line (46) we lower bound the expression by replacing  $\alpha_2$  with  $\alpha_1 - 1$ , its maximum value. To see that this is a valid lower bound, note that this decreases the first term and increases each term in the summation, which decreases the overall expression. In line (47), we simplify the bounds of the summation and provide a lower bound (an upper bound on a negative term) by summing all the way to infinity and by setting  $\alpha_1 = n$ , which decreases the first term and otherwise has no impact. We then factor out terms and simplify to get (48). Numerically, we can verify that this term is weakly positive.

Since  $\Delta_{k, \alpha_1}(\alpha_2) \geq 0$  for all  $\alpha_2 \leq \alpha_1 - 1 \leq n - 1$ , we have proved the inductive hypothesis that notifying all active volunteers in period  $k$  is optimal. This completes the proof of the claim.  $\square$

We now provide an upper bound on the value of this optimal online policy.

**CLAIM 5.** *The value of notifying every active volunteer whenever a task of type  $s$  arrives is at most  $q + \left(1 - \frac{q(1 - q)}{\log(\frac{1}{1 - q})(1 + q)}(1 - e^{-1})\right)$ .*

*Proof:* If we notify every volunteer at every arrival, then in the first period, we achieve a payoff of  $1 - (1 - q)^n \leq 1$ . Now suppose every volunteer was most recently notified at time  $\tau - 1$ . Recall that the expected reward for the remainder of the time horizon is given by  $\tilde{J}_\tau$ . By definition, the value of this policy is given by  $1 - (1 - q)^n + \tilde{J}_2 \leq 1 + \tilde{J}_2$ .

Starting with  $\tilde{J}_{T+1} = 0$ , we can recursively compute  $\tilde{J}_\tau$  with the following update equation:

$$\tilde{J}_\tau = \sum_{t=\tau}^T q(1-q)^{t-\tau} (1 - (1 - q(1 - (1-q)^{t-\tau+1}))^n) + \sum_{t=\tau}^T q(1-q)^{t-\tau} \tilde{J}_{t+1} \quad (49)$$

In equation (49),  $q(1-q)^{t-\tau}$  represents the probability that the next arrival of a task of type 1 occurs at time  $t$ . The probability that such a task gets completed is given by  $1 - (1 - q(1 - (1-q)^{t-\tau+1}))^n$ . Thus, the first sum is the probability that the next arriving task gets completed. The second sum represents the expected number of tasks completed after that arrival.

We will prove via total backward induction that  $\tilde{J}_\tau \leq q(T+1-\tau)\zeta$ , where  $\zeta$  represents the expected probability of completing the next task unconditional on when it arrives, i.e.

$$\zeta := \sum_{t=1}^{\infty} q(1-q)^{t-1} (1 - (1 - q(1 - (1-q)^t))^n).$$

In words, we are upper-bounding the value-to-go after an arrival with the expected number of remaining arrivals  $q(T+1-\tau)$  times the (unconditional) expected probability of completing the next task.

Clearly, this holds with equality for  $\tau = T+1$ . We now assume this is true for  $\tau \geq k+1$ , and we will try to show that  $\tilde{J}_k \leq q(T+1-k)\zeta$ . First, in step (i), we will place a bound on the first summation in Line (49). Then, in step (ii), we will place a bound on the second summation.

**Step (i):** We begin by noting that the probability of completing a task is increasing in the amount of time since the previous arrival. Mathematically, the function  $\rho(t) := 1 - (1 - q(1 - (1-q)^{t-k+1}))^n$  is increasing in  $t$ . Therefore  $\max_{t \in [T] \setminus [k-1]} \{\rho(t)\} < \min_{t \in \mathbb{N} \setminus [T]} \{\rho(t)\}$ , i.e., every member of the former set is smaller than every member of the latter. Consequently, any convex combination of the former set is smaller than any convex combination of the latter. Thus we have:

$$\frac{\sum_{t=k}^T q(1-q)^{t-k} (1 - (1 - q(1 - (1-q)^{t-k+1}))^n)}{\sum_{t=k}^T q(1-q)^{t-k}} \leq \frac{\sum_{t=T+1}^{\infty} q(1-q)^{t-k} (1 - (1 - q(1 - (1-q)^{t-k+1}))^n)}{\sum_{t=T+1}^{\infty} q(1-q)^{t-k}}$$

Now we use the above inequality in combination with the algebraic fact that if  $\frac{a}{c} \leq \frac{b}{d}$ , then  $\frac{a}{c} \leq \frac{a+b}{c+d}$  to yield

$$\begin{aligned} \frac{\sum_{t=k}^T q(1-q)^{t-k} (1 - (1 - q(1 - (1-q)^{t-k+1}))^n)}{\sum_{t=k}^T q(1-q)^{t-k}} &\leq \frac{\sum_{t=k}^{\infty} q(1-q)^{t-k} (1 - (1 - q(1 - (1-q)^{t-k+1}))^n)}{\sum_{t=k}^{\infty} q(1-q)^{t-k}} \\ &= \frac{\zeta}{\sum_{t=k}^{\infty} q(1-q)^{t-k}} \\ &= \zeta \end{aligned}$$

Consequently,

$$\begin{aligned} \sum_{t=k}^T q(1-q)^{t-k} (1 - (1 - q(1 - (1-q)^{t-k+1}))^n) &\leq \zeta \sum_{t=k}^T q(1-q)^{t-k} \\ &= \zeta (1 - (1-q)^{T-k+1}) \end{aligned} \quad (50)$$

By putting a bound on the first summation in line (49), we have completed step (i).

**Step (ii):** Having upper-bounded the first summation, we now bound the second summation in line (49), i.e.,  $\sum_{t=k}^T q(1-q)^{t-k} \tilde{J}_{t+1}$ . Using the inductive hypothesis, we have

$$\begin{aligned} \sum_{t=k}^T q(1-q)^{t-k} \tilde{J}_{t+1} &\leq q \sum_{t=k}^T q(1-q)^{t-k} (T-t) \zeta \\ &= q \sum_{t'=0}^{T-k} q(1-q)^{t'} (T-k-t') \zeta \\ &= q \left( \sum_{t'=0}^{T-k} q(1-q)^{t'} (T-k) \zeta - \sum_{t'=0}^{T-k} q(1-q)^{t'} t' \zeta \right) \\ &= q(T-k)(1-(1-q)^{T-k+1}) \zeta - (1-q)(1-(1-q)^{T-k} - (T-k)q(1-q)^{T-k}) \zeta \quad (51) \\ &= q(T-k+1) \zeta - (1-(1-q)^{T-k+1}) \zeta \quad (52) \end{aligned}$$

The equality in line (51) follows from well-known results in computing the summation of power series. Combining (50) and (52) gives us, as desired,  $\tilde{J}_k \leq q(T-k+1) \zeta$ , which completes the proof by induction. All that remains is to bound  $\zeta$ , which we do below, starting from its definition:

$$\begin{aligned} \zeta &= \sum_{t=1}^{\infty} q(1-q)^{t-1} (1 - (1-q(1-(1-q)^t)))^n \\ &= \sum_{t=1}^{\infty} q(1-q)^{t-1} - \sum_{t=1}^{\infty} q(1-q)^{t-1} (1-q(1-(1-q)^t))^n \quad (53) \end{aligned}$$

$$\leq 1 - \int_{t=1}^{\infty} q(1-q)^{t-1} (1-q(1-(1-q)^t))^n dt \quad (54)$$

$$= 1 + \frac{q}{\log(1-q)(1-q)} \int_{u=q}^1 (1-qu)^n du \quad (55)$$

$$= 1 + \frac{q}{\log(1-q)(1-q)} \left( \frac{(1-q^2)^{n+1} - (1-q)^{n+1}}{nq+q} \right) \quad (56)$$

$$= 1 + \frac{q(1-q)^n}{\log(1-q)(nq+q)} ((1+q)^{n+1} - 1) \quad (57)$$

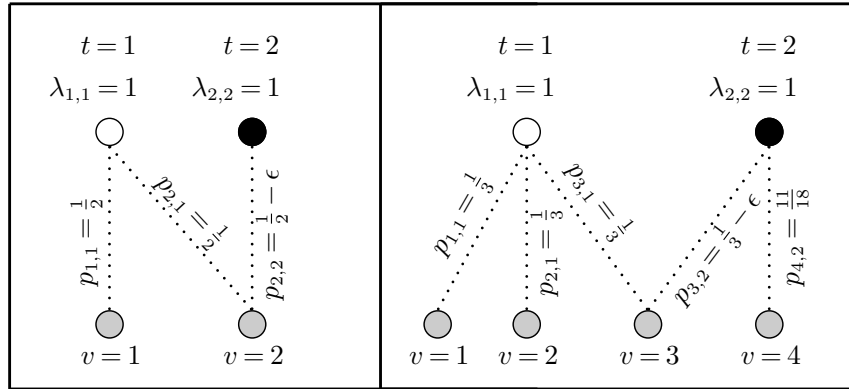
$$= 1 - \frac{q(1-q)}{\log(\frac{1}{1-q})(1+q)} (1-q)^{1/q-1} ((1+q)^{1/q+1} - 1) \quad (58)$$

$$\leq 1 - \frac{q(1-q)}{\log(\frac{1}{1-q})(1+q)} (1-e^{-1}) \quad (59)$$

In line (53), we split the summation into two parts. In line (54), we evaluate the first summation and lower-bound the second sum with an integral. Line (55) comes from a substitution of  $u = 1 - (1-q)^t$  and in line (56) we evaluate the integral. In line (57), we factor out  $\frac{(1-q)^{n+1}}{nq+q}$ . Subsequently, in line (58), we make minor algebraic adjustments and make use of the definition  $q = 1/n$ . The final inequality in line (59) comes from bounding two auxiliary functions, as described below.

First, we define  $\phi_1(q) := (1-q)^{1/q-1}$ . This function is increasing for  $q \in (0, 1)$ , and  $\lim_{q \rightarrow 0} \phi_1(q) = e^{-1}$ , which means  $(1-q)^{1/q-1} \geq \frac{1}{e}$ . This enables us to lower bound  $\phi_1(q)$  with  $e^{-1}$ .

Next, we define  $\phi_2(q) := (1+q)^{1/q+1} - 1$ . This function is also increasing for  $q \in (0, 1)$ , and  $\lim_{q \rightarrow 0} \phi_2(q) = e - 1$ . This enables us to lower bound  $\phi_2(q)$  with  $e - 1$ . The inequality in line (59) results from multiplying the two bounds provided by  $\phi_1(q)$  and  $\phi_2(q)$ .



**Figure 6** Left: Visualization of instance  $\mathcal{I}_4$ . Right: Visualization of instance  $\mathcal{I}_5$ .

This implies that  $\tilde{J}_2 \leq q(T-1)(1 - \frac{q(1-q)}{\log(\frac{1}{1-q})(1+q)}(1 - e^{-1}))$ . Since  $q(T-1) = n$  by definition, and since the total expected number of successful tasks is bounded by  $1 + \tilde{J}(2)$ , we have proven the claim that the value of notifying every active volunteer whenever a task of type 1 arrives is at most  $1 + n \left(1 - \frac{q(1-q)}{\log(\frac{1}{1-q})(1+q)}(1 - e^{-1})\right)$ .  $\square$

Putting all three claims together (e.g. taking the upper bound on the expected number of completed tasks by the best online policy and dividing by a lower bound on  $\mathbf{LP}$ ), we have shown that in  $\mathcal{I}_2$ , no online algorithm can achieve a competitive ratio of more than  $1 + q - \frac{q(1-q)}{\log(\frac{1}{1-q})(1+q)}(1 - e^{-1})$ .

#### Appendix D: Examples Comparing Ex Ante Candidate Solutions

In the following instances, we first present evidence that  $f(\mathbf{x}_{\mathbf{LP}}^*)$  can be significantly less than  $f(\mathbf{x}^*)$ , where  $f(\cdot)$  is defined in (3),  $\mathbf{x}_{\mathbf{LP}}^*$  is the solution to (LP), and  $\mathbf{x}^*$  is defined in (5). We then present evidence that  $f(\mathbf{x}_{\mathbf{LP}}^*)$  can be strictly greater than  $f(\mathbf{x}_{\mathbf{AA}}^*)$  and  $f(\mathbf{x}_{\mathbf{SQ}}^*)$ , thus necessitating its inclusion as a candidate.

**Instance  $\mathcal{I}_4$ :** Suppose  $V = 2$ ,  $S = 2$ ,  $T = 2$ , and  $g(1) = 0$ . The arrival probabilities are given by  $\lambda_{1,1} = 1$  and  $\lambda_{2,2} = 1$ . The volunteer match probabilities are given by  $p_{1,1} = p_{2,1} = 0.5$  and  $p_{2,2} = 0.5 - \epsilon$ , where  $\epsilon \ll 1$ . The left panel of Figure 6 visualizes instance  $\mathcal{I}_4$ .

In instance  $\mathcal{I}_4$ ,  $f(\mathbf{x}_{\mathbf{LP}}^*)$  can be significantly less than  $f(\mathbf{x}_{\mathbf{AA}}^*)$  and  $f(\mathbf{x}_{\mathbf{SQ}}^*)$ . To see why, note that:

- The solution  $\mathbf{x}_{\mathbf{LP}}^*$  is  $x_{1,1,1} = x_{2,1,1} = 1$  and  $x_{2,2,2} = 0$ . Consequently,  $f(\mathbf{x}_{\mathbf{LP}}^*) = 0.75$ .
- Suppose the number of steps used when computing  $\mathbf{x}_{\mathbf{AA}}^*$  is  $n = 2$ . Then, the solution is  $x_{1,1,1} = 1$ ,  $x_{2,1,1} = 0.5$ , and  $x_{2,2,2} = 0.5$ , which yields  $f(\mathbf{x}_{\mathbf{AA}}^*) = 0.875 - 0.5\epsilon$ .
- The solution  $\mathbf{x}_{\mathbf{SQ}}^*$  is  $x_{1,1,1} = 1$ ,  $x_{2,1,1} = 0$ , and  $x_{2,2,2} = 1$  which attains a value  $f(\mathbf{x}_{\mathbf{SQ}}^*) = 1 - \epsilon$ .

With the above solutions, if  $1 \gg \epsilon$ ,  $f(\mathbf{x}_{\mathbf{SQ}}^*) \approx 1$  and  $f(\mathbf{x}_{\mathbf{AA}}^*) \approx 0.875$ , both of which represent a significant improvement over  $f(\mathbf{x}_{\mathbf{LP}}^*) = 0.75$ .<sup>32</sup>

<sup>32</sup> We remark that if the volunteers' indices were switched, then we would have  $f(\mathbf{x}_{\mathbf{AA}}^*) > f(\mathbf{x}_{\mathbf{SQ}}^*)$ , which justifies the inclusion of both of these solutions as ex ante candidates.

**Table 2** Mean percent change in the number of completed tasks in the presence of estimation errors.

	SDN Policy			SN Policy		
	Loc. (a)	Loc. (b)	Loc. (c)	Loc. (a)	Loc. (b)	Loc. (c)
$\hat{p}_{v,s} \in [0.9p_{v,s}, 1.1p_{v,s}]$	-0.13%	0.59%	0.84%	0.33%	0.30%	-0.48%
$\hat{\lambda}_{s,t} \in [0.9\lambda_{s,t}, 1.1\lambda_{s,t}]$	0.05%	0.27%	-0.45%	0.01%	-0.71%	-1.14%

**Instance  $\mathcal{I}_5$ :** Suppose  $V = 4$ ,  $S = 2$ ,  $T = 2$ , and  $g(1) = 0$ . The arrival probabilities are given by  $\lambda_{1,1} = 1$  and  $\lambda_{2,2} = 1$ . The volunteer match probabilities are given by  $p_{1,1} = p_{2,1} = \frac{1}{3}$ ,  $p_{4,2} = \frac{11}{18}$ ,  $p_{3,1} = \frac{1}{3}$ , and  $p_{3,2} = \frac{1}{3} - \frac{1}{1000}$ . The right panel of Figure 6 visualizes instance  $\mathcal{I}_5$ .

In instance  $\mathcal{I}_5$ ,  $f(\mathbf{x}_{LP}^*)$  is strictly greater than  $f(\mathbf{x}_{AA}^*)$  and  $f(\mathbf{x}_{SQ}^*)$ . To see this, note that:

- The solution  $\mathbf{x}_{LP}^*$  is  $x_{1,1,1} = 1, x_{2,1,1} = 1, x_{3,1,1} = 1$ , and  $x_{4,2,2} = 1$ , which attains a value  $f(\mathbf{x}_{LP}^*) = 1.315$ .
- Suppose the number of steps used when computing  $\mathbf{x}_{AA}^*$  is  $n = 5$ . Then, the solution is  $x_{1,1,1} = 1, x_{2,1,1} = 1, x_{3,1,1} = 0.6, x_{3,2,2} = 0.4$ , and  $x_{4,2,2} = 1$ , which yields  $f(\mathbf{x}_{AA}^*) = 1.307$ .<sup>33</sup>
- The solution  $\mathbf{x}_{SQ}^*$  is  $x_{1,1,1} = 1, x_{2,1,1} = 1, x_{3,2,2} = 1$ , and  $x_{4,2,2} = 1$  which attains a value  $f(\mathbf{x}_{SQ}^*) = 1.296$ .

Thus, in instance  $\mathcal{I}_5$ ,  $\mathbf{x}_{LP}^* = \operatorname{argmax}_{\mathbf{x} \in \{\mathbf{x}_{LP}^*, \mathbf{x}_{AA}^*, \mathbf{x}_{SQ}^*\}} f(\mathbf{x})$ .

## Appendix E: Additional Numerical Analysis

In this section, we demonstrate that our two policies are robust in the presence of estimation error. In Table 2, we report the average percent change in the number of tasks completed in settings where we misestimate the actual arrival rates or match probabilities. Specifically, in the first row, we consider cases when  $\hat{p}_{v,s}$  is uniformly distributed in the interval  $[0.9p_{v,s}, 1.1p_{v,s}]$ . In the second row, we consider cases when  $\hat{\lambda}_{s,t}$  is uniformly distributed in the interval  $[0.9\lambda_{s,t}, 1.1\lambda_{s,t}]$ . We generate 10 different perturbations of each of the two model primitives, and for each perturbation, we simulate our policies 500 times. In all cases, we follow the current practice at most FRUS locations and assume the inter-activity time is deterministically equal to seven days (as discussed further in Section 6).

As we observe in Table 2, the decrease in the number of completed tasks is never more than 1.14% for either policy. In fact, in some settings (e.g. in Location (b) for the SDN policy), the expected number of tasks completed actually increases. These results suggest that even if the ex ante solution is computed based on misestimated model primitives, notifying volunteers based on such a solution (after modifications according to our two policies) results in good performance.

<sup>33</sup> We remark that for any  $n > 2$ ,  $f(\mathbf{x}_{AA}^*) < f(\mathbf{x}_{LP}^*)$ .