
MODEL BASED FRACTIONAL ORDER CONTROLLER DESIGN FOR PROCESS PLANTS SATISFYING DESIRED ROBUSTNESS CRITERIA

A PREPRINT

Pushkar Prakash Arya
 Department of Electrical Engineering
 Indian Institute of Technology Roorkee
 Roorkee, INDIA
 parya@ee.iitr.ac.in

Sohom Chakrabarty
 Department of Electrical Engineering
 Indian Institute of Technology Roorkee
 Roorkee, INDIA
 sohomfee@iitr.ac.in

February 19, 2020

ABSTRACT

This paper contributes to the design of a fractional order (FO) internal model controller (IMC) for a first order plus time delay (FOPTD) process model to satisfy a given set of desired robustness specifications in terms of gain margin (A_m) and phase margin (ϕ_m). The highlight of the design is the choice of a fractional order (FO) filter in the IMC structure which has two parameters (λ and β) to tune as compared to only one tuning parameter (λ) for traditionally used integer order (IO) filter. These parameters are evaluated for the controller, so that A_m and ϕ_m can be chosen independently. A new methodology is proposed to find a complete solution for controller parameters, the methodology also gives the system gain cross-over frequency (ω_g) and phase cross-over frequency (ω_p). Moreover, the solution is found without any approximation of the delay term appearing in the controller.

Keywords Internal Model Control, fractional order control, gain margin, phase margin, first order plus time delay process model.

1 Introduction

The IMC control strategy was proposed by M.Morari et al. in 1982 [1, 2]. The IMC control structure as shown in Fig.1(a) constitutes the inverse of the minimum phase part of the process model $\hat{G}_m(s)$ which is augmented with a filter $\Theta(s)$ and is given as $Q(s) = \hat{G}_m(s)/\Theta(s)$ [3], such that $\lim_{\omega \rightarrow 0} \Theta(j\omega) = 1$. Usually the filter is considered as $\Theta(s) = 1/(\lambda s + 1)^r$ where r is so chosen that $Q(s)$ becomes bi-proper. The parameter λ is used to tune the controller to get the desired closed loop response of the system [3]. This is the standard IO filter design problem for the IMC, where any value of λ in the filter provides some A_m and ϕ_m to the closed loop system, or in other words, for desired A_m and ϕ_m , parameter λ is evaluated.

To the best of author's knowledge, only two major contributions [4, 5] are present in literature which design IMC controller to satisfy A_m and ϕ_m specifications simultaneously, whereas [6] implemented the work in [5] in adaptive control setting. All three of them are IO-IMC for FOPTD processes.

The major limitation of these controllers is the presence of only one tuning parameter λ which limits the domain of selection of desired A_m and ϕ_m . The achievable A_m and ϕ_m are related through a mathematical expression which represents a curve (say, $A_m - \phi_m$ curve) in a 2-D space and desired A_m and ϕ_m can be selected from that curve only. Also, the possible ϕ_m is restricted to $(0, \pi/2)$.

To overcome these issues an FO filter $\Theta(s) = 1/(\lambda s^\beta + 1)$ is considered in this work which introduces an additional parameter β into the controller. With two tuning parameters (λ, β) instead of only λ as in IO filter, the range of selection of desired A_m and ϕ_m becomes a 2-D surface and hence it becomes possible to select A_m and ϕ_m independently..

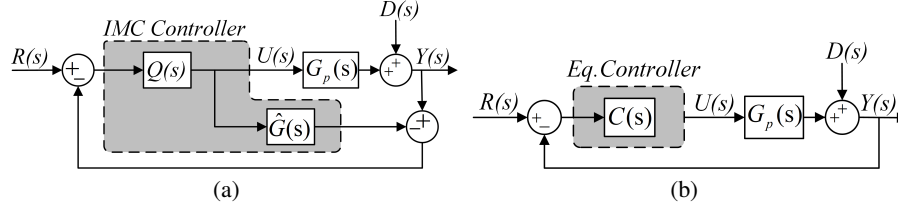


Figure 1: (a) IMC control and (b) Equivalent classical control

In this paper, a new solution method is developed to simultaneously satisfy $A_m \geq 2$ and $\phi_m \in (0, \pi)$ for $\theta/\tau > 0$, where θ is the delay and τ is the time constant of the plant, for FOPTD processes. The methodology also provides the solution of the system ω_g and ω_p considering them as the transitional variable. It is also the first time that, the solution is attempted without any approximation of the delay term in the controller.

The contents of this manuscript are as follows: Section-II contains complete controller design methodology, derivations, proofs and controller design steps. Section-III, analysis on disturbance rejection with the proposed controller is given. The proposed methodology is verified with an example in Section-IV and Section-V is dedicated to discussion and conclusions.

2 Internal Model Controller

In Fig.1(a), $Q(s)$ is the IMC controller, $G_p(s)$ is the process and $\hat{G}(s)$ is the model of the process used in the control loop. In Fig.1(b), $C(s)$ is the equivalent classical controller obtained by block diagram reduction in the structure of Fig.1(a) and is given as $C(s) = Q(s)/(1 - Q(s)\hat{G}(s))$. Assuming plant behavior as FOPTD and exact modeling as per [3], $\hat{G}(s)$ can be written as

$$\hat{G}(s) = G_p(s) = \frac{k}{\tau s + 1} e^{-\theta s} \quad (1)$$

Segregating the minimum phase (MP) and non-minimum phase (NMP) part of the process and the model, we have $G_p(s) = G_{pm}(s)G_{pa}(s)$ and $\hat{G}(s) = \hat{G}_m(s)\hat{G}_a(s)$, where subscript 'a' represents NMP or all-pass part and subscript 'm' represents MP part of the transfer function. Since $\hat{G}(s) = G_p(s)$ therefore,

$$\hat{G}_m(s) = G_{pm}(s) = \frac{k}{\tau s + 1}; \quad \hat{G}_a(s) = G_{pa}(s) = e^{-\theta s} \quad (2)$$

The IMC controller $Q(s)$ is given as [3]

$$Q(s) = \frac{\Theta(s)}{\hat{G}_m(s)} \quad (3)$$

where $\Theta(s)$ is an FO filter chosen in such a way that $Q(s)$ is realizable and $\lim_{s \rightarrow 0} \Theta(s) = 1$ [3]. The FO filter considered in this paper is

$$\Theta(s) = \frac{1}{\lambda s^\beta + 1}; \quad \beta \in (0, 2), \lambda > 0 \quad (4)$$

where β denoting the fractional order is an additional parameter along with the filter constant λ .

2.1 A_m and ϕ_m specifications:

Substituting $\hat{G}_m(s)$ from (2) and $\Theta(s)$ from (4) in (3), we get

$$Q(s) = \frac{\tau s + 1}{k(\lambda s^\beta + 1)} \quad (5)$$

The equivalent controller in Fig.1(b) can be obtained by substituting $Q(s)$ from (5) and $\hat{G}(s)$ from (1) in $C(s) = Q(s)/(1 - Q(s)\hat{G}(s))$, and we get

$$C(s) = \frac{1}{\lambda s^\beta + 1 - e^{-\theta s}} \cdot \frac{1}{\hat{G}_m(s)} \quad (6)$$

The open loop transfer function based on Fig.1(b) is $L(s) = C(s)G_p(s)$ considering $D(s) = 0$, since $D(s)$ has no influence on the A_m and ϕ_m specifications. Substituting $C(s)$ from (6) and $G_p(s)$ from (1), the open loop transfer function (OLTF) becomes

$$L(s) = \frac{e^{-\theta s}}{\lambda s^\beta + 1 - e^{-\theta s}} \quad (7)$$

For an OLTF $L(s)$, the A_m and ϕ_m specifications are given as

$$L(j\omega)|_{\omega=\omega_g} = -e^{j\phi_m} \quad (8)$$

$$L(j\omega)|_{\omega=\omega_p} = \frac{-1}{A_m} \quad (9)$$

where ω_g is gain cross-over frequency and ω_p is phase cross-over frequency of the closed loop system. To have desired A_m and ϕ_m , we need to find λ and β which satisfy (8) and (9) simultaneously. Substituting $s = j\omega$ in (7), we get

$$L(j\omega) = \frac{e^{-j\theta\omega}}{\left(1 + \lambda\omega^\beta \cos\left(\frac{\beta\pi}{2}\right) - \cos(\theta\omega)\right) + j\left(\lambda\omega^\beta \sin\left(\frac{\beta\pi}{2}\right) + \sin(\theta\omega)\right)} \quad (10)$$

Form (10) and (8), we have

$$\begin{aligned} &\Rightarrow \left(1 + \lambda\omega_g^\beta \cos\left(\frac{\beta\pi}{2}\right) - \cos(\theta\omega_g)\right) + j\left(\lambda\omega_g^\beta \sin\left(\frac{\beta\pi}{2}\right) + \sin(\theta\omega_g)\right) = -e^{-j(\phi_m + \theta\omega_g)} \\ &\Rightarrow \left(1 + \lambda\omega_g^\beta \cos\left(\frac{\beta\pi}{2}\right) - \cos(\theta\omega_g)\right) + j\left(\lambda\omega_g^\beta \sin\left(\frac{\beta\pi}{2}\right) + \sin(\theta\omega_g)\right) = -\cos(\phi_m + \theta\omega_g) + j\sin(\phi_m + \theta\omega_g) \end{aligned} \quad (11)$$

Equating real and imaginary part in (11), we get

$$1 + \lambda\omega_g^\beta \cos\left(\frac{\beta\pi}{2}\right) - \cos(\theta\omega_g) = -\cos(\phi_m + \theta\omega_g) \quad (12)$$

$$\text{and} \quad \lambda\omega_g^\beta \sin\left(\frac{\beta\pi}{2}\right) + \sin(\theta\omega_g) = \sin(\phi_m + \theta\omega_g) \quad (13)$$

Similarly, from (10) and (9) we get

$$\left(1 + \lambda\omega_p^\beta \cos\left(\frac{\beta\pi}{2}\right) - \cos(\theta\omega_p)\right) + j\left(\lambda\omega_p^\beta \sin\left(\frac{\beta\pi}{2}\right) + \sin(\theta\omega_p)\right) = -A_m e^{-j\theta\omega_p}$$

$$\Rightarrow \left(1 + \lambda\omega_p^\beta \cos\left(\frac{\beta\pi}{2}\right) - \cos(\theta\omega_p)\right) + j\left(\lambda\omega_p^\beta \sin\left(\frac{\beta\pi}{2}\right) + \sin(\theta\omega_p)\right) = -A_m \cos(\theta\omega_p) + jA_m \sin(\theta\omega_p) \quad (14)$$

Equating real and imaginary part in (14), we get

$$1 + \lambda\omega_p^\beta \cos\left(\frac{\beta\pi}{2}\right) - \cos(\theta\omega_p) = -A_m \cos(\theta\omega_p) \quad (15)$$

$$\text{and} \quad \lambda\omega_p^\beta \sin\left(\frac{\beta\pi}{2}\right) + \sin(\theta\omega_p) = A_m \sin(\theta\omega_p) \quad (16)$$

The problem has four non-linear transcendental equations (12), (13), (15), and (16) with four unknowns λ , β , ω_g & ω_p , where λ and β are to be evaluated such that the desired ϕ_m and A_m are satisfied simultaneously, ω_g and ω_p begin transitional variables. The solution of equations (12) and (13) shall give λ and β such that it satisfies (8) or in other words it satisfies ϕ_m and ω_g simultaneously. Similarly, solution of equations (15) and (16) shall give the values of λ and β such that it satisfies (9) or equivalently, it satisfies A_m and ω_p simultaneously.

2.2 Design Philosophy:

Let us denote $\lambda = \lambda_a$ in (11). Then λ in (12) and (13) becomes λ_a as they come from the same equation (11). Similarly, denoting $\lambda = \lambda_b$ in (14), λ in (15) and (16) becomes λ_b .

Then the solution of (12) and (13) would give a set Δ_a , containing $\{\lambda_a, \beta_{\omega_g}\}$ corresponding to a set Ξ_a which contains those $\{\phi_m, \omega_g\}$ which satisfy (11). Similarly, the solution of (15) and (16) will give a set Δ_b , containing $\{\lambda_b, \beta_{\omega_p}\}$

corresponding to a set Ξ_b which contains those $\{A_m, \omega_p\}$ which satisfy (14). Then the intersection set $\Delta_c = \Delta_a \cap \Delta_b$ shall contain $\{\lambda_c^*, \beta_c^*\}$ which satisfy both (11) and (14), for a given $\{A_m^*, \phi_m^*\}$, where A_m^* and ϕ_m^* are elements from the set $\Xi_c = \Xi_a \cap \Xi_b$ associated with some corresponding ω_p^* and ω_g^* .

To obtain the solution, first we assume $\beta_{\omega_g} = \beta \in (0, 2)$ and find corresponding ω_g in terms of β_{ω_g} from (12) and (13) by eliminating λ_a . Substituting this $\{\omega_g, \beta_{\omega_g}\}$ in (12) or (13), we get corresponding λ_a values. Similarly we consider $\beta_{\omega_p} = \beta \in (0, 2)$ and find ω_p in terms of β_{ω_p} from (15) and (16) by eliminating λ_b . Substituting this $\{\omega_p, \beta_{\omega_p}\}$ in (15) or (16), we get corresponding λ_b . Therefore, $\{\lambda_a, \beta_{\omega_g}\}$ lead to a set Ξ_a which contains all $\{\phi_m, \omega_g\}$ which $\{\lambda_a, \beta_{\omega_g}\}$ can satisfy. Similarly, $\{\lambda_b, \beta_{\omega_p}\}$ lead to a set Ξ_b which contains all $\{A_m, \omega_p\}$ which $\{\lambda_b, \beta_{\omega_p}\}$ can satisfy. Then β_{ω_g} vs. λ_a and β_{ω_p} vs. λ_b are plotted together to find the intersection of the curve which gives λ^* and β^* which satisfies ϕ_m^* at some ω_g^* and A_m^* at some ω_p^* .

2.3 Finding $\omega_g \in \Xi_a$:

Eliminating λ from (12) and (13), we get

$$\tan\left(\frac{\beta\pi}{2}\right) = \frac{\sin(\phi_m + \theta\omega_g) - \sin(\theta\omega_g)}{\cos(\theta\omega_g) - \cos(\phi_m + \theta\omega_g) - 1} \quad (17)$$

In (17), β and ω_g are unknown, whereas ϕ_m is given as the desired phase margin and θ is given from the system model. However, since the range of β is fixed, therefore, ω_g can be found in terms of β .

Cross multiplying with numerator and denominator terms in LHS and RHS of the equation in (17), we get

$$\tan\left(\frac{\beta\pi}{2}\right) \cos(\theta\omega_g) - \tan\left(\frac{\beta\pi}{2}\right) \cos(\phi_m + \theta\omega_g) - \tan\left(\frac{\beta\pi}{2}\right) = \sin(\phi_m + \theta\omega_g) - \sin(\theta\omega_g) \quad (18)$$

Using trigonometric identities and simplifying, we can write (18) as

$$a_1 \cos(\theta\omega_g) + b_1 \sin(\theta\omega_g) = c_1 \quad (19)$$

where

$$a_1 = \tan\left(\frac{\beta\pi}{2}\right) (1 - \cos(\phi_m)) - \sin(\phi_m); b_1 = \tan\left(\frac{\beta\pi}{2}\right) \sin(\phi_m) + (1 - \cos(\phi_m)); c_1 = \tan\left(\frac{\beta\pi}{2}\right) \quad (20)$$

In (19), let $a_1 = r_1 \cos(\alpha_1)$ & $b_1 = r_1 \sin(\alpha_1)$ where $\alpha_1 \in \Re$ and α_1 is in radians. Then, $r_1 = \sqrt{a_1^2 + b_1^2}$ and $\alpha_1 = \tan^{-1}\left(\frac{b_1}{a_1}\right)$. This transforms (19) as

$$\cos(\alpha_1 - \theta\omega_g) = \frac{c_1}{r_1} \quad (21)$$

Note that α_1 , c_1 and r_1 ultimately depend only on β .

Lemma 2.3.1 (Simplification for c_1/r_1) *If a_1 , b_1 and c_1 are as given in (20), then*

$$\frac{c_1}{r_1} = \frac{\sin\left(\frac{\beta\pi}{2}\right)}{2 \sin\left(\frac{\phi_m}{2}\right)}; \quad \beta \in (0, 2) \quad (22)$$

Proof 2.3.1 *Substituting a_1 and b_1 from (20), and further simplification of the trigonometric terms, we get*

$$a_1^2 + b_1^2 = \left(\frac{2 \sin\left(\frac{\phi_m}{2}\right)}{\cos\left(\frac{\beta\pi}{2}\right)}\right)^2 \quad (23)$$

Hence $r_1 = \sqrt{a_1^2 + b_1^2} = \frac{2 \sin\left(\frac{\phi_m}{2}\right)}{\cos\left(\frac{\beta\pi}{2}\right)}$. Then $\frac{c_1}{r_1} = \frac{\sin\left(\frac{\beta\pi}{2}\right)}{2 \sin\left(\frac{\phi_m}{2}\right)}$.

From (22), it is clear that $\phi_m = 0$ is not possible as at $\phi_m = 0$, $c_1/r_1 \rightarrow \infty$ and for such case the solution of ω_g from (21) does not exist.

Lemma 2.3.2 (Simplification for α_1) If a_1 and b_1 are as given in (20), then

$$\alpha_1 = \begin{cases} -\left(\frac{\beta\pi}{2} + \frac{\phi_m}{2}\right) & \frac{\beta\pi}{2} + \frac{\phi_m}{2} \in (0, \frac{\pi}{2}) \\ \pi - \left(\frac{\beta\pi}{2} + \frac{\phi_m}{2}\right) & \frac{\beta\pi}{2} + \frac{\phi_m}{2} \in (\frac{\pi}{2}, \frac{3\pi}{2}) \end{cases} \quad (24)$$

Proof 2.3.2 Since $\alpha_1 = \tan^{-1} b_1/a_1$, substituting a_1 and b_1 from (20), and using trigonometric identities for simplification, we get

$$\alpha_1 = \tan^{-1} \left(\frac{\tan\left(\frac{\beta\pi}{2}\right) + \tan\left(\frac{\phi_m}{2}\right)}{\tan\left(\frac{\beta\pi}{2}\right)\tan\left(\frac{\phi_m}{2}\right) - 1} \right)$$

Therefore,

$$\alpha_1 = \tan^{-1} \left(-\tan\left(\frac{\beta\pi}{2} + \frac{\phi_m}{2}\right) \right) = -\tan^{-1} \left(\tan\left(\frac{\beta\pi}{2} + \frac{\phi_m}{2}\right) \right) \quad (25)$$

From fundamentals of inverse trigonometry, $\tan^{-1}(\tan(x)) = x$, only if $x \in (-\pi/2, \pi/2)$. If x lies outside this range, the origin needs to be shifted to the desired domain of the argument x to get the correct result. Therefore, we obtain

$$\alpha_1 = \begin{cases} -\left(\frac{\beta\pi}{2} + \frac{\phi_m}{2}\right) & \frac{\beta\pi}{2} + \frac{\phi_m}{2} \in (0, \frac{\pi}{2}) \\ \pi - \left(\frac{\beta\pi}{2} + \frac{\phi_m}{2}\right) & \frac{\beta\pi}{2} + \frac{\phi_m}{2} \in (\frac{\pi}{2}, \frac{3\pi}{2}) \end{cases}$$

Theorem 2.3.1 (Solution of ω_g) The gain cross-over frequency ω_g which satisfies (8) can be found as

$$\omega_g = \begin{cases} \frac{1}{\theta} \left(-\cos^{-1} \left(\frac{\sin\left(\frac{\beta\pi}{2}\right)}{2\sin\left(\frac{\phi_m}{2}\right)} \right) - \left(\frac{\beta\pi}{2} + \frac{\phi_m}{2} \right) \right) \\ \quad ; \beta \in (0, \beta_{x1}) \\ \frac{1}{\theta} \left(-\cos^{-1} \left(\frac{\sin\left(\frac{\beta\pi}{2}\right)}{2\sin\left(\frac{\phi_m}{2}\right)} \right) + \pi - \left(\frac{\beta\pi}{2} + \frac{\phi_m}{2} \right) \right) \\ \quad ; \beta \in (\beta_{x1}, \beta_{x3}) \end{cases} \quad (26)$$

where $\beta_{x1} = (\pi - \phi_m)/\pi$ and $\beta_{x3} = (3\pi - \phi_m)/\pi$.

Proof 2.3.3 From (21), ω_g becomes

$$\omega_g = \frac{1}{\theta} \left\{ -\cos^{-1} \left(\frac{c_1}{r_1} \right) + \alpha_1 \right\} \quad (27)$$

Substituting $\cos^{-1}(c_1/r_1)$ from (22) and α_1 from (24) in (27), ω_g is given as

$$\omega_g = \begin{cases} \frac{1}{\theta} \left(-\cos^{-1} \left(\frac{\sin\left(\frac{\beta\pi}{2}\right)}{2\sin\left(\frac{\phi_m}{2}\right)} \right) - \left(\frac{\beta\pi}{2} + \frac{\phi_m}{2} \right) \right) \\ \quad ; \frac{\beta\pi}{2} + \frac{\phi_m}{2} \in (0, \frac{\pi}{2}) \\ \frac{1}{\theta} \left(-\cos^{-1} \left(\frac{\sin\left(\frac{\beta\pi}{2}\right)}{2\sin\left(\frac{\phi_m}{2}\right)} \right) + \pi - \left(\frac{\beta\pi}{2} + \frac{\phi_m}{2} \right) \right) \\ \quad ; \frac{\beta\pi}{2} + \frac{\phi_m}{2} \in (\frac{\pi}{2}, \frac{3\pi}{2}) \end{cases} \quad (28)$$

Simplifying the domain in (28) for β , we get $\beta \in (-\phi_m/\pi, (\pi - \phi_m)/\pi)$ for the first case and $\beta \in ((\pi - \phi_m)/\pi, (3\pi - \phi_m)/\pi)$ for the second case. However, $\beta \in (0, 2)$ therefore, the lower bound for the first case will become zero. Therefore, the first domain will become $\beta \in (0, \beta_{x1})$ and the second domain remains as it is, i.e., $\beta \in (\beta_{x1}, \beta_{x3})$.

2.4 Finding β_{ω_g} from set Ξ_a :

In practice, control systems always have real and positive gain cross-over frequency. Let B_{ω_g} be the set of β which gives some desired ω_g which is real and positive, i.e., $B_{\omega_g} = \{\beta : \omega_g \in \mathfrak{R}^+\}$.

From (28), the solution of ω_g depends on β and ϕ_m . However, ϕ_m is given by design specification, therefore, β can be found in terms of ϕ_m such that $\omega_g \in \mathfrak{R}^+$. This can be done in two steps. First, β is obtained so that $\omega_g \in \mathfrak{R}$, i.e., set $B_{\omega_g \mathfrak{R}} = \{\beta : \omega_g \in \mathfrak{R}\}$ is evaluated. Thereafter, set $B_{\omega_g^+} = \{\beta : \omega_g > 0\}$ is obtained. Finally, $B_{\omega_g} = B_{\omega_g \mathfrak{R}} \cap B_{\omega_g^+}$.

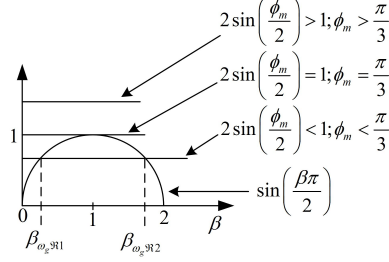


Figure 2: Graphical representation of (32)

Theorem 2.4.1 (Finding $B_{\omega_g \mathfrak{X}}$) If c_1/r_1 is as given in (22), then the solution of β such that $\omega_g \in \mathfrak{X}$ is given by:

- (a) $B_{\omega_g \mathfrak{X}} = \left\{ \beta : \beta \in (0, \beta_{\omega_g \mathfrak{X}1}) \cup (\beta_{\omega_g \mathfrak{X}2}, 2) \right\}$ when $\phi_m \in (0, \pi/3)$ and
(b) $B_{\omega_g \mathfrak{X}} = \{ \beta : \beta \in (0, 2) \}$ when $\phi_m \in [\pi/3, \pi)$, where

$$\beta_{\omega_g \mathfrak{X}1} = \frac{2}{\pi} \sin^{-1} \left(2 \sin \left(\frac{\phi_m}{2} \right) \right) \quad (29)$$

$$\text{and} \quad \beta_{\omega_g \mathfrak{X}2} = \frac{2}{\pi} \left(\pi - \sin^{-1} \left(2 \sin \left(\frac{\phi_m}{2} \right) \right) \right) \quad (30)$$

Proof 2.4.1 From (27), $\omega_g \in \mathfrak{X}$ if $|c_1/r_1| \leq 1$, where c_1/r_1 is given in (22). Thus,

$$\left| \frac{\sin \left(\frac{\beta\pi}{2} \right)}{2 \sin \left(\frac{\phi_m}{2} \right)} \right| \leq 1 \quad (31)$$

Since $c_1/r_1 > 0 \forall \beta \in (0, 2)$ and $\phi_m \in (0, \pi)$, therefore, modulus sign can be removed from (31), and we get

$$\sin \left(\frac{\beta\pi}{2} \right) \leq 2 \sin \left(\frac{\phi_m}{2} \right) \quad (32)$$

We need to find β such that (32) holds. In (32), β can be considered as a variable and ϕ_m as an arbitrary constant given by design specification. Plotting LHS and RHS of (32) in Fig.2, two cutoff points of β arise, namely $\beta_{\omega_g \mathfrak{X}1}$ and $\beta_{\omega_g \mathfrak{X}2}$ when $\phi_m \in (0, \pi/3)$. At $\phi_m = \pi/3$, $\beta_{\omega_g \mathfrak{X}1} = \beta_{\omega_g \mathfrak{X}2} = 1$ and for $\phi_m \in [\pi/3, \pi)$, we have $\beta \in (0, 2)$. Therefore, if $\phi_m \in (0, \pi/3)$, $\beta \in (0, \beta_{\omega_g \mathfrak{X}1}) \cup (\beta_{\omega_g \mathfrak{X}2}, 2)$. The boundary values $\beta_{\omega_g \mathfrak{X}1}$ and $\beta_{\omega_g \mathfrak{X}2}$ can be found by equating LHS and RHS in (32). i.e

$$\sin \left(\frac{\beta\pi}{2} \right) = 2 \sin \left(\frac{\phi_m}{2} \right) \quad (33)$$

The function arcsin is defined for the fundamental period $[-\pi/2, \pi/2]$, i.e, if $y \in [-1, 1]$ then $x = \arcsin(y)$ implies $x \in [-\pi/2, \pi/2]$. In the present context, in (33), if the argument is in LHS, for $\beta \in (0, 1]$ we have $\beta\pi/2 \in (0, \pi/2]$ which lies in the fundamental period. Therefore taking inverse will give the correct solution. Hence, if $\beta \in (0, 1]$, (33) can be evaluated by directly taking arcsin, and we get

$$\beta_{\omega_g \mathfrak{X}1} = \frac{2}{\pi} \sin^{-1} \left(2 \sin \left(\frac{\phi_m}{2} \right) \right) \quad (34)$$

However, in (33), for $\beta \in (1, 2)$, we have $\beta\pi/2 \in (\pi/2, \pi)$, which lies outside of the fundamental period. Therefore, taking arcsin directly the solution will lie in $[-\pi/2, \pi/2]$, which is incorrect. In such cases, the solution can be corrected by shifting the origin of inverse function in the appropriate domain of the argument. Therefore, for $\beta \in (1, 2)$, the origin of the arcsin need to be shifted as below

$$\frac{\beta\pi}{2} - \pi = -\arcsin \left(2 \sin \left(\frac{\phi_m}{2} \right) \right) \quad (35)$$

which gives

$$\beta_{\omega_g \mathfrak{X}2} = \frac{2}{\pi} \left(\pi - \sin^{-1} \left(2 \sin \left(\frac{\phi_m}{2} \right) \right) \right) \quad (36)$$

Next we find β so that $\omega_g > 0$. The expression for ω_g is given in (27). For better understanding, let us denote $\Omega = \cos^{-1}\left(\frac{c_1}{r_1}\right)$. Then using (22), we have

$$\Omega = \cos^{-1}\left(\frac{c_1}{r_1}\right) = \cos^{-1}\left(\frac{\sin\left(\frac{\beta\pi}{2}\right)}{2\sin\left(\frac{\phi_m}{2}\right)}\right) \quad (37)$$

Also denoting $\beta\pi/2 + \phi_m/2 = \eta$ in (24), we can write

$$\alpha_1 = \begin{cases} -\eta & \eta \in (0, \frac{\pi}{2}) \\ \pi - \eta & \eta \in (\frac{\pi}{2}, \frac{3\pi}{2}) \end{cases} \quad (38)$$

With the new notations, the expression of ω_g in (27) becomes,

$$\omega_g = \frac{1}{\theta}(-\Omega + \alpha_1) \quad (39)$$

In accordance with the controller design, $\phi_m \in (0, \pi)$ and $\beta \in (0, 2)$. From (22), with arbitrary $\phi_m \in (0, \pi)$, we have $c_1/r_1 \in (0, 1/(2\sin(\phi_m/2))]$ for both $\beta \in (0, 1]$ and $\beta \in (1, 2)$. Hence, it can be noted that $c_1/r_1 > 0 \forall \beta \in (0, 2)$. On the other hand, to have real solution for ω_g , we need $|c_1/r_1| \leq 1$. Therefore the common admissible range of c_1/r_1 is $(0, 1]$. Therefore, $\Omega \in (0, \pi/2]$ from (37).

From (39), for $\omega_g > 0$ we need $\Omega < \alpha_1$. However, it is already shown in previous paragraph that $\Omega \in (0, \pi/2]$. Whereas from (38), $\eta \in (0, 3\pi/2)$.

To find $B_{\omega_g+} = \{\beta : \omega_g > 0\}$, following three cases need to be considered:

- (i) $\Omega \in (0, \pi/2]$ and $\eta \in (0, \pi/2) \Rightarrow \alpha_1 \in (-\pi/2, 0)$
- (ii) $\Omega \in (0, \pi/2]$ and $\eta \in (\pi/2, \pi] \Rightarrow \alpha_1 \in [0, \pi/2)$
- (iii) $\Omega \in (0, \pi/2]$ and $\eta \in (\pi, 3\pi/2) \Rightarrow \alpha_1 \in (-\pi/2, 0)$

It is clear that cases (i) and (iii) will lead to negative ω_g as $\Omega > \alpha_1$ in the entire range of Ω and α_1 . Hence they are not considered in further analysis.

Lemma 2.4.1 (Existence of solution in case – ii) *The solution set B_{ω_g+} exists only when $\Omega \in (0, \pi/2]$ and $\eta \in (\pi/2, \pi]$.*

Proof 2.4.2 *From (38), for $\eta \in (\pi/2, \pi]$, we get $\alpha_1 \in [0, \pi/2)$. Therefore, for $\omega_g > 0$,*

$$\cos^{-1}\left(\frac{\sin\left(\frac{\beta\pi}{2}\right)}{2\sin\left(\frac{\phi_m}{2}\right)}\right) < \pi - \eta \quad (40)$$

Above equation can be solved by taking cos in both side while considering LHS and RHS as arguments. In (40), LHS and RHS both are in $(0, \pi/2)$ and in this range cos is decreasing function. So taking cos both side, the inequality is reversed and we get

$$\frac{\sin\left(\frac{\beta\pi}{2}\right)}{2\sin\left(\frac{\phi_m}{2}\right)} > \cos(\pi - \eta) \quad (41)$$

Since, $\cos(\pi - x) = -\cos(x)$; $x \in (\pi/2, \pi)$, therefore, simplifying (41) and replacing $\eta = \frac{\beta\pi}{2} + \frac{\phi_m}{2}$, we get

$$\frac{\sin\left(\frac{\beta\pi}{2}\right)}{2\sin\left(\frac{\phi_m}{2}\right)} > -\cos\left(\frac{\beta\pi}{2} + \frac{\phi_m}{2}\right) \quad (42)$$

Expanding the RHS and multiplying both side of the inequality by $2\sin\left(\frac{\phi_m}{2}\right)$, we have

$$\sin\left(\frac{\beta\pi}{2}\right) > -\sin(\phi_m)\cos\left(\frac{\beta\pi}{2}\right) + 2\sin^2\left(\frac{\phi_m}{2}\right)\sin\left(\frac{\beta\pi}{2}\right) \quad (43)$$

Further, (43) can be simplified by dividing by $\cos(\beta\pi/2)$. However, for $\beta \in (0, 1]$, $\cos(\beta\pi/2) \geq 0$. Therefore the inequality sign will not be affected. However, for $\beta \in (1, 2)$, $\cos(\beta\pi/2) < 0$, and the inequality sign will be reversed. So further classification can be done based on the range of β .

Case-ii(a): $\beta \in (0, 1]$:

Dividing both side of (43) by $\cos(\beta\pi/2)$ and simplifying, we get

$$\tan\left(\frac{\beta\pi}{2}\right) \left(1 - 2\sin^2\left(\frac{\phi_m}{2}\right)\right) > -\sin(\phi_m) \quad (44)$$

The plot for $1 - 2\sin^2(\phi_m/2)$ is given in Fig.3(a), which is positive when $\phi_m \in (0, \pi/2]$ and negative when $\phi_m \in (\pi/2, \pi)$. Therefore, case – ii(a) can be further divided as follows.

Case – ii(a₁), ($\beta \in (0, 1]$ and $\phi_m \in (0, \pi/2]$): In this case, $1 - 2\sin^2(\phi_m/2)$ is positive. Dividing both side of (44) by $1 - 2\sin^2(\phi_m/2)$, the inequality sign will remain same. Therefore, we have

$$\tan\left(\frac{\beta\pi}{2}\right) > \frac{-\sin(\phi_m)}{1 - 2\sin^2\left(\frac{\phi_m}{2}\right)} \quad (45)$$

In (45), LHS and RHS are both functions with range $(-\infty, \infty)$. From fundamentals of inverse trigonometry we know that when $y = \arctan(x); x \in (-\infty, \infty)$ then $y \in [-\pi/2, \pi/2]$. Since \arctan is increasing function in the fundamental period, therefore, the inequality sign in (45) will remain same on taking \arctan on both side. Therefore, taking \arctan in (45) and evaluating for β , we get

$$\beta > \frac{2}{\pi} \left(\tan^{-1} \left(\frac{-\sin(\phi_m)}{1 - 2\sin^2\left(\frac{\phi_m}{2}\right)} \right) \right) = \beta_{y1} \text{ (say)} \quad (46)$$

Then, we get the solution set $B_{y11} = \{\beta \in (0, 1] : \beta > \beta_{y1}, \phi_m \in (0, \pi/2], \omega_g > 0\}$.

Case-ii(a₂), ($\beta \in (0, 1)$ and $\phi_m \in (\pi/2, \pi)$): In this case $1 - 2\sin^2(\phi_m/2)$ is negative. Therefore, dividing both side by $1 - 2\sin^2(\phi_m/2)$ in (44), the inequality sign will get reverse and we have,

$$\tan\left(\frac{\beta\pi}{2}\right) < \frac{-\sin(\phi_m)}{1 - 2\sin^2\left(\frac{\phi_m}{2}\right)} \quad (47)$$

In the similar fashion as in case – ii(a₁), LHS and RHS in (47) are functions with range in $(-\infty, \infty)$. Taking \arctan on both side does not affect the inequality sign in this case. Evaluating for β , we have

$$\beta < \frac{2}{\pi} \left(\tan^{-1} \left(\frac{-\sin(\phi_m)}{1 - 2\sin^2\left(\frac{\phi_m}{2}\right)} \right) \right) = \beta_{y1} \quad (48)$$

Therefore, we get the solution set $B_{y12} = \{\beta \in (0, 1] : \beta < \beta_{y1}, \phi_m \in (\pi/2, \pi), \omega_g > 0\}$.

Case-ii(b): $\beta \in (1, 2)$:

In (43), dividing both side by $\cos(\beta\pi/2)$, we get

$$\tan\left(\frac{\beta\pi}{2}\right) < -\sin(\phi_m) + 2\tan\left(\frac{\beta\pi}{2}\right) \sin^2\left(\frac{\phi_m}{2}\right) \quad (49)$$

Simplifying (49), we get

$$\tan\left(\frac{\beta\pi}{2}\right) \left(1 - 2\sin^2\left(\frac{\phi_m}{2}\right)\right) < -\sin(\phi_m) \quad (50)$$

Again, from Fig.3(a), $1 - 2\sin^2(\phi_m/2)$ is negative for $\phi_m \in (0, \pi/2]$ and positive for $\phi_m \in (\pi/2, \pi)$. Therefore, case – ii(b) can be further divided into two sub cases according to the range of ϕ_m .

case-ii(b₁), ($\beta \in (1, 2)$ and $\phi_m \in (0, \pi/2]$): In this case, $1 - 2\sin^2(\phi_m/2)$ is positive, therefore, dividing both side in (50) by $1 - 2\sin^2(\phi_m/2)$, the inequality sign will not be affected. Therefore, we get

$$\tan\left(\frac{\beta\pi}{2}\right) < \frac{-\sin(\phi_m)}{1 - 2\sin^2\left(\frac{\phi_m}{2}\right)} \quad (51)$$

Table 1: Existence of solution such that $\omega_g > 0$

	$\phi_m \in (0, \pi/2]$	$\phi_m \in (\pi/2, \pi)$
$\beta \in (0, 1]$	case - ii(a_1), $B_{y11} = \beta > \beta_{y1}$	case - ii(a_2), $B_{y12} = \beta < \beta_{y1}$
$\beta \in (1, 2)$	case - ii(b_1), $B_{y21} = \beta < \beta_{y2}$	case - ii(b_2), $B_{y22} = \beta > \beta_{y2}$

To evaluate β from (51), we need to take arctan on both side. From fundamental of trigonometry, $\tan^{-1}(\tan(x)) = x | x \in (-\pi/2, \pi/2)$. Notice that the argument $\beta\pi/2$ lies in $(\pi/2, \pi)$ for $\beta \in (1, 2)$, which is outside the range of fundamental period. In this case the origin needs to be shifted as $\tan\left(\frac{\beta\pi}{2}\right) = \tan\left(\frac{\beta\pi}{2} - \pi\right)$. Therefore, to get correct solution from (51), we need to solve

$$\tan\left(\frac{\beta\pi}{2} - \pi\right) < \frac{-\sin(\phi_m)}{1 - 2\sin^2\left(\frac{\phi_m}{2}\right)} \quad (52)$$

In (52), for $\beta \in (1, 2)$, $\tan(\beta\pi/2 - \pi) \in (-\infty, 0)$ and $\arctan(-\infty, 0) \in (0, \pi/2)$. However, in $(0, \pi/2)$, arctan is increasing function. Therefore, the inequality sign will remain same on taking arctan on both side.

Therefore, taking arctan on both side of (52), we get

$$\frac{\beta\pi}{2} - \pi < \tan^{-1}\left(\frac{-\sin(\phi_m)}{1 - 2\sin^2\left(\frac{\phi_m}{2}\right)}\right)$$

Evaluating for β , we get

$$\beta < \frac{2}{\pi} \left(\pi + \tan^{-1}\left(\frac{-\sin(\phi_m)}{1 - 2\sin^2\left(\frac{\phi_m}{2}\right)}\right) \right) = \beta_{y2}(\text{say}) \quad (53)$$

Then we have the solution set as $B_{y21} = \{\beta \in (1, 2) : \beta < \beta_{y2}, \phi_m \in (0, \pi/2], \omega_g > 0\}$.

case-ii(b_2), ($\beta \in (1, 2)$ and $\phi_m \in (\pi/2, \pi)$): In this case, $1 - 2\sin^2(\phi_m/2)$ is negative. Therefore, dividing both side in (50) by $1 - 2\sin^2(\phi_m/2)$ the sign of inequality will get reversed. Hence, we have

$$\tan\left(\frac{\beta\pi}{2}\right) > \frac{-\sin(\phi_m)}{1 - 2\sin^2\left(\frac{\phi_m}{2}\right)} \quad (54)$$

Again, for $\beta \in (1, 2)$, $\beta\pi/2 \in (\pi/2, \pi)$ which is outside the range of fundamental period of $\tan(x)$. Therefore, we shift the origin and get

$$\tan\left(\frac{\beta\pi}{2} - \pi\right) > \frac{-\sin(\phi_m)}{1 - 2\sin^2\left(\frac{\phi_m}{2}\right)} \quad (55)$$

In this range arctan is increasing function. Thus, we get,

$$\beta > \frac{2}{\pi} \left(\pi + \tan^{-1}\left(\frac{-\sin(\phi_m)}{1 - 2\sin^2\left(\frac{\phi_m}{2}\right)}\right) \right) = \beta_{y2} \quad (56)$$

Therefore, the solution set is $B_{y22} = \{\beta \in (1, 2) : \beta > \beta_{y2}, \phi_m \in (\pi/2, \pi), \omega_g > 0\}$.

The above four cases are summarized in Table-1. From Fig.3(c), we can see that no $\beta \in (1, 2)$ for $\phi_m \in (\pi/2, \pi)$ exists such that $\beta > \beta_{y2}$. Hence, there is no solution for case - ii(b_2). From the same figure, it is evident that the other three cases can have solution for β .

Lemma-3 gives the possible solution for B_{ω_g+} when $\eta \in (\pi/2, \pi]$. Since, $\eta = (\beta\pi/2 + \phi_m/2)$, this implies $\beta \in ((\pi - \phi_m)/\pi, (2\pi - \phi_m)/\pi]$. Let a set $B_x = \{\beta : \beta \in [\beta_{x1}, \beta_{x2}]\}$, where $\beta_{x1} = ((\pi - \phi_m)/\pi)$ and $\beta_{x2} = (2\pi - \phi_m)/\pi$. Therefore, B_{ω_g+} can be found from intersection of solution set in Lemma-3 and the set B_x . Therefore, the task that remains is to find B_{ω_g+} for each of the valid three cases.

Note: For $\phi_m \in (0, \pi)$, $\beta_{x1} \in (0, 1)$ and $\beta_{x2} \in (1, 2)$.

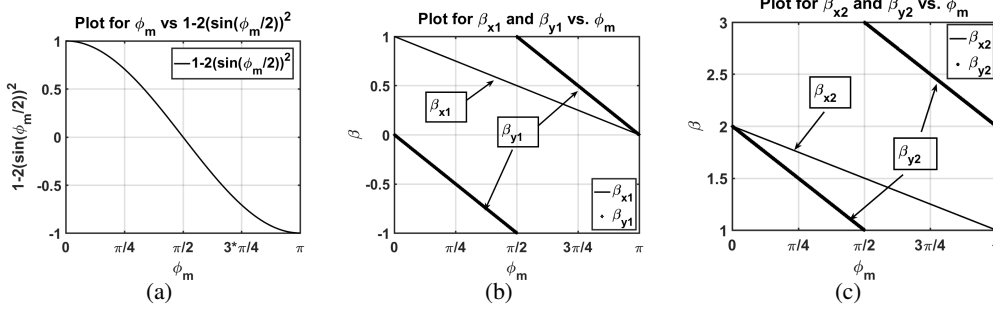


Figure 3: Graphical representation of (a) ϕ_m vs. $1 - 2\sin^2(\phi_m/2)$, (b) ϕ_m vs. β_{x1} and ϕ_m vs. β_{y1} , (c) ϕ_m vs. β_{x2} and ϕ_m vs. β_{y2} .

Theorem 2.4.2 (Finding B_{ω_g+}) The set B_{ω_g+} containing solution β when $\omega_g > 0$ is given as $B_{\omega_g+} = \{\beta : \beta \in (\beta_{x1}, \beta_{y2})\}$ when $\phi_m \in (0, \pi/2)$ and $B_{\omega_g+} = \{\beta : \beta \in (\beta_{x1}, \beta_{y1})\}$ when $\phi_m \in (\pi/2, \pi)$, where

$$\beta_{x1} = (\pi - \phi_m)/\pi, \beta_{y1} = \frac{2}{\pi} \left(\tan^{-1} \left(\frac{-\sin(\phi_m)}{1 - 2\sin^2(\frac{\phi_m}{2})} \right) \right) \text{ and } \beta_{y2} = \frac{2}{\pi} \left(\pi + \tan^{-1} \left(\frac{-\sin(\phi_m)}{1 - 2\sin^2(\frac{\phi_m}{2})} \right) \right) \text{ are given in (26), (46) and (53) respectively.}$$

Proof 2.4.3 Case - ii(a₁), ($\beta \in (0, 1]$, $\phi_m \in (0, \pi/2]$): $B_{\omega_g+} = B_x \cap B_{y11}$ where, $B_x = \{\beta : \beta \in (\beta_{x1}, \beta_{x2}]\}$ and $B_{y11} = \{\beta : \beta > \beta_{y1}\}$. From Fig.3(a), $\beta_{y1} \in (-1, 0)$, whereas $\beta_{x1} \in (0, 1)$ and $\beta_{x2} \in (1, 2)$. Therefore, in this scenario we have $B_x = \{\beta : \beta \in (\beta_{x1}, 1]\}$ and $B_{y11} = \{\beta : \beta \in (0, 1]\}$. Hence, the intersection of B_x and B_{y11} will be the solution set $B_{\omega_g+} = \{\beta : \beta \in (\beta_{x1}, 1] : \phi_m \in (0, \pi/2]\}$.

Case - ii(b₁), ($\beta \in (1, 2)$, $\phi_m \in (0, \pi/2]$): $B_{\omega_g+} = B_x \cap B_{y21}$, where, $B_{y21} = \{\beta : \beta < \beta_{y2}\}$. From Fig.3(b), for $\phi_m \in (0, \pi/2)$, $\beta_{y2} \in (1, 2)$, whereas $\beta_{x2} \in (1, 2)$. Therefore, in this scenario we have $B_x = \{\beta : \beta \in (1, \beta_{x2}]\}$ and $B_{y21} = \{\beta : \beta \in (1, \beta_{y2}]\}$. Therefore, $B_{\omega_g+} = B_x \cap B_{y21} = \{\beta : \beta \in (1, \min(\beta_{x2}, \beta_{y2})]\}$. From, Fig.3(b), for $\phi_m \in (0, \pi/2)$, $\beta_{y2} < \beta_{x2}$. Therefore, $B_{\omega_g+} = \{\beta : \beta \in (1, \beta_{y2}]\}$.

Combining Case - ii(a₁) and Case - ii(b₁), for $\phi_m \in (0, \pi/2]$, $B_{\omega_g+} = \{\beta : \beta \in (\beta_{x1}, 1] \cup (1, \beta_{y2})\} = \{\beta : \beta \in (\beta_{x1}, \beta_{y2})\}$.

Case - ii(a₂), ($\beta \in (0, 1)$, $\phi_m \in (\pi/2, \pi)$): $B_{\omega_g+} = B_x \cap B_{y12}$, where, $B_{y12} = \{\beta : \beta < \beta_{y1}\}$. From Fig.3(a), for $\phi_m \in (0, \pi/2)$, $\beta_{y1} \in (0, 1)$, whereas $\beta_{x1} \in (0, 1)$ and $\beta_{x2} \in (1, 2)$. Therefore, in this scenario we have $B_x = \{\beta : \beta \in (\beta_{x1}, 1]\}$ and $B_{y12} = \{\beta : \beta \in (0, \beta_{y1})\}$. For existence of solution, we must have $\beta_{x1} < \beta_{y1}$. From Fig.3(a), for $\phi_m \in (\pi/2, \pi)$, $\beta_{x1} < \beta_{y1}$. Therefore, $B_{\omega_g+} = \{\beta : \beta \in (\beta_{x1}, \beta_{y1})\}$ for $\phi_m \in (\pi/2, \pi)$.

Now β_{ω_g} can be found by combining Theorem-2 and 3.

Theorem 2.4.3 (Finding B_{ω_g}) The set B_{ω_g} such that $\omega_g \in \mathfrak{R}^+$ is given as:

- (a) $B_{\omega_g} = \{\beta : \beta \in (\beta_{\omega_g \mathfrak{R}2}, \beta_{y2})\}$ when $\phi_m \in (0, 0.9273]$,
- (b) $B_{\omega_g} = \{\beta : \beta \in (\beta_{x1}, \beta_{\omega_g \mathfrak{R}1}) \cup (\beta_{\omega_g \mathfrak{R}2}, \beta_{y2})\}$ when $\phi_m \in (0.9273, \pi/3)$,
- (c) $B_{\omega_g} = \{\beta : \beta \in (\beta_{x1}, \beta_{y2})\}$ when $\phi_m \in [\pi/3, \pi/2]$, and
- (d) $B_{\omega_g} = \{\beta : \beta \in (\beta_{x1}, \beta_{y1})\}$ when $\phi_m \in (\pi/2, \pi)$.

Proof 2.4.4 From Theorem-2, $B_{\omega_g \mathfrak{R}} = \{\beta : \beta \in (0, \beta_{\omega_g \mathfrak{R}1}) \cup (\beta_{\omega_g \mathfrak{R}2}, 2)\}$ for $\phi_m \in (0, \pi/3)$, whereas, $B_{\omega_g \mathfrak{R}} = \{\beta : \beta \in (0, 2)\}$ for $\phi_m \in [\pi/3, \pi)$. However, from Theorem-3, $B_{\omega_g+} = \{\beta : \beta \in (\beta_{x1}, \beta_{y2})\}$ if $\phi_m \in (0, \pi/2]$, whereas $B_{\omega_g+} = \{\beta : \beta \in (\beta_{x1}, \beta_{y1})\}$ if $\phi_m \in (\pi/2, \pi)$. Therefore, combining Theorem 2 and 3, following three cases are possible.

Case-I, $\phi_m \in (0, \pi/3)$: In this case, $B_{\omega_g \mathfrak{R}} = \{\beta : \beta \in (0, \beta_{\omega_g \mathfrak{R}1}) \cup (\beta_{\omega_g \mathfrak{R}2}, 2)\}$ and $B_{\omega_g +} = \{\beta : \beta \in (\beta_{x1}, \beta_{y1})\}$. For existence of solution in $\beta \in (0, 1)$, we must have $\beta_{x1} < \beta_{\omega_g \mathfrak{R}1}$ and for existence of solution in $\beta(1, 2)$, $\beta_{\omega_g \mathfrak{R}2} < \beta_{y2}$ is needed.

In Fig.4(a), $\beta_{x1} - \beta_{\omega_g \mathfrak{R}1}$ plot and in Fig.4(b), $\beta_{y2} - \beta_{\omega_g \mathfrak{R}2}$ plot with respect to $\phi_m \in (0, \pi/3)$ is given. It can be seen that $\beta_{x1} < \beta_{\omega_g \mathfrak{R}1}$ is satisfied for $\phi_m \in (0.9273, \pi/3)$, and if $\phi_m \in (0, 0.9273]$, there is no $\beta \in (0, 1)$ such that $\omega_g > 0$. However, from Fig.4(b), $\beta_{\omega_g \mathfrak{R}2} < \beta_{y2} \forall \phi_m \in (0, \pi/3)$. Therefore, $B_{\omega_g} = \{\beta : \beta \in (\beta_{\omega_g \mathfrak{R}2}, \beta_{y2})\}$ in this case.

This concludes that if $\phi_m \in (0, 0.9273]$, then $B_{\omega_g} = \{\beta : \beta \in (\beta_{\omega_g \mathfrak{R}2}, \beta_{y2})\}$ and if $\phi_m \in (0.9273, \pi/3)$, then $B_{\omega_g} = \{\beta : \beta \in (\beta_{x1}, \beta_{\omega_g \mathfrak{R}1}) \cup (\beta_{\omega_g \mathfrak{R}2}, \beta_{y2})\}$.

Part (a) and (b) of the theorem is hence proved.

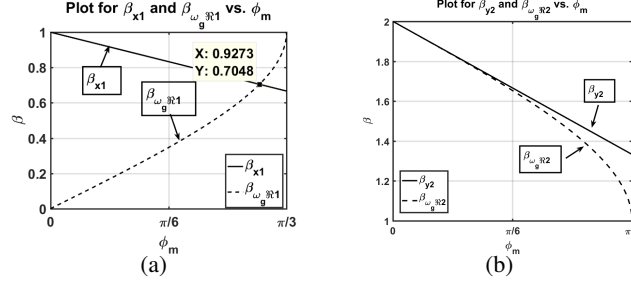


Figure 4: Graphical representation of (a) ϕ_m vs. β_{x1} and ϕ_m vs. $\beta_{\omega_g \mathfrak{R}1}$ (b) ϕ_m vs. β_{y2} and ϕ_m vs. $\beta_{\omega_g \mathfrak{R}2}$

Case-II, $\phi_m \in [\pi/3, \pi/2]$: In this case, $B_{\omega_g \mathfrak{R}} = \{\beta : \beta \in (0, 2)\}$ and $B_{\omega_g +} = \{\beta : \beta \in (\beta_{x1}, \beta_{y2})\}$. Since, $B_{\omega_g} = B_{\omega_g \mathfrak{R}} \cap B_{\omega_g +}$, therefore, $B_{\omega_g} = B_{\omega_g +} = \{\beta : \beta \in (\beta_{x1}, \beta_{y2})\}$. This proves part (c) of the theorem.

Case-III, $\phi_m \in (\pi/2, \pi)$: In this case, $B_{\omega_g \mathfrak{R}} = \{\beta : \beta \in (0, 2)\}$ and $B_{\omega_g +} = \{\beta : \beta \in (\beta_{x1}, \beta_{y1})\}$. Therefore, $B_{\omega_g} = B_{\omega_g +} = \{\beta : \beta \in (\beta_{x1}, \beta_{y1})\}$. This proves part (d) of the theorem.

2.5 Finding $\omega_p \in \Xi_b$:

Eliminating λ in (15) and (16), we get

$$\tan\left(\frac{\beta\pi}{2}\right) = \frac{A_m \sin(\theta\omega_p) - \sin(\theta\omega_p)}{\cos(\theta\omega_p) - A_m \cos(\theta\omega_p) - 1} \quad (57)$$

In (57), there are four variables ω_g , β , θ and A_m . Here θ is the delay of the process and known, A_m is the desired gain margin specification and β and ω_p are unknown variables that need to be evaluated. Simplifying (57), we have

$$\tan\left(\frac{\beta\pi}{2}\right) (1 - A_m) \cos(\theta\omega_p) - (A_m - 1) \sin(\theta\omega_p) = \tan\left(\frac{\beta\pi}{2}\right)$$

$$\text{or, } \tan\left(\frac{\beta\pi}{2}\right) \cos(\theta\omega_p) + \sin(\theta\omega_p) = \frac{\tan\left(\frac{\beta\pi}{2}\right)}{1 - A_m} \quad (58)$$

which can be further simplified as

$$a_2 \cos(\theta\omega_p) + b_2 \sin(\theta\omega_p) = c_2 \quad (59)$$

$$\text{where } a_2 = \tan\left(\frac{\beta\pi}{2}\right); b_2 = 1; c_2 = \frac{\tan\left(\frac{\beta\pi}{2}\right)}{1 - A_m} \quad (60)$$

Now, let $a_2 = r_2 \cos(\alpha_2)$ and $b_2 = r_2 \sin(\alpha_2)$, where $r_2 = \sqrt{a_2^2 + b_2^2}$ and $\alpha_2 = \tan^{-1}\left(\frac{b_2}{a_2}\right)$. Using trigonometric identity, $\cos(x) \cos(y) + \sin(x) \sin(y) = \cos(x - y)$. Assuming $\theta\omega_p = x$ and $\alpha_2 = y$, (59) becomes

$$\cos(\theta\omega_p - \alpha_2) = \frac{c_2}{r_2} \quad (61)$$

Lemma 2.5.1 (Simplification for c_2/r_2) If a_2 , b_2 and c_2 are as given in (60), then c_2/r_2 can be given as

$$\frac{c_2}{r_2} = -\frac{\sin\left(\frac{\beta\pi}{2}\right)}{A_m - 1} \quad (62)$$

Proof 2.5.1 With a_2 and b_2 from (60), we get $r_2 = \sec\left(\frac{\beta\pi}{2}\right)$. Therefore, we have

$$\frac{c_2}{r_2} = -\frac{\sin\left(\frac{\beta\pi}{2}\right)}{A_m - 1} \quad (63)$$

Note that c_2/r_2 in (62), is a negative quantity because $\beta \in (0, 2)$ and $A_m > 1$.

Lemma 2.5.2 (Simplification of α_2) α_2 in (61) can be simplified as

$$\alpha_2 = \frac{\pi}{2} - \frac{\beta\pi}{2} \quad (64)$$

where $\alpha_2 = \tan^{-1}\left(\frac{b_2}{a_2}\right)$.

Proof 2.5.2 We have $\alpha_2 = \tan^{-1}(b_2/a_2)$. Substituting a_2 and b_2 from (60), we get

$$\alpha_2 = \tan^{-1}\left(\frac{1}{\tan\frac{\beta\pi}{2}}\right) = \tan^{-1}\left(\cot\frac{\beta\pi}{2}\right) \quad (65)$$

Using trigonometric identity, $\cot(x) = \tan(\pi/2 - x) \forall x \in \mathfrak{R}$, we get

$$\alpha_2 = \tan^{-1}\left(\tan\left(\frac{\pi}{2} - \frac{\beta\pi}{2}\right)\right)$$

In (65), for $\beta \in (0, 2)$, the argument lies in $(-\pi/2, \pi/2)$. Now, $\tan^{-1}(\tan(x)) = x$ when $x \in [-\pi/2, \pi/2]$. Therefore,

$$\alpha_2 = \frac{\pi}{2} - \frac{\beta\pi}{2} \quad (66)$$

Theorem 2.5.1 (Solution of ω_p) If $\beta \in (0, 2)$ and $A_m > 1$, then

$$\omega_p = \frac{1}{\theta} \left(\pi - \cos^{-1}\left(\frac{\sin\left(\frac{\beta\pi}{2}\right)}{A_m - 1}\right) + \frac{\pi}{2} - \frac{\beta\pi}{2} \right) \quad (67)$$

Proof 2.5.3 The expression of ω_p can be found from (61) as

$$\omega_p = \frac{1}{\theta} \left(\cos^{-1}\left(\frac{c_2}{r_2}\right) + \alpha_2 \right) \quad (68)$$

Let us assume $\cos^{-1}(c_2/r_2) = \zeta$ and from (62), $c_2/r_2 < 0$. Therefore, using inverse trigonometric property, $\cos^{-1}(-x) = \pi - \cos^{-1}(x)$; $x > 0$, we have

$$\zeta = \pi - \cos^{-1}\left(\frac{\sin\left(\frac{\beta\pi}{2}\right)}{A_m - 1}\right) \quad (69)$$

From (68), (69) and (64) we have

$$\omega_p = \frac{1}{\theta} (\zeta + \alpha_2) \quad (70)$$

Substituting ζ from (69) and α_2 from (64), we get

$$\omega_p = \frac{1}{\theta} \left(\pi - \cos^{-1}\left(\frac{\sin\left(\frac{\beta\pi}{2}\right)}{A_m - 1}\right) + \frac{\pi}{2} - \frac{\beta\pi}{2} \right) \quad (71)$$

Remark 1 For $A_m = 1$, $c_2/r_2 \rightarrow \infty$. Therefore, $A_m = 1$ cannot be chosen as controller design specification. Whereas, $A_m < 1$ signifies an unstable closed loop system, thus irrelevant from control point of view.

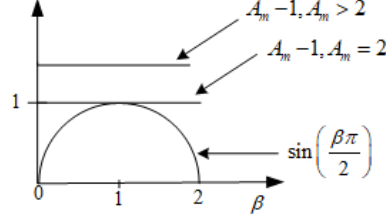


Figure 5: Graphical representation of (73)

2.6 Finding β_{ω_p} from set Ξ_b :

For any practical control system, we have $\omega_p \in \mathfrak{R}^+$. Let B_{ω_p} is the set of those β which satisfies some given ω_p . Therefore, it is justified to write $B_{\omega_p} = \{\beta : \omega_p \in \mathfrak{R}^+\}$.

In (67), ω_p is function of θ , β and A_m , where θ is the process delay, A_m is the desired gain margin and $\beta \in (0, 2)$. The solution can be found in two steps. First, find $B_{\omega_p \mathfrak{R}} = \{\beta : \omega_p \in \mathfrak{R}\}$ and second, find $B_{\omega_p +} = \{\beta : \omega_p > 0\}$. Then, $B_{\omega_p} = B_{\omega_p \mathfrak{R}} \cap B_{\omega_p +}$.

Theorem 2.6.1 (Condition for $\omega_p \in \mathfrak{R}$) If $\omega_p \in \mathfrak{R}$ is as given in (68), where c_2/r_2 is as given in (62), then for $\beta \in (0, 2)$ and $A_m \geq 2$, $B_{\omega_p +} = \{\beta \in (0, 2) : \omega_p > 0\}$.

Proof 2.6.1 For $\omega_p \in \mathfrak{R}$, $|c_2/r_2| \leq 1$. Hence, (62) can be written as

$$\left| \frac{\sin\left(\frac{\beta\pi}{2}\right)}{A_m - 1} \right| \leq 1 \quad (72)$$

For $\beta \in (0, 2)$, $\sin(\beta\pi/2) > 0$ and also for $A_m \geq 2$, $A_m - 1 > 0$. Therefore, the modulus sign can be eliminated in left hand side in (72), thus, we have

$$\sin\left(\frac{\beta\pi}{2}\right) \leq A_m - 1 \quad (73)$$

In Fig.5, LHS and RHS of (73) is plotted for $\beta \in (0, 2)$ and $A_m \geq 2$ respectively. From the figure, it is clear that the condition in (73), i.e., for $A_m \geq 2$, $\omega_p \in \mathfrak{R} \forall \beta \in (0, 2)$.

Theorem 2.6.2 (Condition for $\omega_p > 0$) If $\beta \in (0, 2)$ and $A_m \geq 1$, then $B_{\omega_p +} = \{\beta \in (0, 2) : \omega_p > 0\}$.

Proof 2.6.2 Referring to (70), for $\omega_p > 0$, we need

$$\zeta > -\alpha_2 \quad (74)$$

where ζ is given in (69) and α_2 is given in (66). Substituting ζ and α_2 , (74) can be written as

$$\pi - \cos^{-1}\left(\frac{\sin\left(\frac{\beta\pi}{2}\right)}{A_m - 1}\right) > -\frac{\pi}{2} + \frac{\beta\pi}{2} \quad (75)$$

In (75), let us denote, $\gamma_1 = \pi - \cos^{-1}\left(\frac{\sin\left(\frac{\beta\pi}{2}\right)}{A_m - 1}\right)$ and $\gamma_2 = -\frac{\pi}{2} + \frac{\beta\pi}{2}$. Therefore, we need to prove that $\gamma_1 > \gamma_2$ for $A_m \geq 2$ and $\beta \in (0, 2)$.

For $\beta \in (0, 1]$, $\frac{\sin(\beta\pi/2)}{A_m - 1} \in \left(0, \frac{1}{A_m - 1}\right]$ and for $\beta \in (1, 2)$, $\frac{\sin(\beta\pi/2)}{A_m - 1} \in \left(0, \frac{1}{A_m - 1}\right)$. However, $\frac{1}{A_m - 1} \in (0, 1]$ for $A_m \geq 2$. Therefore, $\left(\frac{\sin(\beta\pi/2)}{A_m - 1}\right) \in (0, 1]$ for all $\beta \in (0, 2)$ and $A_m \geq 2$. Hence, $\cos^{-1}\left(\frac{\sin(\beta\pi/2)}{A_m - 1}\right) \in [0, \pi/2]$ for $\beta \in (0, 2)$ and $A_m \geq 2$, which results $\gamma_1 \in (\pi/2, \pi]$.

Similarly, for $\beta \in (0, 2)$, $\gamma_2 \in (-\pi/2, \pi/2)$. Therefore, $\gamma_1 > \gamma_2$ for all $\beta \in (0, 2)$ and $A_m \geq 2$. Hence, it concludes that $\omega_p > 0 \forall \{\beta \in (0, 2), A_m \geq 2\}$.

From Theorem 6 and 7, we have $B_{\omega_p \mathfrak{R}} = \{\beta \in (0, 2) : \omega_p \in \mathfrak{R}\}$ and $B_{\omega_p+} = \{\beta \in (0, 2) : \omega_p > 0\}$ respectively. Since $B_{\omega_p} = B_{\omega_p \mathfrak{R}} \cap B_{\omega_p+}$, therefore, $B_{\omega_p} = \{\beta \in (0, 2) : \omega_p \in \mathfrak{R}^+\}$.

From Theorem 4 and 7, it is evident that $B_{\omega_g} \subset B_{\omega_p}$. Hence, while finding the solution, there is no need to find ω_p for all the values of $\beta \in (0, 2)$.

Remark 2 From (12) and (13), as ϕ_m increases, $\lambda_a = \lambda_1 = \lambda_2$ increases and from (15) and (16), as A_m increases, $\lambda_b = \lambda_3 = \lambda_4$ also increases. This relation would be helpful to select desired A_m and ϕ_m , in the situation when λ_a and λ_b plots do not intersect. Suppose, $\lambda_a > \lambda_b \forall B_{\omega_g}$ and no intersection happens, then reducing ϕ_m and/or increasing A_m may result in intersection of λ_a and λ_b and the solution can be obtained.

Remark 3 A similar relationship can be found between β vs. ϕ_m and β vs. A_m . Plotting the relationship as in (17), β could be seen to decrease with increase in ϕ_m and plotting (57), β could be seen to decrease with increase in A_m . Hence, β is inversely related to A_m as well as ϕ_m .

2.7 Disturbance rejection analysis

It is easy to prove that the proposed FO controller control can reject disturbances. The theoretical analysis can be done by finding output $Y(s)$ in terms of input $R(s)$ and disturbance $D(s)$ [3]. From Fig.1, $Y(s) = \eta(s)R(s) + \varepsilon(s)D(s)$ where $\eta(s) = C(s)G_p(s)/(1 + C(s)G_p(s)) = L(s)/(1 + L(s))$ and $\varepsilon(s) = 1/(1 + C(s)G_p(s)) = 1/(1 + L(s))$. For disturbance rejection, it is sufficient to show $\lim_{s \rightarrow 0} \varepsilon(s) = 0$. Using (7), we have $C(s)G_p(s) = L(s) = \frac{e^{-\theta s}}{\lambda s^\beta + 1 - e^{-\theta s}}$. Since, $\lim_{s \rightarrow 0} L(s) = \infty$, we get, $\lim_{s \rightarrow 0} \varepsilon(s) = 0$ which guarantees disturbance rejection.

2.8 Algorithm for determining FO-IMC controller parameters

Here we present the procedure to find solution of β and λ as per the discussed theory in a step-by-step manner.

Step-1: Select a desired A_m and ϕ_m .

Step-2: Find range of β_{ω_g} such that $\omega_g \in \mathfrak{R}^+$ using Theorem 4. Define a $(n \times 1)$ array of β_{ω_g} , where ' n ' is large enough so that β_{ω_g} is almost continuous.

Step-3: Find array ω_g corresponding to each value of β_{ω_g} using (26). So ω_g is also a array of size $(n \times 1)$.

Step-4: Consider $\beta_{\omega_p} = \beta_{\omega_g}$.

Step-5: Find array ω_p corresponding to each value of β_{ω_p} using (67). So ω_p will also be an array of size $(n \times 1)$.

Step-6: Find λ_a either from (12) or (13) for each $\beta_{\omega_g}(k)$ and $\omega_g(k)$. λ_a has size $(n \times 1)$. Here k is the sample number.

Step-7: Find λ_b either from (15) or (16) for each $\beta_{\omega_p}(k)$ and $\omega_p(k)$. λ_b will be an array of $(n \times 1)$.

Step-8: Plot for β_{ω_g} vs. λ_a and β_{ω_g} vs. λ_b in the same figure. The intersection point of two curves will satisfy the given ϕ_m and A_m specifications simultaneously. Let us say the intersection point is β^* and λ^* and occurs at sample point k^* .

Step-9: The system will have $\omega_g^* = \omega_g(k^*)$ and $\omega_p^* = \omega_p(k^*)$. This can easily be found by referring to the k^{*th} position of vector $\omega_g(k)$ and $\omega_p(k)$.

Step-10: If intersection doesn't occur then change desired ϕ_m and A_m as per guidelines given in Remark 2.

3 Examples

Two different FOPTD process models are considered to show the scope of the proposed controller. First is a lag dominant model ($\tau \gg \theta$) taken from [5] and second is a delay dominant model ($\tau \ll \theta$) taken from [8]. The results are compared with the two available methods in [4] and [5] which satisfies ϕ_m and A_m simultaneously. These are IMC-PID and IMC-PI control technique respectively. These are to be implemented in classical control structure as shown in Fig. 1(b). The proposed FO-IMC controller is designed without any approximation of the delay term, therefore, this should be implemented in IMC structure as in Fig.1(a).

The desired specifications of $A_m = 3 (= 9.54dB)$ and $\phi_m = 65 \text{ deg} (= 1.1345rad)$ are considered. The possible ϕ_m according to [5] would be $74.31 \text{ deg} (= 1.2970rad)$ whereas according to [4] it will be $60 \text{ deg} (= 1.0472rad)$ for the selected A_m .

3.1 Example-I

A lag dominant process model is taken from [5], which is

$$G_p(s) = \frac{0.43}{148s + 1} e^{-40s} \quad (76)$$

Desired $A_m = 3$ and desired $\phi_m = 65 \text{ deg}(= 1.1345 \text{ rad})$. Using controller design steps in Section-2.8, $\beta_{x1} = 0.6389$ and

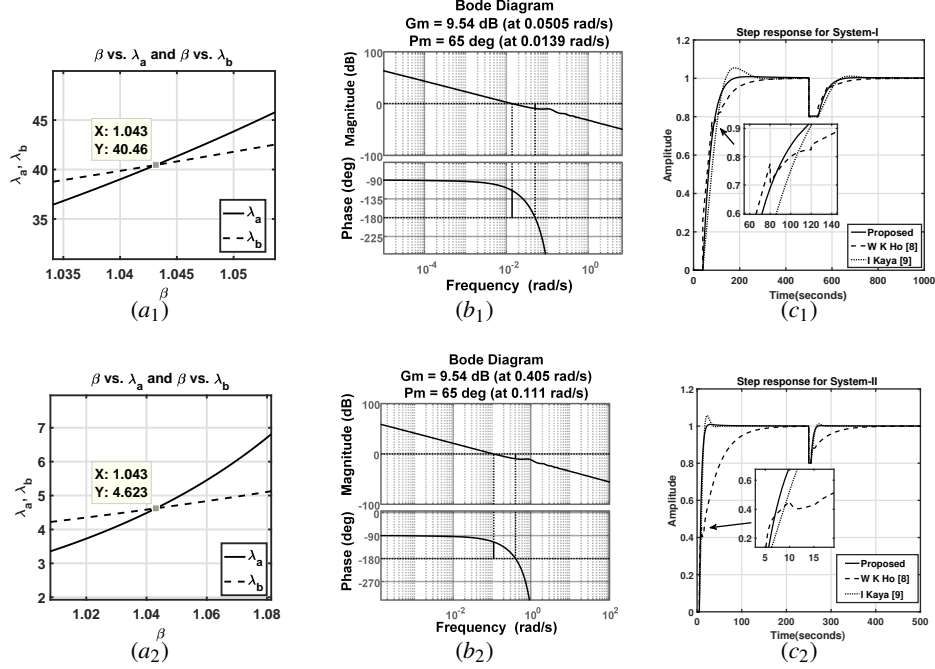


Figure 6: Figure (a₁) and (b₁), β vs. λ_a and β vs. λ_b . (a₂) and (b₂), Bode plot with proposed controller and (a₃) and (b₃), step response to compare different methods for system-I and II respectively. In (b₁) and b₂, G_m is A_m and P_m is ϕ_m .

$\beta_{y2} = 1.2778$ are evaluated. Therefore, $\beta_{\omega_g} \in (0.6389, 1.2778)$. The controller parameters are obtained as $\beta^* = 1.043$ and $\lambda^* = 40.46$ (see Fig.6)(a₁). Corresponding to $\beta = 1.043$, we get $\omega_g^* = 0.01391$ and $\omega_p^* = 0.05066$. The bode plot in Fig.6(b₁) shown that the simulation results are obtained as per theoretical calculations.

For $A_m = 3$, [5] will provide $\phi_m = 74.31 \text{ deg}(= 1.2970 \text{ rad})$ whereas [4] will provide $\phi_m = 60 \text{ deg}(= 1.0472 \text{ rad})$. In case of [5], the obtained parameter are $\beta = 1$ and $\lambda = 57.35$, which results in $PID = 5.05 + 0.03/s + 88.9945s$. Whereas, for [4], $\beta = 1$ and $\lambda = 36.39$, resulting in $PI = 4.5056 + 148/s$. The step response is shown in Fig.6(c₁). It is clear from the plot that the proposed method works best among the three.

3.2 Example-II

A delay dominant process model is considered from [8], which is

$$G_p(s) = \frac{1}{0.5s + 1} e^{-5s} \quad (77)$$

The controller is designed for $A_m = 3$ and $\phi_m = 65 \text{ deg}(= 1.1345 \text{ rad})$. Following steps in Section-2.8, $\beta_{x1} = 0.6389$ and $\beta_{y2} = 1.2778$ are evaluated. Therefore, $\beta_{\omega_g} \in (0.6389, 1.2778)$. The controller parameters obtained are $\beta^* = 1.043$ and $\lambda^* = 4.623$ (see Fig.6)(a₂). Corresponding to $\beta = 1.043$, we get $\omega_g^* = 0.111$ and $\omega_p^* = 0.405$. The bode plot in Fig.6(b₂) shows that the simulation results are obtained as per the theoretical calculations.

Corresponding to $A_m = 3$, according to [5] the only possible ϕ_m is $= 74.31 \text{ deg}(= 1.2970 \text{ rad})$ and according to [4] it is $60 \text{ deg}(= 1.0472 \text{ rad})$. For [5], $\beta = 1$ and $\lambda = 7.1691$, giving $PID = 0.3103 + 0.1034/s + 0.1293s$ and for [4], $\beta = 1$ and $\lambda = 4.5433$, giving $PI = 0.0524 + 0.5/s$. The step response is shown in Fig.6(c₂). It is clear from the plot that the proposed method works best among the three.

4 Discussion and Conclusion

An FO-IMC based controller is designed for desired gain margin and phase margin for a FOPTD process model. FO filter is used instead of IO filter in the IMC structure as it provides an additional parameter to tune as compared to a single parameter in IO filter. With only one tuning parameter in IO filter, the range of selection of desired ϕ_m and A_m is limited to a 1-D curve. With two tuning parameters in FO filter, the range of selection of desired ϕ_m and A_m becomes a 2-D surface. Therefore, they can be chosen independently. The controller is designed without any approximation of the delay term appearing in the model of plant. To the best of authors' knowledge, this is the first attempt made in IMC literature where the controller is designed without any approximation of the delay term in the process model.

The proposed control strategy should be implemented in original IMC structure Fig.1(a). The controller is able to satisfy $\phi_m \in (0, \pi)$, $A_m > 1$ for any $\theta/\tau > 0$ which highly enhances the scope of the proposed control strategy.

Acknowledgment

The authors are thankful to Prof. Ganti P. Rao, member of the UNESCO-EOLSS Joint Committee and Prof. Shankar P. Bhattacharya, TEXAS A&MU, USA, for useful discussion at the initial stages of this work.

References

- [1] C. E. Garcia and M. Morari, "Internal model control. a unifying review and some new results," *Industrial & Engineering Chemistry Process Design and Development*, vol. 21, no. 2, pp. 308–323, 1982.
- [2] D. Rivera, M. Morari, and S. Skogestad, "Internal model control. 4. pid controller design." *Industrial & Engineering Chemistry, Process Design and Development*, vol. 25, no. 1, pp. 252–265, 1 1986.
- [3] M. Morari and E. Zatrioiu, *Robust Process Control*. Prentice Hall, 1989.
- [4] I. Kaya, "Tuning pi controllers for stable processes with specifications on gain and phase margins," *ISA Transactions*, vol. 43, no. 2, pp. 297 – 304, 2004.
- [5] W. K. Ho, T. H. Lee, H. P. Han, and Y. Hong, "Self-tuning imc-pid control with interval gain and phase margins assignment," *IEEE Transactions on Control Systems Technology*, vol. 9, no. 3, pp. 535–541, May 2001.
- [6] C.-W. Chu, B. E. Ydstie, and N. V. Sahinidis, "Optimization of imc-pid tuning parameters for adaptive control: Part 1," in *21st European Symposium on Computer Aided Process Engineering*, ser. Computer Aided Chemical Engineering, E. Pistikopoulos, M. Georgiadis, and A. Kokossis, Eds. Elsevier, 2011, vol. 29, pp. 758 – 762.
- [7] W. K. Ho, C. C. Hang, and J. H. Zhou, "Performance and gain and phase margins of well-known pi tuning formulas," *IEEE Transactions on Control Systems Technology*, vol. 3, no. 2, pp. 245–248, June 1995.
- [8] Y.-C. Tian and F. Gao, "Compensation of dominant and variable delay in process systems," *Industrial & Engineering Chemistry Research*, vol. 37, no. 3, pp. 982–986, 1998.