

EXTENSION OF δ -ziti METHOD IN THE UNIT BALL: NUMERICAL INTEGRATION, RESOLUTION OF POISSON'S PROBLEM AND HEAT TRANSFER.

R.MALEK^(*) & C.ZITI ^(†)

ABSTRACT. Inspired by the Galerkin and particular method, a new approximation approach is recalled in the Cartesian case. In this paper, we are interested specially by constructing this method, when the domain of consideration is a two dimensional ball, to extend this work to the several dimension. We reduce the number of iterations to calculate integrals and numerical solution of Poisson and the Heat problems (elliptic nd parabolic PDEs), in a very fast way.

1. Introduction

The chemotactic dynamics of a population requires several steps, particularly, aggregation and blow-up. The Keller-Segel model describes this phenomena. It was suggested by Patlak in 1953 [3], Keller-Segel in 1970 [4], which allows for both diffusion and aggregation: depending on the initial data, the solution might exist globally in time or blow up in finite time, depending on the balance of forces between the different parameters involved in the system, the blow-up phenomenon may or may not occur.

In fact, the blow-up is a singular behaviour of a Dirac solution. Most of numerical methods (e.g. Galerkin, Particular method, spectral method..) does not ensure the transition from a regular behaviour to another singular one (*i.e.* detection of blow-up). Under certain formulations of the Keller-Segel model, the phenomenon of aggregation has been shown to lead to finite-time blow-up. A large body of works has been devoted to determine when blow-up occurs or whether globally solutions exists: Authors of [5] developed a family of new interior penalty discontinuous Galerkin methods for solving the KellerSegel chemotaxis model. In [6] they investigated non-negativity of exact and numerical solutions to a generalized KellerSegel model where this model includes the so-called minimal KellerSegel model. The main aim of [7] is to study the KellerSegel model of chemotaxis and to develop a composite particle-grid numerical method with adaptive time stepping which allows to resolve and propagate singular solutions. The purpose of [8] is to formulate a phenomenological model from which the existence and properties of migrating bands can be deduced. Authors of [9] detected the blow-up as δ -function (amoebae aggregation) at the proximity of the origin in dimension one and on a ball in a multidimensional

2010 *Mathematics Subject Classification.* 33F05-35-00-65D30-65D15.

Key words and phrases. Approximation, Dirac, numerical integration.

space. Therefore, it was necessary to find a new numerical scheme, which detect this type of singularities easily, without losing the advantages of classical methods. The δ_ziti method is on the challenge. It was tested on several type of problems (see [1] and [2]), including the Keller-Segel model, but only in the Cartesian case (segments, rectangle, cube \dots).

The main goal of δ_ziti method, is to approach a function with several variables, to integrate it in a given domain, and to resolve numerically Partial and Ordinate Differential Equations (PDEs and ODEs). This method is based on the classical variation formulation of Galerkin and the most important step, is the construction of our orthonormal family, from the famous function $\Phi \in D(\Omega)$ with compact support, defined by

$$\Phi(x) = \begin{cases} \exp(\frac{1}{|x|^2-R^2}) & \text{si } |x| < R \\ 0 & \text{otherwise,} \end{cases} \quad (1)$$

where $R > 0$, $\Omega \subset \mathbb{R}^n$ and $x \in \mathbb{R}^n$.

This function is used especially in numerical analysis, distributions and functional analysis. It is characterized by giving the best approximation of the Dirac measure. In [1] and [2], the multi-dimensional Cartesian case was detailed.

The main aim of this paper is the construction of δ_ziti method when the domain is a disk in the two-dimensional case, (in general, a multi-dimensional ball). To generalize this method, we opt for two strategies: the first one consists in sweeping all the disk with segments, in the two directions, as shown in figure 1 and to reconstruct our basis functions in every segment, which means that we inject all the work already done in the mono-dimensional case. To test this strategy, we apply the resulting tools to calculate numerically integrals and to solve partial differential equations (two tests will be detailed; an elliptic equation "The Poisson problem" and a parabolic one "The Heat equation"). The second strategy is a direct use of the polar parametrisation of a disk, we will show that this strategy is also efficient and gives us a good approximation (Integrals ans two tests of resolving PDEs).

The outline of this paper is as follows. In section 3, we will present the mathematical tools of construction, which permits to apply this method in the Cartesian case, as shown in figure 1, to calculate, numerically, some integrals defined in a disk domain.

The section 4 is devoted to the construction of the method's fundamental elements, using polar coordinates. Like the previous section, one of the most important parts is the numerical integration using our method and in the two cases we will compare the exact value of an integral, by the numerical one, obtained by δ_ziti method.

In the last section 5, we apply our approach to find the numerical solution of Poisson problem and the Heat equation. Our goal is to compare the solution obtained by δ_ziti method, with a given analytical one defined in a disk domain and to calculate the error in $L^\infty(\Omega)$. By the next, we present an approximated solution using the finite element method and we compare it with our one.

2. Overview of the mono-dimensional construction.

All the results presents in this section, are proved in [1] and [2]. The fundamental results of construction are given as follow:

First, we take a uniform mesh of $[a,b]$ with the step $h = \frac{b-a}{N}$, where N is an integer such that $x_i = a + (i - 1)h, \forall i \in [1, N + 1]$.

From the function Φ defined in (1), we define φ_ϵ by:

$$\varphi_\epsilon(x) = \frac{c}{\epsilon} \Phi\left(\frac{x}{\epsilon}\right), \quad \text{for all } \epsilon > 0,$$

where $c := \frac{1}{\int_{\mathbb{R}} \Phi(x) dx}$ is the constant of normalization.

This sequence φ_ϵ converges to Dirac in the sense of distributions, which is often used to detect singularities.

We construct the family $(\varphi_i)_{i=1 \dots N+1}$ as follows:

$$\begin{cases} \varphi_i(x) = \varphi_h(x - x_i) = \frac{C}{h} \Phi\left(\frac{x - x_i}{h}\right), & \text{for all } x \in [x_{i-1}, x_{i+1}], \quad i \in [2, N], \\ \varphi_1(x) = \varphi_h(x - x_1) = \frac{C}{h} \Phi\left(\frac{x - x_1}{h}\right), & \text{for all } x \in [x_1, x_2], \\ \varphi_{N+1}(x) = \varphi_h(x - x_{N+1}) = \frac{C}{h} \Phi\left(\frac{x - x_{N+1}}{h}\right), & \text{for all } x \in [x_N, x_{N+1}]. \end{cases}$$

Let consider the Hilbert space $L^2(\mathbb{R})$, with the usual scalar product (\cdot, \cdot) . Observe that the family $(\varphi_i)_{1 \leq i \leq N+1}$ is linearly independent, then using the Gram-Schmidt process, we construct a unique orthogonal family, noted $(\tilde{\Psi}_i)$ satisfying the following relation

$$\begin{cases} \tilde{\Psi}_i(x) = \varphi_i(x) + \lambda_{i-1} \tilde{\Psi}_{i-1}(x), \\ \lambda_1 = -\frac{\alpha}{\beta}, \\ \lambda_{i+1} = g(\lambda_i), \end{cases} \quad (2)$$

with

$$g(X) = \frac{\lambda_1}{2 - \lambda_1 X}, \quad \alpha = (\varphi_1, \varphi_2), \quad \beta = (\varphi_1, \varphi_1).$$

The spectral method applied to find the direct formula of the basis functions gives,

$$\lambda_i = -\frac{(\varphi_i, \psi_{i-1})}{(\psi_i, \psi_{i-1})},$$

and the recurrence application of the definition given in (2) gives the following formula:

$$\tilde{\Psi}_i(x) = \varphi_i(x) + \lambda_{i-1} \varphi_{i-1}(x) + \lambda_{i-1} \lambda_{i-2} \varphi_{i-2}(x) + \dots + \prod_{k=i-1}^1 \lambda_k \varphi_1.$$

Let $\Psi_i = \frac{\tilde{\Psi}_i}{\|\tilde{\Psi}_i\|}$ the normalization of $\tilde{\Psi}_i$ (for more details see [1] and [2]).

The method permits to approach a given function f and an integral, using the following relations:

$$\begin{aligned} f(x) &\simeq \sum_{i=1}^N c_i \Psi_i(x), \\ c_i &\simeq \int_a^b f(x) \Psi_i(x) dx, \\ \int_a^b f(x) dx &\simeq \sum_{i=1}^N c_i I_i, \end{aligned} \tag{3}$$

where $I_i := \int_a^b \Psi_i(x) dx$. If we take $x = r_k$ in (3), we obtain:

$$\begin{aligned} c_i &\simeq \frac{f(r_i)}{\Psi_i(r_i)}, i = 1 \cdots N-1, \\ c_N &\simeq \frac{f(b)}{\Psi_N(b)}, \\ \int_a^b f(x) \Psi_i(x) dx &\simeq \frac{f(r_i)}{\Psi_i(r_i)}, \\ \int_a^b f(x) dx &\simeq \sum_{i=1}^{N-1} \frac{f(r_i)}{\Psi_i^2(r_i)} + \frac{f(b)}{\Psi_N(b)^2}. \end{aligned} \tag{4}$$

To reduce the iterations number, in [11] they proved that,

$$|\lambda_{i+1} - \lambda_i| < \epsilon \text{ as soon as } i \geq N_0 = \left\lceil \frac{\ln\left(\frac{\epsilon(2 - \lambda_1^2)}{\lambda_1^3 - \lambda_1}\right)}{\ln\left(\frac{\lambda_1}{2 + \lambda_1}\right)^2} \right\rceil + 1,$$

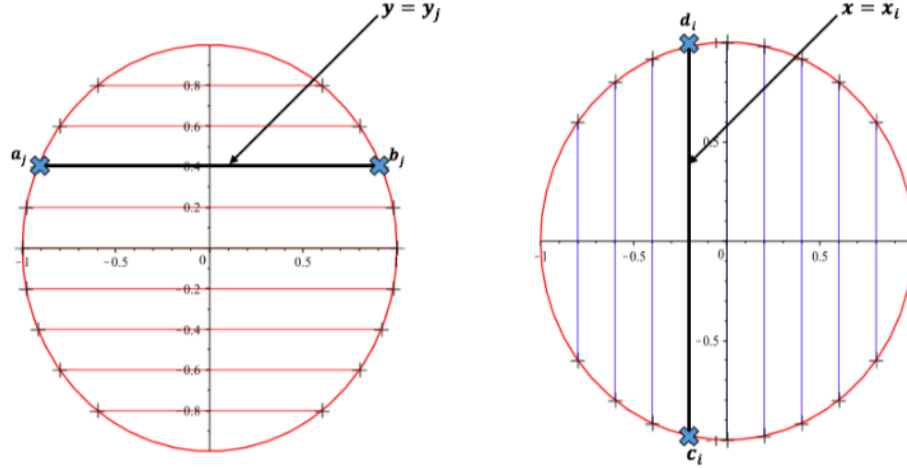
where $\lceil \cdot \rceil$ denotes the floor function. In particular for $\epsilon = 10^{-M}$, we concluded that the parameter λ_i is nearly stationary from a certain rank, which reduces considerably the number of iterations. Using r_i as a root of Ψ_{i+1} , we can define the parameter λ_i by, $\lambda_i = -\frac{\varphi_{i+1}(r_i)}{\varphi_i(r_i)}$.

3. The first strategy: Cartesian coordinates.

3.1. Construction of intern nodes.

In this section, we are interested in the extension of δ_ziti method, when Ω is a disk centred in the point $O = (0,0)$ (or the ball in the multi-dimensional case). As a first step, we start by a general presentation of this new strategy.

We present the important steps of the construction, inspired by the mono-dimensional case. For this, suppose that we can sweep the inside of the domain by a set of intervals, horizontally and vertically, therefore, all the work resides in the construction of the nodes in every interval. (see Figure 1)



$$a_j = -\sqrt{1 - y_j^2}, \quad b_j = \sqrt{1 - y_j^2} \text{ and } c_i = -\sqrt{1 - x_i^2}, \quad d_i = \sqrt{1 - x_i^2}$$

FIGURE 1. Horizontal and vertical segments

An algorithm which explains the steps of the construction will be presented in the next part . The main idea is to fix the number of nodes in every interval and to vary the step of subdivision associated to every interval (horizontally and vertically). Every node is noted by (x_i^j, y_j^i) , (see Figure 1).

Remark 3.1.

Note that, for every fixed vertical level j (respectively the horizontal level i), every internal segment is limited by $a_j = -\sqrt{1 - y_j^2}$ and $b_j = \sqrt{1 - y_j^2}$, (respectively, $c_i = -\sqrt{1 - x_i^2}$ and $d_i = \sqrt{1 - x_i^2}$).

For simplicity, the step of horizontal subdivision will be noted h_j (respectively, the vertical step will be noted h_i).

Here we present an algorithm to calculate the internal nodes.

Data:

$N =$ The number of nodes, in every interval

Fix an interval $[a,b]$

$$h^1 = \frac{b-a}{N} ;$$

for $i = 1 \cdots N$ **do**

$x_i^1 = a + (i - 1)h^1$ horizontal nodes for the first intervall.

$y_i^1 = a + (i - 1)h^1$ vertical nodes for the first intervall

end

for $j = 2 \cdots N$ **do**

for $i = 1 \cdots N$ **do**

$$a = -\sqrt{1 - (-1 + j.h)^2}$$

$$b = -a$$

$$h^j = \frac{b-a}{N}$$

$$x_i^j = a + (i - 1)h^j$$

end

end

Algorithm 1: Construction of the nodes in the Cartesian case.

3.2. Construction of the orthonormal set.

For every node x_i^j (respectively, y_j^i) we associate the function φ_i^j , (noted φ_i if there is no ambiguity) (respectively, the family φ_j^i will be noted φ_j) defined by:

$$\begin{aligned} \varphi_i(x) &:= \frac{c}{h_j} \Phi\left(\frac{x - x_i^j}{h^j}\right), \quad \forall i, j = 1 \cdots N, \\ \varphi_j(y) &:= \frac{c}{h_i} \Phi\left(\frac{y - y_j^i}{h^i}\right), \quad \forall j, i = 1 \cdots N, \end{aligned} \tag{5}$$

where,

- h^j is the step of construction in the horizontal interval of indication j , which describe the distance between the node x_i^j and x_{i+1}^j .
- h_i is the step of subdivision in the vertical interval of indication i , which describe the distance between y_j^i and y_{j+1}^i .

It is simple to see that the family (φ_i) is linearly independent, so we can construct an orthogonal family $(\tilde{\Psi}_i)_{i=1 \cdots N}$ by using the Gram-Schmidt process, in the space $\mathbb{L}^2([a, b])$, (construction in every internal interval of the domain $\Omega = B(0, 1)$, horizontally and vertically), verifying the following relation,

$$\text{Horizontally : } \begin{cases} \tilde{\Psi}_1(x) = \varphi_1(x) \\ \tilde{\Psi}_i(x) = \varphi_i(x) + \sum_{k=1}^{i-1} \lambda_k^{(i)} \tilde{\Psi}_k(x), \quad \text{for all } i = 2, \dots, N, \end{cases}$$

$$\text{Vertically : } \begin{cases} \tilde{\Psi}_1(y) = \varphi_1(y) \\ \tilde{\Psi}_i(y) = \varphi_i(y) + \sum_{k=1}^{i-1} \lambda_k^{(i)} \tilde{\Psi}_k(y), \quad \text{for all } i = 2, \dots, N, \end{cases}$$

which will be reduced in the following theorem, already proved in the mono-dimensional case, (see [1] and [2]).

Theorem 3.1.

The orthogonal family $(\tilde{\Psi}_i)_{i=1 \dots N}$ (vertically and horizontally), verify the following recurrence relation:

$$\begin{cases} \tilde{\Psi}_1 = \varphi_1 \\ \tilde{\Psi}_{i+1} = \varphi_{i+1} + \lambda_i \tilde{\Psi}_i, \quad \text{for all } i = 1 \dots N - 1, \\ \lambda_{i-1} = -\frac{(\varphi_i, \varphi_{i-1})}{(\tilde{\Psi}_{i-1}, \tilde{\Psi}_{i-1})}, \end{cases} \quad (6)$$

where (\cdot) is the usual scalar product in the Hilbert space $L^2([a, b])$

Corollary 3.2.

The family $(\tilde{\Psi}_i)$ and the set (λ_i) defined in the theorem (3.1), verify the following relations:

- 1) $\tilde{\Psi}_i = \varphi_i + \lambda_{i-1} \varphi_{i-1} + \lambda_{i-1} \lambda_{i-2} \varphi_{i-2} + \dots + \lambda_{i-1} \dots \lambda_1 \varphi_1.$
- 2) $\tilde{\Psi}_i(x_i^j) = \varphi_i(x_i^j) = \frac{c}{h_j^2 e}.$
- 3) $\tilde{\Psi}_i(y_i^j) = \varphi_i(y_i^j) = \frac{c}{h_j^2 e}.$ (7)
- 4) In every fixed level, $(\varphi_i, \tilde{\Psi}_{i-1}) = (\varphi_i, \varphi_{i-1}).$
- 5) $-1 < \lambda_i = -\frac{(\varphi_i, \varphi_{i+1})}{(\tilde{\Psi}_i, \tilde{\Psi}_i)} < 0.$

3.3. Fundamental results: Numerical integrations.

In this paragraph, we are interested by the approximation of integrals, where the domain is the unit disk $\Omega = B(0, 1)$, using the horizontal and vertical test functions, as well as the roots, verifying the following relations:

$$\begin{aligned} \Psi_{ij}(x, y) &= \Psi_i^j(x) \cdot \Psi_j^i(y), \quad \forall i, j = 1 \dots N, \\ r_{ij} &= (r_i^j, s_j^i), \end{aligned} \quad (8)$$

where,

- $\Psi_i^j(x)$ are the basis functions in the horizontal dimension, (respectively, $\Psi_j^i(y)$ are the basis functions in the vertical dimension).
- r_i^j are the roots of $\Psi_i^j(x)$ (respectively, s_j^i are the roots of $\Psi_j^i(y)$).

In this section, we are interested by the approximation of a double integral, defined in a disk domain, using (3), we obtain the following results:

Theorem 3.3.

Let $\Omega = B(0,1)$, g a given function in $L^2(\Omega)$, and N denotes the roots number, therefore, we have the following approximations:

$$\int_{\Omega} g(x,y) dx dy \simeq \sum_{i,j=1}^N \frac{g(r_i^j, s_j^i)}{\Psi_i^j(r_i^j) \cdot \Psi_i^i(s_j^i)} \int_{a_j}^{b_j} \Psi_i^j(x) dx \int_{c_i}^{d_i} \Psi_j^i(y) dy, \tag{9}$$

$$\int_{\Omega} g(x,y) \Psi_{ij}(x,y) dx dy \simeq \frac{g(r_i^j, s_j^i)}{(\Psi_i^j(r_i^j) \cdot \Psi_i^i(s_j^i))^2}.$$

here we take, $r_N^j = b_j$ and $s_i^N = b_i$.

In the table (1), we present some numerical tests of integration. We compare the exact value, with the numerical approximation, obtained by δ_ziti method, in the Cartesian case.

$\int_{\Omega} f(x,y) dx dy$	$2\pi.Ex$	$2\pi.Ap$	$2\pi.Error$
$\int_{\Omega} (\frac{1}{x^2+y^2+1})^{\frac{1}{4}}$	0.4545285537	0.454496459918650	0.0000320937813496069
$\int_{\Omega} \sqrt{(\frac{1}{x^2+y^2+1})}$	0.4142135624	0.414440692467526	0.0002271300675258380
$\int_{\Omega} \exp(\frac{1}{x^2+y^2+2})$	0.7508533738	0.750772037320043	0.0000813364799567839
$\int_{\Omega} \ln(\frac{1}{x^2+y^2+2})$	-0.4547712524	-0.453623297839054	0.0011479545609460200

TABLE 1. Comparison between numerical integration using δ_ziti and the exact value, in the Cartesian case.

4. Second strategy: Polar coordinates.

In this section, we built all the necessary elements for the approximation δ_ziti , using polar coordinates. The domain $\Omega = B(0,1)$ is represented using the polar coordinates, with the following parametrization:

$$\forall (x,y) \in B(0,1), x = r \cos(\theta), y = r \sin(\theta), (r,\theta) \in [0,1] \times [0,2\pi].$$

4.1. Construction of the method's tools using polar coordinates.

This first part of the algorithm, compute λ_i and r_i in $[0, 1]$.

The construction's algorithm using the two variables r and θ is given as follows::

Data:

N_r = the root's number in the interval $[0, 1]$

$$h_r = \frac{1}{N_r - 1} ;$$

for $i = 1 \dots N_r$ **do**

$$| \quad x_i = a + (i - 1)h_r$$

$$| \quad \varphi_i(r) = \Phi\left(\frac{r - x_i}{h_r}\right)$$

end

$$\alpha = \int_0^1 \varphi_1(r) \varphi_2(r) dr$$

$$\beta = \int_0^1 \varphi_1(r) \varphi_1(r) dr$$

$$\lambda_1 = -\frac{\alpha}{\beta}$$

for $i = 1 \dots N_r - 1$ **do**

$$| \quad \lambda_{i+1} = -\frac{\lambda_1}{2 - \lambda_1 \lambda_i}$$

end

$$\tilde{\Psi}_1(r) = \varphi_1(r)$$

for $i = 2 \dots N_r$ **do**

$$| \quad \tilde{\Psi}_i(r) = \varphi_i(r) + \lambda_{i-1} \tilde{\Psi}_{i-1}(r)$$

end

for $i = 1 \dots N_r$ **do**

$$| \quad \Psi_i(r) = \frac{\tilde{\Psi}_i(r)}{\|\tilde{\Psi}_i(r)\|}$$

end

for $i = 1 \dots N_r$ **do**

$$| \quad \Lambda_i = \ln(-\lambda_i),$$

$$| \quad P(y) = \Lambda_i y^4 - 2\Lambda_i y^3 - \Lambda_i y^2 + 2(\Lambda_i - 1)y + 1 = 0,$$

$$| \quad P(y_i^*) = 0,$$

$$| \quad r_i = x_i + h_r \cdot y_i^*$$

end

Algorithm 2: Construction of δ_ziti 's tools, to compute the roots r_i

The second part of the algorithm permits to compute λ_i^θ and s_i in $[0, 2\pi]$.

Data:

N_θ = the root's number in the interval $[0, 2\pi]$.

$$h_\theta = \frac{2\pi}{N_\theta - 1} ;$$

for $i = 1 \dots N_\theta$ **do**

$$\theta_i = a + (i - 1)h_\theta$$

$$\varphi_i(\theta) = \Phi\left(\frac{\theta - \theta_i}{h_\theta}\right)$$

end

$$\alpha^\theta = \int_0^{2\pi} \varphi_1(\theta) \varphi_2(\theta) d\theta$$

$$\beta = \int_0^{2\pi} \varphi_1(\theta) \varphi_1(\theta) d\theta$$

$$\lambda_1^- = \frac{\alpha^\theta}{\beta^\theta}$$

for $i = 1 \dots N_\theta - 1$ **do**

$$\lambda_{i+1}^- = \frac{\lambda_1^\theta}{2 - \lambda_1^\theta \lambda_i^\theta}$$

end

$$\tilde{\Psi}_1(\theta) = \varphi_1(\theta)$$

for $i = 2 \dots N_\theta$ **do**

$$\tilde{\Psi}_i(\theta) = \varphi_i(\theta) + \lambda_{i-1}^\theta \tilde{\Psi}_{i-1}(\theta)$$

end

for $i = 1 \dots N_\theta$ **do**

$$\Psi_i(\theta) = \frac{\tilde{\Psi}_i(\theta)}{\|\tilde{\Psi}_i(\theta)\|}$$

end

for $i = 1 \dots N_\theta$ **do**

$$\Lambda_i = \ln(-\lambda_i^\theta),$$

$$P(y^\theta) = \Lambda_i y^4 - 2\Lambda_i y^3 - \Lambda_i y^2 + 2(\Lambda_i - 1)y + 1 = 0,$$

$$P(y_i^{*\theta}) = 0,$$

$$s_i = \theta_i + h_\theta \cdot y_i^{*\theta}$$

end

Algorithm 3: Construction of δ -ziti's tools, to compute the roots s_i .

The polar set $(\Psi_{ij}(r, \theta))$ is defined by,

$$\Psi_{ij}(r, \theta) := \Psi_i(r) \cdot \Psi_j(\theta). \quad (10)$$

4.2. Fundamental results: Numerical Integration.

To test the previous strategy, we present in the following table, some numerical tests. We compare the exact value with the numerical one, using δ_ziti method in the polar case.

$\frac{1}{2\pi} \int_{\Omega} f(x, y) dx dy$	Ex	Ap	Error
$\int_{\Omega} \left(\frac{1}{x^2 + y^2 + 1}\right)^{\frac{1}{4}} dx dy$	0.4545285537	0.454496459918650	0.0000320937813496069
$\int_{\Omega} \sqrt{\left(\frac{1}{x^2 + y^2 + 1}\right)} dx dy$	0.4142135624	0.414440692467526	0.0002271300675258380
$\int_{\Omega} \exp\left(\frac{1}{x^2 + y^2 + 2}\right) dx dy$	0.7508533738	0.750772037320043	0.0000813364799567839
$\int_{\Omega} \ln\left(\frac{1}{x^2 + y^2 + 2}\right) dx dy$	0.4547712524	-0.453623297839054	0.0011479545609460200
$\int_{\Omega} xy dx dy$	0	0.000104893284924629	0.0001
$\int_{\Omega} \frac{\ln(\sqrt{x^2 + y^2})}{\sqrt{x^2 + y^2}} dx dy$	-1	-1.00011299531961	0.000112995319609510

TABLE 2. Comparison between numerical integration using δ_ziti and the exact value, in the polar case.

Using the polar coordinates $r \in [0, 1]$ and $\theta \in [0, 2\pi]$ for some types of integrals, the following table shows us the error between exact and approximated solution founded using δ_ziti method.

$\int_{\Omega} f(r, \theta) dr d\theta$	Ex	Ap	Error
$\int_{\Omega} \frac{r \cdot \sin(\theta)}{(r^2 + 1) \cdot t^{\frac{1}{3}}}$	0.2204366348	.223358184762906	0.00292154976290612
$\int_{\Omega} \frac{\sin(\theta)}{r^{\frac{1}{2}}}$	0	0.000796466856449210	0.000796466856449210
$\int_{\Omega} \frac{1}{\sqrt{2\pi}r}$	$\frac{1}{\pi}$	$\frac{0.994955526251694}{\pi}$	0.00160570586425771
$\int_{\Omega} \frac{\ln(r)}{\sqrt{2\pi}}$	$\frac{-0.500}{2\pi}$	$\frac{-0.511242350773147}{2\pi}$	0.00357855139409662

TABLE 3. **Generalised integrals expressed with polar variables**

In the previous table, we remark that even we choose a generalised integral, like the example $\int_{\Omega} \frac{\sin(\frac{\theta}{2})}{x^{\frac{1}{2}}}$, which is in fact an operation of Riemann integral, we found a good approximation using δ -ziti roots. For the two last examples, $\int_{\Omega} \frac{1}{\sqrt{2\pi}r}$ and $\int_{\Omega} \frac{\ln(r)}{\sqrt{2\pi}}$, other approximation methods (e.g. Simpson, Trapeze..) didn't give any result, which is an important point for our construction.

5. Numerical applications.

5.1. Elliptic PDE case : Poisson problem.

5.1.1. The Cartesian case.

In this section, let consider a Partial Differential Equation, which admits an exact solution and we will compare it with the numerical one, using our method in the Cartesian case. Let $\Omega = B(0, 1)$. The problem studied is given by:

$$\begin{cases} -\Delta u = f & \text{in } \Omega, \\ u(x, y) = 0 & \text{in } \partial\Omega, \end{cases} \quad (11a)$$

$$\quad \quad \quad (11b)$$

with a given analytical solution $u_{ex} = 1 - x^2 - y^2$, and the source term function is defined by $f = 4$.

The strong discretization.

The first step to approach the previous problem, is to multiply the equation (11a) by a test function Ψ_{ij} and to integrate the result over the domain $\Omega = B(0, 1)$, which

gives,

$$-\int_{\Omega} \Delta u(x, y) \cdot \Psi_{ij}(x, y) dx dy = \int_{\Omega} f(x, y) \cdot \Psi_{ij}(x, y) dx dy. \quad (12)$$

Using the theorem (3.3), we obtain the following scheme:

$$-\frac{\Delta u(r_i^j, s_j^i)}{\Psi_{ij}(r_i^j, s_j^i)} = \frac{f(r_i^j, s_j^i)}{\Psi_{ij}(r_i^j, s_j^i)}, \forall (r_i^j, s_j^i) \in \Omega. \quad (13)$$

The next step, consists to approach the second derivative, which gives us the following scheme:

$$\begin{cases} \frac{u_{i-1,j} + 2u_{ij} + u_{i+1,j}}{(r_{i+1}^j - r_i^j)(r_i^j - r_{i-1}^j)} + \frac{u_{i,j-1} + 2u_{ij} + u_{i,j+1}}{(s_{j+1}^i - s_j^i)(s_j^i - s_{j-1}^i)} = f(r_i^j, s_j^i), & i, j = 2 \cdots N-1, \\ u_{1,j} = u_{M,j} = 0, & j = 1 \cdots N, \\ u_{i,1} = u_{i,M} = 0, & i = 1 \cdots N, \end{cases} \quad (14)$$

where, N is the nodes number in every internal segment (horizontally and vertically). At the end, we will have a global matrix, with $(N-2) \times (N-2)$ lines and $(N-2) \times (N-2)$ columns, defined as follows::

$$M = \begin{bmatrix} D^2 & A^3 & 0 & \cdots & 0 \\ A^2 & D^3 & A^4 & \cdots & 0 \\ & & \vdots & & \\ 0 & \cdots & A^{n-3} & D^{n-2} & A^{n-1} \\ 0 & 0 & \cdots & A^{n-2} & D^{n-1} \end{bmatrix}$$

where D^i is a $(N-2) \times (N-2)$ tri-diagonal matrix, defined by:

$$\begin{aligned} D_{k,k}^{i+1} &= -\frac{2\Psi_{i,k+1}}{dx_k \cdot dx_{k-1}} - \frac{2\Psi_{i,k+1}}{dy_k \cdot dy_{k-1}}, & i, k &= 1 \cdots N-2, \\ D_{k,k+1}^{i+1} &= -\frac{2\Psi_{i,k+2}}{dy_k \cdot dy_{k-1}}, & i, k &= 1 \cdots N-2, \\ D_{k-1,k}^{i+1} &= -\frac{2\Psi_{i,k}}{dy_k \cdot dy_{k-1}}, & i, k &= 1 \cdots N-2, \end{aligned}$$

and A^i is a $(N - 2) \times (N - 2)$ diagonal matrix defined by:

$$A_{k,k}^i = -\frac{\Psi_{i,k}}{dx_k \cdot dx_{k-1}}, \quad i = 3 \cdots N - 1, \quad \text{and} \quad k = 2 \cdots N - 1,$$

where,

$$\begin{aligned} dx_k &= r_k^j - r_{k-1}^j, \\ dy_k &= r_k^i - r_{k-1}^i, \end{aligned}$$

therefore, we should resolve a simple system in the form $MX = F$, when M is the global matrix defined previously, X in the unknown vector of size $(N - 2) \times (N - 2)$ and F is the source term vector of size $(N - 2) \times (N - 2)$.

Remark 5.1.

To complete the resolution of the previous system, we must add boundary conditions (homogeneous Dirichlet in this case).

5.1.2. Numerical results.

Let $\Omega = B(0,1)$. In this case, we fix the points number in every single segment and we vary the subdivision step. It is clear that the minimum of all the steps is obtained at the first segment (horizontally or vertically) and the maximum is on the segment confused with the diameter of the disk, (*i.e.* for two different intervals, horizontally or vertically, the associated step is not the same.)

We are interested by the shape of the approximated solution with δ_ziti scheme, using the Cartesian coordinates and the segments approach.

For a fixed node's number in every segment (horizontal or vertical), $N = 100$, the numerical implementation of the scheme gives us an approximated solution, which is near to the exact one, given by $u_{ex}(x, y) = 1 - x^2 - y^2$, and $f(x, y) = 4$.

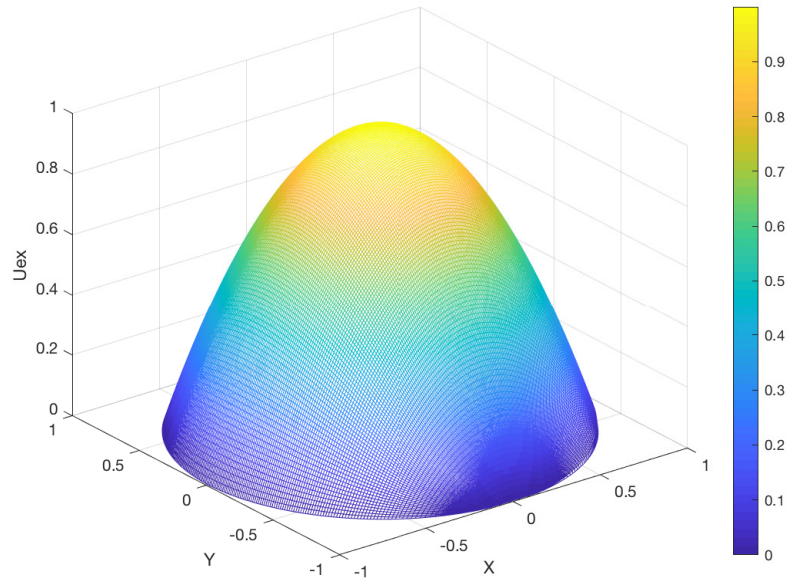


FIGURE 2. The exact solution

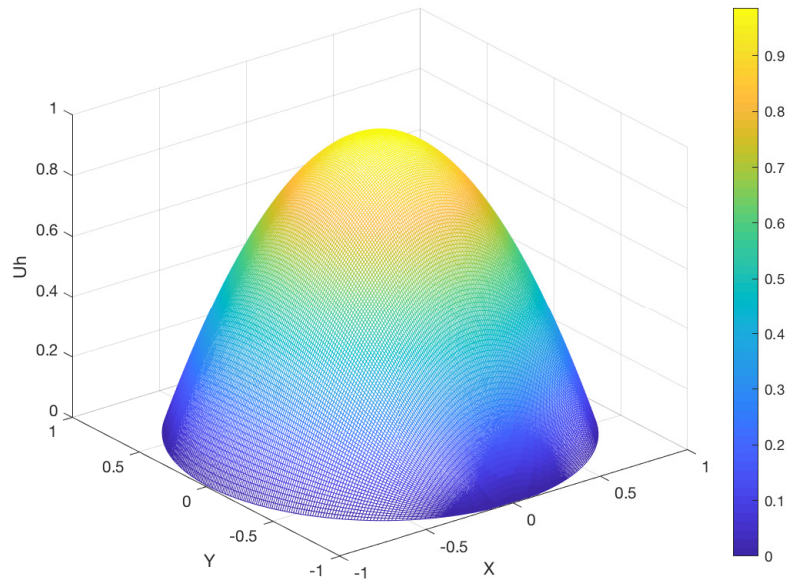


FIGURE 3. Approximated solution using δ_{ziti}

In the table 4, we present the error between exact and approximated solution, with different values of nodes number N .

N	h_{min}	h_{max}	Er_{max}	Er_{mean}
60	0.008534	0.03333	0.01174	0.00758
100	0.003979	0.02000	0.0046	0.00288
150	0.00217	0.01333	0.00204	0.0013169
200	0.001410	0.01000	0.00167	0.0007514823

TABLE 4. **The committed error using several values of nodes number N**

where,

$$Er_{max} := \max_{i,j} (|u_{ex}(i,j) - u(i,j)|),$$

$$Er_{mean} := \frac{1}{N} \sum_{i,j} |u_{ex}(i,j) - u(i,j)|.$$

We present in the following subsection, a comparison between approximated solutions using Finite Element and δ_ziti methods.

5.1.3. Comparison with Finite elements method.

Finite element method (FEM) is a widely used analogy to resolve some types of Partial Differential Equations. A large class of works was already done to resolve the Poisson problem using FEM, (see [10] and [12]). The starting point for the FEM is a PDE expressed in variational form. The basic recipe for turning a PDE into a variational problem is to multiply the equation by a test function v and to integrate the resulting expression over all the domain Ω : It is the common step between Galerkin analogy and δ_ziti . In this part, we present the approximated solution of the Poisson's problem defined in (11a), using Finite Element Method.

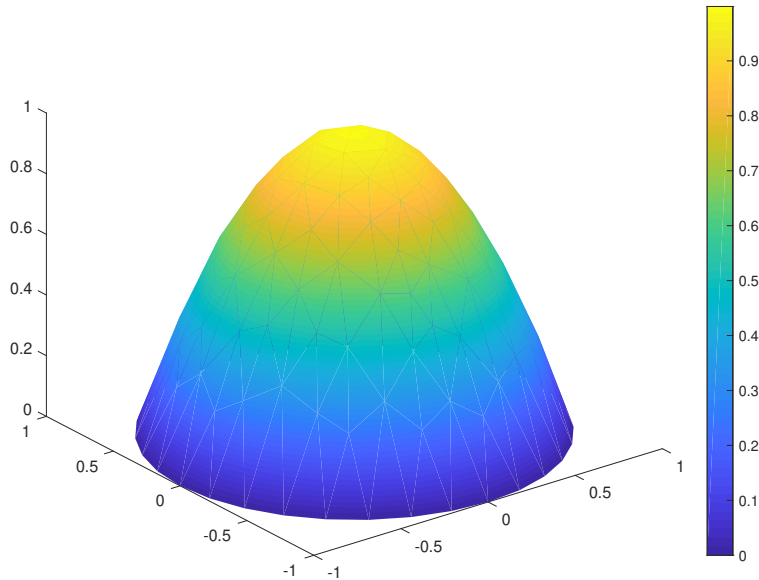


FIGURE 4. Approximated solution using finite element method

5.1.4. The polar case.

Now, we consider the same partial differential equation defined before, which admits a polar analytical solution, we will compare it with the approximated one founded using δ_ziti method in the polar case.

Let $\Omega = B(0, 1)$, the strategy presented consists in using the results of approximation in the mono-dimensional case and taking into consideration the following function basis:

$$\Psi_{ij}(r, \theta) = \Psi_i(r)\Psi_j(\theta), \quad \forall i, j = 1 \cdots N.$$

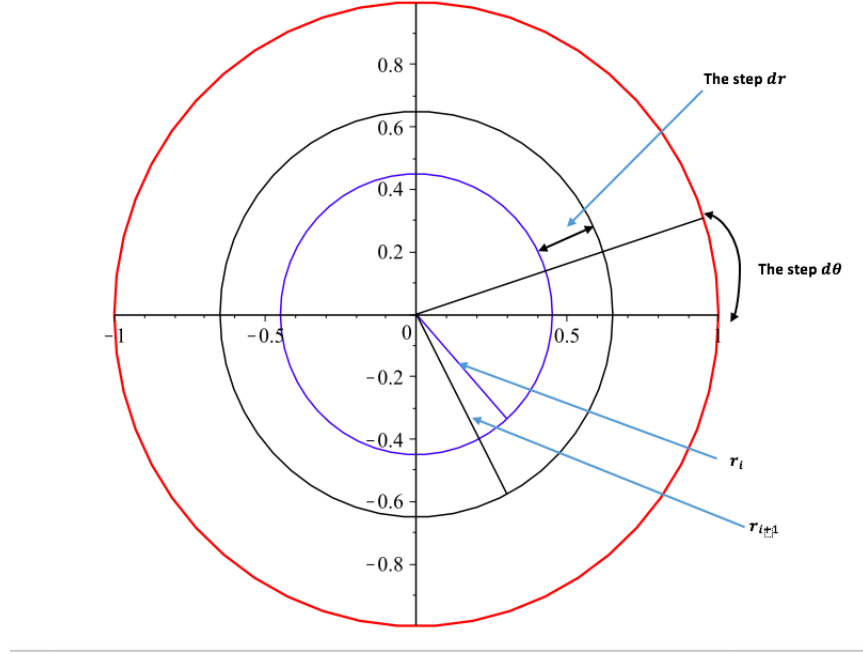


FIGURE 5. The domain Ω using polar parametrization

The problem presented in the previous subsection 5.1.1 is equivalent of the polar one, expressed as follows:

$$\begin{cases} -\Delta u = \mathbf{f} & \text{in } \Omega, \end{cases} \quad (15a)$$

$$\begin{cases} u(r = 1, \theta) = 0 & \forall \theta \in [0, 2\pi], \end{cases} \quad (15b)$$

with

$$\Delta u := \frac{\partial^2 u}{\partial r^2} + \frac{1}{r} \frac{\partial u}{\partial r} + \frac{1}{r^2} \frac{\partial^2 u}{\partial \theta^2},$$

$$\mathbf{f}(r, \theta) = f(r \cos \theta, r \sin \theta) = 4$$

where f is the source term defined in Cartesian problem, with an exact polar solution $u_{ex} = 1 - r^2$. Note that, the roots of the basic functions $(\Psi_i(r))$ will be noted r_i and θ_j are those associated with $(\Psi_j(\theta))$.

To obtain a numerical scheme using δ -ziti method, we should multiply the equation 15a by a test function $\Psi_{ij}(r, \theta)$ and after, we use the strong result of approximation

3.3, which gives:

$$\begin{cases} \Delta_{ij}u = f(r_i, \theta_j), & i, j = 2 \cdots N-1, \\ u_{1,j} = u_{2,j}, & j = 1 \cdots N, \\ u_{M,j} = 0, & j = 1 \cdots N, \\ u_{i,1} = u_{i,2}, & i = 1 \cdots N, \\ u_{i,M} = u_{i,M-1}, & i = 1 \cdots N, \end{cases} \quad (16)$$

with, $\Delta_{ij}u = \frac{u_{i-1,j} - 2u_{ij} + u_{i+1,j}}{(r_{i+1} - r_i)(r_i - r_{i-1})} + \frac{1}{r_i} \frac{u_{i+1,j} - u_{ij}}{r_{i+1} - r_i} + \frac{1}{r_i^2} \frac{u_{i,j-1} + 2u_{ij} + u_{i,j+1}}{(\theta_{j+1} - \theta_j)(\theta_j - \theta_{j-1})}$.

Therefore, the goal is to find $u(r, \theta)$ solution of polar problem given in (15a) and (15b).

Like the Cartesian analogy, we resolve in this case, a simple system in the form $MX = F$, when M is the global matrix defined previously, we should just add the polar terms $\frac{1}{r}$ and $\frac{1}{r^2}$ in the corresponding terms of the matrices A^i and D^i , X in the polar unknown vector of size $(N-2) \times (N-2)$ and F is the source term vector of size $(N-2) \times (N-2)$.

Numerical tests.

For this test, we also consider the Poisson problem, but in the polar case. Let $N_r = 100$ be the root's number for the radius and $N_\theta = 100$ the other one for the angles. Two solutions, exact and approximated, are given by the following figures:

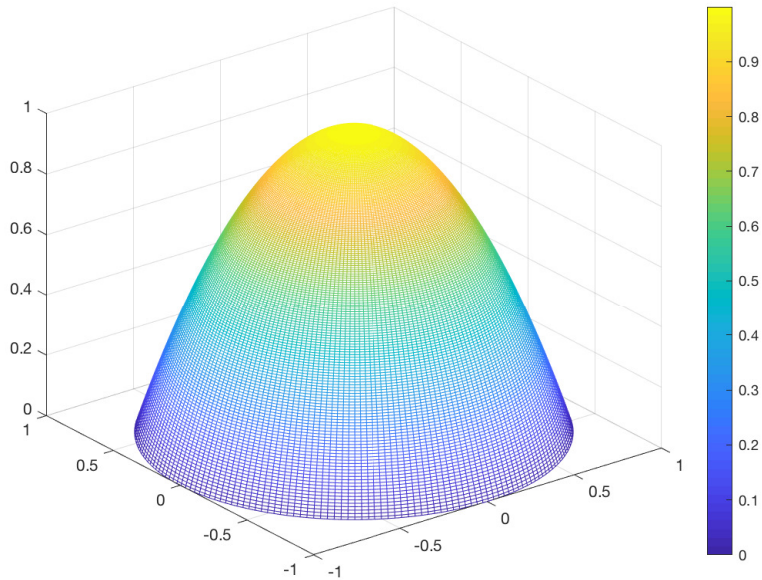


FIGURE 6. The exact solution of the problem

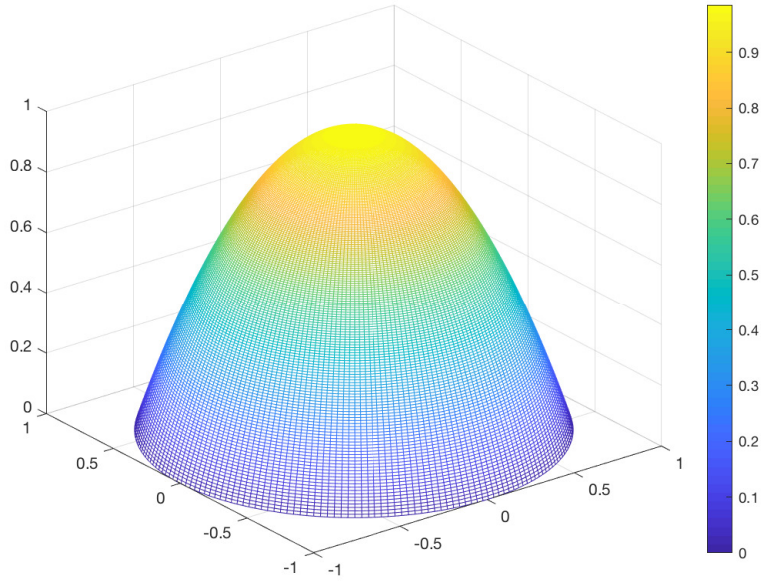


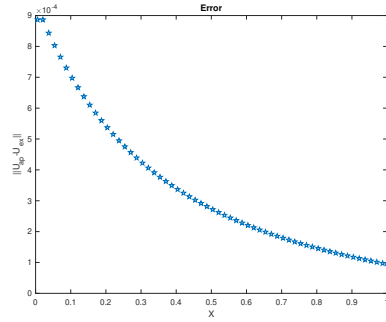
FIGURE 7. The approximated polar solution

5.1.5. Numerical Error.

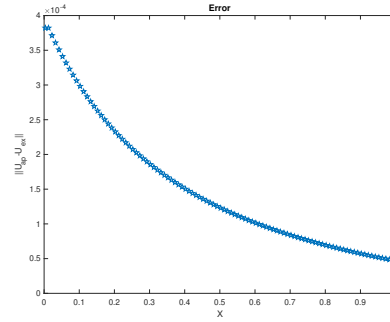
The table 5, shows us the error between exact and approximated solution, using different N_r and N_θ .

N_r	N_θ	h_r	h_θ	Error
60	60	0.01666	0.0333π	$8.86.10^{-4}$
100	100	0.01	0.02π	$3.82.10^{-4}$
150	150	0.00666	0.0133π	$1.91.10^{-4}$
200	200	0.005	0.01π	$1.15.10^{-4}$

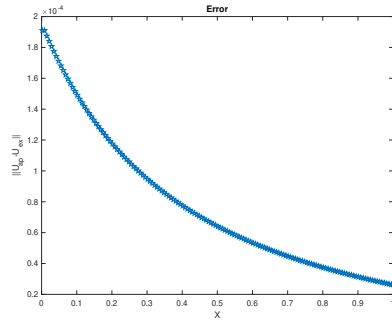
TABLE 5. The infinite error, using several values of N_r and N_θ



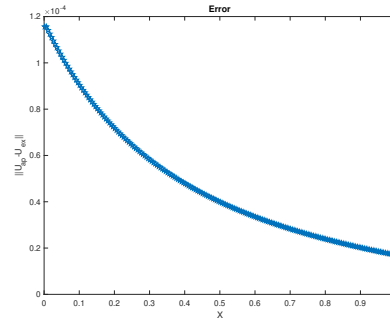
The error for $N_r = 60$.



The error for $N_r = 100$.



The error for $N_r = 150$.



The error for $N_r = 200$.

5.2. Parabolic PDE case: Heat equation.

This section is devoted to the application of δ -ziti method, on a diffusion equation, in a disk domain. The heat equation describes the distribution of heat (or variation in temperature) in a given region over time. For a function, $u(t, x, y)$ (respectively $u(t, r, \theta)$) of two spatial variables (x, y) in the Cartesian case ((r, θ) in the polar case) and the time variable t , the heat equation is given by:

$$\begin{cases} \frac{\partial u}{\partial t} + D\Delta u = f, & \text{in } \Omega, \end{cases} \quad (17a)$$

$$\begin{cases} u(t, x, y) = 0, & (x, y) \in \partial\Omega, \end{cases} \quad (17b)$$

$$\begin{cases} u(0, x, y) = u_0(x, y) \geq 0. \end{cases} \quad (17c)$$

Using the same analogy applied in the previous sections, we multiply the equation 17a by a test function Ψ_{ij} , after we integrate over the domain Ω . It remains just the direct application of our approximations formulas given in 3.3. The numerical scheme in the polar case is presented as follows:

$$\begin{cases} u_{ij}^{n+1} = u_{ij}^n - dt.D.\Delta_{ij}^n u + dt.f_{i,j}^n, & i, j = 2 \cdots N-1, \\ u_{1,j}^{n+1} = u_{2,j}^{n+1}, & j = 1 \cdots N, \\ u_{M,j}^{n+1} = 0, & j = 1 \cdots N, \\ u_{i,1}^{n+1} = u_{i,2}^{n+1}, & i = 1 \cdots N, \\ u_{i,M}^{n+1} = u_{i,M-1}^{n+1}, & i = 1 \cdots N, \end{cases}$$

where, $\Delta_{ij}^n = \frac{u_{i-1,j}^n - 2u_{ij}^n + u_{i+1,j}^n}{(r_{i+1} - r_i)(r_i - r_{i-1})} + \frac{u_{i,j-1}^n + 2u_{ij}^n + u_{i,j+1}^n}{(\theta_{j+1} - \theta_j)(\theta_j - \theta_{j-1})}$.

Our goal is to find an approximated solution, near of the exact one, which verify the boundary conditions. The following function

$$u_{ex}(t, x, y) = (1 - x^2 - y^2) \exp(t),$$

is an exact solution of the heat equation, with,

$$D = 1, \text{ and } f(t, x, y) = (-3 - x^2 - y^2) \exp(t).$$

The following figures, shows as the allure of exact and approximated solution, at a given finite time. Note that, with a simple variable changing, we can use a very high t_f , which is very useful to reduce the number of time iterations.

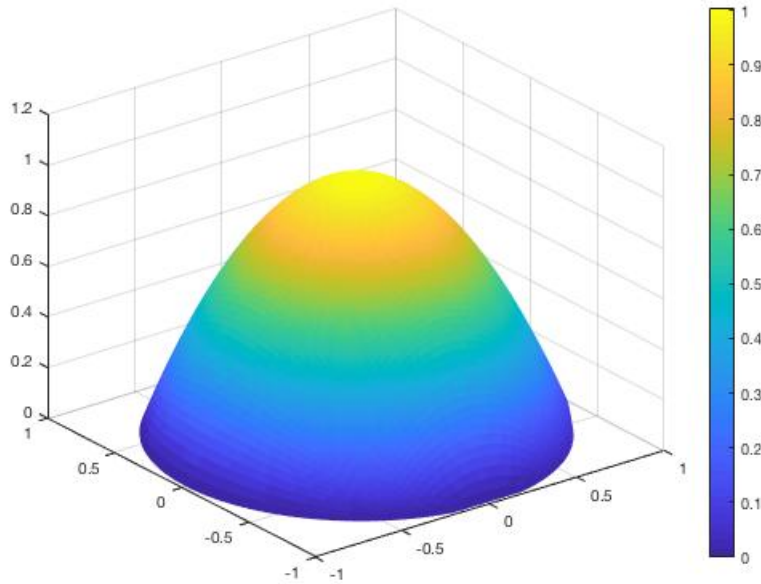


FIGURE 8. The exact solution

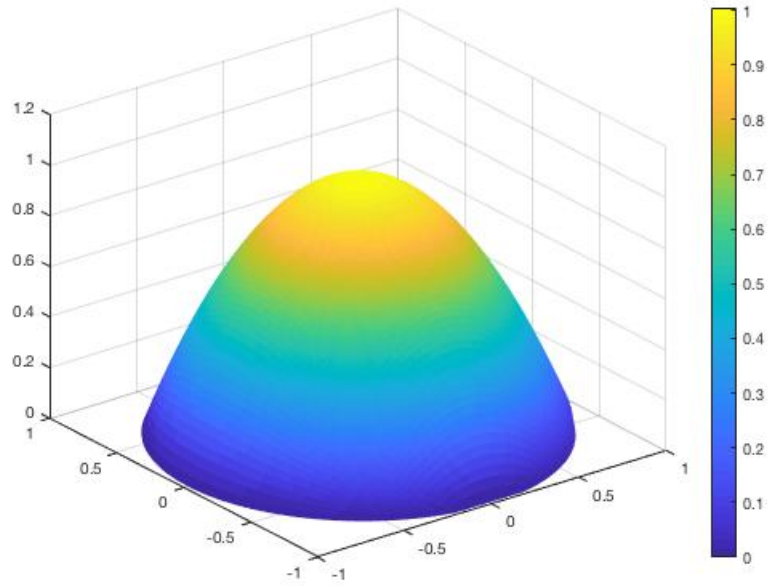


FIGURE 9. The approximated solution using δ_ziti method

In the table 6, we present the error between exact and approximated global solution, at a given finite time. In this test, we take the following parameters:

$$t_f = 1.63.10^{16}, \mu = 0.1,$$

N	h_{min}	h_{max}	Er_{max}	Er_{mean}
60	0.008534	0.03333	$2.22431 \cdot 10^{-5}$	$1.413039 \cdot 10^{-5}$
100	0.003979	0.02000	$1.0174501 \cdot 10^{-6}$	$5.453807 \cdot 10^{-7}$
150	0.00217	0.01333	$1.00359253 \cdot 10^{-6}$	$5.36991485 \cdot 10^{-7}$
200	0.001410	0.01000	$9.9973690 \cdot 10^{-7}$	$5.3444320 \cdot 10^{-7}$

TABLE 6. **The committed error at a given finite time**

5.2.1. Comparison with Finite Element Method.

We present the approximated solution given by the finite elements method. In this direction, a large body of works was already done, see [10].

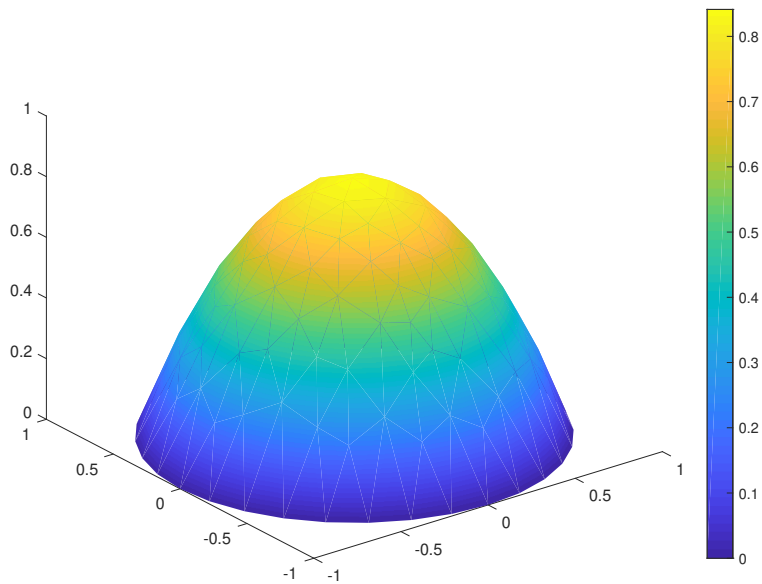


FIGURE 10. **Approximated solution using finite elements method**

6. Conclusion

In the current work, we applied the δ_ziti method in a disk domain, to calculate numerically some type of integrals, to solve the Poisson and Heat problem, using two strategies. Firstly, concerning the approximated solution of a PDE, we start as the Galerkin method, by constructing a weak formulation of the problem, then we use the roots of our orthonormal basis functions. Since this last goes to Dirac function (in the distribution sense), we can say that the δ_ziti is a mix between Galerkin and the particular method. As a conclusion, δ_ziti permits us to use two strategies in the case $\Omega = B(0, 1)$, injecting the work already done in the mono-dimensional case (see [1] and [2]). The result is impressive, in fact:

- δ_ziti is a fast scheme, precise, and gives an admissible solution.
- In the case of the Heat equation, the CFL condition of stability is near of 0.9, and the numerical solution exist globally (t_f goes to 10^{16}).

References

- [1] L.BSISS, C.ZITI. *A New Entropic Riemann Solver of Conservation Law Mixed Type Including Ziti's δ – Method with some Experimental Tests*. Applied and Computational Mathematics. Vol 6, No 5, pp 222-232, 2017.
- [2] L.BSISS, C.ZITI. *A new numerical method for the integral approximation and solving the differential problems: Non-oscillating scheme, detecting the singularity in one and several dimension*. JPonte, Vol.73, Issue 2, pp. 126-172,, February 2017.
- [3] PATLAK. C. *Random walk with persistence and external bias*. Bull Math Biophys, 15:31138, 1953.
- [4] E.F.KELLER, L.A.SEGEL . *L. Initiation of slime mold aggregation viewed as an instability*. J Theor Biol, 26:399415, 1970.
- [5] Y. EPSHTEYN, A.KURGANOV. *New interior penalty discontinuous Galerkin methods for the KellerSegel chemotaxis model* .SIAM J Numer Anal, 47(1): 386408, 2009.
- [6] D.LEENHEER, J.GOPALAKRISHNAN, E.ZUHRC . *Nonnegativity of exact and numerical solutions of some chemotactic models* Comput Math Appl, 66:35675, 2013.
- [7] I.FATKULLIN. *A study of blow-ups in the KellerSegel model of chemotaxis Nonlinearity*. Ltd & London Mathematical Society, 26:8194, 2013.
- [8] E.F.KELLER, L.A.SEGEL . *Travelling bands of chemotactic bacteria, a theoretical analysis* .J. theor. Biol. 30, pp 235-248, 1971.
- [9] S.HILMI, C. ZITI. *Possibility of amoebas' aggregation in finite time*. Analele Universitatii "Ovidius" Constanta - Seria Matematica, 21(1), 101120, 2013.
- [10] T.NGUYEN, K.KARCIAUSKAS, J.PETERS. *A comparative study of several classical, Discrete Differential and isogeometric methods for solving Poisson's equation on the disk*. Axiomms, 3, 280-300; doi: 10.3390/axioms 3020280, 2014.
- [11] L.BSSIS. *PhD thesis: Prsentation d'une nouvelle mthode d'approximation: interpolation, intgration, rso-lution des quations diffrentielles et des quations aux drives partielles*. Moulay Ismail University of Meknes, 08 February 2020.
- [12] MATLAB DOCUMENTATION-MATHWORKS: <https://www.matworks.com/help/pde/examples/poisson-s-equation-on-a-unit-disk.html>

(*) MOULAY ISMAIL UNIVERSITY OF MEKNES, FACULTY OF SCIENCES.

TEAM WORK: EQUATIONS AUX DRIVES PARTIELLES ET CALCUL SCIENTIFIQUE, (EDPCS).
E-mail address: r.malek@edu.umi.ac.ma

(¶) MOULAY ISMAIL UNIVERSITY OF MEKNES, FACULTY OF SCIENCES.

TEAM WORK: EQUATIONS AUX DRIVES PARTIELLES ET CALCUL SCIENTIFIQUE, (EDPCS).
E-mail address: chziti@gmail.com