

STOCHASTIC OPTIMIZATION OVER PROXIMALLY SMOOTH SETS

DAMEK DAVIS*, DMITRIY DRUSVYATSKIY†, AND ZHAN SHI‡

Abstract. We introduce a class of stochastic algorithms for minimizing weakly convex functions over proximally smooth sets. As their main building blocks, the algorithms use simplified models of the objective function and the constraint set, along with a retraction operation to restore feasibility. All the proposed methods come equipped with a finite time efficiency guarantee in terms of a natural stationarity measure. We discuss consequences for nonsmooth optimization over smooth manifolds and over sets cut out by weakly-convex inequalities.

Key words. stochastic, subgradient, proximal, weakly convex, proximally smooth

AMS subject classifications. 65K05, 65K10, 90C15, 90C30

1. Introduction. Stochastic optimization methods play a central role in statistical and machine learning. Departing from the classical convex setting, nonconvexity and nonsmoothness feature in contemporary applications, motivating new work on algorithmic foundations and complexity theory [4, 5, 19, 20, 22, 25]. A favorable problem class highlighted by this line of work consists of *weakly convex* function minimization over convex constraint sets. This class of functions is broad, allowing for nonsmooth and nonconvex objectives, and in particular includes all compositions of Lipschitz convex functions with smooth nonlinear maps. While this line of work allows for weakly convex objectives, what is missing is an analogous framework for nonconvex constraint sets. This is an important issue: one is often interested in optimizing nonsmooth functions—even those that are convex—over nonconvex sets, for example, over embedded submanifolds or over sets cut out by nonconvex functional constraints [1, 45]. Nonconvex constraint sets, however, introduce new complications into the implementation and analysis of stochastic optimization algorithms: they seemingly require us to globally solve a series of nonconvex constrained optimization problems and they appear to prevent the use of the standard tools for understanding complexity of optimization algorithms. In this work, we overcome these issues and develop numerical methods for minimizing weakly convex functions over the class of *proximally smooth sets* [18]—a broad class that includes closed convex sets, sublevel sets of weakly convex functions, and compact C^2 -submanifolds of \mathbb{R}^d .

Setting the stage, consider the stochastic optimization problem

$$(1.1) \quad \min_x \mathbb{E}_{\xi \sim P} [f(x, \xi)] \quad \text{subject to } x \in \mathcal{X},$$

where the data ξ follows a fixed but unknown probability distribution P , the set $\mathcal{X} \subseteq \mathbb{R}^d$ is closed, and the loss functions $f(\cdot, \xi)$ are ρ -weakly convex, meaning that the assignment $x \mapsto f(x, \xi) + \frac{\rho}{2}\|x\|^2$ is convex. Our approach to this problem will draw on and extend the *stochastic model-based algorithm* of [19], which proceeds as follows. At each iteration t , the algorithm samples $\xi_t \sim P$ and then minimizes a quadratic

*School of ORIE, Cornell University, Ithaca, NY 14850, USA (dsd95@cornell.edu, people.orie.cornell.edu/dsd95/).

†Department of Mathematics, U. Washington, Seattle, WA 98195 (ddrusv@uw.edu, sites.google.com/uw.edu/ddrusv). Research was supported by the NSF DMS 1651851 and CCF 1740551 awards.

‡Department of Mathematics, U. Washington, Seattle, WA 98195 (zhansh@uw.edu)

Algorithm	Objective $f(x)$	Model $f_x(y, z)$
Proximal point	$\mathbb{E}_\xi f(x, \xi)$	$f(y, \xi)$
Subgradient	$\mathbb{E}_\xi f(x, \xi)$	$f(x, \xi) + \langle G(x, \xi), y - x \rangle$
Clipped subgradient	$\mathbb{E}_\xi f(x, \xi)$	$\max\{f(x, \xi) + \langle G(x, \xi), y - x \rangle, 0\}$
Prox-linear	$\mathbb{E}_z h(c(x, \xi), \xi)$	$h(c(x, \xi) + \nabla c(x, \xi)(y - x), \xi)$

Table 1: Four typical models; the loss function $f(\cdot, \xi)$ is assumed to be weakly convex, the stochastic subgradient G satisfies $\mathbb{E}_\xi[G(x, \xi)] \in \partial f(x)$, the outer loss $h(\cdot, \xi)$ is Lipschitz and convex and $c(\cdot, \xi)$ is C^1 -smooth with Lipschitz Jacobian.

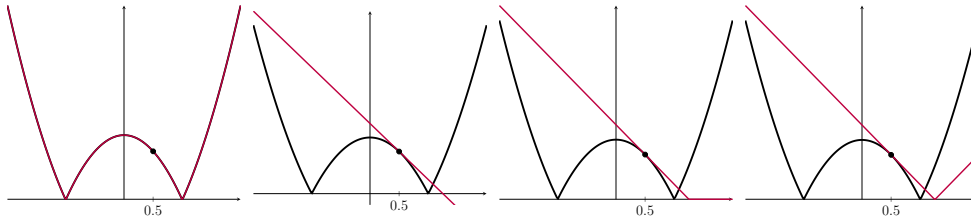


Fig. 1: One-sided models for the function $f(x, \xi) = |x^2 - 1|$ at the point $x = 0.5$, appearing in the same order as in Table 1.

perturbation of a simplified *model* $f_{x_t}(\cdot, \xi_t)$ of the loss $f(\cdot, \xi_t)$ over the constraint set:

$$(1.2) \quad x_{t+1} = \operatorname{argmin}_{x \in \mathcal{X}} \left\{ f_{x_t}(x, \xi_t) + \frac{\beta_t}{2} \|x - x_t\|^2 \right\}.$$

Here $\beta_t > 0$ is a user-specified control sequence. The paper [19] develops rigorous efficiency guarantees for this algorithm under the following assumptions: (a) the set \mathcal{X} is convex and (b) the models $f_{x_t}(\cdot, \xi)$ are weakly convex and lower-bound f up to a quadratic error in expectation. Such models, and variants, have been investigated at great length in the papers [4, 5, 19, 20] and we refer the reader to these works for detailed examples. With these assumptions, the method (1.2) subsumes a number of important algorithms, such as the stochastic subgradient, prox-linear, and prox-point methods, along with their clipped variants introduced in [4]. See Table 1 and Figure 1 for an illustration.

Under the assumptions (a) and (b) above and standard Lipschitz conditions, the paper [19] proves that a natural implicit smoothing of the problem—the *Moreau envelope*—serves as an approximate Lyapunov function for the algorithm dynamics and moreover its gradient tends to zero at a controlled rate. As argued in [19], the size of the Moreau envelope’s gradient is a meaningful stationarity measure because it certifies the existence of a nearby point that nearly satisfies first-order necessary conditions for optimality. Although these results do not require the objective function f to be smooth or convex, they do require the constraint set \mathcal{X} to be convex. In the current work, we aim to relax the convexity assumptions on \mathcal{X} , while maintaining similar convergence guarantees.

1.1. The algorithmic framework. Moving beyond convexity of \mathcal{X} immediately yields two challenges. The first arises from a conceptual obstruction in extending the proof of [19], while the second arises from the practical difficulty of implement-

ing (1.2) when \mathcal{X} is nonconvex. Beginning with the former, let us recall a central tool for analyzing first-order methods: the three point inequality (see e.g. [10, 16, 38, 43]). To that end, let g be a ρ -weakly convex function and let \mathcal{X} be a closed convex set. Then for any $\bar{\rho} > \rho$, the perturbed function $y \mapsto g(y) + \frac{\bar{\rho} - \rho}{2} \|y - x\|^2$ is strongly convex with parameter $\bar{\rho} - \rho$. Therefore its minimizer \hat{x} over \mathcal{X} satisfies the estimate:

$$(1.3) \quad \frac{\bar{\rho} - \rho}{2} \|y - \hat{x}\|^2 \leq \left(g(y) + \frac{\bar{\rho}}{2} \|y - x\|^2 \right) - \left(g(\hat{x}) + \frac{\bar{\rho}}{2} \|x - \hat{x}\|^2 \right), \quad \forall y \in \mathcal{X}$$

Such three-point estimates underpin much of complexity analysis in convex optimization, and they are similarly crucial to the results of [19], where they are applied to the subproblem (1.2). The inequality (1.3) also plays an important role in the related works [4, 5] on the stability of stochastic proximal algorithms.

Without convexity of \mathcal{X} , the three point inequality may fail. To overcome this difficulty, we will restrict ourselves to a favorable class of sets \mathcal{X} , namely, those that are *r-proximally smooth*. Following [18], we say that \mathcal{X} is *r-proximally smooth* if the nearest-point projection $\text{proj}_{\mathcal{X}}(\cdot)$ evaluates to a singleton on the tube $\{x : \text{dist}(x, \mathcal{X}) < r\}$.¹ The class of proximally smooth sets is broad and includes all convex sets, sublevel sets of weakly convex functions [3], and compact C^2 -submanifolds of \mathbb{R}^d . We will show that under the proximal smoothness assumption, an estimate similar to (1.3) holds for a sufficiently large value of $\bar{\rho}$. This result should be expected, since weak convexity and proximal smoothness are closely related. For example, the epigraph of any weakly convex function is proximally smooth [18, Theorem 5.2]. In light of this estimate, a quick argument shows that the results of [19] extend to proximally smooth sets \mathcal{X} . Although this result is already appealing, there still remains a central practical difficulty: when \mathcal{X} is nonconvex, it may be impossible to implement (1.2), since it requires solving a nonconvex problem.

To develop a more easily implementable variant of (1.2), we draw on core techniques of manifold optimization [2] and nonlinear programming [39]. Namely, we replace (1.2) with two simpler steps: the first step optimizes the model function over a simplified local approximation of \mathcal{X} , while the second “retracts” this iterate back to \mathcal{X} . More formally, we analyze algorithms built from three basic ingredients. The first is a family of models $f_x(\cdot, \xi)$ of the objective function as outlined previously. The second is a family of local approximations \mathcal{X}_x of the constraint set, indexed by basepoints $x \in \mathcal{X}$. The third is a retraction map $\mathcal{R}_x: \mathcal{X}_x \rightarrow \mathcal{X}$ that restores feasibility and acts as an approximate nearest point projection onto \mathcal{X} . With these ingredients in hand, we arrive at our main algorithm, which simply iterates the steps

$$(1.4) \quad \begin{aligned} & \text{Sample } \xi_t \sim P \\ & \text{Set } \tilde{x}_t = \underset{x \in \mathcal{X}_{x_t}}{\text{argmin}} \left\{ f_{x_t}(x, \xi_t) + \frac{\beta_t}{2} \|x - x_t\|^2 \right\}. \\ & \text{Set } x_{t+1} = \mathcal{R}_{x_t}(\tilde{x}_t) \end{aligned}$$

Thus in each iteration, the algorithm minimizes a quadratically regularized stochastic model of the objective function over a simplified model of the constraint set. Then to restore feasibility, it “retracts” \tilde{x}_t to \mathcal{X} .

To prove efficiency estimates for (1.4), we assume the building blocks $f_x(\cdot, \xi)$, \mathcal{X}_x , and \mathcal{R}_x behave favorably. These assumptions, summarized in Table 2, come in two

¹Proximally smooth sets have appeared under a variety of names in the literature, including *sets with positive reach* [27] and *uniformly prox-regular sets* [41].

	Regularity	Approximation ($\forall x, y \in \mathcal{X}, w \in \mathcal{X}_x$)
Functions $f_x(\cdot, \xi)$	ρ -weakly convex L -Lipshitz	$\mathbb{E}_\xi f_x(x, \xi) = f(x)$ $\mathbb{E}_\xi f_x(y, \xi) \leq f(y) + \frac{\mu}{2} \ y - x\ ^2$
Sets \mathcal{X}_x	r -proximally smooth	$\text{dist}(y, \mathcal{X}_x) \leq \frac{r_1}{2} \ x - y\ ^2$
Retraction \mathcal{R}_x	-	$\ w - \mathcal{R}_x(w)\ \leq \frac{r_2}{2} \ x - w\ ^2$

Table 2: Assumptions on the algorithmic building blocks

flavors: regularity of the individual building blocks and control on their approximation quality. Beginning with the models, we assume properties (a) and (b) as above. Turning to the constraint approximation, we first assume the sets \mathcal{X}_x are r -proximally smooth for all $x \in \mathcal{X}$. Next, we assume that for any $x \in \mathcal{X}$, the distance function $\text{dist}(y, \mathcal{X}_x)$ minorizes $\text{dist}(y, \mathcal{X})$ up to quadratic error, near the basepoint. This condition mirrors the approximation requirements of the functional models $f_x(\cdot, \xi)$, and we will see it holds for important examples. Finally we assume the retraction $\mathcal{R}_x(\cdot)$ restores feasibility in a controlled way, as suggested in Table 2.

1.2. Two examples. To illustrate the algorithmic setup, we analyze in detail two examples of constraint sets and their set approximations.

Nonsmooth optimization over smooth manifolds. As the first example, consider a compact C^∞ submanifold \mathcal{X} of \mathbb{R}^d . We may choose $\mathcal{X}_x = \mathcal{X}$ and $\mathcal{R}_x = I_d$ or we may declare \mathcal{X}_x to be the translated tangent space $x + T_{\mathcal{X}}(x)$ and \mathcal{R}_x to be the projection onto \mathcal{M} . See Figure 2 for an illustration. In this setup, the tangent space approximation may yield considerably simpler subproblems for computing \tilde{x}_t . The retraction, however, may still be somewhat costly. Nonetheless, this set-up already subsumes the stochastic Riemannian subgradient method. Convergence guarantees for the stochastic Riemannian subgradient method were recently obtained in [33]. Our paper was developed concurrently and independently of this work.




Fig. 2: Unit Sphere and its tangent approximations.

Nonsmooth optimization with functional constraints. As the second example, we consider sublevel sets $\mathcal{X} = [g \leq 0]$ of closed weakly convex functions $g: \mathbb{R}^d \rightarrow \mathbb{R} \cup \{+\infty\}$, which satisfy a standard constraint qualification. For instance, sets cut out by smooth nonlinear inequalities $g_i \leq 0$ for $i = 1, \dots, m$ correspond to setting $g = \max_{i=1, \dots, m} g_i$. For such sublevel sets, it may be costly to compute a retraction, and therefore instead we seek an inner approximation of \mathcal{X} , guaranteeing that $\tilde{x}_t \in \mathcal{X}$. A natural class of such approximations arises whenever we have access to a family of

Constraint $g(x)$	Model $g_x(y)$
$g(x)$	$g(y) + \frac{\gamma}{2}\ y-x\ ^2$
$\max_{i=1,\dots,m} g_i(y)$	$\max_{i=1,\dots,m} \{g_i(x) + \langle \nabla g_i(x), y-x \rangle\}$
$h(c(x))$	$h(c(x) + \nabla c(x)(y-x))$

Table 3: Typical convex two-sided models; the function $g(\cdot)$ is assumed to be γ -weakly convex, g_i are C^1 -smooth with Lipschitz gradients, $h(\cdot)$ is Lipschitz and convex, and $c(\cdot)$ is C^1 -smooth with Lipschitz Jacobian.

convex two-sided models $g_x(\cdot)$ of g , meaning:

$$|g_x(y) - g(y)| \leq \frac{\gamma}{2}\|y-x\|^2 \quad \forall x, y \in \mathbb{R}^d,$$

where $\gamma > 0$ is a constant independent of x . See Table 3 for some notable examples of such two-sided models. Indeed, then we may define

$$\mathcal{X}_x := \left\{ y : g_x(y) + \frac{\gamma}{2}\|y-x\|^2 \leq 0 \right\}.$$

Since the inclusion $\mathcal{X}_x \subseteq \mathcal{X}$ holds for all $x \in \mathcal{X}$, we may use the identity retraction $\mathcal{R}_x = I_d$. For example, if \mathcal{X} is cut out by smooth inequalities

$$\mathcal{X} = \{x : g_i(x) \leq 0 \quad \forall i = 0, \dots, m\},$$

then under reasonable regularity conditions, we may set

$$\mathcal{X}_x = \left\{ y : g_i(x) + \langle \nabla g_i(x), y-x \rangle + \frac{\gamma}{2}\|y-x\|^2 \leq 0 \quad \forall i = 0, \dots, m \right\},$$

where γ is any upper bound on the Lipschitz constants of the gradients ∇g_i . See Figure 3 for an illustration.

1.3. Convergence guarantees. Similarly to the arguments in [19], our analysis of Algorithm (1.4) will be based on the following three constructions: the *Moreau envelope* and the *proximal map*, defined respectively by

$$\mathcal{M}_\lambda(x) = \min_{y \in \mathcal{X}} \left\{ f(y) + \frac{1}{2\lambda}\|y-x\|^2 \right\}, \quad \mathcal{P}_\lambda(x) := \operatorname{argmin}_{y \in \mathcal{X}} \left\{ f(y) + \frac{1}{2\lambda}\|y-x\|^2 \right\},$$

and the *stationarity measure*

$$\mathcal{C}_\lambda(x) := \lambda^{-1} \cdot \operatorname{dist}(x, \mathcal{P}_\lambda(x)).$$

The quantity $\mathcal{C}_\lambda(x)$ has an intuitive interpretation in terms of near-stationarity for the target problem (1.1); see Section 4 for details. It is worthwhile to mention that $\mathcal{C}_\lambda(x_t)$ can be interpreted as the norm of the gradient of the Moreau envelope $\mathcal{M}_\lambda(\cdot)$ when λ is sufficiently large, but for the sake of brevity, we will not explore this connection further. The efficiency guarantees of this work mirror those in [19] and the core of the argument still remains: the Moreau envelope \mathcal{M}_λ is an approximate Lyapunov function for (1.4) and the algorithm finds a point x satisfying $\mathbb{E}[\mathcal{C}_\lambda(x)] \leq \varepsilon$ after at most $O(\varepsilon^{-4})$ iterations.

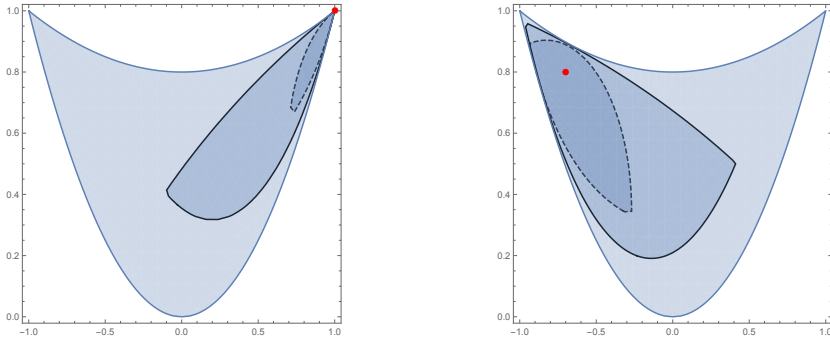


Fig. 3: Both of the figures depict the feasible region $\mathcal{X} = \{(x, y) : g_1(x, y) \leq 0, g_2(x, y) \leq 0\}$, where we define the two quadratics $g_1(x, y) = x^2 - y$ and $g_2(x, y) = y - \frac{1}{5}x^2 - \frac{4}{5}$. The basepoints where the set approximations are formed, depicted in red, are $(x_0, y_0) \in \{(1, 1), (-0.7, 0.8)\}$. The region with the solid boundary is $\{(x, y) : g_i(x, y) + \frac{1}{4}\|(x, y) - (x_0, y_0)\|^2 \leq 0 \forall i = 1, 2\}$. The region with the dashed boundary is $\{(x, y) : g_i(x_0, y_0) + \langle \nabla g(x_0, y_0), (x, y) - (x_0, y_0) \rangle + 1.1\|(x, y) - (x_0, y_0)\|^2 \leq 0 \forall i = 1, 2\}$.

1.4. Related Work.

There are a number of recent closely related papers. *Nonsmooth optimization over Riemannian manifolds.* The closely related paper [33] appeared on arXiv a few months prior to ours. The two papers were developed independently and are complementary. The authors of [33] prove a “Riemannian subgradient inequality” for a weakly convex function over the Stiefel manifold, and remark on its possible extensions to compact manifolds. They use this inequality to analyze the stochastic Riemannian subgradient method, and obtain convergence guarantees that are similar to ours, when specialized to this setting. Other notable lines of work include gradient sampling [12, 29–31], proximal gradient [17], and the proximal point method [7, 23, 28] on Riemannian manifolds.

Proximally Smooth sets. Proximal smoothness was systematically studied in [18] with the view towards optimization theory, though the core definition dates back to Federer [27]. To the best of our knowledge, there are only a few papers that study first-order algorithms for minimizing functions over proximally smooth sets. Notable examples include [8, 9], which analyze the efficiency of the projected gradient method on proximally smooth sets.

Optimization with functional constraints. There have recently appeared a number of papers that develop first-order methods for minimizing smooth (stochastic) objectives over sets cut out by smooth deterministic inequalities [13, 26, 44]. The convergence guarantees in these works are all stated in terms of a KKT-residual measure, and therefore are not directly comparable to the ones we obtain here. The papers [36] find approximate KKT points when the constraining functions may be nonsmooth, while the papers [11, 35] additionally allow stochastic constraints. In particular, the work [11] explicitly utilizes Lagrange multipliers within the algorithms.

2. Preliminaries. In this section we introduce the basic notation of the paper, which mostly follows that in standard texts in convex and variational analysis, such as [37, 40, 42]. Throughout the work, we consider the Euclidean space \mathbb{R}^d , which we equip with a fixed inner product $\langle \cdot, \cdot \rangle$ and its induced norm $\|\cdot\| = \sqrt{\langle \cdot, \cdot \rangle}$. We let the symbol $\mathbb{B}(x, r)$ denote the closed ball of radius $r > 0$ around a point x . We define the

distance and the nearest-point projection of a point $y \in \mathbb{R}^d$ onto a set $\mathcal{X} \subset \mathbb{R}^d$ by

$$\text{dist}(y, \mathcal{X}) := \inf_{x \in \mathcal{X}} \|x - y\| \quad \text{and} \quad \text{proj}_{\mathcal{X}}(y) := \underset{x \in \mathcal{X}}{\text{argmin}} \|x - y\|,$$

respectively. For any real number $r > 0$, we define the r -tube around \mathcal{X} to be the set $U_{\mathcal{X}}(r) := \{y \in \mathbb{R}^d : \text{dist}(y, \mathcal{X}) < r\}$. For any function $g: \mathbb{R}^d \rightarrow \mathbb{R} \cup \{\infty\}$ and $r \in \mathbb{R}$, we define the sublevel set $[g \leq r] := \{x : g(x) \leq r\}$. For any set $Q \subset \mathbb{R}^d$, the indicator function, denoted by $\delta_Q(\cdot)$ is defined to be zero on Q and $+\infty$ off it.

Consider a function $f: \mathbb{R}^d \rightarrow \mathbb{R} \cup \{\infty\}$ and a point \bar{x} , with $f(\bar{x})$ finite. The *subdifferential* of f at \bar{x} , denoted by $\partial f(\bar{x})$, consists of all vectors $v \in \mathbb{R}^d$ satisfying

$$f(x) \geq f(\bar{x}) + \langle v, x - \bar{x} \rangle + o(\|x - \bar{x}\|) \quad \text{as } x \rightarrow \bar{x}.$$

We will often use the following basic variational construction. The *normal cone* to a set \mathcal{X} at a point $\bar{x} \in \mathcal{X}$, denoted $N_{\mathcal{X}}(\bar{x})$, consists of all vectors $v \in \mathbb{R}^d$ satisfying

$$(2.1) \quad \langle v, x - \bar{x} \rangle \leq o(\|x - \bar{x}\|) \quad \text{as } x \rightarrow \bar{x} \text{ in } \mathcal{X}.$$

3. Weak convexity, proximal smoothness, and three-point inequality.

In this section, we introduce and relate the notions of weak convexity and proximal smoothness. We then connect these properties to our key algorithmic tool: the three-point inequality. First, we say that a function $f: \mathbb{R}^d \rightarrow \mathbb{R} \cup \{\infty\}$ is ρ -weakly convex, for some $\rho > 0$, if the perturbed function $x \mapsto f(x) + \frac{\rho}{2}\|x\|^2$ is convex. Second, following [18], we say that a closed set \mathcal{X} is R -proximally smooth if the projection $\text{proj}_{\mathcal{X}}(x)$ is a singleton whenever $\text{dist}(x, \mathcal{X}) < R$. Although these conditions appear at first unrelated, they are deeply connected in the sense that weak convexity of a function f is essentially equivalent to proximal smoothness of its epigraph. For a precise statement, we refer the reader to [18, Section 5].

A unifying theme of both weakly convex functions and proximally smooth sets is uniformity in subdifferential and normal cone constructions. These estimates in turn lead to the existence of a three point inequality, as we will soon see. For example, if f is a ρ -weakly convex function, then the inequality

$$(3.1) \quad f(y) \geq f(x) + \langle v, y - x \rangle - \frac{\rho}{2}\|y - x\|^2, \quad \text{holds for all } x, y \in \mathbb{R}^d, v \in \partial f(x).$$

Likewise, the normal cone of a proximally smooth set enjoys a similarly uniform estimate, as the following result shows. The details can be found in [18].

LEMMA 3.1 (Proximally smooth sets). *Consider an R -proximally smooth set \mathcal{X} . The following are true.*

1. **(Lipschitz projector)** *For any real $r \in (0, R)$ the estimate holds:*

$$\|\text{proj}_{\mathcal{X}}(x) - \text{proj}_{\mathcal{X}}(y)\| \leq \frac{R}{R-r}\|x - y\| \quad \forall x, y \in U_{\mathcal{X}}(r).$$

2. **(Uniform normal inequality)** *For any point $x \in \mathcal{X}$ and a normal $v \in N_{\mathcal{X}}(x)$, the inequality*

$$(3.2) \quad \langle v, y - x \rangle \leq \frac{\|v\|}{2R} \cdot \|y - x\|^2 \quad \text{holds for all } y \in \mathcal{X}.$$

With the uniformity properties in hand, we turn to the *three point inequality*: a key tool in the complexity analysis of algorithms for convex optimization. Namely,

consider a convex function f , a convex set \mathcal{X} , and an arbitrary point x . Then the point $\hat{x} = \operatorname{argmin}_{y \in \mathcal{X}} f(y) + \frac{\beta}{2} \|y - x\|^2$ satisfies the estimate:

$$\frac{\beta}{2} \|y - \hat{x}\|^2 \leq \left(f(y) + \frac{\beta}{2} \|y - x\|^2 \right) - \left(f(\hat{x}) + \frac{\beta}{2} \|x - \hat{x}\|^2 \right) \quad \forall y \in \mathcal{X}.$$

Indeed, this estimate is a direct consequence of strong convexity of $f + \frac{\beta}{2} \|\cdot - x\|^2$ and convexity of \mathcal{X} . More generally, one can replace the square Euclidean norm with a Bregman divergence and maintain a similar inequality; see e.g. [10, 16, 38, 43]. We will see in Lemma 3.3 that when f is weakly convex and \mathcal{X} is proximally smooth, a three point inequality is still valid—an essential ingredient of the forthcoming results. We first record the following lemma, which we will routinely use in the sequel. We omit the proof since it follows directly from definitions.

LEMMA 3.2. *Consider a function $g: \mathbb{R}^d \rightarrow \mathbb{R}$ that is L -Lipschitz continuous on a set $\mathcal{X} \subseteq \mathbb{R}^d$. Then for any point $x \in \mathcal{X}$, every point $\hat{x} \in \operatorname{argmin}_{y \in \mathcal{X}} \left\{ g(y) + \frac{\beta}{2} \|x - y\|^2 \right\}$ satisfies the estimate $\|\beta(x - \hat{x})\| \leq 2L$.*

LEMMA 3.3 (Three-point inequality). *Let $f: \mathbb{R}^d \rightarrow \mathbb{R}$ be a ρ -weakly convex function and let $\mathcal{X} \subseteq \mathbb{R}^d$ be an R -proximally smooth set. Suppose that there exists $L > 0$ such that f is L -Lipschitz continuous on some neighborhood U of \mathcal{X} . Fix a real $\beta > \rho + \frac{3L}{R}$, a point $x \in U$, and define the point $\tilde{x} := \operatorname{argmin}_{y \in \mathcal{X}} f(y) + \frac{\beta}{2} \|y - x\|^2$. Then for any point $y \in U$, the following inequality holds:*

$$f(y) - f(\tilde{x}) \geq \frac{\beta - \rho - \frac{3L}{R}}{2} \|y - \tilde{x}\|^2 + \frac{\beta}{2} \|x - \tilde{x}\|^2 - \frac{\beta}{2} \|y - x\|^2.$$

Proof. Appealing to Lemma 3.1(2), we deduce $\langle w, y - z \rangle \leq \frac{\|w\|}{2R} \cdot \|y - z\|^2$, for all $z, y \in \mathcal{X}$ and $w \in N_{\mathcal{X}}(z)$. Adding this estimate to the subgradient inequality (3.1) for f yields

$$(3.3) \quad f(y) \geq f(z) + \langle v + w, y - z \rangle - \frac{1}{2} \left(\rho + \frac{\|w\|}{R} \right) \|y - z\|^2 \quad \forall z, y \in \mathcal{X}, v \in \partial f(z).$$

Now set $z := \tilde{x}$ and note the equality $\beta(x - \tilde{x}) = v + w$ for some vectors $v \in \partial f(\tilde{x})$ and $w \in N_{\mathcal{X}}(\tilde{x})$, which follows by first order optimality conditions. Completing the square in the right-hand-side of (3.3) then yields

$$(3.4) \quad f(y) \geq f(\tilde{x}) - \frac{\beta}{2} \|y - x\|^2 + \frac{\beta}{2} \|x - \tilde{x}\|^2 + \frac{(\beta - \rho) - \|w\|/R}{2} \|y - \tilde{x}\|^2.$$

To complete the proof, we upper bound $\|w\|$ using the triangle inequality, $\|w\| \leq \|v\| + \beta \|x - \tilde{x}\| \leq L + \beta \|x - \tilde{x}\| \leq 3L$, where the second inequality follows from Lipschitz continuity of f and last inequality follows from Lemma 3.2. \square

Before passing to our algorithmic framework, we briefly comment on the prevalence of weakly convex functions and proximally smooth sets. First, many sets of practical interest are proximally smooth, including closed convex sets, sublevel sets of weakly convex functions (assuming a constraint qualification [3]), and compact C^2 -submanifolds of \mathbb{R}^d . Weakly convex functions, in turn, are widespread in applications and are typically easy to recognize. One common source to keep in mind is the composite function class, $f(x) := h(c(x))$, where $h: \mathbb{R}^m \rightarrow \mathbb{R}$ is convex and L -Lipschitz

and $c: \mathbb{R}^d \rightarrow \mathbb{R}^m$ is a C^1 -smooth map with β -Lipschitz continuous Jacobian. A quick argument shows that the composite function f is $L\beta$ -weakly convex; for a short argument see e.g. [24, Lemma 4.2]. In particular, a variety of practical problems in statistical signal recovery are weakly convex; see [14, 15, 19, 34] for examples.

4. Main results. Henceforth, we consider the optimization problem

$$(4.1) \quad \min f(x) \quad \text{subject to} \quad x \in \mathcal{X},$$

for some closed function $f: \mathbb{R}^d \rightarrow \mathbb{R}$ that is bounded from below on a closed set $\mathcal{X} \subseteq \mathbb{R}^d$. We will place further assumptions on f and \mathcal{X} shortly.

Similar to the arguments in [19], we base our analysis of algorithms for the problem (4.1) on the following three constructions. Namely, define the *Moreau envelope* and the *proximal map*, respectively, by

$$\mathcal{M}_\lambda(x) = \min_{y \in \mathcal{X}} \left\{ f(y) + \frac{1}{2\lambda} \|y - x\|^2 \right\}, \quad \mathcal{P}_\lambda(x) := \operatorname{argmin}_{y \in \mathcal{X}} \left\{ f(y) + \frac{1}{2\lambda} \|y - x\|^2 \right\},$$

and define the *stationarity measure*:

$$\mathcal{C}_\lambda(x) := \lambda^{-1} \cdot \operatorname{dist}(x, \mathcal{P}_\lambda(x)).$$

As we alluded to in the introduction, the quantity $\mathcal{C}_\lambda(x)$ has an intuitive interpretation in terms of near-stationarity for the target problem (4.1). Namely, fix a point $x \in \mathbb{R}^d$. Then the very definition of the measure $\mathcal{C}_\lambda(x)$ guarantees

$$\left\{ \begin{array}{l} \|\hat{x} - x\| = \lambda \cdot \mathcal{C}_\lambda(x) \\ f(\hat{x}) \leq f(x) \\ \operatorname{dist}(0, \partial(f + \delta_{\mathcal{X}})(\hat{x})) \leq \mathcal{C}_\lambda(x) \end{array} \right\},$$

where $\hat{x} \in \mathcal{P}_\lambda(x)$ is the closest point to x . Thus a small value $\mathcal{C}_\lambda(x)$ implies that x is *near* some point \hat{x} that is *nearly stationary* for the problem. The forthcoming analysis of Algorithms 4.1 and 6.1 will establish a rate at which $\mathcal{C}_\lambda(x_t)$ tends to zero along the iterate sequence $\{x_t\}$. It is worthwhile to mention that if f is weakly convex and \mathcal{X} is proximally smooth, then $\mathcal{C}_\lambda(x_t)$ can be interpreted as the norm of the gradient of the Moreau envelope $\mathcal{M}_\lambda(\cdot)$ when λ is sufficiently large. For the sake of brevity, however, we will not explore this connection further.

4.1. Model-based minimization over proximally smooth sets. In this section, we present an algorithm for the problem (4.1), which directly extends the model-based algorithm in [19] to the setting when the constraint set \mathcal{X} is not convex, but is instead proximally smooth. The procedure, summarized as Algorithm 4.1, assumes access to a family of stochastic models $f_x(\cdot, \xi)$ of the objective function indexed by the base point $x \in \mathcal{X}$ and random elements $\xi \sim P$. In each iteration t , the algorithm samples a stochastic model $f_{x_t}(\cdot, \xi_t)$ of the objective, centered at the current iterate x_t . Then it declares the next iterate x_{t+1} to be the minimizer of the function $f_{x_t}(\cdot, \xi_t) + \frac{\beta_t}{2} \|\cdot - x_t\|^2$ over \mathcal{X} .

Algorithm 4.1 Stochastic Model Based Algorithm**Input:** initialization $x_0 \in \mathbb{R}^d$, a sequence $\beta_t > 0$, and an iteration count $T \in \mathbb{N}$.**Step** $t = 0, \dots, T$:Sample $\xi_t \sim P$

$$(4.2) \quad \text{Choose } x_{t+1} \in \operatorname{argmin}_{x \in \mathcal{X}} \left\{ f_{x_t}(x, \xi_t) + \frac{\beta_t}{2} \|x - x_t\|^2 \right\}$$

The success of Algorithm 4.1 relies not only on the control of the error $\mathbb{E}[f_x(y, \xi) - f(y)]$, but on the regularity of the models f_{x_t} (weak-convexity) and of the constraint set \mathcal{X} (proximal-smoothness). Henceforth, we impose the following assumptions.

ASSUMPTION 1. Fix a probability space (Ω, \mathcal{F}, P) and equip \mathbb{R}^d with the Borel σ -algebra. We assume that there exist real $\mu, \eta, L, R > 0$ satisfying the following properties.

(A1) (**Sampling**) It is possible to generate i.i.d. realizations $\xi_1, \xi_2, \dots \sim P$.

(A2) (**One-sided accuracy**) There is an open set U containing \mathcal{X} and a measurable function $(x, y, \xi) \mapsto f_x(y, \xi)$, defined on $U \times U \times \Omega$, satisfying

$$\mathbb{E}_\xi [f_x(x, \xi)] = f(x) \quad \text{and} \quad \mathbb{E}_\xi [f_x(y, \xi) - f(y)] \leq \frac{\mu}{2} \|y - x\|^2 \quad \forall x, y \in U.$$

(A3) (**Proximal smoothness and weak-convexity**) The set \mathcal{X} is R -proximally smooth and the function $f_x(\cdot, \xi)$ is η -weakly convex $\forall x \in U$, a.e. $\xi \sim P$.

(A4) (**Lipschitz property**) f is L -Lipschitz continuous on \mathcal{X} ; and for all $x \in \mathcal{X}$ and a.e. $\xi \sim P$, the function $f_x(\cdot, \xi)$ is L -Lipschitz continuous on some neighborhood of \mathcal{X} .

The assumptions (A1) – (A4) are almost identical to the ones used in [19], except that \mathcal{X} is not required to be convex, but only proximally smooth. In particular, there is a wide variety of models $f_x(\cdot, \xi)$ one can use within Algorithm 4.1. Table 1 and Figure 1 outline a few possibilities. Properties (A1)-(A3) are verified for the proximal point, subgradient, and prox-linear models in [19, Section 4.3], and they are verified for the clipped subgradient model in [4]. The class of proximally smooth sets is broad and includes all convex sets, sublevel sets of weakly convex functions [3], and compact C^2 -submanifolds of \mathbb{R}^d .

The following theorem summarizes convergence guarantees for Algorithm 4.1 that directly parallel and generalize the results in [19].

THEOREM 4.1 (Convergence guarantees). *Define the constant $\gamma := \eta + \frac{3L}{R}$ and fix a real $\bar{\rho} > \gamma + \mu$ and a stepsize sequence $\beta_t \in (\bar{\rho}, \infty)$. Let $\{x_t\}_{t=0}^T$ be the iterates generated by Algorithm 4.1 and let $t^* \in \{0, \dots, T\}$ be sampled according to the discrete probability distribution $\mathbb{P}(t^* = t) \propto \frac{1}{\beta_t - \eta - \frac{3L}{R}}$. Then the point x_{t^*} satisfies the estimate:*

$$\mathbb{E}[\mathcal{C}_{1/\bar{\rho}}(x_{t^*})^2] \leq \frac{\bar{\rho}(f(x_0) - \min_{\mathcal{X}} f) + \frac{\bar{\rho}^2 L^2}{2} \cdot \sum_{t=0}^T \frac{1}{\beta_t(\beta_t - \gamma)}}{\sum_{t=0}^T \frac{\bar{\rho} - \gamma - \mu}{\beta_t - \gamma}}.$$

In particular, if Algorithm 6.1 sets $\bar{\rho} = 2(\eta + \mu + \frac{3L}{R})$ and $\beta_t = \max \left\{ \gamma, \sqrt{\frac{\bar{\rho} L^2 (T+1)}{2\Delta}} \right\}$,

for some real $\Delta \geq f(x_0) - \min_{\mathcal{X}} f$, then the estimate holds:

$$\mathbb{E}[\mathcal{C}_{1/\bar{\rho}}(x_{t^*})^2] \leq \max \left\{ \frac{\bar{\rho}\Delta}{T+1}, L\sqrt{\frac{2\bar{\rho}\Delta}{T+1}} \right\}.$$

The following section develops a proof of Theorem 4.1 by combining the arguments in [19] with the three-point inequality proved in Lemma 3.3.

4.1.1. Proof of Theorem 4.1. In what follows, we let x_0, \dots, x_t and ξ_0, \dots, ξ_t be the iterates and random elements generated by Algorithm 6.1. We will use the shorthand \mathbb{E}_t to denote the expectation conditioned on ξ_0, \dots, ξ_{t-1} . We begin with a key one-step improvement lemma.

LEMMA 4.2 (One-step improvement). *Fix a real $\bar{\rho} > 0$, define the constant $\gamma := \eta + \frac{3L}{R}$ and a stepsize sequence $\beta_t > \gamma$. Then for every iterate t and any proximal point $\hat{x}_t \in \mathcal{P}_{1/\bar{\rho}}(x_t)$, the estimate holds:*

$$(4.3) \quad \mathbb{E}_t [\|\hat{x}_t - x_{t+1}\|^2] \leq \frac{\beta_t + \mu - \bar{\rho}}{\beta_t - \gamma} \|\hat{x}_t - x_t\|^2 + \frac{L^2}{\beta_t(\beta_t - \gamma)}.$$

Proof. Fix an index t , and choose a proximal point $\hat{x}_t \in \mathcal{P}_{1/\bar{\rho}}(x_t)$. Appealing to Lemma 3.3 with $f_{x_t}(\cdot, \xi_t)$ in place of f , and with $x = x_t$ and $y = \hat{x}_t$, we deduce

$$(4.4) \quad \begin{aligned} \mathbb{E}_t \left[\frac{\beta_t - \gamma}{2} \|\hat{x}_t - x_{t+1}\|^2 + \frac{\beta_t}{2} \|x_t - x_{t+1}\|^2 - \frac{\beta_t}{2} \|\hat{x}_t - x_t\|^2 \right] \\ \leq \mathbb{E}_t [f_{x_t}(\hat{x}_t, \xi_t) - f_{x_t}(x_{t+1}, \xi_t)] \\ \leq \mathbb{E}_t [f_{x_t}(\hat{x}_t, \xi_t) - f_{x_t}(x_t, \xi_t)] + L\mathbb{E}_t [\|x_t - x_{t+1}\|] \end{aligned}$$

$$(4.5) \quad \leq f(\hat{x}_t) - f(x_t) + \frac{\mu}{2} \|\hat{x}_t - x_t\|^2 + L\mathbb{E}_t [\|x_t - x_{t+1}\|]$$

$$(4.6) \quad \leq \frac{\mu - \bar{\rho}}{2} \|\hat{x}_t - x_t\|^2 + L\mathbb{E}_t [\|x_t - x_{t+1}\|],$$

where (4.4) uses (A4), the estimate (4.5) uses (A2), and (4.6) follows from the definition of \hat{x}_t as the proximal point. Setting $\delta = \sqrt{\mathbb{E}[\|x_t - x_{t+1}\|^2]}$ and rearranging yields

$$\begin{aligned} \mathbb{E}_t \left[\frac{\beta_t - \gamma}{2} \|\hat{x}_t - x_{t+1}\|^2 \right] &\leq \frac{\beta_t + \mu - \bar{\rho}}{2} \|\hat{x}_t - x_t\|^2 + L\delta - \frac{\beta_t}{2} \delta^2 \\ &\leq \frac{\beta_t + \mu - \bar{\rho}}{2} \|\hat{x}_t - x_t\|^2 + \frac{L^2}{2\beta_t}, \end{aligned}$$

where the last inequality follows from maximizing the expression $L\delta - \frac{\beta_t}{2}\delta^2$ in $\delta \in \mathbb{R}$. This completes the proof of the lemma. \square

The convergence guarantees now quickly follow.

Proof of Theorem 4.1. Fix an iteration t and a point $\hat{x}_t \in \mathcal{P}_{1/\bar{\rho}}(x_t)$. Then using the definition of the Moreau envelope and appealing to Lemma 4.2, we deduce

$$\begin{aligned} \mathbb{E}_t [\mathcal{M}_{1/\bar{\rho}}(x_{t+1})] &\leq \mathbb{E}_t \left[f(\hat{x}_t) + \frac{\bar{\rho}}{2} \cdot \|x_{t+1} - \hat{x}_t\|^2 \right] \\ &\leq f(\hat{x}_t) + \frac{\bar{\rho}}{2} \left[\|\hat{x}_t - x_t\|^2 + \left(\frac{\beta_t + \mu - \bar{\rho}}{\beta_t - \gamma} - 1 \right) \|\hat{x}_t - x_t\|^2 + \frac{L^2}{\beta_t(\beta_t - \gamma)} \right] \\ &= \mathcal{M}_{1/\bar{\rho}}(x_t) - \frac{\bar{\rho} - \gamma - \mu}{\bar{\rho}(\beta_t - \gamma)} \mathcal{C}_{1/\bar{\rho}}(x_t)^2 + \frac{\bar{\rho}L^2}{2\beta_t(\beta_t - \gamma)}. \end{aligned}$$

Taking expectations, iterating the inequality, and using the tower rule yields:

$$\sum_{t=0}^T \frac{\bar{\rho} - \gamma - \mu}{\beta_t - \gamma} \mathbb{E}[\mathcal{C}_{1/\bar{\rho}}(x_t)^2] \leq \bar{\rho}(\mathcal{M}_{1/\bar{\rho}}(x_0) - \min \mathcal{M}_{1/\bar{\rho}}) + \frac{\bar{\rho}^2 L^2}{2} \cdot \sum_{t=0}^T \frac{1}{\beta_t(\beta_t - \gamma)}.$$

Dividing through by $\sum_{t=0}^T \frac{\bar{\rho} - \gamma - \mu}{\beta_t - \gamma}$ and recognizing the left side as $\mathbb{E}[\mathcal{C}_{1/\bar{\rho}}(x_{t^*})^2]$ completes the proof. \square

5. Set-approximations. One deficiency of Algorithm 4.1 is that even if the models $f_x(\cdot, \xi)$ are convex, the subproblems (4.2) could be nonconvex, since \mathcal{X} is a nonconvex set. In Section 6, we will generalize Algorithm 4.1 by allowing one to replace \mathcal{X} in the subproblem (4.2) by a close approximation. To this end, we introduce the following definition.

DEFINITION 5.1 (Set-approximation). Consider a set $\mathcal{X} \subset \mathbb{R}^d$ and a collection of sets $\mathcal{X}_x \subset \mathbb{R}^d$ and functions $\mathcal{R}_x: \mathcal{X}_x \rightarrow \mathcal{X}$, indexed by points $x \in \mathbb{R}^d$. We say that the collection $\{(\mathcal{X}_x, \mathcal{R}_x)\}_{x \in \mathcal{X}}$ is a *set approximation of \mathcal{X} with parameters $(R, \tau_1, r_1, \tau_2, r_2)$* if the following conditions hold:

(i) **(Accuracy)** For every $x \in \mathcal{X}$, the set \mathcal{X}_x is R -proximally smooth and satisfies

$$(5.1) \quad \text{dist}(y, \mathcal{X}_x) \leq \frac{\tau_1}{2} \|x - y\|^2 \quad \forall y \in \mathcal{X} \cap \mathbb{B}(x, r_1).$$

(ii) **(Retraction)** For every $x \in \mathcal{X}$, the mapping \mathcal{R}_x satisfies

$$\|y - \mathcal{R}_x(y)\| \leq \frac{\tau_2}{2} \|x - y\|^2 \quad \forall y \in \mathcal{X}_x \cap \mathbb{B}(x, r_2).$$

Thus, assumption (i) asserts that \mathcal{X}_x is an outer approximation of \mathcal{X} up to quadratic error, while assumption (ii) asserts that \mathcal{R}_x restores feasibility, while deviating from the identity map by at most a quadratic error. The conditions are symmetric when \mathcal{R}_x is the projection onto \mathcal{X} .

We next discuss two illustrative examples of set approximations: tangent space approximations of Riemannian manifolds and inner approximations to sublevel sets of nonsmooth functions.

5.1. Riemannian manifolds. State and prove a theorem. As the first example, suppose that $\mathcal{X} \subset \mathbb{R}^d$ is a compact C^∞ -smooth manifold, with Riemannian metric induced by the Euclidean inner-product. There are two natural set-approximations for such sets. First, it is well-known that \mathcal{X} is itself R -proximally smooth for some $R > 0$. Therefore we may simply use $\mathcal{X}_x = \mathcal{X}$ as the set approximation. In this case, we may set $\mathcal{R}_x = \text{Id}$, $r_1 = r_2 = \infty$, and $\tau_1 = \tau_2 = 0$ in assumptions (i) and (ii). Notice that the subproblems solved by Algorithm 6.1 are typically not convex for any β_t . Consequently, it may be more convenient to choose the tangent space approximations $\mathcal{X}_x = x + T_{\mathcal{X}}(x)$. Then any retraction in the sense of manifold optimization [2] automatically satisfies (ii) for some τ_2 and r_2 . For example, one may set \mathcal{R}_x to be the nearest point projection from $x + T_{\mathcal{X}}(x)$ onto \mathcal{X} . Moreover it is straightforward to see that (i) also holds automatically for some τ_1 and r_1 . We provide a quick proof sketch for completeness.

LEMMA 5.2. *If $\mathcal{X} \subset \mathbb{R}^d$ is a compact C^∞ -smooth manifold, then property (i) holds for the set approximations $\mathcal{X}_x = x + T_{\mathcal{X}}(x)$ for some $r_1, \tau_1 > 0$.*

Proof. Fix a point $\bar{x} \in \mathcal{X}$. By compactness, it suffices to verify (5.1) just around \bar{x} for some $r_1, \tau_1 > 0$, which may depend on \bar{x} . To this end, there exists a neighborhood

U around \bar{x} such that the projection map $\text{proj}_{\mathcal{X}}(\cdot)$ is C^∞ -smooth on U , and its derivative at \bar{x} is the orthogonal projection onto the $T_{\mathcal{X}}(\bar{x})$. The inverse function theorem therefore guarantees that the restriction $\mathcal{P}: \mathcal{X}_{\bar{x}} \rightarrow \mathcal{X}$ of $\text{proj}_{\mathcal{X}}(\cdot)$ is a local C^∞ -diffeomorphism around the origin. Consequently for all $z \in \mathcal{X}_{\bar{x}}$ near \bar{x} , we have

$$\mathcal{P}(z) = \mathcal{P}(\bar{x}) + \text{proj}_{T_{\mathcal{X}}(\bar{x})}(z - \bar{x}) + O(\|z - \bar{x}\|^2) = z + O(\|z - \bar{x}\|^2).$$

In other words, we have verified that \mathcal{P} satisfies the retraction property (ii) on a neighborhood of \bar{x} . Consequently for all $x \in \mathcal{X}$ near \bar{x} , we may set $z = \mathcal{P}^{-1}(x)$ and deduce $x = \mathcal{P}^{-1}(x) + O(\|P^{-1}(x) - P^{-1}(\bar{x})\|^2) = \mathcal{P}^{-1}(x) + O(\|x - \bar{x}\|^2)$. Therefore $\text{dist}(x, \mathcal{X}_{\bar{x}}) = O(\|x - \bar{x}\|^2)$. Hence (5.1) holds around \bar{x} for some $r_1, \tau_1 > 0$. \square

Notice that the subproblems solved by Algorithm 6.1 are convex for sufficiently large β_t and are therefore globally solvable. In particular, when equipped with the subgradient models in Table 3, Algorithm 6.1 becomes a stochastic Riemannian sub-gradient method.

5.2. Functional constraints. In this example, we assume that the constraint set \mathcal{X} is a sublevel set

$$\mathcal{X} = [g \leq 0],$$

where $g: \mathbb{R}^d \rightarrow \mathbb{R} \cup \{\infty\}$ is a closed function. Approximations of the set \mathcal{X} naturally arise from approximations of the function g . Namely suppose that for each $x \in \mathcal{X}$, we have a convex function $g_x: \mathbb{R}^d \rightarrow \mathbb{R} \cup \{\infty\}$ that is a two-sided model of g , meaning

$$|g_x(y) - g(y)| \leq \frac{\gamma}{2} \|y - x\|^2 \quad \forall y \in \mathbb{R}^d,$$

where $\gamma > 0$ is a constant independent of x . Then we may define the set approximations

$$\mathcal{X}_x := \left\{ y : g_x(y) + \frac{\gamma}{2} \|y - x\|^2 \leq 0 \right\}.$$

Typical examples of such two-sided models and the induced set approximations are summarized in Table 3 and Figure 3, illustrating that one may also model multiple inequalities $g_i \leq 0$ for $i = 1, \dots, m$ with a single constraint function, namely $g = \max_{i=1, \dots, m} g_i$. Such approximations have a computational benefit, since they never require us to project onto \mathcal{X} . Indeed, since the inclusion $\mathcal{X}_x \subseteq \mathcal{X}$ clearly holds, the condition (ii) holds with the identity retraction $\mathcal{R}_x = \text{Id}$.

In the remainder of the section, we will verify condition (i). Our strategy is as follows. First consider a point x with $g(x) \ll 0$. Then intuitively, one should be able to fit a small neighborhood $\mathbb{B}(x, r_1) \cap \mathcal{X}$ completely inside \mathcal{X}_x . Consequently (5.1) will hold with $\tau_1 = 0$. This argument breaks down wherever $g(x)$ is arbitrarily close to zero, since the radius r_1 would have to become arbitrarily small. Therefore, one has to consider the boundary behavior separately. To this end, as is standard when working with functional constraints, we will assume a qualification condition (5.2), which essentially guarantees that the constraint region $[g \leq r]$ behaves in a Lipschitz manner relative to perturbations of the right side $r \approx 0$. In particular, when the constraint set \mathcal{X} is cut out by smooth nonlinear inequalities, property (5.2) reduces to the classical Mangasarian-Fromovitz Constraint Qualification (MFCQ).

THEOREM 5.3 (Positive slope implies (5.1)). *Suppose that there are constants $\kappa > 0$ and $\alpha < 0 < \beta$ such that the condition holds:*

$$(5.2) \quad \text{dist}(0, \partial g(x)) \geq \frac{1}{\kappa} \quad \forall x \in [\alpha < g \leq \beta].$$

Suppose moreover that g is L -Lipschitz continuous on the tube $U_{\mathcal{X}}(\epsilon) \cap \text{dom}(g)$ for some $\epsilon > 0$. Choose a constant

$$\delta < \min \left\{ \frac{\epsilon}{3}, \frac{\beta}{2L}, \frac{1}{14\gamma\kappa}, \frac{L}{\gamma} \left(\sqrt{1 - \frac{\alpha\gamma}{2L^2}} - 1 \right) \right\}.$$

Then the estimate (5.1) holds with $\tau_1 = 2\gamma\kappa$ and $r_1 = \min \left\{ \frac{\delta}{2}, \sqrt{\frac{\beta - 2L\delta}{\gamma}}, \sqrt{\frac{\delta}{8\kappa\gamma}} \right\}$.

The following section develops a proof of Theorem 5.3. The argument uses standard variational analytic techniques based on error bounds, but is somewhat technical; the reader can safely skip it upon first reading.

5.2.1. Proof of Theorem 5.3. Henceforth, let $r^+ := \max\{0, r\}$ denote the positive part of any real $r \in \mathbb{R}$. For each $x \in \mathbb{R}^d$, we define the function

$$G_x(y) := g_x(y) + \frac{\gamma}{2} \|y - x\|^2.$$

Note the equality $\mathcal{X}_x = [G_x \leq 0]$. We begin with the following key lemma, which gives a minimal sufficient condition for establishing (5.1). It shows that a local error bound property, which asserts a Lipschitz-like behavior of sublevel sets $[G_{\bar{x}}(\cdot) \leq r]$ with respect to r , implies a local estimate (5.1) around a base point.

LEMMA 5.4 (Error bound for models implies (5.1)). *Fix a point $\bar{x} \in \mathcal{X}$ and suppose that there exist $\kappa, r, \epsilon > 0$ such that the local error bound holds:*

$$(5.3) \quad \text{dist}(y, [G_{\bar{x}} \leq 0]) \leq \kappa \cdot [G_{\bar{x}}(y)]^+, \quad \forall y \in B(\bar{x}, \epsilon) \cap [G_{\bar{x}} \leq r].$$

Then the inequality holds:

$$\text{dist}(y, \mathcal{X}_{\bar{x}}) \leq \gamma\kappa \cdot \|y - \bar{x}\|^2 \quad \forall y \in \mathcal{X} \cap \mathbb{B}(\bar{x}, \delta),$$

where we define the radius $\delta := \min\{\epsilon, \sqrt{r/\gamma}\}$.

Proof. Consider a point $y \in \mathcal{X} \cap \mathbb{B}(\bar{x}, \delta)$. Observe

$$G_{\bar{x}}(y) = g_{\bar{x}}(y) + \frac{\gamma}{2} \|y - \bar{x}\|^2 \leq g(y) + \gamma \|y - \bar{x}\|^2 \leq \gamma\delta^2 \leq r.$$

Thus y lies in $\mathbb{B}(\bar{x}, \epsilon) \cap [G_{\bar{x}} \leq r]$. Appealing to the assumption (5.3), we conclude

$$\text{dist}(y, \mathcal{X}_{\bar{x}}) = \text{dist}(y, [G_{\bar{x}} \leq 0]) \leq \kappa \cdot [G_{\bar{x}}(y)]^+ \leq \gamma\kappa \|y - \bar{x}\|^2.$$

This completes the proof. \square

While it shows that sharp growth of the model function $G_{\bar{x}}$ implies (5.1), the deficiency of Lemma 5.4 is that the key error bound assumption (5.3) is stated in terms of the models $G_{\bar{x}}$ and not in terms of original function g . Therefore, our goal is now to develop conditions on g itself that ensure (5.3). To do this, we follow a two step argument. First, we show (5.3) follows whenever the subgradients of $G_{\bar{x}}$ have sufficiently large norm in a small shell outside \mathcal{X}_x , a condition akin to (5.2). Then we show that (5.2) implies the aforementioned condition on the subgradients of $G_{\bar{x}}$.

Turning to the the first step, we must lower bound $\text{dist}(0, \partial G_{\bar{x}}(y))$ for y near \bar{x} . This quantity in turn may equivalently be stated in terms of the *slope*: for any function $h: \mathbb{R}^d \rightarrow \mathbb{R} \cup \{\infty\}$ and any point $x \in \text{dom } h$, we define the slope

$$|\nabla h|(x) := \limsup_{y \rightarrow x} \frac{(h(x) - h(y))^+}{\|x - y\|}.$$

To see the relation, observe that if h is weakly convex, then the slope reduces to

$$|\nabla h|(x) = \text{dist}(0, \partial h(x)),$$

since directional derivative of h is the support function of the subdifferential ∂h . The slope is well-known to be closely related with the error bound property. For example, the following lemma provides a slope-based sufficient condition for an error bound to hold at a single point.

LEMMA 5.5 (Slope and one-point error bound [32, Basic Lemma, Ch. 1]). *Consider a closed function $h: \mathbb{R}^d \rightarrow \mathbb{R} \cup \{\infty\}$. Fix a point $\bar{x} \in \text{dom } h$ and assume there are constants $\alpha, \kappa, \epsilon > 0$ satisfying $0 \leq h(\bar{x}) - \alpha < \epsilon/\kappa$ and such that*

$$|\nabla h|(x) \geq \frac{1}{\kappa} \quad \text{for all } x \in \mathbb{B}(\bar{x}, \epsilon) \cap [\alpha < h \leq h(\bar{x})].$$

Then the estimate, $\text{dist}(\bar{x}, [h \leq \alpha]) \leq \kappa(h(\bar{x}) - \alpha)$, holds.

From this one-point error bound, we can now easily establish a slope-based sufficient condition for an error bound to hold on a ball. We provide a short proof for completeness.

COROLLARY 5.6 (Slope and a local error bound). *Consider a closed function $h: \mathbb{R}^d \rightarrow \mathbb{R} \cup \{\infty\}$ and fix a point $\bar{x} \in \text{dom } h$. Assume there are constants $\alpha, \beta, \kappa, \epsilon > 0$ satisfying $0 < \beta - \alpha < \frac{\epsilon}{2\kappa}$ and such that*

$$(5.4) \quad |\nabla h|(x) \geq \frac{1}{\kappa} \quad \text{for all } x \in \mathbb{B}(\bar{x}, \epsilon) \cap [\alpha < h \leq \beta].$$

Then the estimate

$$\text{dist}(x, [h \leq \alpha]) \leq \kappa(h(x) - \alpha)^+ \quad \text{holds for all } x \in \mathbb{B}(\bar{x}, \epsilon/2) \cap [h \leq \beta].$$

Proof. Observe first that for any $x \in [h \leq \alpha]$, the estimate $\text{dist}(x, [h \leq \alpha]) \leq \kappa(h(x) - \alpha)^+$ holds trivially. Therefore, we may only focus on an arbitrary point $y \in \mathbb{B}(\bar{x}, \epsilon/2) \cap [\alpha < h \leq \beta]$. Let us verify the assumptions of Lemma 5.5 with \bar{x} replaced by y and ϵ replaced by $\epsilon/2$. To this end, consider an arbitrary point $x \in \mathbb{B}(y, \epsilon/2) \cap [\alpha < h \leq h(y)]$. Then clearly x lies in $\mathbb{B}(\bar{x}, \epsilon) \cap [\alpha < h \leq \beta]$, and therefore $|\nabla h|(x) \geq \frac{1}{\kappa}$ holds by (5.4). Moreover, observe $0 < h(y) - \alpha \leq \beta - \alpha < \frac{\epsilon/2}{\kappa}$. An application of Lemma 5.5 therefore guarantees $\text{dist}(y, [h \leq \alpha]) \leq \kappa(h(y) - \alpha)^+$. The proof is complete. \square

Taking Corollary 5.6, together with Lemma 5.4 yields sufficient conditions for (5.1) based on the subdifferential of $G_{\bar{x}}(y)$.

COROLLARY 5.7 (Nondegenerate slope for the models implies (5.1)). *Fix a point $\bar{x} \in \mathcal{X}$. Assume there are constants $r, \kappa, \epsilon > 0$ satisfying $0 < r < \frac{\epsilon}{2\kappa}$ and such that*

$$(5.5) \quad |\nabla G_{\bar{x}}|(y) \geq \frac{1}{\kappa} \quad \text{for all } y \in \mathbb{B}(\bar{x}, \epsilon) \cap [0 < G_{\bar{x}} \leq r].$$

Then the inequality holds:

$$\text{dist}(y, \mathcal{X}_{\bar{x}}) \leq \gamma\kappa \cdot \|y - \bar{x}\|^2 \quad \forall y \in \mathcal{X} \cap \mathbb{B}(\bar{x}, \nu),$$

where we define the radius $\nu := \min\{\epsilon/2, \sqrt{r/\gamma}\}$.

Turning to the second step of our argument, we now determine conditions on the slope of g that imply the lower bound (5.5) on the slope for the model $G_{\bar{x}}(\cdot)$. To this end, we will require the following result (a special case of [21, Theorem 6.1]) that compares the subdifferentials of g and $G_{\bar{x}}$.

LEMMA 5.8 (Slope comparison [21, Theorem 6.1]). *Fix a point $\bar{x} \in \mathbb{R}^d$ and an arbitrary constant $\lambda > 0$. Then for every point $y_1 \in \mathbb{R}^d$ and subgradient $v_1 \in \partial G_{\bar{x}}(y_1)$, there exists another point $y_2 \in \mathbb{R}^d$ satisfying*

$$\|y_1 - y_2\| \leq 2\lambda \quad \text{and} \quad \text{dist}(v_1, \partial g(y_2)) \leq \frac{\gamma \|y_1 - \bar{x}\|^2}{\lambda} + 2\gamma \|y_2 - \bar{x}\|.$$

Using Lemma 5.8, we can pass from a lower bounds on $\text{dist}(0, \partial g(y))$ to a lower bound on $\text{dist}(0, \partial G_{\bar{x}}(y))$.

COROLLARY 5.9 (Slope of the objective and the models). *Fix an arbitrary point $\bar{x} \in \mathbb{R}^d$ and suppose that there are constants $\epsilon, \kappa > 0$ and $\alpha < 0 < \beta$ such that the condition holds:*

$$(5.6) \quad \text{dist}(0, \partial g(x)) \geq \frac{1}{\kappa} \quad \text{for all } x \in \mathbb{B}(\bar{x}, \epsilon) \cap [\alpha < g \leq \beta].$$

Suppose that g is L -Lipschitz continuous on the ball $\mathbb{B}(\bar{x}, \epsilon) \cap \text{dom}(g)$. Choose a constant

$$\delta < \min \left\{ \frac{\epsilon}{3}, \frac{\beta}{2L}, \frac{1}{14\gamma\kappa}, \frac{L}{\gamma} \left(\sqrt{1 - \frac{\alpha\gamma}{L^2}} - 1 \right) \right\}.$$

Then the estimate holds:

$$\text{dist}(0, \partial G_{\bar{x}}(y)) \geq \frac{1}{2\kappa} \quad \text{for all } y \in \mathbb{B}(\bar{x}, \delta) \cap [\ell < G_{\bar{x}} \leq u],$$

where the constants $u := \beta - 2L\delta$ and $\ell := \alpha + \gamma\delta^2 + 2L\delta$ satisfy $\ell < 0 < u$.

Proof. The inequalities $\ell < 0 < u$ are immediate from the definition of δ . Fix now a point $y_1 \in \mathbb{B}(\bar{x}, \delta) \cap [\ell < G_{\bar{x}} \leq u]$ and a subgradient $v_1 \in \partial G_{\bar{x}}(y_1)$ of minimal norm. Applying Lemma 5.8 with $\lambda := \delta$ guarantees that there exists a point $y_2 \in \mathbb{R}^d$ satisfying

$$\|y_1 - y_2\| \leq 2\delta \quad \text{and} \quad \text{dist}(v_1, \partial g(y_2)) \leq \frac{\gamma \|y_1 - \bar{x}\|^2}{\delta} + 2\gamma \|y_2 - \bar{x}\|.$$

In particular, we deduce

$$\|y_2 - \bar{x}\| \leq \|y_1 - y_2\| + \|y_1 - \bar{x}\| \leq 3\delta < \epsilon.$$

It follows that y_1 and y_2 both lie in $\mathbb{B}(\bar{x}, \epsilon)$. Using Lipschitz continuity of g on this ball, we deduce

$$g(y_2) \leq g(y_1) + L\|y_1 - y_2\| \leq u + 2L\delta = \beta,$$

and

$$g(y_2) \geq g(y_1) - L\|y_1 - y_2\| \geq G_{\bar{x}}(y_1) - \gamma \|y_1 - \bar{x}\|^2 - L\|y_1 - y_2\| > \ell - \gamma\delta^2 - 2L\delta = \alpha.$$

Therefore, the inclusion $y_2 \in \mathbb{B}(\bar{x}, \epsilon) \cap [\alpha < g \leq \beta]$ holds. Using (5.6), we deduce

$$\begin{aligned} \kappa^{-1} &\leq \text{dist}(0, \partial g(y_2)) \leq \|v_1\| + \text{dist}(v_1, \partial g(y_2)) \\ &\leq \|v_1\| + \frac{\gamma \|y_1 - \bar{x}\|^2}{\delta} + 2\gamma \|y_2 - \bar{x}\| \\ &\leq \|v_1\| + 7\gamma\delta. \end{aligned}$$

Rearranging yields, $\text{dist}(0, \partial G_{\bar{x}}(y_1)) = \|v_1\| \geq \kappa^{-1} - 7\gamma\delta > \frac{1}{2\kappa}$, as claimed. \square

We are now ready for the proof of Theorem 5.3.

Proof of Theorem 5.3. As in Corollary 5.9, define $u := \min\{\beta - 2L\delta, \frac{\delta}{8\kappa}\}$ and $\ell := \alpha + \gamma\delta^2 + 2L\delta$ and note $\ell < 0 < u$. Fix an arbitrary point $\bar{x} \in [\ell < g \leq 0]$. Then Corollary 5.9 yields the estimate:

$$\text{dist}(0, \partial G_{\bar{x}}(y)) \geq \frac{1}{2\kappa} \quad \text{for all } y \in \mathbb{B}(\bar{x}, \delta) \cap [\ell < G_{\bar{x}} \leq u],$$

Taking into account $0 < u < \frac{\delta}{4\kappa}$, Corollary 5.7 immediately guarantees

$$\text{dist}(y, \mathcal{X}_{\bar{x}}) \leq 2\gamma\kappa \cdot \|y - \bar{x}\|^2 \quad \forall y \in \mathcal{X} \cap \mathbb{B}(\bar{x}, r_1).$$

Next, fix a point $\bar{x} \in [g \leq \ell]$. Then for every point $y \in \mathcal{X} \cap \mathbb{B}(\bar{x}, r_1)$, we compute

$$\begin{aligned} G_{\bar{x}}(y) &\leq g(y) + \gamma\|y - \bar{x}\|^2 \leq g(\bar{x}) + L\|y - \bar{x}\| + \gamma\|y - \bar{x}\|^2 \\ &\leq \ell + Lr_1 + \gamma r_1^2 \\ &\leq \alpha + \gamma\delta^2 + 2L\delta + L\delta + \gamma\delta^2 \leq 0. \end{aligned}$$

We conclude $\text{dist}(y, \mathcal{X}_{\bar{x}}) = 0$. The proof is complete. \square

6. Retracted model-based algorithm. In this section, we generalize Algorithm 4.1 by allowing one to replace \mathcal{X} in the subproblem (4.2) by a close approximation. Namely, the algorithm we propose (Algorithm 6.1) will use three building blocks: a family of stochastic models $f_x(\cdot, \xi)$ of the objective function, a family of proximally smooth sets \mathcal{X}_x that approximate \mathcal{X} near x , and a retraction operation $\mathcal{R}_x: \mathcal{X}_x \rightarrow \mathcal{X}$ that restores feasibility. Thus in each iteration t , Algorithm 6.1 forms both a proximally smooth approximation \mathcal{X}_{x_t} of the original constraint and a stochastic model $f_{x_t}(\cdot, \xi_t)$ of the objective function, centered at the current iterate x_t . The procedure then computes a minimizer \tilde{x}_t of the function $f_{x_t}(\cdot, \xi_t) + \frac{\beta}{2}\|\cdot - x_t\|^2$ over \mathcal{X}_{x_t} and retracts it back to \mathcal{X} , thereby defining the next iterate $x_{t+1} = \mathcal{R}_{x_t}(\tilde{x}_t)$.

Algorithm 6.1 Retracted Stochastic Model Based Algorithm

Input: initialization $x_0 \in \mathbb{R}^d$, a sequence $\beta_t > 0$, and an iteration count $T \in \mathbb{N}$.

Step $t = 0, \dots, T$:

Sample $\xi_t \sim P$

Choose $\tilde{x}_t \in \underset{x \in \mathcal{X}_x}{\text{argmin}} \left\{ f_{x_t}(x, \xi_t) + \frac{\beta_t}{2}\|x - x_t\|^2 \right\}$

Set $x_{t+1} = \mathcal{R}_{x_t}(\tilde{x}_t)$

The success of Algorithm 6.1, unsurprisingly, relies on the approximation quality of both the stochastic models f_{x_t} and the set approximations \mathcal{X}_{x_t} . Henceforth, we impose the following assumptions.

ASSUMPTION 2. Fix a probability space (Ω, \mathcal{F}, P) and equip \mathbb{R}^d with the Borel σ -algebra. We assume that there exist real $\eta, \mu, L, R, \tau_1, \tau_2, r_1, r_2 \in \mathbb{R}$ satisfying the following properties.

(B1) (**Sampling**) It is possible to generate i.i.d. realizations $\xi_1, \xi_2, \dots \sim P$.

- (B2) **(One-sided accuracy)** There is an open set U containing \mathcal{X} and a measurable function $(x, y, \xi) \mapsto f_x(y, \xi)$, defined on $U \times U \times \Omega$, satisfying

$$\mathbb{E}_\xi [f_x(x, \xi)] = f(x) \quad \text{and} \quad \mathbb{E}_\xi [f_x(y, \xi) - f(y)] \leq \frac{\mu}{2} \|y - x\|^2 \quad \forall x, y \in U.$$

- (B3) **(Weak-convexity)** The function $f_x(\cdot, \xi)$ is η -weakly convex $\forall x \in U$, a.e. $\xi \sim P$.

- (B4) **(Set approximation)** There exists a collection $\{(\mathcal{X}_x, \mathcal{R}_x)\}_{x \in \mathcal{X}}$ that is a set approximation of \mathcal{X} with parameters $(R, \tau_1, r_1, \tau_2, r_2)$.

- (B6) **(Lipschitz property)** f is L -Lipschitz continuous on \mathcal{X} ; and for all $x \in \mathcal{X}$ and a.e. $\xi \sim P$, the function $f_x(\cdot, \xi)$ is L -Lipschitz continuous on some neighborhood of \mathcal{X}_x .

The following theorem—the main result of this work—summarizes convergence guarantees for Algorithm 6.1.

THEOREM 6.1 (Convergence guarantees). *Without loss of generality, suppose $r_1 < R$ and define the constants $\nu := \frac{R}{2(R-r_1)^2}$ and $\gamma := \eta + 3L\nu$. Fix a real $\bar{\rho} > \max\{\frac{2L}{r_1}, \gamma + \mu + 3\tau_1 L\}$ and a sequence $\beta_t > \max\{\frac{2L}{r_2}, \gamma\}$. Let $\{x_t\}_{t=0}^T$ be the iterates generated by Algorithm 6.1 and let $t^* \in \{0, \dots, T\}$ be sampled according to the discrete probability distribution $\mathbb{P}(t^* = t) \propto \frac{1}{\beta_t - \eta - \frac{3LR}{2(R-r_1)^2}}$. Then x_{t^*} satisfies the estimate:*

$$\mathbb{E}_t [\mathcal{C}_{1/\bar{\rho}}(x_{t^*})^2] \leq \frac{2\bar{\rho}(f(x_0) - \min_{\mathcal{X}} f) + \bar{\rho}^2 L^2 \sum_{t=0}^T a_t}{\sum_{t=0}^T \frac{\bar{\rho} - \gamma - \mu - 3\tau_1 L}{\beta_t - \gamma}},$$

where we define

$$a_t := \frac{1}{\beta_t(\beta_t - \gamma)} + \frac{8\tau_2 L(\bar{\rho}^{-1} + \beta_t^{-1})}{\beta_t^2} + \frac{4\tau_2^2 L^2}{\beta_t^4}.$$

In particular, if we set $\beta_t = \gamma + \frac{\sqrt{T+1}}{\alpha}$ for some positive $\alpha < \frac{r_2}{2L - \gamma r_2}$, then it holds:

$$\begin{aligned} \mathbb{E}_t [\mathcal{C}_{1/\bar{\rho}}(x_{t^*})^2] &\leq \frac{2\bar{\rho}(f(x_0) - \min_{\mathcal{X}} f)}{\alpha(\bar{\rho} - \gamma - \mu - 3\tau_1 L)\sqrt{T+1}} \\ &\quad + \frac{\alpha\bar{\rho}^2 L^2}{\bar{\rho} - \gamma - \mu - 3\tau_1 L} \left[\frac{1 + \tau_2 L(\bar{\rho}^{-1} + \frac{\alpha}{\sqrt{T+1}})}{\sqrt{T+1}} + \frac{4\alpha^2 \tau_2^2 L^2}{(T+1)^{3/2}} \right]. \end{aligned}$$

The following section develops a proof of Theorem 6.1.

6.1. Proof of Theorem 6.1. The proof parallels that of Theorem 4.1. The main technical difficulty is that we will need to modify the three point inequality slightly in order to take into account the presence of retractions. In what follows, we let x_0, \dots, x_t and ξ_0, \dots, ξ_t be the iterates and random elements generated by Algorithm 6.1. We will use the shorthand \mathbb{E}_t to denote the expectation conditioned on ξ_0, \dots, ξ_{t-1} . We begin with a key one-step improvement lemma.

The main part of the analysis is an analogue of the one-step decrease Lemma 4.2; this is the content of the following lemma. Throughout, without loss of generality, we assume $r_1 \leq R$.

LEMMA 6.2 (One-step improvement). *Fix an index t and choose $\hat{x}_t \in \mathcal{P}_{1/\bar{\rho}}(x)$. Then the estimate holds:*

$$(6.1) \quad \mathbb{E}_t [\|\hat{x}_t - x_{t+1}\|^2] \leq \frac{\beta + \mu + 3\tau_1 L - \bar{\rho}}{\beta - \gamma} \|x_t - \hat{x}_t\|^2 + L^2 a_t.$$

Proof. Since the statement of the theorem is independent of x_0, \dots, x_{t-1} , we will simplify the notation by dropping the index t in $x_t, \tilde{x}_t, \hat{x}_t, \xi_t, \mathbb{E}_t, a_t$ and setting $x^+ := x_{t+1}$. By the definition of \tilde{x} , there exist vectors $v \in \partial f_x(\tilde{x}, \xi)$ and $w \in N_{\mathcal{X}_x}(\tilde{x})$ satisfying $\beta(x - \tilde{x}) = v + w$. Using Lemma 3.2 and Lipschitz continuity of $f_x(\cdot, \xi)$ yields the estimate $\|w\| \leq 3L$. Fix any $y \in \mathcal{X} \cap \mathbb{B}(x, r_1)$. We then deduce

$$(6.2) \quad \begin{aligned} \langle w, y - \tilde{x} \rangle &= \langle w, (y - \text{proj}_{\mathcal{X}_x}(y)) \rangle + \langle w, \text{proj}_{\mathcal{X}_x}(y) - \tilde{x} \rangle \\ &\leq \|w\| \cdot \text{dist}(y, \mathcal{X}_x) + \frac{\|w\|}{2R} \cdot \|\text{proj}_{\mathcal{X}_x}(y) - \tilde{x}\|^2 \end{aligned}$$

$$(6.3) \quad \leq \frac{\|w\|\tau_1}{2} \|y - x\|^2 + \frac{\|w\|\nu}{2} \|y - \tilde{x}\|^2,$$

where (6.2) follows from the Cauchy-Schwarz inequality and from Lemma 3.1, while (6.3) follows from (B4) and Lemma 3.1. Adding this estimate to the subgradient inequality for $f_x(\cdot, \xi)$ and completing the square, we conclude for all $y \in \mathcal{X} \cap \mathbb{B}(x, r_1)$ the bound:

$$(6.4) \quad \begin{aligned} f_x(y, \xi) &\geq f_x(\tilde{x}, \xi) + \langle v + w, y - \tilde{x} \rangle - \frac{\eta + \|w\|\nu}{2} \|y - \tilde{x}\|^2 - \frac{\|w\|\tau_1}{2} \|y - x\|^2 \\ &\geq f_x(\tilde{x}, \xi) + \langle \beta(x - \tilde{x}), y - \tilde{x} \rangle - \frac{\eta + \|w\|\nu}{2} \|y - \tilde{x}\|^2 - \frac{\|w\|\tau_1}{2} \|y - x\|^2 \\ &= f_x(\tilde{x}, \xi) + \frac{\beta}{2} [\|x - \tilde{x}\|^2 + \|y - \tilde{x}\|^2 - \|x - y\|^2] \\ &\quad - \frac{\eta + \|w\|\nu}{2} \|y - \tilde{x}\|^2 - \frac{\|w\|\tau_1}{2} \|y - x\|^2. \end{aligned}$$

Lemma 3.2 implies $\|\hat{x} - x\| \leq \frac{2L}{\bar{\rho}} \leq r_1$. Hence, setting $y = \hat{x}$ in (6.4) yields:

$$(6.5) \quad \mathbb{E} \left[\frac{\beta - \gamma}{2} \|\hat{x} - \tilde{x}\|^2 + \frac{\beta}{2} \|x - \tilde{x}\|^2 - \frac{\beta + \|w\|\tau_1}{2} \|x - \hat{x}\|^2 \right]$$

$$(6.6) \quad \leq \mathbb{E} [f_x(\hat{x}, \xi) - f_x(\tilde{x}, \xi)] \\ \leq \mathbb{E} [f_x(\hat{x}, \xi) - f_x(x, \xi)] + L\mathbb{E} [\|x - \tilde{x}\|]$$

$$(6.7) \quad \leq f(\hat{x}) - f(x) + L\mathbb{E} [\|x - \tilde{x}\|] + \frac{\mu}{2} \|x - \hat{x}\|^2$$

$$(6.7) \quad \leq \frac{\mu - \bar{\rho}}{2} \|x - \hat{x}\|^2 + L\sqrt{\mathbb{E} [\|x - \tilde{x}\|^2]},$$

where (6.5) uses (B6), the estimate (6.6) uses (B2), and (6.7) uses the definition of \hat{x} as the proximal point. Rearranging and setting $\delta := \sqrt{\mathbb{E} [\|x - \tilde{x}\|^2]}$ yields the bound:

$$(6.8) \quad \begin{aligned} \frac{\beta - \gamma}{2} \mathbb{E} [\|\hat{x} - \tilde{x}\|^2] &\leq \frac{\beta + \tau_1\|w\| + \mu - \bar{\rho}}{2} \|x - \hat{x}\|^2 + L\delta - \frac{\beta}{2} \delta^2 \\ &\leq \frac{\beta + \tau_1\|w\| + \mu - \bar{\rho}}{2} \|x - \hat{x}\|^2 + \frac{L^2}{2\beta}, \end{aligned}$$

where the last inequality follows by maximizing the expression $L\delta - \frac{\beta}{2}\delta^2$ over $\delta \in \mathbb{R}$. To complete the proof, we will use the following estimate.

CLAIM 6.3. *The estimate holds: $\|\hat{x} - x_+\|^2 \leq \|\hat{x} - \tilde{x}\|^2 + \frac{8\tau_2 L^3}{\beta^2} (\bar{\rho}^{-1} + \beta^{-1}) + \frac{4\tau_2^2 L^4}{\beta^4}$.*

Proof. Using Lemma 3.2, we deduce $\|\tilde{x} - x\| \leq 2L/\beta \leq r_2$. In addition, we have

$$\|\tilde{x} - x_+\| = \|\tilde{x} - \mathcal{R}_x(\tilde{x})\| \leq \frac{\tau_2}{2} \|\tilde{x} - x\|^2 \leq \frac{2\tau_2 L^2}{\beta^2}.$$

Using the triangle inequality, we deduce $\|\hat{x} - x_+\| \leq \|\hat{x} - \tilde{x}\| + \frac{2\tau_2 L^2}{\bar{\rho}^2}$. Squaring both sides, we get

$$\|\hat{x} - x_+\|^2 \leq \|\hat{x} - \tilde{x}\|^2 + \frac{4\tau_2 L^2}{\beta^2} \|\hat{x} - \tilde{x}\| + \frac{4\tau_2^2 L^4}{\beta^4}.$$

Taking into account the estimate $\|\hat{x} - \tilde{x}\| \leq \|\hat{x} - x\| + \|x - \tilde{x}\| \leq 2L/\bar{\rho} + 2L/\beta$, completes the proof. \square

Combining Claim 6.3 with the estimate (6.8), we compute

$$\begin{aligned} \mathbb{E} [\|\hat{x} - x_+\|^2] &\leq \mathbb{E} [\|\hat{x} - \tilde{x}\|^2] + \frac{8\tau_2 L^3 (\bar{\rho}^{-1} + \beta^{-1})}{\beta^2} + \frac{4\tau_2^2 L^4}{\beta^4} \\ &\leq \frac{\beta + \tau_1 \|w\| + \mu - \bar{\rho}}{\beta - \gamma} \|x - \hat{x}\|^2 + L^2 a \end{aligned}$$

Bounding $\|w\| \leq 3L$ completes the proof of (6.1). \square

The convergence guarantees now quickly follow.

Proof of Theorem 6.1. Fix an iteration t and a point $\hat{x}_t \in \mathcal{P}_{1/\bar{\rho}}(x_t)$. Then using the definition of the Moreau envelope and appealing to Lemma 6.2, we deduce

$$\begin{aligned} \mathbb{E}_t[\mathcal{M}_{1/\bar{\rho}}(x_{t+1})] &\leq \mathbb{E}_t \left[f(\hat{x}_t) + \frac{\bar{\rho}}{2} \cdot \|x_{t+1} - \hat{x}_t\|^2 \right], \\ &\leq f(\hat{x}_t) + \frac{\bar{\rho}}{2} \left[\|\hat{x}_t - x_t\|^2 + \left(\frac{\beta + \mu + 3\tau_1 L - \bar{\rho}}{\beta - \gamma} - 1 \right) \|\hat{x}_t - x_t\|^2 + L^2 a_t \right] \\ &= \mathcal{M}_{1/\bar{\rho}}(x_t) - \frac{\bar{\rho} - \gamma - \mu - 3\tau_1 L}{2\bar{\rho}(\beta_t - \gamma)} \mathcal{C}_{1/\bar{\rho}}(x_t)^2 + \frac{\bar{\rho} L^2 a_t}{2}. \end{aligned}$$

Taking expectations, iterating the inequality, and using the tower rule yields:

$$\sum_{t=0}^T \frac{\bar{\rho} - \gamma - \mu - 3\tau_1 L}{\beta_t - \gamma} \mathbb{E}[\mathcal{C}_{1/\bar{\rho}}(x_t)^2] \leq 2\bar{\rho}(\mathcal{M}_{1/\bar{\rho}}(x_0) - \min \mathcal{M}_{1/\bar{\rho}}) + \bar{\rho}^2 L^2 \cdot \sum_{t=0}^T a_t.$$

Dividing through by $\sum_{t=0}^T \frac{\bar{\rho} - \gamma - \mu - 3\tau_1 L}{\beta_t - \gamma}$ and recognizing the left side as $\mathbb{E}[\mathcal{C}_{1/\bar{\rho}}(x_{t^*})^2]$ completes the proof. \square

Conclusion. In this work, we presented a wide class of algorithms for minimizing weakly convex functions over proximally smooth sets and proved finite sample efficiency guarantees. The developed procedure allows one to mix approximations of both the objective function and the constraints within each iteration. We discussed consequences for stochastic nonsmooth optimization over Riemannian manifolds (leading to Riemannian analogues of stochastic subgradient, proximal point, and prox-linear algorithms) and over sets cut out by nonlinear inequalities.

REFERENCES

- [1] P.-A. ABSIL AND S. HOSSEINI, *A collection of nonsmooth riemannian optimization problems*, in *Nonsmooth Optimization and Its Applications*, Springer, 2019, pp. 1–15.
- [2] P.-A. ABSIL, R. MAHONY, AND R. SEPULCHRE, *Optimization algorithms on matrix manifolds*, Princeton University Press, 2009.
- [3] S. ADLY, F. NACRY, AND L. THIBAULT, *Preservation of prox-regularity of sets with applications to constrained optimization*, *SIAM Journal on Optimization*, 26 (2016), pp. 448–473.
- [4] H. ASI AND J. C. DUCHI, *The importance of better models in stochastic optimization*, arXiv preprint arXiv:1903.08619, (2019).

- [5] H. ASI AND J. C. DUCHI, *Stochastic (approximate) proximal point methods: Convergence, optimality, and adaptivity*, SIAM Journal on Optimization, 29 (2019), pp. 2257–2290.
- [6] D. AZÉ AND J.-N. CORVELLEC, *Characterizations of error bounds for lower semicontinuous functions on metric spaces*, ESAIM Control Optim. Calc. Var., 10 (2004), pp. 409–425.
- [7] M. BACÁK, R. BERGMANN, G. STEIDL, AND A. WEINMANN, *A second order nonsmooth variational model for restoring manifold-valued images*, SIAM Journal on Scientific Computing, 38 (2016), pp. A567–A597.
- [8] M. BALASHOV, B. POLYAK, AND A. TREMBA, *Gradient projection and conditional gradient methods for constrained nonconvex minimization*, arXiv preprint arXiv:1906.11580, (2019).
- [9] M. BALASHOV AND A. TREMBA, *Error bound conditions and convergence of optimization methods on smooth and proximally smooth manifolds*, arXiv preprint arXiv:1912.04660, (2019).
- [10] A. BECK AND M. TEOULLE, *A fast iterative shrinkage-thresholding algorithm for linear inverse problems*, SIAM J. Imaging Sci., 2 (2009), pp. 183–202.
- [11] D. BOOB, Q. DENG, AND G. LAN, *Stochastic first-order methods for convex and nonconvex functional constrained optimization*, arXiv preprint arXiv:1908.02734, (2019).
- [12] P. B. BORCKMANS, S. E. SELVAN, N. BOUMAL, AND P.-A. ABSIL, *A riemannian subgradient algorithm for economic dispatch with valve-point effect*, Journal of Computational and Applied Mathematics, 255 (2014), pp. 848–866.
- [13] C. CARTIS, N. I. GOULD, AND P. L. TOINT, *On the complexity of finding first-order critical points in constrained nonlinear optimization*, Mathematical Programming, 144 (2014), pp. 93–106.
- [14] V. CHARISOPOULOS, Y. CHEN, D. DAVIS, M. DÍAZ, L. DING, AND D. DRUSVYATSKIY, *Low-rank matrix recovery with composite optimization: good conditioning and rapid convergence*, arXiv preprint arXiv:1904.10020, (2019).
- [15] V. CHARISOPOULOS, D. DAVIS, M. DÍAZ, AND D. DRUSVYATSKIY, *Composite optimization for robust blind deconvolution*, arXiv preprint arXiv:1901.01624, (2019).
- [16] G. CHEN AND M. TEOULLE, *Convergence analysis of a proximal-like minimization algorithm using bregman functions*, SIAM Journal on Optimization, 3 (1993), pp. 538–543.
- [17] S. CHEN, S. MA, A. MAN-CHO SO, AND T. ZHANG, *Proximal gradient method for nonsmooth optimization over the stiefel manifold*, SIAM Journal on Optimization, 30 (2020), pp. 210–239.
- [18] F. CLARKE, R. STERN, AND P. WOLENSKI, *Proximal smoothness and the lower- C^2 property*, J. Convex Anal., 2 (1995), pp. 117–144.
- [19] D. DAVIS AND D. DRUSVYATSKIY, *Stochastic model-based minimization of weakly convex functions*, SIAM Journal on Optimization, 29 (2019), pp. 207–239.
- [20] D. DAVIS, D. DRUSVYATSKIY, AND V. CHARISOPOULOS, *Stochastic algorithms with geometric step decay converge linearly on sharp functions*, arXiv preprint arXiv:1907.09547, (2019).
- [21] D. DAVIS, D. DRUSVYATSKIY, AND C. PAQUETTE, *The nonsmooth landscape of phase retrieval*, arXiv preprint arXiv:1711.03247, (2017).
- [22] D. DAVIS AND B. GRIMMER, *Proximally guided stochastic subgradient method for nonsmooth, nonconvex problems*, SIAM Journal on Optimization, 29 (2019), pp. 1908–1930.
- [23] G. DE CARVALHO BENTO, J. X. DA CRUZ NETO, AND P. R. OLIVEIRA, *A new approach to the proximal point method: convergence on general riemannian manifolds*, Journal of Optimization Theory and Applications, 168 (2016), pp. 743–755.
- [24] D. DRUSVYATSKIY AND C. PAQUETTE, *Efficiency of minimizing compositions of convex functions and smooth maps*, Mathematical Programming, 178 (2019), pp. 503–558.
- [25] J. C. DUCHI AND F. RUAN, *Stochastic methods for composite and weakly convex optimization problems*, SIAM Journal on Optimization, 28 (2018), pp. 3229–3259.
- [26] F. FACCHINEI, V. KUNGURTSEV, L. LAMPARIELLO, AND G. SCUTARI, *Ghost penalties in nonconvex constrained optimization: Diminishing stepsizes and iteration complexity*, arXiv preprint arXiv:1709.03384, (2017).
- [27] H. FEDERER, *Curvature measures*, Transactions of the American Mathematical Society, 93 (1959), pp. 418–491.
- [28] O. FERREIRA AND P. OLIVEIRA, *Proximal point algorithm on riemannian manifolds*, Optimization, 51 (2002), pp. 257–270.
- [29] P. GROHS AND S. HOSSEINI, *ε -subgradient algorithms for locally lipschitz functions on riemannian manifolds*, Advances in Computational Mathematics, 42 (2016), pp. 333–360.
- [30] S. HOSSEINI, W. HUANG, AND R. YOUSEFPOUR, *Line search algorithms for locally lipschitz functions on riemannian manifolds*, SIAM Journal on Optimization, 28 (2018), pp. 596–619.
- [31] S. HOSSEINI AND A. USCHMAJEV, *A Riemannian gradient sampling algorithm for nonsmooth optimization on manifolds*, SIAM Journal on Optimization, 27 (2017), pp. 173–189.

- [32] A. IOFFE, *Metric regularity and subdifferential calculus*, Uspekhi Mat. Nauk, 55 (2000), pp. 103–162.
- [33] X. LI, S. CHEN, Z. DENG, Q. QU, Z. ZHU, AND A. M. C. SO, *Nonsmooth optimization over stiefel manifold: Riemannian subgradient methods*, arXiv preprint arXiv:1911.05047, (2019).
- [34] X. LI, Z. ZHU, A. M.-C. SO, AND R. VIDAL, *Nonconvex robust low-rank matrix recovery*, arXiv preprint arXiv:1809.09237, (2018).
- [35] Q. LIN, R. MA, AND Y. XU, *Inexact proximal-point penalty methods for non-convex optimization with non-convex constraints*, arXiv preprint arXiv:1908.11518, (2019).
- [36] R. MA, Q. LIN, AND T. YANG, *Proximally constrained methods for weakly convex optimization with weakly convex constraints*, arXiv preprint arXiv:1908.01871, (2019).
- [37] B. MORDUKHOVICH, *Variational Analysis and Generalized Differentiation I: Basic Theory*, Grundlehren der mathematischen Wissenschaften, Vol 330, Springer, Berlin, 2006.
- [38] Y. NESTEROV, *Gradient methods for minimizing composite functions*, Mathematical Programming, 140 (2013), pp. 125–161.
- [39] J. NOCEDAL AND S. WRIGHT, *Numerical optimization*, Springer Series in Operations Research and Financial Engineering, Springer, New York, second ed., 2006.
- [40] J.-P. PENOT, *Calculus without derivatives*, vol. 266 of Graduate Texts in Mathematics, Springer, New York, 2013.
- [41] R. POLIQUIN AND R. ROCKAFELLAR, *Prox-regular functions in variational analysis*, Transactions of the American Mathematical Society, 348 (1996), pp. 1805–1838.
- [42] R. ROCKAFELLAR AND R.-B. WETS, *Variational Analysis*, Grundlehren der mathematischen Wissenschaften, Vol 317, Springer, Berlin, 1998.
- [43] M. TEBoulLE, *A simplified view of first order methods for optimization*, Mathematical Programming, 170 (2018), pp. 67–96.
- [44] X. WANG, S. MA, AND Y.-X. YUAN, *Penalty methods with stochastic approximation for stochastic nonlinear programming*, Mathematics of Computation, 86 (2017), pp. 1793–1820.
- [45] T. YANG, *Advancing non-convex and constrained learning: Challenges and opportunities*, AI Matters, 5 (2019), p. 2939.