



Article submitted to journal

Subject Areas:Statistical Physics, Computer Fluid
Dynamics**Keywords:**Lattice Boltzmann Method, Collision
Modeling, Galilean Invariance, Linear
Stability**Author for correspondence:**

Christophe Coreixas

e-mail: christophe.coreixas@unige.chImpact of collision models on
the physical properties and
the stability of lattice
Boltzmann methodsC. Coreixas¹, G. Wissocq², B. Chopard¹
and J. Latt¹¹Department of Computer Science, University of
Geneva, 1204 Geneva, Switzerland.²CERFACS, 42 Avenue G. Coriolis, 31057 Toulouse
Cedex, France.

The lattice Boltzmann method (LBM) is known to suffer from stability issues when the collision model relies on the BGK approximation, especially in the zero viscosity limit and for non-vanishing Mach numbers. To tackle this problem, two kinds of solutions were proposed in the literature. They consist in changing either the numerical discretization (finite-volume, finite-difference, spectral-element, etc) of the discrete velocity Boltzmann equation (DVBE), or the collision model. In this work, the latter solution is investigated in details. More precisely, we propose a comprehensive comparison of (static relaxation time based) collision models, in terms of stability, and with preliminary results on their accuracy, for the simulation of isothermal high-Reynolds number flows in the (weakly) compressible regime. It starts by investigating the possible impact of collision models on the macroscopic behavior of stream-and-collide based D2Q9-LBMs, which clarifies the exact physical properties of collision models on LBMs. It is followed by extensive linear and numerical stability analyses, supplemented with an accuracy study based on the transport of vortical structures over long distances. In order to draw conclusions as general as possible, the most common moment spaces (raw, central, Hermite, central Hermite and cumulant), as well as regularized approaches, are considered for the comparative studies. LBMs based on dynamic collision mechanisms (entropic collision, subgrid scale models, explicit filtering, etc) are also briefly discussed.

1. Introduction

The lattice Boltzmann method (LBM) is an efficient numerical solver used to simulate various types of flows and physical phenomena [1]. It gives the space and time evolution of *fictive* particles gathered in V different groups $f_i(\mathbf{x}, \boldsymbol{\xi}_i, t)$ with respect to their propagating speed $\boldsymbol{\xi}_i$, where $i \in \{0, \dots, V-1\}$, and which are located at point (\mathbf{x}, t) . By computing statistical moments of f_i , one then recovers macroscopic quantities of interest for computational fluid mechanics (CFD), namely, density ρ , momentum $\rho \mathbf{u}$ and total energy ρE .

Going into more details, the evolution of these populations f_i is most commonly described through two steps (propagation and collision) that are combined in the widely used stream-and-collide algorithm [2]. The complex collision process is usually simplified using the BGK collision operator, which assumes the relaxation of populations f_i towards their local equilibrium f_i^{eq} in a time τ , as originally proposed by Bhatnagar, Gross and Krook [3]. Despite a great success of the BGK-LBM in various fields of research, this model is well-known to encounter stability issues in the zero-viscosity limit and/or for non-vanishing Mach numbers [1,2]. To alleviate this problem, numerous ideas have been proposed during the past three decades. Roughly speaking, they consist in either changing the numerical discretization, the collision model, or both of them [4,5]. Even if the former approach leads to more stable LBMs, the resulting numerical scheme is less efficient and accurate, as compared to the standard stream-and-collide algorithm [6]. This is the reason why numerous contributions were proposed to derive more stable and accurate collision models, that would eventually be coupled with other numerical discretizations if needed be.

Due to the various degrees of stability improvement induced by the different collision models, researchers tried to find physical interpretations that could explain the stability discrepancies between models. Such an investigation led to several interesting concepts. For example, by applying the collision step in a moment space, the user can control the relaxation of high-order moments – which are not supposed to impact the physics as long as the continuum limit remains valid [7] – and to damp them when needed be, to increase the stability and accuracy of LBMs [8–12]. Interestingly, the relaxation of non-hydrodynamic modes is not restricted to the raw moment space (RM [8,13,14]). Instead, it can be applied to several kinds of statistical quantities such as Hermite moments (HM [15–17]), central moments (CM [18–21]), central Hermite moments (CHM [22,23]) and cumulants (K [24–26]). Finally, the filtering of high-order contributions was also at the center of the derivation of regularization steps in both their standard [27–30] or recursive formulations (RR [31–34]). All the resulting collision models have made it possible to successfully extend the fields of application of the LBM to the low-viscosity regime and to larger compressibility effects. The latter is perfectly illustrated, in the industrial context, by the competitive results obtained with isothermal LBMs, as compared to standard CFD solvers, for the simulation of aeroacoustic phenomena at finite Mach numbers [35].

Up to now, several criteria have been proposed in the literature to help the reader choosing the most appropriate collision model for a targeted simulation. Among them, the concept of Galilean invariance is frequently evoked as an argument of paramount importance for the choice of collision model [18,19,24,25,36–39]. Yet, this fundamental principle seems to have been deflected from its original purpose which was to guide the derivation of LBMs in order to recover the correct macroscopic behavior, and more precisely, to eliminate the velocity-dependent errors observed in the definition of transport coefficients such as kinematic viscosity and thermal diffusivity [8,17,40–46]. Furthermore, previous efforts seem to show that as long as the correct discrete equilibrium form is adopted, then one need not to pay attention to the moment space (used for the collision step) to recover the correct macroscopic behavior whatever the targeted physics [47–52].

Most of the time, the impact of collision models on the stability of LBMs is based on numerical simulations only, and the influence of the scaling used to compute the time step is rarely studied which further restricts the validity of these comparative studies. Consequently, the present work intends to study the stabilization properties of collision models, from a more general viewpoint,

by relying on the concept of linear stability analysis (LSA) which, for example, does not depend on the time step scaling. Usually, the LSA is used to determine the linear stability properties of a given numerical scheme for uniform base flows and assuming a periodic simulation domain. To further include the impact of boundary conditions or grid mesh refinement techniques, one must use more complicated methods [53,54]. In the CFD community, the LSA is most commonly called a von Neumann (or Fourier) analysis owing to the fact that von Neumann was among the first to study the linear stability of numerical schemes used to solve partial differential equations [55]. Even if this analysis cannot quantify the impact of non-linear (de)stabilization mechanisms, it is a *mandatory* step to assess to good behavior of a numerical scheme in terms of both accuracy and robustness [55,56]. When it comes to the LBM community, despite the tremendous number of numerical validations of collision models that have been published up to now, only a few of them rely on the LSA [7–9,11,16,57–75]. In addition, the latter usually present results in a formalism that differs from previous studies (particular assumption on the stability criterion, reduced interval of values for the relaxation time, etc), which prevent any *general* comparison of the (linear) stability of collision models.

Consequently, this paper aims at (1) clarifying the exact physical properties of a given collision model in the continuum limit, and (2) providing general results regarding the linear stability of the most common collision models. Since this kind of stability analysis cannot identify non-linear (de)stabilization mechanisms that might be inherent to collision models, a numerical validation is also conducted to supplement it. The latter is further used as a first quantification of the accuracy properties of the most stable collision models. To help the reader better apprehend these notions, the present work will be restricted to D2Q9-LBMs. Nevertheless, the methodology required to achieve the aforementioned goals will be presented in a systematic manner, so that one will be able to follow the same path for any LBM of interest. All studies are conducted considering isothermal and compressible LBMs in order to provide results as general as possible.

The rest of the paper reads as follows. In Section 2, the impact of the equilibrium on the discrete velocity Boltzmann equation (DVBE) is investigated. The latter allows us to explain the observations that were reported in the literature regarding the effect of collision models on the physical properties of the DVBE in the continuum limit. After recalls on the linear behavior of the Navier-Stokes equations, the influence of the moment space is further investigated through the LSA of the DVBE, where a lattice- and equilibrium-dependent critical Mach number is pointed out (Section 3). It is then proposed in Section 4 to rely on the LSA to quantify the impact of the numerical discretization on the LBM, and on top of that, the impact of the collision model on numerical errors. This is further investigated through the vortex transport by a uniform flow in Section 5. Eventually, conclusions are drawn in Section 6.

For the sake of completeness, the main steps of the LSA are recalled in Appendix A, and technicalities related to collision models of interest are compiled in Appendix B. The latter briefly discuss how moment-space-based collision models can be build on top of the simplest one, namely, the RM-LBM. It is further explained how to obtain the RR approach by recursively computing high-order non-equilibrium HMs in the context of the HM-LBM. Eventually, an example of the spectral sampling induced by coarse grid meshes is proposed in Appendix C.

2. Discrete equilibrium and macroscopic behavior

This work lies in the context of isothermal fluid flow simulations at finite Mach numbers. The macroscopic behavior of that type of flow is described by the isothermal and compressible Navier-Stokes (NS) equations:

$$\begin{aligned}\partial_t \rho + \partial_\alpha (\rho u_\alpha) &= 0, \\ \partial_t (\rho u_\alpha) + \partial_\beta (\rho u_\alpha u_\beta + p \delta_{\alpha\beta}) &= \partial_\beta (\Pi_{\alpha\beta}),\end{aligned}\tag{2.1}$$

where external accelerations were not accounted for. The viscous stress tensor $\Pi_{\alpha\beta}$ is defined by

$$\Pi_{\alpha\beta} = \rho\nu(S_{\alpha\beta} - \frac{2}{D}\partial_\chi u_\chi \delta_{\alpha\beta}) + \rho\nu_b \partial_\chi u_\chi \delta_{\alpha\beta},\tag{2.2}$$

with $S_{\alpha\beta} = \partial_\alpha u_\beta + \partial_\beta u_\alpha$, while ν and ν_b are transport coefficients named kinematic and bulk viscosities respectively. D is the number of physical dimensions, and Greek symbols stand for the physical coordinates x and y . Eventually, the equation of state for ideal gases leads to the thermodynamic relationship between temperature T_0 (which is constant) and the pressure $p = \rho T_0$, hence, closing the set of equations (2.1).

Interestingly, this kind of fluid flow can also be described through the (force-free) discrete velocity Boltzmann equation (DVBE). The latter is a set of V equations, which directly flows from the velocity discretization of the Boltzmann equation, and that governs the evolution of V groups of particles f_i :

$$\forall i \in \{0, \dots, V-1\}, \quad \partial_t f_i + \xi_{i,\alpha} \partial_\alpha f_i = \Omega_{f_i^{neq}}. \quad (2.3)$$

The latter translates the balance between the transport at speed $\xi_{i,\alpha}$ and the collision of V populations f_i , respectively represented by the left- and right-hand-side terms in Eq. (2.3). Following basic rules of the kinetic theory of gases [76], collisions must drive f_i towards its local (discrete) equilibrium f_i^{eq} . This is done here by assuming $\Omega_{f_i^{neq}}$ explicitly depends on the departure from equilibrium $f_i^{neq} = f_i - f_i^{eq}$. In addition, the above methodology is not restricted to the standard BGK operator (named after Bhatnagar, Gross and Krook [3]), but instead, it can also account for more complex collision models [77,78]. The best way to achieve such a goal is to rely only on moments of f_i , or more precisely, moments of f_i^{eq} .

Contrarily to the Boltzmann equation, the DVBE assumes that particles can only propagate in particular directions. The number, norm and orientation of these velocities ξ_i must follow particular rules that depend on the macroscopic behavior of interest [1,2]. Similarly, a number of constraints must be satisfied by the discrete equilibria f_i^{eq} , where the latter is the discrete counterpart of the Maxwell-Boltzmann distribution (or Maxwellian)

$$f^{eq} = \frac{\rho}{(2\pi T_0)^{D/2}} \exp \left[-\frac{(\xi - \mathbf{u})^2}{2T_0} \right], \quad (2.4)$$

with $(p, q) \in \mathbb{N}^2$, and $D = 2$ in the present work. More specifically, the moments of f_i^{eq} must equal those of its continuous counterpart f^{eq} ,

$$\sum_i f_i^{eq} \xi_{i,x}^p \xi_{i,y}^q = M_{pq}^{eq} = M_{pq}^{MB} = \int \xi_x^p \xi_y^q f^{eq} d\xi, \quad (2.5)$$

at least, up to a given order $p + q = N \in \mathbb{N}$ that depends on the physics of interest [79]. To recover the isothermal behavior of the NS equations, up to third-order moments of the Maxwellian must be recovered by the discrete equilibrium. This is explained by the fact that the NS equations (2.1) can be rewritten as

$$\begin{aligned} \partial_t(M_{00}^{eq}) + \partial_x(M_{10}^{eq}) + \partial_y(M_{01}^{eq}) &= 0, \\ \partial_t(M_{10}^{eq}) + \partial_x(M_{20}^{eq}) + \partial_y(M_{11}^{eq}) &= \partial_x(\Pi_{20}) + \partial_y(\Pi_{11}), \\ \partial_t(M_{01}^{eq}) + \partial_x(M_{11}^{eq}) + \partial_y(M_{02}^{eq}) &= \partial_x(\Pi_{11}) + \partial_y(\Pi_{02}), \end{aligned} \quad (2.6)$$

where the diffusive term is further related to equilibrium moments through the Chapman-Enskog expansion [80]

$$\begin{aligned} \Pi_{20} &\propto \partial_t(M_{20}^{eq}) + \partial_x(M_{30}^{eq}) + \partial_y(M_{21}^{eq}), \\ \Pi_{11} &\propto \partial_t(M_{11}^{eq}) + \partial_x(M_{21}^{eq}) + \partial_y(M_{12}^{eq}), \\ \Pi_{02} &\propto \partial_t(M_{02}^{eq}) + \partial_x(M_{12}^{eq}) + \partial_y(M_{03}^{eq}). \end{aligned} \quad (2.7)$$

and the equilibrium moments are

$$\begin{aligned} M_{00}^{eq} &= \rho, \quad M_{10}^{eq} = \rho u_x, \quad M_{20}^{eq} = \rho(u_x^2 + T_0), \quad M_{11}^{eq} = \rho(u_x u_y), \\ M_{30}^{eq} &= \rho(u_x^3 + 3T_0 u_x), \quad M_{21}^{eq} = \rho(u_x^2 + T_0) u_y. \end{aligned} \quad (2.8)$$

M_{02}^{eq} , M_{12}^{eq} and M_{03}^{eq} are obtained by index permutations.

For standard lattices, discrete velocities are defined as $\xi_{i,\alpha} \in \{0, \pm 1\}$ ($\alpha = x$ or y) which leads to the aliasing defect $\xi_{i,\alpha}^3 = \xi_{i,\alpha}$ [2]. In theory, this decreases the accuracy of such velocity discretization to $N = 2$, which corresponds to the isothermal and weakly compressible

regime [79]. Nevertheless, it can be shown that for lattices built through tensor-products of D1Q3 lattices in each space direction (D2Q9 and D3Q27), high-order terms can be accounted for in the definition of the discrete equilibrium. In the context of the D2Q9 velocity discretization, the discrete equilibrium reads [81–83]

$$\begin{aligned} f_{(0,0)}^{eq} &= \frac{1}{\rho} (M_{00}^{eq} - M_{20}^{eq}) (M_{00}^{eq} - M_{02}^{eq}) = M_{00}^{eq} - (M_{20}^{eq} + M_{02}^{eq}) + M_{22}^{eq}, \\ f_{(\sigma,0)}^{eq} &= \frac{1}{2\rho} (\sigma M_{10}^{eq} + M_{20}^{eq}) (M_{00}^{eq} - M_{02}^{eq}) = \frac{1}{2} (\sigma M_{10}^{eq} + M_{20}^{eq} - \sigma M_{12}^{eq} - M_{22}^{eq}), \\ f_{(0,\lambda)}^{eq} &= \frac{1}{2\rho} (M_{00}^{eq} - M_{20}^{eq}) (\lambda M_{01}^{eq} + M_{02}^{eq}) = \frac{1}{2} (\lambda M_{01}^{eq} + M_{02}^{eq} - \lambda M_{21}^{eq} - M_{22}^{eq}), \\ f_{(\sigma,\lambda)}^{eq} &= \frac{1}{4\rho} (\sigma M_{10}^{eq} + M_{20}^{eq}) (\lambda M_{01}^{eq} + M_{02}^{eq}) = \frac{1}{4} (\sigma \lambda M_{11}^{eq} + \sigma M_{12}^{eq} + \lambda M_{21}^{eq} + M_{22}^{eq}). \end{aligned} \quad (2.9)$$

where $(\sigma, \lambda) \in \{\pm 1\}^2$, and $M_{22}^{eq} = M_{20}^{eq} M_{02}^{eq}$. By following this procedure, one can show that the resulting equilibrium populations will satisfy *nine* matching conditions, i.e., for all $p, q \leq 2$. Hence, the above equilibrium states do recover some of the third- and fourth-order moments of the Maxwell-Boltzmann distribution. While fourth-order equilibrium moments do not have any impact on the isothermal macroscopic behavior (but only on the numerical stability [11,12,74,84]), third-order ones are required to recover the correct viscous stress tensor [see Eq. (2.2)]. Indeed, considering the standard second-order equilibrium [by imposing $M_{pq}^{eq} = 0$ for $p + q \geq 3$ in Eq. (2.9)], macroscopic errors related to the viscous stress tensor $\Delta \Pi_{pq}$ are

$$\begin{aligned} \Delta \Pi_{20} &\propto \partial_x (M_{30}^{eq}) + \partial_y (M_{21}^{eq}), \\ \Delta \Pi_{11} &\propto \partial_x (M_{21}^{eq}) + \partial_y (M_{12}^{eq}), \\ \Delta \Pi_{02} &\propto \partial_x (M_{12}^{eq}) + \partial_y (M_{03}^{eq}). \end{aligned} \quad (2.10)$$

whereas accounting for third-order terms (M_{21}^{eq} and M_{12}^{eq}) corrects all non-diagonal terms (which are related to shear phenomena):

$$\Delta \Pi_{20} \propto \partial_x (M_{30}^{eq}), \quad \Delta \Pi_{02} \propto \partial_y (M_{03}^{eq}), \quad (2.11)$$

and $\Delta \Pi_{11} = 0$.

Interestingly, the extended equilibrium populations (2.9) are naturally incorporated in the most sophisticated collision models (cascaded, cumulant, recursive regularized) while the common BGK operator is usually based on the second-order formulation. This seems to be the reason why the better macroscopic behavior of these LBMs was attributed to the use of more “physically sound” collision models, i.e., that better fits, in the asymptotic limit, the isothermal NS equations. Nevertheless, the extended equilibrium (2.9) is not restricted to the latter collision models, but on the contrary, it can be included in the definition of standard (originally second-order) collision models for them to benefit from the inclusion of higher-order velocity terms [5].

Consequently, collision models are not expected to have any impact on the macroscopic behavior of the resulting LBMs, as long as, (1) they are based on the very same equilibrium state, (2) relaxation parameters satisfy the continuum limit required to perform the Chapman-Enskog expansion. If one wants to improve the asymptotic behavior of LBMs in an a priori manner, one must adapt either the discrete equilibrium state or the velocity discretization. This statement obviously extends to LBMs based on collision models with dynamic relaxation frequencies (entropic [85–87], KBC [10], subgrid scale models [88], space filtering [64,89], etc). This is explained by the fact that they either lead to (1) a space- and time-dependent kinematic viscosity $\nu(\mathbf{x}, t)$, or (2) a dynamic relaxation of third- and higher-order *non-equilibrium* moments that should not have any impact on the *isothermal* macroscopic behavior. It is finally worth noting that one could rely on approaches based on velocity dependent relaxation times [45], or even correction terms [24,75,82,90–93], to alleviate the remaining deficiencies of standard velocity discretizations.

3. Linear stability analyses of the DVBE

(a) Motivation

In the previous section, the impact of the equilibrium on the macroscopic behavior was highlighted. Nevertheless, the latter behavior is only one of the properties of the DVBE and its corresponding LBM. Hence, changing the collision model might influence other properties, such as, the (linear) stability of the DVBE. In addition, LBMs based on different collision models do not share similar numerical properties, and some of them turn out to be more robust and accurate than others under given flow conditions [24,94,95]. In order to explain these discrepancies – which cannot be evidenced by only looking at the asymptotic behavior of either the DVBE or its numerical discretization – it is proposed to perform their LSA.

As a reminder, the LSA has been extensively used to investigate the spectral properties of partial differential equations of interest [7,96,97], as well as, the robustness and accuracy of their numerical discretizations [55,98,99]. This kind of stability analysis consists in studying the evolution of perturbations (f'_i in the lattice Boltzmann context) that are injected, as monochromatic plane waves, in the set of linearized equations of interest. In the case of a temporal analysis, this technique leads to a time-advance matrix that contains all the properties of the linearized equations. As an example, looking at the propagation speed (dispersion) and growth rate (dissipation) of these waves, it is then possible to confirm if they follow rules obtained with the linearized NS equations, for a given set of parameters (Ma , ν , ν_b , etc.).

In the context of the linearized DVBE, and as proposed by several authors [7–9,16,65,73], this powerful tool can be used as an extension to standard asymptotic expansions (Chapman-Enskog, Grad, Hilbert, etc), which are only valid in the vanishing wave number limit ($k \rightarrow 0$). It can further be used to check the validity of choices that have been made during the derivation of the DVBE: (1) the velocity discretization, (2) the form of the equilibrium state, and (3) the type of collision model. When it comes to linearized LBMs, Sterling and Chen [57] were among the firsts to apply such analyses to the LBM after linearizing the equilibrium distribution function, as the single nonlinear term involved in the BGK collision model. Later, several authors performed LSA of the LBM, which significantly improved the understanding of its numerical properties and stability limits [8,9,16,58,65,66,73,100]. In addition, a number of works investigated the behavior of collision models operating in a particular moment space (raw [8,59,68], Hermite [9,16,62], central [68,70] and central Hermite [75]) or based on a regularization step [11,74,75,84]. These studies were usually presented in their own framework, and using different methodologies, which prevents any general comparison of the results obtained for each collision model.

Concretely, this work focuses on the temporal LSA in the context of *isothermal* but *compressible* fluid flows. The aim here is to investigate both the physical properties of the DVBE and the numerical properties of every collision model of interest. The latter being re-written in a common framework, a fair comparison is indeed made possible using the extended equilibrium (2.9), so that any effect of a given model can be isolated. Furthermore, analyzing the linear behavior of the DVBE will make it possible to clearly exhibit the effects of the time/space discretization. The exact methodology followed in this work is introduced in Appendix A. All of this is done by studying the time evolution of perturbations superimposed to a uniform mean base flow. At first glance, the uniform base flow assumption might be a bit confusing because such a macroscopic flow is pretty far from realistic ones. Nonetheless, it totally makes sense considering that any realistic flow can actually be decomposed into a mean and a fluctuating part, without any hypothesis. The only assumption arises when neglecting second-order effects in this decomposition, i.e., the linear assumption [Eqs. (A 1) and (A 2)]. This assumption does not prevent the exhibited instabilities to arise in more realistic cases, if nonlinear phenomena (related to high-order terms) do not take the upper hand. This is illustrated, in Section 5, with a very simple testcase: the transport of vortical structures.

Before moving to the results obtained through the LSA of both the DVBE (Section 3(c)) and its numerical discretization (Section 4), let us recall some basic features about the linearized *isothermal* NS equations, which will be used as references.

(b) Hydrodynamic waves

In the linear context, where perturbations have small amplitudes with respect to mean flow quantities, the macroscopic behavior of the *isothermal* and *compressible* NS equations can be fully described through *two* types of characteristic waves [73,84,101]. They are related to the propagation $[\text{Re}(\omega)]$ and the dissipation $[\text{Im}(\omega)]$ of: (1) shear (ω_S) and (2) acoustic (ω_{\pm}) perturbations. Their analytical formulas read as [46,73,101]

$$\text{Re}(\omega_S) = uk, \quad \text{Re}(\omega_{\pm}) = (u \pm c)k, \quad (3.1)$$

and

$$\text{Im}(\omega_S) = -\nu k^2, \quad \text{Im}(\omega_{\pm}) = -\frac{1}{2} \left[\left(\frac{2(D-1)}{D} \nu + \nu_b \right) \right] k^2, \quad (3.2)$$

where c is the mean (Newtonian) speed of sound, and can further be identified as the lattice constant c_s in the present context. It is worth noting that while the above relations are exact for the shear wave, those for acoustic waves are obtained through a truncated Taylor expansion [46]. In addition, it is assumed here that perturbations propagate in the direction of the mean flow (i.e., $\mathbf{u} \cdot \mathbf{k} = uk$) to ease the description of the LSA basic concepts, whereas this assumption will be dropped for the computation of linear stability domains [Section 4(b)].

The *isothermal* NS equations is a set of $(D+1)$ conservation equations. Hence $(D+1)$ characteristic waves fully describe the linear behavior of this set of equations. In the one-dimensional case, these hydrodynamic modes are divided into two acoustic waves. The shear wave, which is linked to transverse velocity perturbations, has no physical meaning in this particular case. For bidimensional flows, one shear wave can further be identified as a solution of the eigenvalue problem. Eventually, three-dimensional flows have their linear behavior fully described by four characteristic waves: two shear waves and two acoustic waves. Regarding now the properties of these waves, the shear wave propagates at the mean flow speed u , whereas forward (+) and backward (−) acoustic waves propagate at $u \pm c$. Furthermore, the attenuation of the shear wave is directly controlled by its diffusivity coefficient ν . Regarding acoustic waves, the attenuation process is divided into two parts: dissipation induced by (i) shear (ν), and (ii) compression/dilation (ν_b).

In the present work, we are interested in 2D *isothermal* and *compressible* LBMs. As a consequence, three characteristic waves (one shear, and two acoustic waves) compose hydrodynamic modes, whereas incompressible LBMs should not recover the two modes related to acoustics. Furthermore, the bulk viscosity is linked to its kinematic counterpart via $\nu_b = (2/D)\nu = \nu$ [102]. Thus, shear and acoustic waves will have the very same attenuation rate $\text{Im}(\omega_{\pm}) = \text{Im}(\omega_S) = -\nu k^2$.

To help the reader understand the behavior of shear and acoustic waves in the Fourier space, the spectral properties of a 2D isothermal gas flow typical of LBMs of interest ($\nu_b = \nu$) are plotted in Fig. 1. The 2D map of the maximal growth rate highlights their isotropic behavior in the Fourier space, meaning that dissipation rates are independent of the direction along which waves propagate. This is also true for the group velocity of each wave. In addition, one can notice that normalized dispersion curves $\text{Re}(\omega)/c$ are linear with respect to the wave number k . Knowing that the propagation speed, or group velocity, is the slope of dispersion curves, one can conclude that hydrodynamic waves propagate at constant speed whatever the value of k , at least, in the limit of vanishing viscosity [46]. When it comes to dissipation rates, they fit a quadratic trend with respect to the wave number ($\text{Im}(\omega)/\nu \propto k^2$) and they are always negative. This means that the dissipation of waves is even more important when their spatial frequency k is high. This translates the fact that viscosity impacts more small vortical structures than bigger ones.

(c) Linear behavior of the D2Q9-DVBE

In what follows, the linear behavior of the D2Q9-DVBE is investigated by solving the eigenvalue problem related to the perturbed equation (A 3). Hence, it is important to understand that V waves will be evolving in the Fourier space, instead of the $D + 1$ waves encountered with the isothermal NS equations. This is because the DVBE, and a fortiori the LBM, is a set of V equations whose linear behavior is entirely linked to V waves. Among them, $D + 1$ modes linked to hydrodynamics will be encountered, while $V - (D + 1)$ non-hydrodynamic waves will also be present in the Fourier space. By comparing modes obtained via the linearization of the DVBE with those resulting from the linearized macroscopic equations, one is then able to investigate potential defects of the DVBE in terms of macroscopic behavior *independently* from the numerical discretization that further leads to the LBM. Hence the LSA of the DVBE aims at providing general

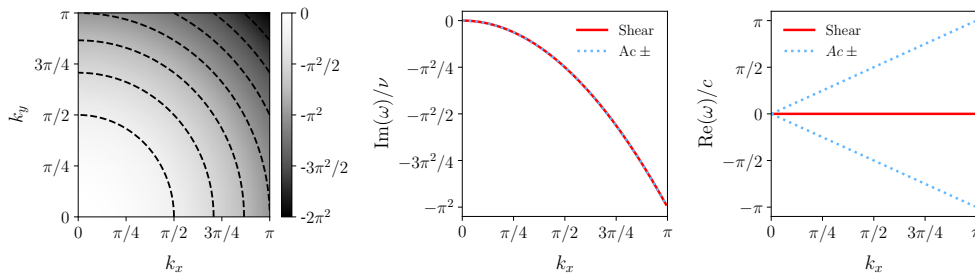


Figure 1. LSA of the isothermal NS equations. From left to right, maximal growth rate $\max[\text{Im}(\omega)/\nu]$, dissipation, and dispersion properties ($k_y = 0$) of a 2D gas flow at rest, with the same characteristics as for isothermal LBMs ($\nu_b = \nu$). For the 2D map, dashed isolines range from $-\pi^2/4$ to $-7\pi^2/4$ with a step of $\pi^2/4$. Expressions of theoretical curves are [73,84,101]: $\text{Im}(\omega_S)/\nu = \text{Im}(\omega_{\pm})/\nu = -k^2$, $\text{Re}(\omega_S)/c = \text{Ma}k$, and $\text{Re}(\omega_{\pm})/c = (\text{Ma} \pm 1)k$, where Ma the mean Mach number.

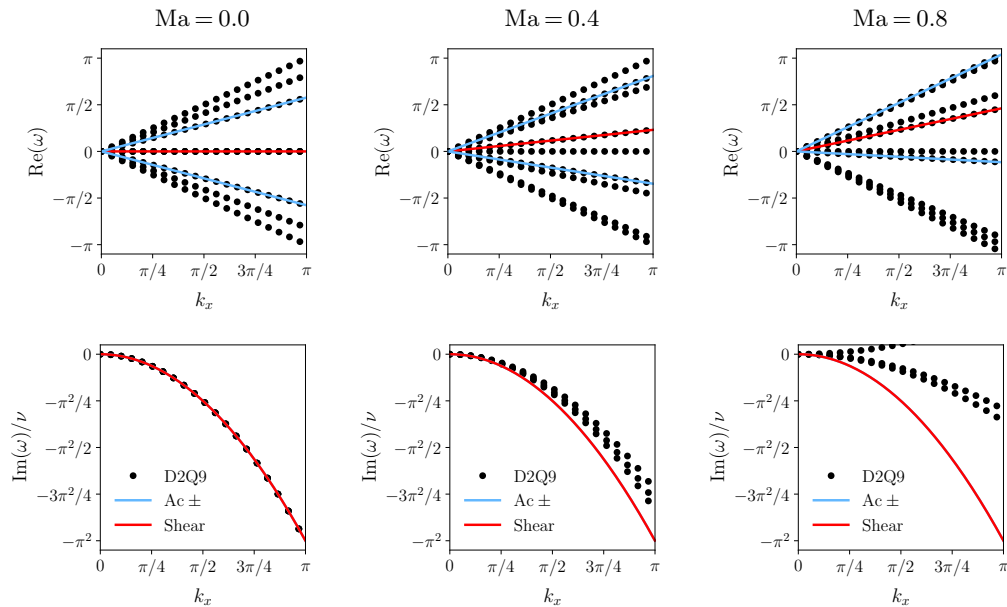


Figure 2. LSA of the D2Q9-BGK-DVBE with a second-order equilibrium ($N = 2$). Impact of the Mach number on dissipation rates (top) and dispersion properties (bottom) for $\nu = 10^{-6}$ and $k_y = 0$.

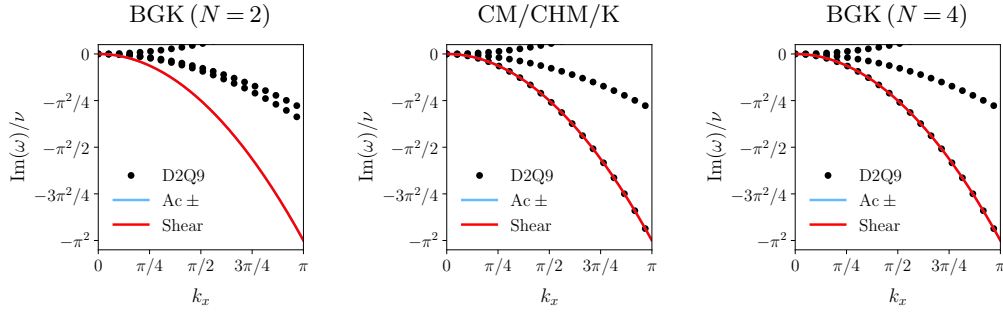


Figure 3. Impact of the moment space on the dissipation rates obtained from the LSA of the D2Q9-DVBE with $\nu = 10^{-6}$, $\text{Ma} = 0.8$ and $k_y = 0$. From left to right, BGK with the standard equilibrium, collision models based on different moment spaces (but a single relaxation time), BGK with extended equilibrium. CM, CHM and K stand for central, central Hermite moment and cumulant based LBM.

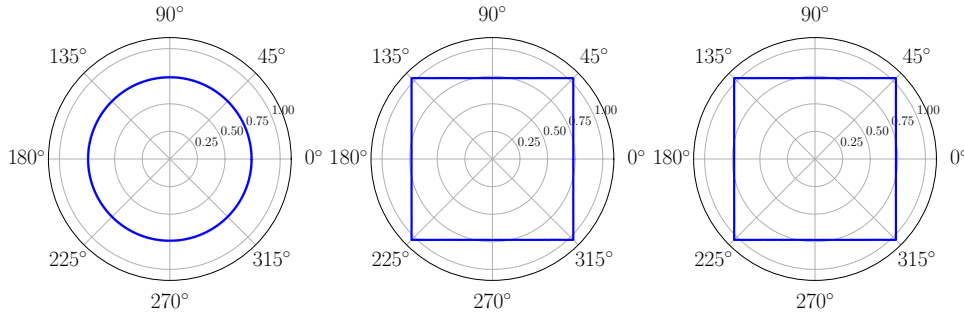


Figure 4. Mach number Ma corresponding to the linear stability limit of the D2Q9-BGK-DVBE, for various angles ϕ of the mean flow and $\nu = 10^{-6}$. Impact of the truncation order of the equilibrium state (2.9): standard second-order, partial third-order and partial fourth-order (from left to right). The critical Mach number is defined as $\text{Ma}_c = \min_{\phi}(\text{Ma})$. For the D2Q9-DVBE based on a polynomial equilibrium, one obtains $\text{Ma}_c = \sqrt{3} - 1 \approx 0.73$ [7,12].

results that do not depend on the numerical discretization adopted (stream-and-collide, finite-volume, etc), and which are not restricted to a particular time step scaling. Hereafter, we will only focus on hydrodynamic modes, but the interested reader is referred to Refs. [9,12,62,73,103] for a detailed investigation of the properties of non-hydrodynamic modes.

Let us start with the D2Q9-BGK-DVBE based on the standard second-order equilibrium, i.e., which is recovered imposing $M_{pq}^{eq} = 0$ if $p + q > 2$ in Eq. (2.9). Its dispersion and dissipation curves are plotted in Fig. 2. From them, it is clear that this model is able to recover the correct macroscopic behavior, in terms of propagation speed and dissipation of shear and acoustic waves, for low values of the Mach number. Nevertheless, deviations in the dissipation rate start appearing for higher values. The latter are related to the famous $\mathcal{O}(\text{Ma}^3)$ errors that are obtained in the definition of the viscous stress tensor [40]. Hence, the LSA of the DVBE is able to capture the weakly compressible deficiency of the D2Q9 velocity discretization, as previously reported for the D3Q19 lattice [65]. Even if it is not investigated in this work, previous studies showed that by adopting higher-order velocity discretizations, the LSA further leads to shear and acoustic waves that do not suffer anymore from compressibility errors [12,84].

If we now consider results obtained with methods that are supposed to restore the Galilean invariance of standard lattices, such as the cascaded and the cumulant based LBM [18,19,24], it seems clear from Fig. 3 that these methods do correct the errors usually observed on the dissipation of shear waves. Nonetheless, this has nothing to do with the moment space used for

the collision step, but instead, this improvement is only due to the extended equilibrium (2.9) that is naturally used with these methods, as proven by the results obtained from the LSA of the BGK-DVBE based on the same extended equilibrium. This misinterpretation results from a common mistake encountered in numerous comparisons of collision models in the literature, where two parameters are changed at the same time: equilibrium and moment space. Consequently, the LSA of the DVBE confirms that moment spaces do not have any impact on the macroscopic behavior of this set of equations, and that only the equilibrium does have an influence in the continuum limit.

It is also worth noting that even with the extended equilibrium (2.9), there are still velocity-dependent errors remaining on the diagonal part of the viscous stress tensor [31,45]. While these errors obviously impact the dissipation of acoustic waves propagating, in a less intuitive way, they also impact the attenuation of shear waves that are not propagating along coordinate axes. Hence, to *correctly assess* the Galilean invariance properties of transport coefficients, one must study the impact of the mean flow orientation (with respect to the grid mesh) on these coefficients [45].

Eventually, since the linearized D2Q9-DVBE shows compressibility errors that act as anti-diffusion, there is a (critical) Mach number Ma_c above which this set of equations becomes linearly unstable. Such an upper limit can be obtained by checking the value of Ma for which at least one of the nine waves has a positive growth rate ($\text{Im}(\omega) > 0$) for a given wavenumber k [55]. For the D2Q9-BGK-DVBE, one ends up with $Ma_c = \sqrt{3} - 1 \approx 0.73$ (for values of ν satisfying the continuum limit assumption), as illustrated in Fig. 4 and further demonstrated in Refs. [7,12]. Interestingly, this upper stability limit can be shown to depend on both the lattice and the type of equilibrium (polynomial, entropic, etc). In addition, it does not seem to be impacted by either the collision model [11,12,74], or the numerical discretization [72].

In what follows, we will further investigate the linear stability domain of LBMs based on collision models considered in our previous work [5], and further recalled in Appendix B. This will allow us to: (1) quantify the impact of collision model on errors introduced during the numerical discretization of the DVBE, and (2) see if the critical Mach number of the DVBE is also an upper limit for LBMs whatever the collision model considered.

4. Sophisticated collision models as a way to improve the linear stability of LBMs?

(a) Numerical discretization

In previous sections, results regarding the asymptotic limit and the linear behavior of the DVBE have been provided before its numerical discretization. Hence, their validity holds whatever the numerical scheme used to solve that set of partial differential equations (provided it is consistent [55]), e.g., stream-and-collide [1,2], finite-difference [47,104–107], finite-volume [108–115], spectral-element discontinuous Galerkin [116–119]. For the sake of fairness, however, it is also important to understand that numerical properties (i.e., stability and accuracy) of LBMs do depend on the collision model. This statement is even more true in the context of the stream-and-collide discretization for which numerical errors appear due to the numerical discretization of the collision term in the DVBE (2.3). To understand why, let us start from the numerical discretization of the DVBE (based on this algorithm), and referred to as LBM:

$$\forall i \in \{0, \dots, V-1\}, \quad f_i(\mathbf{x} + \boldsymbol{\xi}, t+1) - f_i(\mathbf{x}, t) = -\Omega_{ij} f_j^{neq}(\mathbf{x}, t). \quad (4.1)$$

The left-hand-side (convective) term has been discretized using the method of characteristics. In the context of standard lattices, composed of *constant* discrete velocities whose components are *integers* (in lattice units), this numerical discretization is *exact*, and as a consequence, does not introduce any numerical error. On the contrary, the right-hand-side (collision) term is discretized following the trapezium rule which leads to second-order accuracy [120,121]. The latter discretization is then the only one introducing numerical errors in the derivation of

the LBM from the DVBE. This is the reason why, one can show that the *numerical* behavior of LBMs is drastically impacted by the choice of both the moment space and the relaxation parameters [11,24,25,38,68,70,122].

In what follows, we will then further quantify errors that emerge from the numerical discretization of the DVBE by using the linearized formulation of the stream-and-collide algorithm (A 7). This will allow us to identify the potential impact of collision models on the linear stability of corresponding LBMs.

(b) Linear behavior of D2Q9-LBMs

As a start, the configuration of a flow at rest ($Ma = 0$), with a viscosity of $\nu = 10^{-6}$, is considered. Corresponding results are compiled in Fig. 5. The most striking result that should be pointed out is the strong anisotropic behavior of the maximal growth rate, as compared to the theoretical one (Fig. 1). More precisely, the numerical discretization introduces both dissipation and dispersion errors. In other words, when hydrodynamic waves are not sufficiently discretized (e.g., due to a coarse space step) they will neither propagate at the correct speed nor be dissipated correctly. Another key thing to notice is that non-hydrodynamic behaviors might override hydrodynamic ones, due to their very low dissipation rate, for very high wave numbers ($k \sim \pi$). The latter might then be the source of several spurious behaviors that have been reported in the literature for a flow at rest [123–125].

In addition, it should be noted that for a mean flow at rest no positive growth rates were found, meaning that the D2Q9-LBM is linearly stable for $Ma = 0$ no matter how low the value of ν is. This is true whatever the equilibrium and the collision model considered, with the exception of the *cumulant* based LBM. This seems to be in contradiction with previous studies [24,39,94], but in fact, this defect might be related to the linear stability analysis itself, which cannot account for non-linear mechanism without increasing the truncation order of the Taylor expansion (A 1).

Eventually, the numerical discretization leads to spurious couplings between modes, that were not observed for the DVBE. These couplings induce energy transfers between non-hydrodynamic and hydrodynamic ones, eventually leading to positive growth rates, i.e., linear instabilities. Consequently, one can expect the critical Mach number, that was obtained with the D2Q9-DVBE, to be an upper limit of linear stability domains obtained after the numerical discretization. This point will be further investigated hereafter.

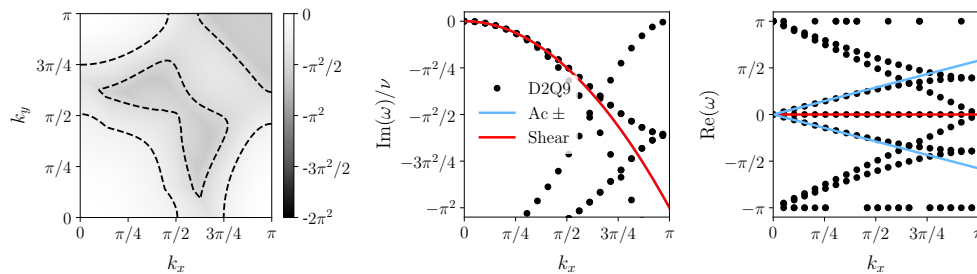


Figure 5. Spectral properties of the D2Q9-BGK-LBM for $Ma = 0$ and $\nu = 10^{-6}$. Map of dimensionless maximal growth rate, dissipation rates and dispersion properties (from left to right). Regarding the 2D map, dashed isolines range from $-\pi^2/4$ to $-7\pi^2/4$ with a step of $\pi^2/4$. For 1D plots, symbols and solid lines correspond to LSA results and theoretical curves, where the latter read as: $\text{Im}(\omega_S) = \text{Im}(\omega_{\pm}) = -\nu k_x^2$, $\text{Re}(\omega_S) = k_x c_s Ma$ and $\text{Re}(\omega_{\pm}) = k_x c_s (Ma \pm 1)$ in lattice units.

(c) Linear stability domain

A set of partial differential equations, either continuous or discrete in both space and time, is considered to be linearly stable if and only if the growth rate of perturbations $\text{Im}(\omega)$ remains negative whatever the value of the wavenumber k [55,126]. Put simply, it translates the fact that perturbations should not be amplified over time by the system, but instead, they should decay following dissipative laws, imposed by both the physics and the numerical discretization, and that depends on their wavenumber k .

Hereafter, we will use this stability criterion to compute the maximal Mach number for $\nu \in [10^{-6}, 10^{-1}]$, where the lower value is typical of airflow simulations in under-resolved conditions while the upper value is chosen so that the continuum limit assumption remains valid. In addition, contrary to previous analyses assuming a critical stability for waves propagating in the direction of the mean flow [8,63], every combination have been considered here. The same goes for the orientation of the mean flow, meaning that $\mathbf{u} = (u \cos \phi, u \sin \phi)$ with $\phi \in [0, 2\pi]$ in the most general case. The above methodology drastically increases the time required for the computation of the stability domains. Hence, it is worth noting that lattice symmetry properties can be invoked to reduce the number of possibilities for ϕ , and consequently, speed up the computation of linear stability curves [11,12].

The comparative study will be restricted to the extended equilibrium (2.9) so that the impact of each collision model can be isolated. Furthermore, two configurations frequently encountered in the literature are further considered: (1) the single-relaxation-time (SRT) approach, and (2) the equilibration of high-order moments, which eventually corresponds to the standard regularization (REG) procedure based on the extended equilibrium expressed in the moment space of interest [5]. Noting ω_n the relaxation frequency of the n th statistical quantity of interest (RM, HM, CM, CHM and K), the SRT approach is obtained by fixing $\omega_3 = \omega_4 = \omega_\nu$, with $\omega_\nu = 1/(\nu/c_s^2 + 1/2)$, whereas the REG approach discards high-order non-equilibrium contributions through $\omega_3 = \omega_4 = 1$.

Corresponding results are compiled in Fig. 6, and from them, several remarks can be drawn. Qualitatively speaking, it is clear that the collision model does have an impact on the linear stability of LBMs. Interestingly, changing the collision model does not allow us to overcome the DVBE upper limit $\text{Ma}_c = \sqrt{3} - 1 \approx 0.73$ that is recovered for very high values of the kinematic viscosity ν [7,11,12]. From a more quantitative point of view, all moment-based LBMs (RM, HM,

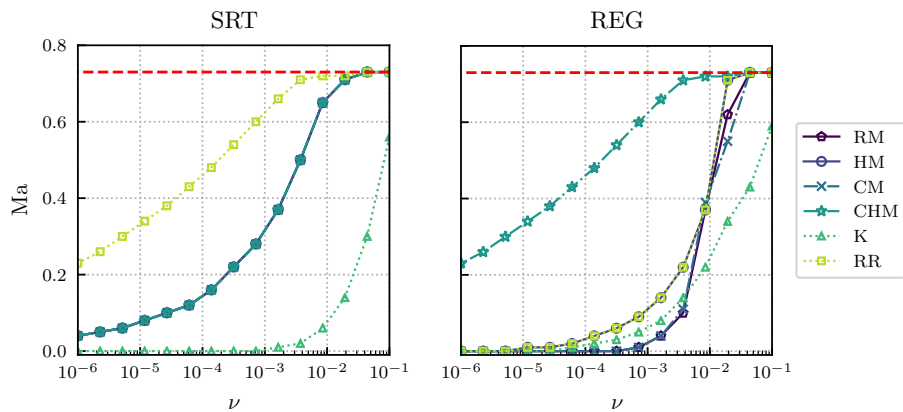


Figure 6. Linear stability domain of the D2Q9-LBMs. Impact of the collision model using a single relaxation time (left) and equilibrating high-order moments (right). The red dotted line corresponds to the critical Mach number of the D2Q9-DVBE: $\text{Ma}_c = \sqrt{3} - 1 \approx 0.73$ [7,12]. In the SRT configuration, RM, HM, CM and CHM models recover the same behavior (BGK). For regularized approaches, the CHM also recovers the behavior of the SRT-RR. Both HM and RR further lead to the standard regularized approach as predicted in our previous work [5].

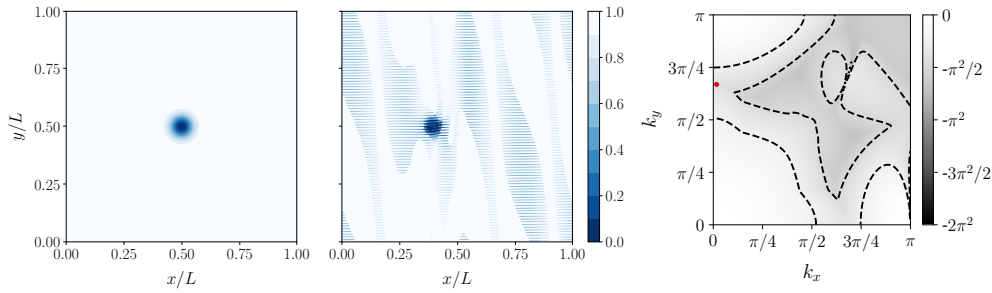


Figure 7. Isothermal convected vortex simulated with the D2Q9-BGK-LBM based on the second-order equilibrium: $Ma = 0.1$, $\nu = 10^{-5}$ and $L = 256$. From left to right, normalized density field $(\rho - \rho_{t=0}^{\min})/(\rho_{t=0}^{\max} - \rho_{t=0}^{\min})$ at $t = 0$, $t = 4.9t_c$, and 2D map of the maximal growth rate for the same parameters. In the latter, the instability bubble is highlighted in red.

CM and CHM) lead to the same behavior (BGK) when (1) a SRT is employed, and (2) the same (extended) equilibrium (2.9) is used for all collision models. Furthermore, it is confirmed that SRT-RR- and SRT-K-LBMs do not recover the behavior of the BGK-LBM. The SRT-RR collision model leads to the widest linear stability range whereas the SRT-K-LBM shows an unexpected linear behavior. Mathematically speaking, its main difference with other collision models is the non-linear relaxation related to the fourth-order cumulant. Hence, by equilibrating high-order cumulants, one would expect that such a defect would disappear, but surprisingly, the linear stability of the regularized (REG-)K-LBM is not improved. The same goes for other collision models, with the exception of the REG-CHM that recovers the results obtained by the SRT-RR, as mathematically anticipated in our previous work [5].

In the end, the LSA provided precious information, notably, regarding the impact of the equilibrium and the collision model on the linear stability of both DVBEs and LBMs. It led to a first ranking of collision models in terms of linear stability, and confirmed that none of them can help D2Q9-LBMs (based on polynomial equilibria) exceeding the Mach number upper limit ($Ma_c \approx 0.73$). Yet, one may wonder if both results only hold in the linear regime, or if they remain valid when running simulations for which non-linear phenomena may be encountered. A partial response can be found in the literature. Indeed, a critical Mach number of approximately 0.73 was observed by Wilde et al. [72], by adopting several numerical discretizations of the BGK-DVBE. Hereafter, we will check if this can be extended to the opposite viewpoint, i.e., for which simulations will be run using a sole numerical discretization (stream-and-collide algorithm), and several collision models will be compared.

5. Further investigations

Hereafter, the transport of a vortex by a mean flow is investigated to quantify the numerical stability domain of collision models, which will be compared to their linear one. This may allow us to identify (de)stabilization mechanisms that could not be observed in the linear context. All the simulations are performed using Palabos software [127], for which, collision models were implemented following instructions provided in our previous work [5], and recalled in Appendix B.

(a) From linear to numerical instabilities

This testcase consists in the superposition of a uniform flow (density ρ_0 , velocity $\mathbf{u} = (u_x, u_y)$ and temperature T_0) and a vortical structure (characteristic radius R and strength β) located at point (x_c, y_c) . This test is of particular interest since it complies with the linear assumptions – small perturbations with respect to the mean flow and periodic simulation domain – which allows us to directly compare stability domains obtained from it with those computed using the LSA.

In the context of isothermal LBMs, the isentropic initialization of the vortex (as proposed in Ref. [128]) cannot be applied as it is. Gendre *et al.* [129] proposed to derive its isothermal counterpart by applying a Taylor expansion about the lattice temperature $T_0 = c_s^2$. The first-order approximation leads to the initial state ($t = 0$)

$$\rho = \rho_0 \left[1 - \frac{\epsilon^2}{2c_s^2} \exp(-r^2) \right], \quad u_x = u_0 - \frac{\epsilon(y-y_c)}{R} \exp(-r^2/2), \quad u_y = \frac{\epsilon(x-x_c)}{R} \exp(-r^2/2), \quad (5.1)$$

with $\epsilon = \beta u_0$, $\beta = 0.5$, $R = 1/20$, $r = \sqrt{(x-x_c)^2 + (y-y_c)^2}/R$ and $u_0 = \text{Ma } c_s$.

Before moving to the evaluation of the stability domain of each collision model, let us have a look at the kind of instabilities that emerge during simulations. For example, simulations based on the BGK-LBM with the second-order equilibrium show the emergence of unstable waves in the low-viscosity regime ($\nu = 10^{-5}$) for a relatively small Mach number ($\text{Ma} = 0.1$). This is illustrated in Fig. 7, where after several characteristic times ($t_c = L/u_0$ with L the number of points per direction), a spurious wave emerges and eventually leads to the blow-up of the simulation. This spurious phenomenon can be explained by looking at the 2D map of the maximal growth rate where the coupling between two modes leads to a small instability bubble close to $k_x \approx 0.1$ and $k_y \approx 2.1$. The latter wavenumbers correspond to space frequencies that are observed in the above simulation (low-frequency in the x -direction and high-frequency in the y -direction). This shows that the LSA – which in our case relies on a uniform base flow – seems to be able to predict instabilities arising during numerical simulations, *if non-linear phenomena do not come into play*.

(b) Methodology

As for stability domains obtained with the LSA, two configurations of relaxation parameters will be investigated hereafter, namely, SRT ($\omega_\nu = \omega_3 = \omega_4$) and REG ($\omega_3 = \omega_4 = 1$). The stability criterion is based on the normalized kinetic energy averaged over the whole simulation domain $\langle u^2 \rangle / u_0^2$, that is supposed to monotonically decrease over time for this testcase. Hence, for a given kinematic viscosity ν and Mach number Ma , if it becomes larger than one (before a certain number M of characteristic time t_c) then the simulation is very likely to be unstable in the next few time iterations. Hence the stability criterion reads $\langle u^2 \rangle / u_0^2 < 1$ for $t \leq M t_c$, with $t_c = L/u_0$, M a parameter to be defined, and L being the number of points used to discretized the $L \times L$ simulation domain.

Before comparing the stability domains obtained for all collision models of interest, the impact of the parameter M has been investigated. Results obtained for the most sensitive collision model (which was identified as the BGK operator) are plotted for different mesh sizes in Fig. 8. At first glance, the fact that the stability of LBMs depends on the number of iterations (required to run the simulation) might be surprising. Nonetheless, one must remember that in the context of LSA, even if a wave is proven to lead to a linear instability, it will take some time before it emerges from the uniform background of the flow. Especially, if its growth is extremely low, let us say $\text{Im}(\omega) = 10^{-5}$, then its amplitude would be increased by a factor $\exp(\text{Im}(\omega)) \approx 1 + 10^{-5}$ at each iteration. Consequently, it would require several tens or hundreds of thousands of iterations before it leads to the blow-up of the simulation. In any case, it seems safe to assume that $M = 50$ is sufficient to accurately evaluate the numerical stability domains of LBMs. In addition, the stability domains obtained with the D2Q9-BGK clearly show a dependence on the grid mesh. This translates the fact that the grid mesh acts as a space filter which will automatically prevent the growth of waves. In other words, even if the LSA shows that a particular type of LBM should encounter stability issues due to the growth of spurious waves for a given set of parameters (Ma , ν , etc), they might not emerge during the simulation because of the numerical sampling of the discrete wavenumbers, and the simulation might then remain stable. This was pointed out, for example, in Refs. [12,84], and it is further illustrated in Appendix C for the standard regularized collision model using the double shear layer testcase [130,131].

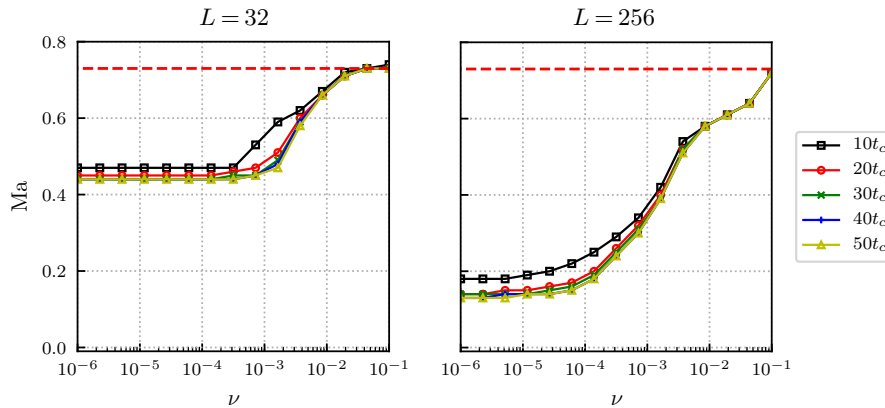


Figure 8. Isothermal convected vortex. Impact of the number of characteristic times M on the stability domain of the D2Q9-LBM, with the BGK operator based on the extended equilibrium, and using $L = 32$ and 256 points (from left to right). The red dotted line corresponds to the critical Mach number of the D2Q9-DVBE: $Ma_c = \sqrt{3} - 1 \approx 0.73$ [7,12].

(c) Numerical stability domains

Stability curves obtained for all collision models of interest (RM, HM, CM, CHM, K and RR) are compiled in Fig. 9 for $L = 256$, $M = 50$ and considering the two configurations: SRT and REG.

From them, several mathematical results obtained in our previous work [5] can further be confirmed. First, when only one relaxation time is used (SRT configuration), all moment based LBMs recover the same behavior (BGK) with the exception of the cumulant approach. The RR-LBM further diverges from the BGK due to the reconstruction of the non-equilibrium part of populations through recursive formulas. When high-order moments are equilibrated, the REG-CHM model recovers the behavior of the SRT-RR approach. The REG-HM and REG-RR further leads to the standard regularized approach. The latter is explained by the fact that this configuration (REG) amounts to discarding non-equilibrium part of populations that are computed using recursive formulas.

In addition, it is confirmed that none of the collision model is able to remove the Mach number limitation, that was obtained in the linear case, and which is imposed by the lattice and the equilibrium. In fact, by adopting a different type of equilibrium, e.g., the entropic one obtained by minimizing the H-functional under the constraint of density and momentum conservation [132], this limitation could be alleviated but at the cost of part of the physics [74]. To improve both the physical and numerical properties of LBMs, one could include correction terms for the velocity-dependent errors that remain in the definition of the viscous stress tensor [24,45,75,82,90–93].

Going into more details, the SRT-RR approach clearly outperforms other collision models based on a SRT. Even though the SRT-K model leads to better stability domains than in the linear case, it remains pretty similar to those obtained with the BGK operator while being far more complicated. Interestingly, the tendency is reversed for the REG configuration where it leads to better stability curves than standard moment space approaches (RM, HM and CM), which confirms tendencies observed in previous works [24,39,94]. Regarding the only moment space that was not investigated by the latter authors (CHM), it also leads to very satisfying results in terms of stability.

In addition, while all collision models lead to similar stability properties for high values of the kinematic viscosity ν , the SRT-RR, REG-CHM and REG-K seem to be the best candidates for the simulation of isothermal flows in the zero-viscosity limit. It is also worth noting that despite its simplicity, the BGK operator based on the extended equilibrium (2.9) also leads to rather satisfying results, as already pointed out by Geier et al. [24].

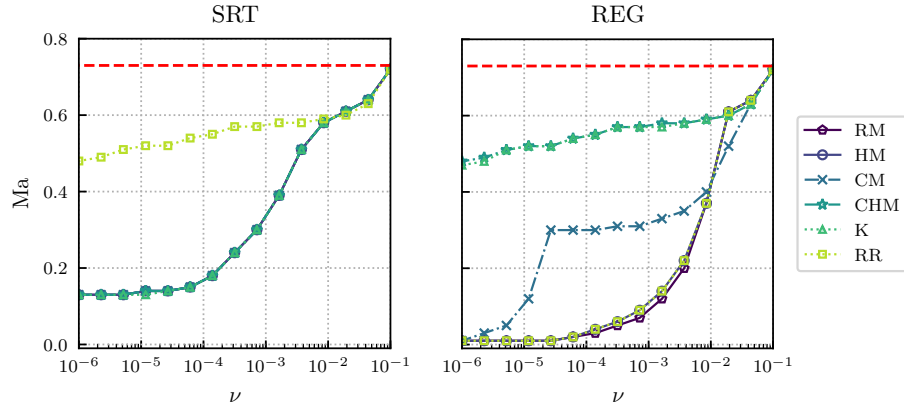


Figure 9. Isothermal convected vortex with $L = 256$. Impact of the collision model on the stability domain of the D2Q9-LBMs: using a single relaxation time $\omega_\nu = \omega_3 = \omega_4$ (left), and equilibrating high-order moments $\omega_3 = \omega_4 = 1$ (right). The red dotted line corresponds to the critical Mach number of the D2Q9-DVBE: $\text{Ma}_c = \sqrt{3} - 1 \approx 0.73$ [7,12]. In the SRT configuration, RM, HM, CM and CHM models recover the same behavior (BGK). For regularized approaches, the CHM also recovers the behavior of the SRT-RR. Both HM and RR further lead to the standard regularized approach as predicted in our previous work [5].

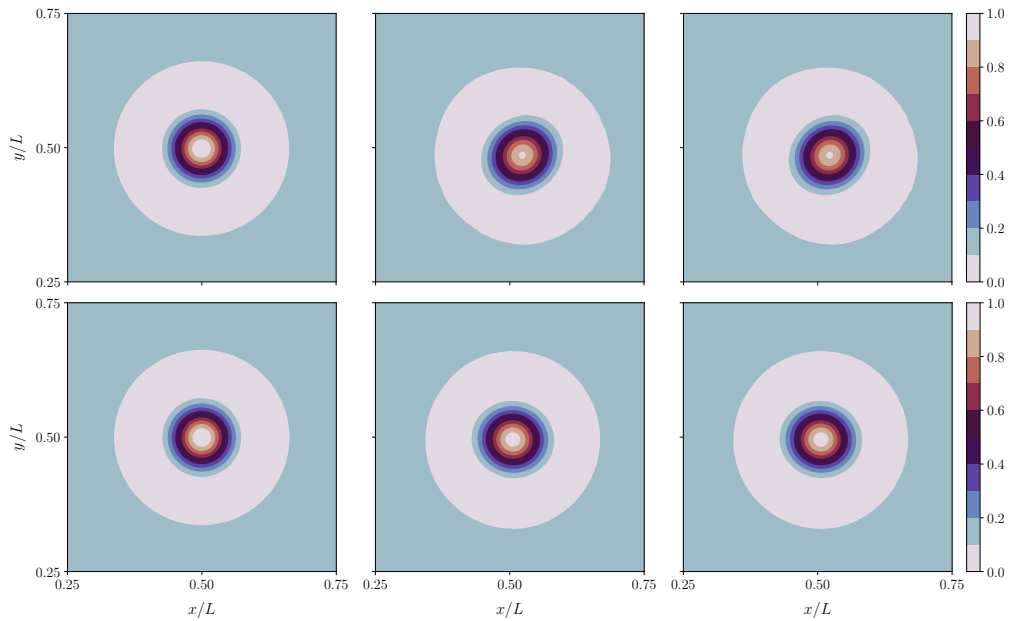


Figure 10. Normalized vorticity field $(\omega_z - \omega_{z,t=0}^{\min})/(\omega_{z,t=0}^{\max} - \omega_{z,t=0}^{\min})$ of the isothermal convected vortex simulated with $\text{Ma} = 0.5$, $\nu = 10^{-4}$, $L = 256$ (top) and $L = 512$ (bottom). From left to right: initial state ($t = 0$), REG-K and SRT-RR ($t = 50t_c$). The REG-CHM collision model leads to results identical with those obtained with the SRT-RR.

(d) Impact on the accuracy

Nevertheless, when it comes to numerics, it is not sufficient to only focus on the impact of collision models on the robustness of LBMs without also considering the impact on their accuracy. The latter point is investigated for the most stable collision models (SRT-RR, REG-CHM and REG-K) considering a configuration which is close to their stability limit, i.e., $\text{Ma} = 0.5$ and $\nu = 10^{-4}$.

Corresponding results are plotted in Fig. 10. The visualization of the normalized vorticity fields at $t = 50t_c$ is very satisfying for all collision models –whose accuracy is almost identical. More precisely, using a moderate resolution of the simulation domain ($L = 256$ points per direction), the vortex is properly convected over a long distance, and shows only little dispersion and dissipation errors. The dispersion error is identified by looking at the location and the shape of the vortex, whereas the dissipation error is quantified focusing on isocontours of the normalized vorticity. By increasing the resolution of the simulation domain, e.g., considering $L = 512$, these errors are further reduced but are still observable. The remaining dissipation error can be explained, in part, because $\nu \neq 0$. Interestingly, the fact that LBMs introduce more dispersion than dissipation errors, as shown by Marié et al. [65], is further confirmed here by the non-circular shape of the vortex for the finest resolution.

In the end, taking one step back and looking at the big picture, it seems clear that these collision models (SRT-RR, REG-CHM and REG-K) not only lead to stable simulations for non-negligible Mach numbers and low-viscosity values, but they also allow the resulting LBMs to accurately transport information over *long* distances, even if one must keep in mind dispersion issues. Of course, more numerical validations are required to extensively quantify the accuracy of these models, for the simulation of finite Mach number flows in the low-viscosity regime. Nevertheless, these first results are very promising.

6. Conclusion

The quest for always more sophisticated collision models has led many researchers to propose new approaches with various degrees of success. In this context, our work further confirmed that only the equilibrium state does impact the macroscopic behavior of LBMs, as long as, the continuum limit remains valid. The equilibrium is then the key to improve at the same time the physical and numerical properties of LBMs.

Another very powerful, known feature of some LBMs was further highlighted by this quest: their numerical properties can be drastically improved by simply changing the collision model. In the context of CFD based on NS solvers, such an achievement cannot be reached without adopting complex numerical schemes which usually require extended stencils [55]. The latter eventually deteriorates the parallel performances of the corresponding solvers, whereas the change of collision model is local, and it barely impacts the ratio between the wall-clock times required to run (1) a LB simulation and (2) its NS counterpart. By relying on our uniform framework [5], this work confirmed that by adopting various collision models and adjusting their free parameters (i.e., relaxation frequencies), the linear and numerical properties of LBMs can be drastically improved with only little impact on their efficiency. Interestingly, it also seemed that errors flowing from the velocity discretization, and which have a direct impact on the stability (the critical Mach number of the DVBE), could not be canceled out by simply changing the collision model.

Going into more details, we presented a comprehensive comparison of the linear stability domain of the most common collision models (RM, HM, CM, CHM, K, RR) for two standard configurations encountered in the literature, namely, single relaxation time (SRT) and equilibration of high-order moments (REG). Thanks to this, general conclusions were drawn regarding the stabilization properties of each collision model in the linear regime. In addition, the numerical stability analysis, based on the transport of a vortex by a uniform flow, further allowed us to (1) account for non-linear (de)stabilization mechanisms, and to (2) propose a first evaluation of the impact of (the most stable) collision models on the accuracy of the resulting LBM.

As a conclusion, this work showed that, in terms of stability, accuracy, and for the particular D2Q9 velocity discretization, the SRT-RR, REG-CHM and REG-K collision models are the best candidates (based on static relaxation parameters) for the simulation of isothermal flows in the low-viscosity regime and at finite Mach numbers. This is in accordance with results that were previously reported in the literature [22–24,32,33,46,94]. Yet, SRT and REG configurations are

only two possible configurations among many others. Hence, it might be possible to further improve the stability properties of these collision models by fine tuning the free parameters that control the relaxation of high-order moments. This was done, for example, in the context of lattice kinetic schemes where it led to very promising results [11]. One could also want to dynamically compute these free relaxation frequencies following a predefined paradigm. One possibility would be to make them depend on (shear and ghost) non-equilibrium populations through an approximation to the maximum entropy principle [10]. Both approaches are currently under investigation. Extension of these comparative studies to more quantitative testcases, as well as, 3D models (D3Q19, D3Q27, etc), will be presented in forthcoming papers.

A. Recalls on linear stability analyses

(a) Perturbed equations

To derive linear equations related to perturbations of interest, a Taylor expansion of the populations and of the corresponding collision operator is performed about a mean flow, neglecting second- and high-order terms:

$$f_i \approx \bar{f}_i + f'_i, \quad (\text{A } 1)$$

with $\bar{f}_i = f_i^{eq}|_{\bar{\rho}, \bar{\mathbf{u}}}$ (uniform flow), and the overline notation stands for mean quantities in space and time. Applying the same expansion to the general form of the collision term Ω_i , and noticing that it is linked to f_j through the macroscopic quantities used in the definition of the equilibrium state f_i^{eq} , we end up with

$$\Omega_i(f_j) \approx \Omega_i|_{\bar{f}_j} + J_{ij} f'_j, \quad (\text{A } 2)$$

where $J_{ij} = \left. \frac{\partial \Omega_i}{\partial f_j} \right|_{\bar{f}_j}$ is the Jacobian matrix of the collision operator evaluated at $f_j = \bar{f}_j$. By injecting Eqs. (A 1) and (A 2) in both the force-free DVBE (2.3) and its space/time discretization (4.1), and noticing that \bar{f}_i are particular solutions of the resulting equations, two perturbed equations are obtained:

- Perturbed continuous DVBE

$$\partial_t f'_i + \boldsymbol{\xi}_i \cdot \nabla f'_i = J_{ij} f'_j. \quad (\text{A } 3)$$

- Perturbed space/time discrete DVBE

$$f'_i(\mathbf{x} + \boldsymbol{\xi}_i, t + 1) = [\delta_{ij} + J_{ij}] f'_j(\mathbf{x}, t). \quad (\text{A } 4)$$

These two equations are of particular interest. Eq. (A 3) allows the evaluation of the velocity discretization impact, the equilibrium, as well as the collision model. Eq. (A 4) further highlights the influence of the space/time discretization on the numerical stability and accuracy of the related LBM.

(b) Eigenvalue problem

Solutions of the set of perturbed equations (A 3) and (A 4) are obtained using a Fourier transform. This is equivalent to seeking solutions in the form of monochromatic plane waves evolving in a periodic domain, i.e., $\forall (\mathbf{k}, \omega) \in \mathbb{R}^D \times \mathbb{C}$,

$$\begin{aligned} f'_i &= A_i \exp[i(\mathbf{k} \cdot \mathbf{x} - \omega t)] \\ &= A_i \underbrace{\exp[\text{Im}(\omega)t]}_{(a)} \underbrace{\exp[i(\mathbf{k} \cdot \mathbf{x} - \text{Re}(\omega)t)]}_{(b)}, \end{aligned} \quad (\text{A } 5)$$

where \mathbf{k} is the (real) wave number, while ω is the (complex) time frequency of the monochromatic wave. “i” is the imaginary part unit which must not be confused with i (the discrete velocity

index). Simply put, (a) is linked to the growth (or dissipation) rate of waves, while (b) gives information about the propagation speed (or dispersion) of waves.

Injecting Eq. (A 5) into perturbed equations (A 3) and (A 4) leads to the following eigenvalue problem of size V :

$$M_{\Omega}^C A = \omega A, \quad (\text{A } 6)$$

$$M_{\Omega}^D A = \exp(-i\omega) A, \quad (\text{A } 7)$$

with ω (resp. $\exp(-i\omega)$) the eigenvalue, M_{Ω}^C (resp. M_{Ω}^D) the matrix associated to the continuous (resp. discrete) perturbed equation, and A the eigenvector composed of the perturbations' amplitude. By solving Eqs. (A 6) and (A 7), eigenvalues are then obtained, and plotting their imaginary and real parts eventually makes it possible to: (i) understand how numerical waves behave in the simulation domain, (ii) confirm if they follow analytic formulas derived from the linearized NS equations, (iii) distinguish the impact of velocity and space/time discretizations of the BE.

Let us continue with the definition of the matrix M_{Ω} . It directly depends on the chosen lattice, collision model Ω , wavenumber \mathbf{k} and mean flow $(\bar{\rho}, \bar{\mathbf{u}})$. If we consider the general collision model Ω , its mathematical expression in the continuous case reads as

$$M_{\Omega}^D = E^C + iJ_{\Omega}^C \quad \text{with} \quad E_{ij}^C = (\xi_i \cdot \mathbf{k}) \delta_{ij}, \quad (\text{A } 8)$$

whereas its discrete counterpart is

$$M_{\Omega}^D = E^D [\delta + J_{\Omega}^D] \quad \text{with} \quad E_{ij}^D = \exp[-i(\xi_i \cdot \mathbf{k})] \delta_{ij}. \quad (\text{A } 9)$$

J_{Ω}^C and J_{Ω}^D are the Jacobian matrices associated to the collision model Ω in the continuous and discrete case respectively. To derive these Jacobian matrices, one can either do it analytically [11, 12, 70, 73–75], or numerically by using a dedicated library. As a first study, the latter option has been adopted, even though analytical formulas for the computation of each Jacobian will be provided in a future investigation.

B. Collision models and related post-collision populations

Hereafter, the uniform framework [5] used for the derivation of all collision models is briefly recalled. Let us start with the definition of post-collision populations f_i^* based on post-collision raw moments M_{pq}^* , with $p, q \leq 2$ [10, 83, 133]:

$$f_{(0,0)}^{*,\text{RM}} = M_{00}^* - (M_{20}^* + M_{02}^*) + M_{22}^*, \quad (\text{A } 1a)$$

$$f_{(\sigma,0)}^{*,\text{RM}} = \frac{1}{2} (\sigma M_{10}^* + M_{20}^* - \sigma M_{12}^* - M_{22}^*), \quad (\text{A } 1b)$$

$$f_{(0,\lambda)}^{*,\text{RM}} = \frac{1}{2} (\lambda M_{01}^* + M_{02}^* - \lambda M_{21}^* - M_{22}^*), \quad (\text{A } 1c)$$

$$f_{(\sigma,\lambda)}^{*,\text{RM}} = \frac{1}{4} (\sigma \lambda M_{11}^* + \sigma M_{12}^* + \lambda M_{21}^* + M_{22}^*), \quad (\text{A } 1d)$$

with $(\sigma, \lambda) \in \{\pm 1\}^2$. Post-collision RMs M_{pq}^* are defined as

$$M_{00}^* = M_{00} = M_{00}^{eq} = \rho, \quad (\text{A } 2a)$$

$$M_{10}^* = M_{10} = M_{10}^{eq} = \rho u_x, \quad (\text{A } 2b)$$

$$M_{01}^* = M_{01} = M_{01}^{eq} = \rho u_y, \quad (\text{A } 2c)$$

$$M_{20}^* = (1 - \omega_{\nu}) M_{20} + \omega_{\nu} M_{20}^{eq}, \quad (\text{A } 2d)$$

$$M_{02}^* = (1 - \omega_{\nu}) M_{02} + \omega_{\nu} M_{02}^{eq}, \quad (\text{A } 2e)$$

$$M_{11}^* = (1 - \omega_{\nu}) M_{11} + \omega_{\nu} M_{11}^{eq}, \quad (\text{A } 2f)$$

$$M_{21}^* = (1 - \omega_3)M_{21} + \omega_3 M_{21}^{eq}, \quad (\text{A } 2g)$$

$$M_{12}^* = (1 - \omega_3)M_{12} + \omega_3 M_{12}^{eq}, \quad (\text{A } 2h)$$

$$M_{22}^* = (1 - \omega_4)M_{22} + \omega_4 M_{22}^{eq}, \quad (\text{A } 2i)$$

with $M_{pq} = \sum_i \xi_{i,x}^p \xi_{i,x}^q f_i$, $M_{20}^{eq} = \rho(u_x^2 + c_s^2)$, $M_{02}^{eq} = \rho(u_y^2 + c_s^2)$, $M_{11}^{eq} = \rho u_x u_y$, $M_{21}^{eq} = M_{20}^{eq} u_y$, $M_{21}^{eq} = u_x M_{02}^{eq}$, $M_{22}^{eq} = M_{20}^{eq} M_{02}^{eq} / \rho$, and where the conservation of mass and momentum is enforced by imposing zeroth- and first-order moments to their equilibrium values. ω_ν is the relaxation frequency related to viscous phenomena, whereas the free parameters ω_3 and ω_4 are those associated to third- and fourth-order moments respectively.

To compute post-collision populations for a given collision model, one just need to relax statistical quantities of interest (HM, CM, CHM and K) in their corresponding moment space. Then, one come back to post-collision RMs using relationships compiled in Appendix D of Ref. [5], and eventually, one compute post-collision populations f_i^* thanks to Eq. (A 1). Let us illustrate this methodology with the example of the collision model based on the CHM space. First, one computes CHMs for $p, q \leq 2$

$$\tilde{A}_{pq} = \sum_i \tilde{\mathcal{H}}_{i,pq} f_i, \quad (\text{A } 3)$$

where central Hermite polynomials $\tilde{\mathcal{H}}_{i,pq}$ are defined as [134]

$$\tilde{\mathcal{H}}_{i,00} = 1, \quad (\text{A } 4a)$$

$$\tilde{\mathcal{H}}_{i,10} = (\xi_{i,x} - u_x), \quad (\text{A } 4b)$$

$$\tilde{\mathcal{H}}_{i,01} = (\xi_{i,y} - u_y), \quad (\text{A } 4c)$$

$$\tilde{\mathcal{H}}_{i,20} = (\xi_{i,x} - u_x)^2 - c_s^2, \quad (\text{A } 4d)$$

$$\tilde{\mathcal{H}}_{i,02} = (\xi_{i,y} - u_y)^2 - c_s^2, \quad (\text{A } 4e)$$

$$\tilde{\mathcal{H}}_{i,11} = \tilde{\mathcal{H}}_{i,10} \tilde{\mathcal{H}}_{i,01} = (\xi_{i,x} - u_x)(\xi_{i,y} - u_y), \quad (\text{A } 4f)$$

$$\tilde{\mathcal{H}}_{i,21} = \tilde{\mathcal{H}}_{i,20} \tilde{\mathcal{H}}_{i,01} = [(\xi_{i,x} - u_x)^2 - c_s^2](\xi_{i,y} - u_y), \quad (\text{A } 4g)$$

$$\tilde{\mathcal{H}}_{i,12} = \tilde{\mathcal{H}}_{i,10} \tilde{\mathcal{H}}_{i,02} = (\xi_{i,y} - u_y)[(\xi_{i,x} - u_x)^2 - c_s^2], \quad (\text{A } 4h)$$

$$\tilde{\mathcal{H}}_{i,22} = \tilde{\mathcal{H}}_{i,20} \tilde{\mathcal{H}}_{i,02} = [(\xi_{i,x} - u_x)^2 - c_s^2][(\xi_{i,y} - u_y)^2 - c_s^2]. \quad (\text{A } 4i)$$

A_{pq} and \mathcal{H}_{pq} stands respectively for Hermite moment and polynomial of order $n = p + q$. The tilde notation extend their definition to the central moment space where discrete velocities ξ_i are replaced by their co-moving (or peculiar) counterpart $\tilde{\xi}_i = \xi_i - u$.

Knowing that equilibrium CHMs \tilde{A}_{pq}^{eq} are all zero with the exception of the zeroth-order one, i.e.,

$$\tilde{A}_{00}^{eq} = \rho, \quad \tilde{A}_{10}^{eq} = \tilde{A}_{01}^{eq} = \tilde{A}_{11}^{eq} = \tilde{A}_{20}^{eq} = \tilde{A}_{02}^{eq} = \tilde{A}_{21}^{eq} = \tilde{A}_{12}^{eq} = \tilde{A}_{22}^{eq} = 0, \quad (\text{A } 5)$$

post-collision CHMs \tilde{A}_{pq}^* are then computed as

$$\tilde{A}_{00}^* = \tilde{A}_{00} = \tilde{A}_{00}^{eq} = \rho, \quad (\text{A } 6a)$$

$$\tilde{A}_{10}^* = \tilde{A}_{10} = \tilde{A}_{10}^{eq} = 0, \quad (\text{A } 6b)$$

$$\tilde{A}_{01}^* = \tilde{A}_{01} = \tilde{A}_{01}^{eq} = 0, \quad (\text{A } 6c)$$

$$\tilde{A}_{20}^* = (1 - \omega_\nu) \tilde{A}_{20} + \omega_\nu \tilde{A}_{20}^{eq} = (1 - \omega_\nu) \tilde{A}_{20}, \quad (\text{A } 6d)$$

$$\tilde{A}_{02}^* = (1 - \omega_\nu) \tilde{A}_{02} + \omega_\nu \tilde{A}_{02}^{eq} = (1 - \omega_\nu) \tilde{A}_{02}, \quad (\text{A } 6e)$$

$$\tilde{A}_{11}^* = (1 - \omega_\nu) \tilde{A}_{11} + \omega_\nu \tilde{A}_{11}^{eq} = (1 - \omega_\nu) \tilde{A}_{11}, \quad (\text{A } 6f)$$

$$\tilde{A}_{21}^* = (1 - \omega_3) \tilde{A}_{21} + \omega_3 \tilde{A}_{21}^{eq} = (1 - \omega_3) \tilde{A}_{21}, \quad (\text{A } 6g)$$

$$\tilde{A}_{12}^* = (1 - \omega_3) \tilde{A}_{12} + \omega_3 \tilde{A}_{12}^{eq} = (1 - \omega_3) \tilde{A}_{12}, \quad (\text{A } 6h)$$

$$\tilde{A}_{22}^* = (1 - \omega_4)\tilde{A}_{22} + \omega_4\tilde{A}_{22}^{eq} = (1 - \omega_4)\tilde{A}_{22}. \quad (\text{A } 6i)$$

Now that post-collision CHMs are known, one needs to express them in terms of post-collision HMs A_{pq}^* using

$$A_{00}^* = \tilde{A}_{00}^* = \rho, \quad (\text{A } 7a)$$

$$A_{10}^* = \tilde{A}_{10}^* + \rho u_x = \rho u_x, \quad (\text{A } 7b)$$

$$A_{01}^* = \tilde{A}_{01}^* + \rho u_y = \rho u_y, \quad (\text{A } 7c)$$

$$A_{20}^* = \tilde{A}_{20}^* + \rho u_x^2, \quad (\text{A } 7d)$$

$$A_{02}^* = \tilde{A}_{02}^* + \rho u_y^2, \quad (\text{A } 7e)$$

$$A_{11}^* = \tilde{A}_{11}^* + \rho u_x u_y, \quad (\text{A } 7f)$$

$$A_{21}^* = \tilde{A}_{21}^* + u_y \tilde{A}_{20}^* + 2u_x \tilde{A}_{11}^* + \rho u_x^2 u_y, \quad (\text{A } 7g)$$

$$A_{12}^* = \tilde{A}_{12}^* + u_x \tilde{A}_{02}^* + 2u_y \tilde{A}_{11}^* + \rho u_x u_y^2, \quad (\text{A } 7h)$$

$$A_{22}^* = \tilde{A}_{22}^* + 2u_y \tilde{A}_{21}^* + 2u_x \tilde{A}_{12}^* + u_y^2 \tilde{A}_{20}^* + u_x^2 \tilde{A}_{02}^* + 4u_x u_y \tilde{A}_{11}^* + \rho u_x^2 u_y^2, \quad (\text{A } 7i)$$

before eventually coming back to post-collision RMs M_{pq}^* via

$$M_{00}^* = A_{00}^* = \rho, \quad (\text{A } 8a)$$

$$M_{10}^* = A_{10}^* = \rho u_x, \quad (\text{A } 8b)$$

$$M_{01}^* = A_{01}^* = \rho u_y, \quad (\text{A } 8c)$$

$$M_{11}^* = A_{11}^*, \quad (\text{A } 8d)$$

$$M_{20}^* = A_{20}^* + \rho c_s^2, \quad (\text{A } 8e)$$

$$M_{02}^* = A_{02}^* + \rho c_s^2, \quad (\text{A } 8f)$$

$$M_{21}^* = A_{21}^* + \rho c_s^2 u_y, \quad (\text{A } 8g)$$

$$M_{12}^* = A_{12}^* + \rho c_s^2 u_x, \quad (\text{A } 8h)$$

$$M_{22}^* = A_{22}^* + c_s^2 (A_{20}^* + A_{02}^*) + \rho c_s^4. \quad (\text{A } 8i)$$

The above methodology can be applied to any kind of collision model used in this work, with the exception of the RR approach. For the latter, non-equilibrium populations are computed recursively from formulas derived using the Chapman-Enskog expansion at the NS level, i.e., $f_i^{neq} = f_i^{(1)}$ with $f_i^{(1)} \neq (f_i - f_i^{eq})$. It is usually done using the Gauss-Hermite formalism [31,33], but for lattices build through tensor products of low-order ones one can rely on the Hermite moment space (see Appendix G in Ref. [5]). Hence, the aforementioned methodology can be reused in the context of the D2Q9-RR with only minor modifications. Starting from Hermite moments A_{pq} and their equilibrium counterpart A_{pq}^{eq} , post-collision Hermite moments A_{pq}^* are computed this time through

$$A_{00}^* = \rho, \quad (\text{A } 9a)$$

$$A_{10}^* = \rho u_x, \quad (\text{A } 9b)$$

$$A_{01}^* = \rho u_y, \quad (\text{A } 9c)$$

$$A_{11}^* = A_{11} - \omega_\nu A_{11}^{neq}, \quad (\text{A } 9d)$$

$$A_{20}^* = A_{20} - \omega_\nu A_{20}^{neq}, \quad (\text{A } 9e)$$

$$A_{02}^* = A_{02} - \omega_\nu A_{02}^{neq}, \quad (\text{A } 9f)$$

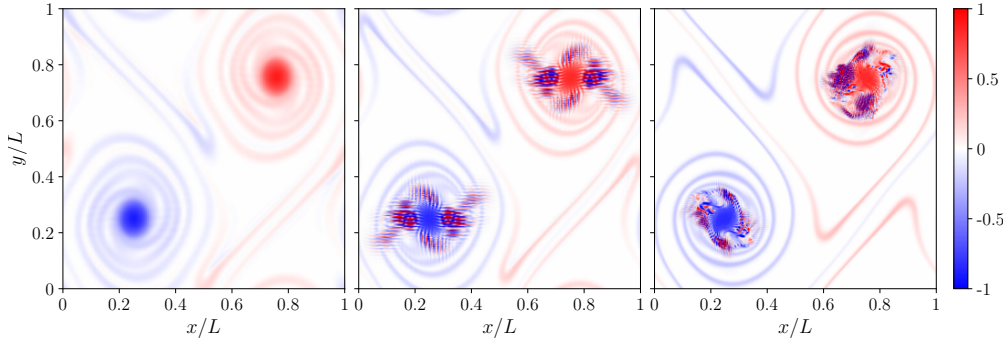


Figure 11. Rollup of the double shear layer at $\text{Ma} = u_0/c_s = 0.12$ and $\text{Re} = u_0 L/\nu = 3 \times 10^4$. Visualization of the z -component of the dimensionless vorticity field using (from left to right) $L = 128, 256$ and 512 grid points in each directions, with the D2Q9 and the PR collision model. Instantaneous snapshots are taken at time $t/t_c = 2, 1.8$ and 1.7 respectively, with the characteristic time $t_c = L/u_0$. From this, it is clear that the finer the mesh grid, the sooner instabilities appear in the simulation domain.

$$A_{21}^* = A_{21} - \omega_3 A_{21}^{neq}, \quad (\text{A } 9g)$$

$$A_{12}^* = A_{12} - \omega_3 A_{12}^{neq}, \quad (\text{A } 9h)$$

$$A_{22}^* = A_{22} - \omega_4 A_{22}^{neq}. \quad (\text{A } 9i)$$

with non-equilibrium Hermite moments A_{pq}^{neq} that are derived from the following recursive formulas [31,33]

$$A_{21}^{neq} = u_y A_{20}^{neq} + 2u_x A_{11}^{neq}, \quad (\text{A } 10a)$$

$$A_{12}^{neq} = u_x A_{02}^{neq} + 2u_y A_{11}^{neq}, \quad (\text{A } 10b)$$

$$A_{22}^{neq} = u_y^2 A_{20}^{neq} + u_x^2 A_{02}^{neq} + 4u_x u_y A_{11}^{neq}. \quad (\text{A } 10c)$$

Second-order non-equilibrium moments (A_{20}^{neq} , A_{02}^{neq} and A_{11}^{neq}) can be computed in several ways. In the present context, the standard approach is adopted, i.e., $A_{pq}^{neq} = \sum_i \mathcal{H}_{pq}(f_i - f_i^{eq})$ for $p + q = 2$ [31,33], but the interested reader may also refer to Ref. [12] for an in-depth study on the impact of the initialization of the recursive computation of A_{pq}^{neq} . Eventually, formulas (A 9) are used to compute post-collision RMs (A 8), and post-collision populations are obtained via Eq. (A 1).

C. Spectral sampling induced by under-resolved grid meshes

In a previous work [32], the numerical stability of the standard (PR [29]) and recursive (RR [31,33]) regularization procedures has been investigated using the double shear layer testcase [130,131] –where these collision models correspond (in the present context) to the REG-HM and SRT-RR models respectively. A more in-depth study showed that stability curves (maximal Mach number for a given Reynolds number) depend on the spatial resolution [84]. For $\text{Re} = 3 \times 10^4$, and assuming an acoustic scaling to recover the weakly compressible macroscopic behavior [2], it was found that the PR (RR) approach should be stable up to $\text{Ma} = 0.14$ (0.52) for a resolution based on $L = 128$ points per direction, while it drops to $\text{Ma} = 0.11$ (0.49) when the resolution is increased to $L = 256$. Starting from a stable configuration for a given mesh, one would certainly not expect that a better resolution of the simulation domain would deteriorate the stability of the numerical scheme.

This unexpected behavior, which was observed for *all collision models* considered in this work, is illustrated for the D2Q9-PR-LBM in Fig. 11, where the simulation was initialized using the

same methodology described in our previous work [32]. While the simulation remains stable up to $t = 2t_c$ (with $t_c = L/u_0$ the characteristic time) for a rather coarse grid mesh ($L = 128$), it becomes unstable near $t = 1.8t_c$ for $L = 256$. By further refining the grid mesh ($L = 512$), stability issues arise even sooner ($t = 1.7t_c$). These results highlights the spectral sampling induced by under-resolved grid meshes, that may, for particular configurations, increase the stability of LBMs whatever the collision model considered.

Acknowledgements. Fruitful discussions with SA Hosseini are gratefully acknowledged. The authors would also like to thank the reviewers for their pertinent remarks and insightful questions.

Authors' Contributions. CC performed the research, carried out the simulations and wrote the paper. GW provided the linear stability code that was further extended for this research, and helped with the interpretation of both linear and numerical results. BC and JL supervised the research and revised the manuscript. All authors read and approved the manuscript.

Data Accessibility. This article has no additional data.

Competing Interests. We declare we have no competing interests.

References

1. Succi S. 2018 *The Lattice Boltzmann Equation: For Complex States of Flowing Matter*. Oxford University Press.
2. Krüger T, Kusumaatmaja H, Kuzmin A, Shardt O, Silva G, Viggen EM. 2017 *The Lattice Boltzmann Method: Principles and Practice*. Springer International Publishing.
3. Bhatnagar P, Gross E, Krook M. 1954 A model for collision processes in gases. I. Small amplitude processes in charged and neutral one-component systems. *Phys. Rev.* **94**, 511–525. doi:10.1103/PhysRev.94.511
4. Guo Z, Shu C. 2013 *Lattice Boltzmann Method and Its Applications in Engineering*. World Scientific. doi:10.1142/9789814508308_0001
5. Coreixas C, Chopard B, Latt J. 2019 Comprehensive comparison of collision models in the lattice Boltzmann framework: Theoretical investigations. *Phys. Rev. E* **100**, 033305. doi:10.1103/PhysRevE.100.033305
6. Wang P, Wang LP, Guo Z. 2016 Comparison of the lattice Boltzmann equation and discrete unified gas-kinetic scheme methods for direct numerical simulation of decaying turbulent flows. *Phys. Rev. E* **94**, 043304. doi:10.1103/PhysRevE.94.043304
7. Masset PA, Wissocq G. 2019 Linear hydrodynamics and stability of the discrete velocity Boltzmann equations. (*accepted*).
8. Lallemand P, Luo LS. 2000 Theory of the lattice Boltzmann method: Dispersion, dissipation, isotropy, Galilean invariance, and stability. *Phys. Rev. E* **61**, 6546–6562. doi:10.1103/PhysRevE.61.6546
9. Dellar PJ. 2002 Nonhydrodynamic modes and *a priori* construction of shallow water lattice Boltzmann equations. *Phys. Rev. E* **65**, 036309. doi:10.1103/PhysRevE.65.036309
10. Bösch F, Chikatamarla SS, Karlin I. 2015 Entropic multi-relaxation models for simulation of fluid turbulence. *ESAIM Proc.* **52**, 1–24. doi:10.1051/proc/201552001
11. Hosseini SA, Coreixas C, Darabiha N, Thévenin D. 2019 Stability of the lattice kinetic scheme and choice of the free relaxation parameter. *Phys. Rev. E* **99**, 063305. doi:10.1103/PhysRevE.99.063305
12. Wissocq G. 2019 *Investigating lattice Boltzmann methods for turbomachinery secondary air system simulations*. Ph.D. thesis, Aix-Marseille Université.
13. d'Humières D. 1992 Generalized lattice-Boltzmann equations. *Prog. Astronaut. Aeronaut.* **159**, 450–458. doi:10.2514/5.9781600866319.0450.0458
14. d'Humières D. 2002 Multiple-relaxation-time lattice Boltzmann models in three dimensions. *Philos. Trans. R. Soc. London, Ser. A* **360**, 437–451.

- doi:10.1098/rsta.2001.0955
15. Shan X, Chen H. 2007 A general multiple-relaxation-time Boltzmann collision model. *Int. J. Mod. Phys. C* **18**, 635–643.
doi:10.1142/S0129183107010887
 16. Adhikari R, Succi S. 2008 Duality in matrix lattice Boltzmann models. *Phys. Rev. E* **78**, 066701.
doi:10.1103/PhysRevE.78.066701
 17. Chen H, Gopalakrishnan P, Zhang R. 2014 Recovery of Galilean invariance in thermal lattice Boltzmann models for arbitrary Prandtl number. *Int. J. Mod. Phys. C* **25**, 1450046.
doi:10.1142/S0129183114500466
 18. Geier M, Greiner A, Korvink JG. 2006 Cascaded digital lattice Boltzmann automata for high Reynolds number flow. *Phys. Rev. E* **73**, 066705.
doi:10.1103/PhysRevE.73.066705
 19. Geier M, Greiner A, Korvink JG. 2009 A factorized central moment lattice Boltzmann method. *Eur. Phys. J. Spec. Top.* **171**, 55–61.
doi:10.1140/epjst/e2009-01011-1
 20. Lycett-Brown D, Luo KH. 2014 Multiphase cascaded lattice Boltzmann method. *Comput. Math. Appl.* **67**, 350 – 362.
doi:10.1016/j.camwa.2013.08.033
 21. Dubois F, Février T, Graille B. 2015 Lattice Boltzmann schemes with relative velocities. *Commun. Comput. Phys.* **17**, 1088–1112.
doi:10.4208/cicp.2014.m394
 22. Mattila KK, Philippi PC, Hegele Jr LA. 2017 High-order regularization in lattice-Boltzmann equations. *Phys. Fluids* **29**, 046103.
doi:10.1063/1.4981227
 23. Li X, Shi Y, Shan X. 2019 Temperature-scaled collision process for the high-order lattice Boltzmann model. *Phys. Rev. E* **100**, 013301.
doi:10.1103/PhysRevE.100.013301
 24. Geier M, Schönherr M, Pasquali A, Krafczyk M. 2015 The cumulant lattice Boltzmann equation in three dimensions: Theory and validation. *Comput. Math. Appl.* **70**, 507 – 547.
doi:10.1016/j.camwa.2015.05.001
 25. Geier M, Pasquali A, Schönherr M. 2017 Parametrization of the cumulant lattice Boltzmann method for fourth order accurate diffusion part I: Derivation and validation. *J. Comput. Phys.* **348**, 862 – 888.
doi:10.1016/j.jcp.2017.05.040
 26. Geier M, Pasquali A, Schönherr M. 2017 Parametrization of the cumulant lattice Boltzmann method for fourth order accurate diffusion part II: Application to flow around a sphere at drag crisis. *J. Comput. Phys.* **348**, 889 – 898.
doi:10.1016/j.jcp.2017.07.004
 27. Skordos PA. 1993 Initial and boundary conditions for the lattice Boltzmann method. *Phys. Rev. E* **48**, 4823–4842.
doi:10.1103/PhysRevE.48.4823
 28. Ladd AJC, Verberg R. 2001 Lattice-Boltzmann simulations of particle-fluid suspensions. *J. Stat. Phys.* **104**, 1191–1251.
doi:10.1023/A:1010414013942
 29. Latt J, Chopard B. 2006 Lattice Boltzmann method with regularized pre-collision distribution functions. *Math. Comput. Simul.* **72**, 165–168.
doi:10.1016/j.matcom.2006.05.017
 30. Chen H, Zhang R, Staroselsky I, Jhon M. 2006 Recovery of full rotational invariance in lattice Boltzmann formulations for high Knudsen number flows. *Physica A* **362**, 125–131.
doi:10.1016/j.physa.2005.09.008
 31. Malaspinas O. 2015 Increasing stability and accuracy of the lattice Boltzmann scheme: recursivity and regularization. *arXiv preprint arXiv:1505.06900*.
 32. Coreixas C, Wissocq G, Puigt G, Boussuge JF, Sagaut P. 2017 Recursive regularization step for high-order lattice Boltzmann methods. *Phys. Rev. E* **96**, 033306.
doi:10.1103/PhysRevE.96.033306
 33. Brogi F, Malaspinas O, Chopard B, Bonadonna C. 2017 Hermite regularization of the lattice Boltzmann method for open source computational aeroacoustics. *J. Acoust. Soc. Am* **142**, 2332–2345.
doi:10.1121/1.5006900

34. Jacob J, Malaspinas O, Sagaut P. 2018 A new hybrid recursive regularised Bhatnagar-Gross-Krook collision model for lattice Boltzmann method-based Large Eddy Simulation. *J. Turb.* **19**, 1051–1076.
doi:10.1080/14685248.2018.1540879
35. Manoha E, Caruelle B. 2015 Summary of the LAGOON solutions from the benchmark problems for airframe noise computations-III workshop.
In *21st AIAA/CEAS Aeroacoustics Conference*, p. 2846.
doi:10.2514/6.2015-2846
36. Premnath KN, Banerjee S. 2011 On the three-dimensional central moment lattice Boltzmann method. *J. Stat. Phys.* **143**, 747–794.
doi:10.1007/s10955-011-0208-9
37. Ning Y, Premnath KN, Patil DV. 2016 Numerical study of the properties of the central moment lattice Boltzmann method. *Int. J. Numer. Meth. Fluids* **82**, 59–90.
doi:10.1002/fld.4208
38. Geier M, Pasquali A. 2018 Fourth order Galilean invariance for the lattice Boltzmann method. *Comput. Fluids* **166**, 139 – 151.
doi:10.1016/j.compfluid.2018.01.015
39. Gehrke M, Banari A, Rung T. 2020 Performance of under-resolved, model-free LBM simulations in turbulent shear flows.
In *Progress in Hybrid RANS-LES Modelling* (ed. Y Hoarau, SH Peng, D Schwaborn, A Revell, C Mockett), pp. 3–18. Cham: Springer International Publishing.
doi:10.1007/978-3-030-27607-2_1
40. Qian YH, Orszag SA. 1993 Lattice BGK models for the Navier-Stokes equation: Nonlinear deviation in compressible regimes. *Europhys. Lett.* **21**, 255.
doi:10.1209/0295-5075/21/3/001
41. Chen Y, Ohashi H, Akiyama M. 1994 Thermal lattice Bhatnagar-Gross-Krook model without nonlinear deviations in macrodynamic equations. *Phys. Rev. E* **50**, 2776–2783.
doi:10.1103/PhysRevE.50.2776
42. Qian YH, Zhou Y. 1998 Complete Galilean-invariant lattice BGK models for the Navier-Stokes equation. *Europhys. Lett.* **42**, 359.
43. Nie XB, Shan X, Chen H. 2008 Galilean invariance of lattice Boltzmann models. *Europhys. Lett.* **81**, 34005.
doi:10.1209/0295-5075/81/34005
44. Prasianakis NI, Karlin IV, Mantzaras J, Boulouchos KB. 2009 Lattice Boltzmann method with restored Galilean invariance. *Phys. Rev. E* **79**, 066702.
doi:10.1103/PhysRevE.79.066702
45. Dellar PJ. 2014 Lattice Boltzmann algorithms without cubic defects in Galilean invariance on standard lattices. *J. Comput. Phys.* **259**, 270 – 283.
doi:10.1016/j.jcp.2013.11.021
46. Shan X. 2019 Central-moment-based Galilean-invariant multiple-relaxation-time collision model. *Phys. Rev. E* **100**, 043308.
doi:10.1103/PhysRevE.100.043308
47. Kataoka T, Tsutahara M. 2004 Lattice Boltzmann model for the compressible Navier-Stokes equations with flexible specific-heat ratio. *Phys. Rev. E* **69**, 035701.
doi:10.1103/PhysRevE.69.035701
48. Dellar PJ. 2008 Two routes from the Boltzmann equation to compressible flow of polyatomic gases. *Prog. Comput. Fluid Dy.* **8**.
doi:10.1504/PCFD.2008.018081
49. Dellar PJ. 2010 Electromagnetic waves in lattice Boltzmann magnetohydrodynamics. *Europhys. Lett.* **90**, 50002.
doi:10.1209/0295-5075/90/50002
50. Coelho RCV, Ilha A, Doria MM, Pereira RM, Aibe VY. 2014 Lattice Boltzmann method for bosons and fermions and the fourth-order Hermite polynomial expansion. *Phys. Rev. E* **89**, 043302.
doi:10.1103/PhysRevE.89.043302
51. Coelho RCV. 2017 *Lattice Boltzmann method for semiclassical fluids and its application for electron hydrodynamics*.
Ph.D. thesis, Federal University of Rio de Janeiro (UFRJ).

52. Gabbana A, Mendoza M, Succi S, Tripiccion R. 2017 Towards a unified lattice kinetic scheme for relativistic hydrodynamics. *Phys. Rev. E* **95**, 053304.
doi:10.1103/PhysRevE.95.053304
53. Axelsson O. 1996 *Iterative solution methods*. Cambridge university press.
54. Golub GH, Van Loan CF. 2012 *Matrix computations*, volume 3. JHU Press.
55. Hirsch C. 2007 *Numerical computation of internal and external flows: The fundamentals of Computational Fluid Dynamics*. Elsevier.
56. Blazek J. 2015 *Computational Fluid Dynamics: principles and applications*. Butterworth-Heinemann, 3 edition.
57. Sterling JD, Chen S. 1996 Stability analysis of lattice Boltzmann methods. *J. Comput. Phys.* **123**, 196 – 206.
doi:10.1006/jcph.1996.0016
58. Worthing RA, Mozer J, Seeley G. 1997 Stability of lattice Boltzmann methods in hydrodynamic regimes. *Phys. Rev. E* **56**, 2243–2253.
doi:10.1103/PhysRevE.56.2243
59. Lallemand P, Luo LS. 2003 Theory of the lattice Boltzmann method: Acoustic and thermal properties in two and three dimensions. *Phys. Rev. E* **68**, 036706.
doi:10.1103/PhysRevE.68.036706
60. Wolf-Gladrow DA. 2004 *Lattice-gas cellular automata and lattice Boltzmann models: an introduction*. Springer.
61. Niu XD, Shu C, Chew YT, Wang TG. 2004 Investigation of stability and hydrodynamics of different lattice Boltzmann models. *J. Stat. Phys.* **117**, 665–680.
doi:10.1007/s10955-004-2264-x
62. Dellar PJ. 2006 Non-hydrodynamic modes and general equations of state in lattice Boltzmann equations. *Physica A* **362**, 132 – 138.
doi:10.1016/j.physa.2005.09.012
63. Siebert DN, Hegele LA, Philippi PC. 2008 Lattice Boltzmann equation linear stability analysis: Thermal and athermal models. *Phys. Rev. E* **77**, 026707.
doi:10.1103/PhysRevE.77.026707
64. Ricot D, Marié S, Sagaut P, Bailly C. 2009 Lattice Boltzmann method with selective viscosity filter. *J. Comput. Phys.* **228**, 4478 – 4490.
doi:10.1016/j.jcp.2009.03.030
65. Marié S, Ricot D, Sagaut P. 2009 Comparison between lattice Boltzmann method and Navier–Stokes high order schemes for computational aeroacoustics. *J. Comput. Phys.* **228**, 1056 – 1070.
doi:10.1016/j.jcp.2008.10.021
66. Ginzburg I, d’Humières D, Kuzmin A. 2010 Optimal stability of advection-diffusion lattice Boltzmann models with two relaxation times for positive/negative equilibrium. *J. Stat. Phys.* **139**, 1090–1143.
doi:10.1007/s10955-010-9969-9
67. Xu H, Malaspinas O, Sagaut P. 2012 Sensitivity analysis and determination of free relaxation parameters for the weakly-compressible MRT–LBM schemes. *J. Comput. Phys.* **231**, 7335 – 7367.
doi:10.1016/j.jcp.2012.07.005
68. Dubois F, Février T, Graille B. 2015 On the stability of a relative velocity lattice Boltzmann scheme for compressible Navier–Stokes equations. *C. R. Mécanique* **343**, 599 – 610.
doi:10.1016/j.crme.2015.07.010
69. Hosseini SA, Darabiha N, Thévenin D, Eshghinejadfard A. 2017 Stability limits of the single relaxation-time advection–diffusion lattice Boltzmann scheme. *Int. J. Mod. Phys. C* **28**, 1750141.
doi:10.1142/S0129183117501418
70. Chávez-Modena M, Ferrer E, Rubio G. 2018 Improving the stability of multiple-relaxation lattice Boltzmann methods with central moments. *Comput. Fluids* **172**, 397 – 409.
doi:10.1016/j.compfluid.2018.03.084

71. Krivovichev GV, Mikheev SA. 2018 On the stability of multi-step finite-difference-based lattice Boltzmann schemes. *Int. J. Comput. Methods* **16**, 1850087. doi:10.1142/S0219876218500871
72. Wilde D, Krämer A, Küllmer K, Foysi H, Reith D. 2019 Multistep lattice Boltzmann methods: Theory and applications. *Int. J. Numer. Meth. Fluids* **90**, 156–169. doi:10.1002/fld.4716
73. Wissocq G, Sagaut P, Boussuge JF. 2019 An extended spectral analysis of the lattice Boltzmann method: modal interactions and stability issues. *J. Comput. Phys.* **380**, 311 – 333. doi:10.1016/j.jcp.2018.12.015
74. Hosseini SA, Coreixas C, Darabiha N, Thévenin D. 2019 Extensive analysis of the lattice Boltzmann method on shifted stencils. *Phys. Rev. E* **100**, 063301. doi:10.1103/PhysRevE.100.063301
75. Hosseini SA, Darabiha N, Thévenin D. 2019 Compressibility in lattice Boltzmann on standard stencils: effects of deviation from reference temperature. (*accepted*).
76. Huang K. 1987 *Statistical Mechanics, 2nd Edition*. Wiley, 2 edition.
77. Seeger S. 2003 *The Cumulant Method*. Ph.D. thesis, TU-Chemnitz.
78. Fox R. 2014 Quadrature-based moment methods for kinetic models. In *Workshop on Moment Methods in Kinetic Theory II*. Fields Institute, University of Toronto.
79. Shan X, Yuan XF, Chen H. 2006 Kinetic theory representation of hydrodynamics: A way beyond the Navier–Stokes equation. *J. Fluid Mech.* **550**, 413–441. doi:10.1017/S0022112005008153
80. Chapman S, Cowling T. 1970 *The Mathematical Theory of Non-uniform Gases: An Account of the Kinetic Theory of Viscosity, Thermal Conduction and Diffusion in Gases*. Cambridge University Press.
81. Wagner AJ, Yeomans JM. 1999 Phase separation under shear in two-dimensional binary fluids. *Phys. Rev. E* **59**, 4366–4373. doi:10.1103/PhysRevE.59.4366
82. Prasianakis NI, Karlin IV. 2007 Lattice Boltzmann method for thermal flow simulation on standard lattices. *Phys. Rev. E* **76**, 016702. doi:10.1103/PhysRevE.76.016702
83. Karlin I, Asinari P. 2010 Factorization symmetry in the lattice Boltzmann method. *Physica A* **389**, 1530 – 1548. doi:10.1016/j.physa.2009.12.032
84. Coreixas C. 2018 *High-order extension of the recursive regularized lattice Boltzmann method*. Ph.D. thesis, INP Toulouse.
85. Karlin IV, Gorbunov AN, Succi S, Boffi V. 1998 Maximum entropy principle for lattice kinetic equations. *Phys. Rev. Lett.* **81**, 6–9. doi:10.1103/PhysRevLett.81.6
86. Boghosian BM, Yezpey J, Coveney PV, Wager A. 2001 Entropic lattice Boltzmann methods. *Proc. Royal Soc. A* **457**, 717–766. doi:10.1098/rspa.2000.0689
87. Atif M, Kolluru PK, Thantapanally C, Ansumali S. 2017 Essentially entropic lattice Boltzmann model. *Phys. Rev. Lett.* **119**, 240602. doi:10.1103/PhysRevLett.119.240602
88. Sagaut P. 2010 Toward advanced subgrid models for lattice-Boltzmann-based large-eddy simulation: Theoretical formulations. *Comput. Math. Appl.* **59**, 2194 – 2199. doi:10.1016/j.camwa.2009.08.051
89. Marié S, Gloerfelt X. 2017 Adaptive filtering for the lattice Boltzmann method. *J. Comput. Phys.* **333**, 212 – 226. doi:10.1016/j.jcp.2016.12.017
90. Prasianakis NI, Karlin IV. 2008 Lattice Boltzmann method for simulation of compressible flows on standard lattices. *Phys. Rev. E* **78**, 016704. doi:10.1103/PhysRevE.78.016704
91. Feng Y, Boivin P, Jacob J, Sagaut P. 2019 Hybrid recursive regularized thermal lattice Boltzmann model for high subsonic compressible flows. *J. Comput. Phys.* **394**, 82 – 99. doi:10.1016/j.jcp.2019.05.031

92. Renard F, Feng Y, Boussuge JF, Sagaut P. 2020 Improved compressible hybrid lattice Boltzmann method on standard lattice for subsonic and supersonic flows. *arXiv preprint arXiv:2002.03644*.
93. Tayyab M, Zhao S, Feng Y, Boivin P. 2020 Hybrid regularized lattice-Boltzmann modelling of premixed and non-premixed combustion processes. *Combust. Flame* **211**, 173 – 184. doi:10.1016/j.combustflame.2019.09.029
94. Gehrke M, Janßen C, Rung T. 2017 Scrutinizing lattice Boltzmann methods for direct numerical simulations of turbulent channel flows. *Comput. Fluids* **156**, 247 – 263. doi:10.1016/j.compfluid.2017.07.005
95. Haussmann M, Simonis S, Nirschl H, Krause MJ. 2019 Direct numerical simulation of decaying homogeneous isotropic turbulence-numerical experiments on stability, consistency and accuracy of distinct lattice Boltzmann methods. *Int. J. Mod. Phys. C* **30**, 1–29. doi:10.1142/S0129183119500748
96. Struchtrup H, Torrilhon M. 2003 Regularization of Grad's 13 moment equations: Derivation and linear analysis. *Phys. Fluids* **15**, 2668–2680. doi:10.1063/1.1597472
97. Torrilhon M. 2016 Modeling nonequilibrium gas flow based on moment equations. *Annu. Rev. Fluid Mech* **48**, 429–458. doi:10.1146/annurev-fluid-122414-034259
98. Von Neumann J, Burks AW. 1996 *Theory of self-reproducing automata*. University of Illinois Press Urbana.
99. Vanharen J, Puigt G, Vasseur X, Boussuge JF, Sagaut P. 2017 Revisiting the spectral analysis for high-order spectral discontinuous methods. *J. Comput. Phys.* **337**, 379 – 402. doi:10.1016/j.jcp.2017.02.043
100. Siebert DN, Hegele LA, Surmas R, Dos Santos LOE, Philippi PC. 2007 Thermal lattice Boltzmann in two dimensions. *Int. J. Mod. Phys. C* **18**, 546–555. doi:10.1142/S0129183107010784
101. Lekkerkerker HNW, Boon JP. 1974 Hydrodynamic modes and light scattering near the convective instability. *Phys. Rev. A* **10**, 1355–1360. doi:10.1103/PhysRevA.10.1355
102. Dellar PJ. 2001 Bulk and shear viscosities in lattice Boltzmann equations. *Phys. Rev. E* **64**, 031203. doi:10.1103/PhysRevE.64.031203
103. Astoul T, Wissocq G, Boussuge JF, Sengissen A, Sagaut P. 2019 Analysis and reduction of spurious noise generated at grid refinement interfaces with the lattice Boltzmann method. (*under review*).
104. Cao N, Chen S, Jin S, Martínez D. 1997 Physical symmetry and lattice symmetry in the lattice Boltzmann method. *Phys. Rev. E* **55**, R21–R24. doi:10.1103/PhysRevE.55.R21
105. Guo Z, Zhao TS. 2003 Explicit finite-difference lattice Boltzmann method for curvilinear coordinates. *Phys. Rev. E* **67**, 066709. doi:10.1103/PhysRevE.67.066709
106. Watari M. 2007 Finite difference lattice Boltzmann method with arbitrary specific heat ratio applicable to supersonic flow simulations. *Physica A* **382**, 502 – 522. doi:10.1016/j.physa.2007.03.037
107. Kefayati GR, Tang H, Chan A. 2018 Immersed boundary-finite difference lattice Boltzmann method through fluid-structure interaction for viscoplastic fluids. *J. Fluids Struct.* **83**, 238 – 258. doi:10.1016/j.jfluidstructs.2018.09.007
108. Nannelli F, Succi S. 1992 The lattice Boltzmann equation on irregular lattices. *J. Stat. Phys.* **68**, 401–407. doi:10.1007/BF01341755
109. Xi H, Peng G, Chou SH. 1999 Finite-volume lattice Boltzmann schemes in two and three dimensions. *Phys. Rev. E* **60**, 3380–3388. doi:10.1103/PhysRevE.60.3380
110. Ubertini S, Bella G, Succi S. 2003 Lattice Boltzmann method on unstructured grids: Further developments. *Phys. Rev. E* **68**, 016701. doi:10.1103/PhysRevE.68.016701

111. Sbragaglia M, Sugiyama K. 2010 Volumetric formulation for a class of kinetic models with energy conservation. *Phys. Rev. E* **82**, 046709.
doi:10.1103/PhysRevE.82.046709
112. Guo Z, Xu K, Wang R. 2013 Discrete unified gas kinetic scheme for all Knudsen number flows: Low-speed isothermal case. *Phys. Rev. E* **88**, 033305.
doi:10.1103/PhysRevE.88.033305
113. Guo Z, Wang R, Xu K. 2015 Discrete unified gas kinetic scheme for all Knudsen number flows. II. Thermal compressible case. *Phys. Rev. E* **91**, 033313.
doi:10.1103/PhysRevE.91.033313
114. Feng Y, Sagaut P, Tao WQ. 2016 A compressible lattice Boltzmann finite volume model for high subsonic and transonic flows on regular lattices. *Comput. Fluids* **131**, 45 – 55.
doi:10.1016/j.compfluid.2016.03.009
115. Yang L, Shu C, Yang W, Chen Z, Dong H. 2018 An improved discrete velocity method (DVM) for efficient simulation of flows in all flow regimes. *Phys. Fluids* **30**, 062005.
116. Shi X, Lin J, Yu Z. 2003 Discontinuous Galerkin spectral element lattice Boltzmann method on triangular element. *Int. J. Numer. Meth. Fluids* **42**, 1249–1261.
doi:10.1002/fld.594
117. Min M, Lee T. 2011 A spectral-element discontinuous Galerkin lattice Boltzmann method for nearly incompressible flows. *J. Comput. Phys.* **230**, 245 – 259.
doi:10.1016/j.jcp.2010.09.024
118. Patel S, Min M, Lee T. 2016 A spectral-element discontinuous Galerkin thermal lattice Boltzmann method for conjugate heat transfer applications. *Int. J. Numer. Meth. Fluids* **82**, 932–952.
doi:10.1002/fld.4250
119. Shao W, Li J. 2018 Three time integration methods for incompressible flows with discontinuous Galerkin Boltzmann method. *Comput. Math. Appl.* **75**, 4091 – 4106.
doi:10.1016/j.camwa.2018.03.015
120. He X, Chen S, Doolen GD. 1998 A novel thermal model for the lattice Boltzmann method in incompressible limit. *J. Comput. Phys.* **146**, 282 – 300.
doi:10.1006/jcph.1998.6057
121. Dellar PJ. 2013 An interpretation and derivation of the lattice Boltzmann method using Strang splitting. *Comput. Math. Appl.* **65**, 129 – 141.
doi:10.1016/j.camwa.2011.08.047
122. d’Humières D, Ginzburg I. 2009 Viscosity independent numerical errors for lattice Boltzmann models: From recurrence equations to collision numbers. *Comput. Math. Appl.* **58**, 823 – 840.
doi:10.1016/j.camwa.2009.02.008
123. Shan X. 2006 Analysis and reduction of the spurious current in a class of multiphase lattice Boltzmann models. *Phys. Rev. E* **73**, 047701.
doi:10.1103/PhysRevE.73.047701
124. Lee T, Fischer PF. 2006 Eliminating parasitic currents in the lattice Boltzmann equation method for nonideal gases. *Phys. Rev. E* **74**, 046709.
doi:10.1103/PhysRevE.74.046709
125. Chen L, Kang Q, Mu Y, He YL, Tao WQ. 2014 A critical review of the pseudopotential multiphase lattice Boltzmann model: Methods and applications. *Int. J. Heat Mass Transfer* **76**, 210 – 236.
doi:10.1016/j.ijheatmasstransfer.2014.04.032
126. Crank J, Nicolson P. 1947 A practical method for numerical evaluation of solutions of partial differential equations of the heat-conduction type.
In *Mathematical Proceedings of the Cambridge Philosophical Society*, volume 43, pp. 50–67. Cambridge University Press.
doi:10.1017/S0305004100023197
127. Latt J, Malaspinas O, Kontaxakis D, Parmigiani A, Lagrava D, Brogi F, Belgacem MB, Thorimbert Y, Leclaire S, Li S, Kotsalos C, Marson F, Coreixas C, Petkantchin R, Raynaud F, Conradin R, Beny J, Chopard B. 2019 Palabos: Parallel lattice Boltzmann solver. (*accepted*).
doi:10.13140/RG.2.2.20836.94086
128. Wang Z, Fidkowski K, Abgrall R, Bassi F, Caraeni D, Cary A, Deconinck H, Hartmann R, Hillewaert K, Huynh H, Kroll N, May G, Persson PO, van Leer B, Visbal M. 2013 High-order CFD methods: current status and perspective. *Int. J. Numer. Meth. Fluids* **72**, 811–845.

- doi:10.1002/fld.3767
129. Gendre F, Ricot D, Fritz G, Sagaut P. 2017 Grid refinement for aeroacoustics in the lattice Boltzmann method: A directional splitting approach. *Phys. Rev. E* **96**, 023311.
doi:10.1103/PhysRevE.96.023311
 130. Brown DL, Minion ML. 1995 Performance of under-resolved two-dimensional incompressible flow simulations. *J. Comput. Phys.* **122**, 165 – 183.
doi:10.1006/jcph.1995.1205
 131. Minion ML, Brown DL. 1997 Performance of under-resolved two-dimensional incompressible flow simulations, II. *J. Comput. Phys.* **138**, 734 – 765.
doi:10.1006/jcph.1997.5843
 132. S Ansumali, I V Karlin, H C Öttinger. 2003 Minimal entropic kinetic models for hydrodynamics. *Europhys. Lett.* **63**, 798–804.
doi:10.1209/epl/i2003-00496-6
 133. Lycett-Brown D, Luo KH, Liu R, Lv P. 2014 Binary droplet collision simulations by a multiphase cascaded lattice Boltzmann method. *Phys. Fluids* **26**, 023303.
doi:10.1063/1.4866146
 134. Grad H. 1949 On the kinetic theory of rarefied gases. *Commun. Pure Appl. Math.* **2**, 331–407.
doi:10.1002/cpa.3160020403