

Identifiability and Estimation of Possibly Non-Invertible SVARMA Models: A New Parametrisation

Bernd Funovits

17th February 2021

Proposed Running Head: Possibly Non-Invertible SVARMA in WHF

Affiliation

University of Helsinki

Faculty of Social Sciences

Discipline of Economics

P. O. Box 17 (Arkadiankatu7)

FIN-00014 University of Helsinki

and

TU Wien

Institute of Statistics and Mathematical Methods in Economics

Econometrics and System Theory

Wiedner Hauptstr. 8

A-1040 Vienna

E-mail: bernd.funovits@helsinki.fi

Abstract

This article deals with parameterisation, identifiability, and maximum likelihood (ML) estimation of possibly non-invertible structural vector autoregressive moving average (SVARMA) models driven by independent and non-Gaussian shocks. In contrast to previous literature, the novel representation of the MA polynomial matrix using the Wiener-Hopf factorisation (WHF) focuses on the multivariate nature of the model, generates insights into its structure, and uses this structure for devising optimisation algorithms. In particular, it allows to parameterise the location of determinantal zeros inside and outside the unit circle, and it allows for MA zeros at zero, which can be interpreted as informational delays. This is highly relevant for data-driven evaluation of Dynamic Stochastic General Equilibrium (DSGE) models. Typically imposed identifying restrictions on the shock transmission matrix as well as on the determinantal root location are made testable. Furthermore, we provide low level conditions for asymptotic normality of the ML estimator and analytic expressions for the score and the information matrix. As application, we estimate the Blanchard and Quah model and show that our method provides further insights regarding non-invertibility using a standard macroeconomic model. These and further analyses are implemented in a well documented R-package.

Keywords: Non-invertibility, Wiener-Hopf factorisation, structural vector autoregressive moving-average models, non-Gaussianity, identifiability

JEL classification: C32, C51, E52

1 Introduction

Tracing out the response of variables of interest with respect to underlying economic shocks is part of almost every macroeconomic analysis (Sims, 1980). The main tool for generating this so-called impulse response function (IRF) is the structural vector autoregressive (SVAR) model. In this article, we suggest a superior alternative to SVAR models which allows for modelling the fact the economic agents have more information available than an outside observer (like an econometrician): possibly non-invertible SVARMA models.

It is well-known and easily seen from the spectral factorisation theorem for rational spectral densities (Rozanov, 1967, page 47), (Hannan, 1970, page 66), that neither the zero location (inside or outside the unit circle) nor the static shock transmission matrix is identified from second moment information. Focusing on the static identifiability problem (i.e. assuming implicitly that the IRF has no zeros inside the unit circle), an immense body of literature has been dedicated to devising (mainly story-driven) identification strategies for the static shock transmission matrix in SVARs (Kilian and Lütkepohl, 2017, Chapter 4). Recently, Lanne et al. (2017) and Gouriéroux et al. (2017) have shown that structural vector autoregressive (SVAR) models driven by independent non-Gaussian components are identified up to scaling and permutations which makes the typically imposed identifying restrictions testable. It is thus possible to employ a data-driven approach instead of a story-telling approach for identifying the static shock transmission matrix.

While the literature on SVAR models is abundant, contributions regarding possibly non-invertible SVARMA models are scarce (and will be discussed below), possibly due to the fact that more sophisticated mathematical tools are required for their analysis. Be that as it may, the fact that SVAR models exclude a priori the existence of determinantal MA roots¹ is especially problematic in structural economic environments where economic agents have more information available than outside observers (Alessi et al., 2011), corresponding to determinantal MA roots inside the unit circle (Hansen and Sargent, 1991, page 86).

Even without allowing for determinantal roots of the MA polynomial matrix inside the unit circle, it is known that complex dynamics are better approximated and described by SVARMA models (Hannan and Deistler, 2012; Poskitt and Yao, 2017). In macroeconometrics especially, where data is sometimes only available at quarterly instances, it is of paramount importance to use parsimoniously parameterised models (like e.g. SVARMA models) for which the IRF and variance decompositions can be obtained straight-forwardly. Poskitt (2016), Poskitt and Yao (2017), Raghavan et al. (2016), Athanasopoulos and Vahid (2008a), and Athanasopoulos and Vahid (2008b) provide ample evidence and make a strong point for using VARMA models instead of VAR models for econometric analysis.

We focus here on a general treatment of possibly non-invertible SVARMA models, provide a new parametrisation for the MA polynomial, show that this parametrisation is identifiable under different non-Gaussianity assumptions and (just-identifying) parameter restrictions which are necessary to make the WHF unique, and provide low-level conditions on the true shock densities such that the ML estimator is asymptotically normal. Moreover, we characterise the classes of observational equivalence in terms of second moment information at different stages of the modelling process, i.e. from rational spectral density to spectral factors (or equivalently the IRF), from spectral factor to AR and MA polynomial and static shock transmission matrix, and finally from the MA matrix polynomial to the (without further assumptions in general non-unique) WHF factorisation.

To illustrate the importance of identifying the root location correctly, consider the example given in Gouriéroux et al. (2019) who refer to Lippi and Reichlin (1993). Notice that when the true model for productivity is given as $y_t = \varepsilon_t + b\varepsilon_{t-1}$, where (ε_t) is an i.i.d. shock to productivity with variance equal to one, and such that the largest impact of a productivity shock is delayed, i.e. $b > 1$, we cannot reconstruct these shocks from present and past observed data (thence the term “non-invertibility”). Moreover, it is easy to see that the process $x_t = \eta_t + \frac{1}{b}\eta_{t-1}$ where (η_t) is a white noise process with variance b^2 has the same autocovariance function (and spectral density) as (y_t) .

Next, we discuss two related approaches based on Blaschke matrices. The recent contribution Gouriéroux et al. (2019) provides an overview of estimation strategies (essentially in the bivariate case with one MA lag) and

¹Even though the natural approach to overcome this deficiency is to allow for a non-constant MA polynomial matrix with zeros inside the unit circle, there are approaches which try to recover a single shock from a SVAR models and assess the “degree of non-invertibility” (Sims and Zha, 2006; Forni et al., 2019).

applications in macroeconomics and finance. Like previous articles in the literature on possibly non-causal or possibly non-invertible multivariate time series models (Davis and Song, 2010; Lanne and Saikkonen, 2013), they apply results by Chan and Ho (2004); Chan et al. (2006) with regards to unique representation of multivariate linear processes to obtain identifiability of the possibly non-invertible SVARMA model. The approach is, however, seriously flawed in several dimensions, see Funovits (2020) for a detailed analysis. Firstly, they use Blaschke matrices to mirror initial estimates based on moment estimation at the unit circle without taking the possibly complex nature of the mirroring procedure into account and thus leave the real-valued parameter space. They discard imaginary parts or replace complex-valued matrices with identity matrices without providing any justification for doing so. Moreover, their implementation² ignores the complex-valued nature in the sense that whenever there is a complex-conjugated eigenvalue to be mirrored, the obtained “Blaschke matrix” does not have a spectrum equal to the identity matrix. It is non-trivial to prove that the Blaschke matrix mirroring a pair of complex-conjugated roots at the unit circle has real-valued coefficients. This problem is solved in Scherrer and Funovits (2020c). Secondly, their article is presented in a way that suggests that it is applicable to VARMA(p,q) models of arbitrary cross-sectional dimension n and MA order q . However, unless the product $n \cdot q$ of the cross-sectional dimension n and the MA order q is sufficiently small, their approach is not computationally feasible since they need to perform up to 2^{nq} optimisations. Lastly, Gouriéroux et al. (2019) only state high-level conditions in their Proposition 2 on asymptotic properties without verifying them. In particular, their statement that the parameter space for VARMA models be compact is incorrect thus their Proposition 2 is empty.

The working paper Velasco (2020) is the multivariate generalisation of Velasco and Lobato (2018) which treats univariate possibly non-causal and possibly non-invertible ARMA models using an objective function based on higher order spectra. The array representation of multivariate higher order spectral densities seems to be based on Brillinger (1981, Theorem 2.8.1, page 34) and Jammalamadaka et al. (2006) and is the logical step for generalising the objective function for univariate models to the one for multivariate models. While Velasco’s approach certainly has its merits, similar criticism as mentioned above applies. The estimation requires optimisation of 2^{nq} basic representations and is therefore only suitable for models of small dimensions and/or small MA order. Moreover, evaluation of higher order cumulants is computationally extremely costly, even after taking symmetries into account³ which is prohibitive for applications outside usual sample sizes of macroeconomic low frequency data. As described on page 29 in Velasco (2020), these basic representations only serve as preliminary estimates for local GMM which again can hardly be made computationally feasible. Another possible problem regarding the use of higher order cumulants directly is the fact that methods based on higher (than second) order cumulant spectra are not efficient in estimating parameters of finite parameter schemes⁴ and that they are quite sensitive with respect to outliers. In Hyvärinen et al. (2001, page 280), it is mentioned in the context of comparing different ICA methods that “using kurtosis is well justified only if the ICs are subgaussian and there are no outliers”. A similar approach has been pursued in Funovits (2019) (and presented at the NBER Time Series Meeting 2019 in Hong Kong) but discarded due to these shortcomings. Furthermore, it is unclear how it is ensured that the real parameter space is not left when applying possibly complex-valued Blaschke matrices⁵. Last but not least, Velasco (2020) assumes that the zero-lag coefficient matrix of the MA matrix polynomial is non-singular which excludes informational delays. To summarise, while the approach in Velasco (2020) certainly has its merits, any approach based on Blaschke matrices is sub-optimal since non-invertibility is only an afterthought. In contrast, non-invertibility is at the centre when parametrising the MA polynomial matrix using the WHF. Both Gouriéroux et al. (2019) and Velasco (2020) try to optimise an objective function over a complicated parameter space without sufficiently analysing its structure.

This article is accompanied by an R-package⁶ which implements the developed methods and contains various

²Downloaded from the website of the Review of Economic Studies: <https://doi.org/10.1093/restud/rdz028>.

³The evaluation of the higher order periodogram of order 4 requires $\mathcal{O}(T^3)$ evaluations, where T is the number of observations.

⁴See Lii and Rosenblatt (1996), who mention Kreiss (1987) as a univariate causal and invertible approach for obtaining asymptotically efficient estimates in the ARMA case with unknown input densities, and Gassiat (1990, 1993) for the univariate non-causal AR case with unknown input densities for results regarding locally asymptotic minimax estimators.

⁵While an article by Baggio and Ferrante is cited, there is no article of these authors in the references.

⁶It can be downloaded from <https://github.com/bfunovits/>.

worked examples from the economic literature in vignettes. The package builds on the R packages `RLDM`⁷ (Scherrer and Funovits, 2020b) and `rationalmatrices` (Scherrer and Funovits, 2020a).

The rest of the paper is structured as follows. In Section 2, the SVARMA model and the WHF parametrisation are introduced and the latter is shown to be unique under certain (just-identifying) parameter restrictions. In Section 3, the identifiability problem is analysed and the classes of observational equivalence with respect to second moment information are characterised. Moreover, the (static and dynamic) identifiability result for our novel parameterisation is stated and proved, and an identification scheme for selecting a particular signed permutation is presented. In Section 4, the maximum likelihood (ML) estimator is derived and shown to be consistent and asymptotically normal. In Section 5, we estimate the Blanchard and Quah (1989) model, compare our results to previous ones in the literature, and discuss further advantages of our approach in a standard macroeconomic model. Detailed analysis is contained in the associated R-package. The Appendix contains results on zeros and poles at infinity of rational matrices, details on the (non-) uniqueness of the WHF, and derivations regarding asymptotic normality of the ML estimator.

We use z as a complex variable as well as the backward shift operator on a stochastic process, i.e. $z(y_t)_{t \in \mathbb{Z}} = (y_{t-1})_{t \in \mathbb{Z}}$ and define $i = \sqrt{-1}$. The transpose of an $(m \times n)$ -dimensional matrix A is represented by A' . For the sub-matrix of A consisting of rows m_1 to m_2 , $0 \leq m_1 \leq m_2 \leq m$, we write $A_{[m_1:m_2, \bullet]}$ and analogously $A_{[\bullet, n_1:n_2]}$ for the sub-matrix of A consisting of columns n_1 to n_2 , $0 \leq n_1 \leq n_2 \leq n$. The column-wise vectorisation of $A \in \mathbb{R}^{m \times n}$ is denoted by $vec(A) \in \mathbb{R}^{mn \times 1}$ and for a square matrix $B \in \mathbb{R}^{n \times n}$ we denote with $vecd^o(B) \in \mathbb{R}^{n(n-1)}$ the vectorisation where the diagonal elements of B are left out. The n -dimensional identity matrix is denoted by I_n , an n -dimensional diagonal matrix with diagonal elements (a_1, \dots, a_n) is denoted by $\text{diag}(a_1, \dots, a_n)$, and the inequality " > 0 " means positive definiteness in the context of matrices. The column vector ι_i has a one at positions i and zeros everywhere else. The expectation of a random variable with respect to a given probability space is denoted by $\mathbb{E}(\cdot)$. Convergence in probability and in distribution are denoted by \xrightarrow{p} and \xrightarrow{d} , respectively. Partial derivatives $\left. \frac{\partial f(x)}{\partial x} \right|_{x=x_0}$ of a real-valued function $f(x)$ evaluated at a point $x_0 \in \mathbb{R}^k$ are denoted by $f_x(x_0)$ and considered columns. The normal distribution with mean $\mu \in \mathbb{R}^n$ and covariance matrix $\Sigma \in \mathbb{R}^{n \times n}$ is denoted by $\mathcal{N}(\mu, \Sigma)$.

2 Model

We start from an n -dimensional VARMA system

$$\underbrace{(I_n - a_1 z - \dots - a_p z^p)}_{=a(z)} y_t = \underbrace{(b_0 + b_1 z + \dots + b_q z^q)}_{=b(z)} B \varepsilon_t, \quad a_i, b_i \in \mathbb{R}^{n \times n}. \quad (1)$$

The economic shocks $(\varepsilon_t)_{t \in \mathbb{Z}}$ driving the system are identically and independently distributed (i.i.d.) across time, have zero mean, and diagonal covariance matrix Σ^2 with positive diagonal elements σ_i^2 , whose positive square root is in turn denoted by σ_i . We also introduce the column vector $\sigma = (\sigma_1, \dots, \sigma_n)'$ such that $\Sigma = \text{diag}(\sigma_1, \dots, \sigma_n)$. While the components of ε_t at one point in time are also cross-sectionally independent, they may follow different univariate distributions. We assume that the stability condition

$$\det(a(z)) \neq 0, \quad |z| \leq 1, \quad (2)$$

holds, and that there are no determinantal zeros of $b(z)$ on the unit circle⁸, i.e.

$$\det(b(z)) \neq 0, \quad |z| = 1 \quad (3)$$

hold, and that B is invertible. We will discuss identifiability of $(b(z), B, \Sigma)$ in detail in the next subsections and in Section 3.2.

⁷The abbreviation RLDM stands for Rational Linear Dynamic Models.

⁸Determinantal zeros of $b(z)$ correspond to unit canonical correlations between the future (y_t, y_{t+1}, \dots) and the past $(y_{t-1}, y_{t-2}, \dots)$ of a stationary stochastic process (Hannan and Poskitt, 1988). Therefore, it seems reasonable to exclude this case from analysis.

The (strictly) stationary solution $(y_t)_{t \in \mathbb{Z}}$ of the system (1) is called an ARMA process.

Furthermore, we assume that the polynomial matrices $a(z)$ and $b(z)$ are left-coprime⁹, that a_p and b_q are non-zero, and that (a_p, b_q) is of full rank¹⁰. We do not require that b_0 be equal to the identity matrix or non-singular¹¹. Zeros of $b(z)$ at zero are used for modelling information flows where that information arrives later to an outside observer than it does for the economic agents.

Remark 1. An assumption similar to the full rank assumption on (a_p, b_q) seems to be missing in Gouriéroux et al. (2019). While assuming coprimeness reduces the equivalence class of SVARMA models $(a(z), b(z)B)$ that generate the same transfer function $k(z) = a(z)^{-1}b(z)B$, it is not sufficient to guarantee that the equivalence class is a singleton. For example, if $u_1(a_p, b_q) = 0$ and $u_1 \neq 0$, then for $\tilde{u}(z) = I_n + u_1z$ the pair $(\tilde{u}(z)a(z), \tilde{u}(z)b(z)B)$ is another realisation of the transfer function $k(z) = (\tilde{u}(z)a(z))^{-1}(\tilde{u}(z)b(z)B)$ which satisfies all requirements on the parameter space. Note that these authors require that, in my notation, $b_0 = I_n$ and therefore do not allow for delays regarding arrival of information to outside observers.

2.1 Parametrisation using the Wiener-Hopf Factorisation

The following parametrisation of the MA polynomial matrix $b(z)$ is useful for gaining structural insights into the behaviour of the system and for deriving asymptotic properties and analytic expressions for the score, and the information matrix. Every $b(z) = b_0 + b_1z + \dots + b_qz^q$ without zeros on the unit circle can be represented as a product of a backward, a shift and a forward part such that $b(z) = p(z)s(z)f(z)$ where the polynomial matrix $p(z) = p_0 + p_1z + \dots + p_{q_p}z^{q_p}$ has no zeros inside or on the unit circle, $s(z)$ is a diagonal matrix with diagonal entries of the form z^{κ_i} , where $\kappa_1 \geq \dots \geq \kappa_n$ holds for the so-called partial indices $\kappa_i \in \mathbb{Z}$, and $f(z) = f_0 + f_1z^{-1} + \dots + f_{q_f}z^{-q_f}$ has no zeros or poles outside the unit circle - in particular, it has no zeros or poles at infinity¹².

Here we provide simple definitions of finite and infinite zeros and poles of a square matrix $R(z)$ whose elements are rational functions and whose determinant is not identically zero. While these definitions suffice for understanding the factorisation mentioned above, we will discuss different definitions of finite and infinite zeros and poles (in a more general setting) in the Appendix.

A finite pole of $R(z)$ at $z_0 \in \mathbb{C}$ is defined as a point for which an element of $R(z)$ has a pole. At points where $R(z)$ does not have a pole, $R(z)$ has a finite zero at z_0 if and only if $\det(R(z_0)) = 0$. More generally, $R(z)$ has a zero at z_0 if and only if $R(z)^{-1}$ has a pole at z_0 .

Regarding the point at infinity, $R(z)$ has a pole at infinity if any element is unbounded when $|z| \rightarrow \infty$, or equivalently, if $R(\frac{1}{z})$ has a pole at zero. If there is no pole at infinity, it has a zero at infinity if and only if the determinant of $R(\frac{1}{z})$ is zero when evaluated at zero. Otherwise, $R(z)$ has a zero at infinity if and only if any element of $(R(\frac{1}{z}))^{-1}$ has a pole at zero.

Notice that $f(z)$ having no pole at infinity implies that $f(\frac{1}{z})|_{z=0}$ is finite (or equivalently that $\lim_{|z| \rightarrow \infty} f(z)$ is finite)¹³. Moreover, $f(z)$ not having infinite zeros implies that $f(\frac{1}{z})|_{z=0} = f_0$ is of full rank.

⁹Two matrix polynomials are called left-coprime if $(a(z), b(z))$ is of full row rank for all $z \in \mathbb{C}$. For equivalent definitions see Hannan and Deistler (2012, Lemma 2.2.1, page 40).

¹⁰The stability, coprimeness, and full-rank assumptions on the parameters in $a(z)$ and $b(z)$ could be relaxed. The full rank assumption on (a_p, b_q) is over-identifying in the sense that some rational transfer function cannot be parameterised by any VARMA(p,q) system which satisfies this assumption, see Hannan (1971) or Hannan and Deistler (2012, Chapter 2.7, page 77). To solve this problem, one could consider the parameter space where the column degrees of $(a(z), b(z))$ are fixed to be $(p_1, \dots, p_n, q_1, \dots, q_n)$ as in Deistler (1983) or Hannan and Deistler (2012, Chapter 2.7). Be that as it may, we impose slightly stronger assumptions to strike a balance between notational complexity and generality, and to focus on the essential part of this contribution. Using non-Gaussianity to reduce the equivalence class of stable SVARMA models which generate the same second moments.

¹¹While requiring that the b_0 matrix be non-singular and subsequently normalising it to the identity matrix is sometimes useful for making connections to better known time series models and for simplifying arguments in proofs, such an assumption is unnatural in the context of the WHF.

¹²In the univariate case, a polynomial of degree d has d poles at infinity.

¹³In system theory, a rational matrix function satisfying $\lim_{|z| \rightarrow \infty} R(z) < \infty$ or $\lim_{|z| \rightarrow \infty} R(z) = 0$ is called proper or strictly proper. The latter is often used for finding a system realisation of the transfer function since it is easy to build a state space system (A, B, C) from a strictly proper $R(z) = C(zI - A)^{-1}B$ and subsequently obtain a proper one as $(C(z - A)^{-1}BD^{-1} + I)D$.

2.1.1 Existence of the WHF

The factorisation of $b(z)$ into $(p(z), s(z), f(z))$ is known as the Wiener-Hopf factorisation (WHF) (Gohberg and Feldman, 1974; Clancey and Gohberg, 1981; Gohberg et al., 2003), see also Onatski (2006); Al-Sadoon (2018); Al-Sadoon and Zwiernik (2019) for its use in rational expectations models. Every rational matrix function without determinantal zeros on the unit circle admits a WHF (Clancey and Gohberg, 1981, Chapter I). It is not necessary (or even unnatural) to assume that $b_0 = I_n$ or non-singular when using the WHF to parametrise the MA polynomial matrix.

Explicit construction of the (left-) WHF¹⁴ of $b(z)$ using the Smith form (Gohberg et al., 2009, page 313ff.) provides also insights into the relation of the WHF to other (better known) factorisations of polynomial matrices. We start from the matrix polynomial $b(z) = b_0 + b_1 z + \dots + b_q z^q$ and obtain

$$b(z) = \underbrace{[u(z)\Lambda_p(z)]}_{=\tilde{p}(z)} \underbrace{[\Lambda_f(z)v(z)]}_{=\tilde{f}(z)} = \underbrace{[\tilde{p}(z)w(z)^{-1}]}_{=\tilde{p}(z)} \underbrace{[w(z)\tilde{f}(z)]}_{=\tilde{f}(z)}$$

where $\Lambda_p(z)$ has only zeros outside the unit circle, and $\Lambda_f(z)$ has only zeros inside the unit circle, and $w(z)$ is a unimodular matrix which row-reduces¹⁵ $\tilde{f}(z)$, see Wolovich (1974, Theorem 2.5.7, page 28), Kailath (1980, page 386), and Basilio (2002). Subsequently, we permute the rows of $\tilde{f}(z)$ such that for the row degrees κ_i the inequalities $\kappa_1 \geq \dots \geq \kappa_n$ hold and we extract the highest degree of each row to obtain the partial indices

$$b(z) = \underbrace{[\tilde{p}(z)P']}_{=p(z)} \underbrace{[P\tilde{f}(z)]}_{=\tilde{f}(z)} = p(z) \underbrace{\text{diag}(z^{\kappa_1}, \dots, z^{\kappa_n})}_{=s(z)} \underbrace{[\text{diag}(z^{-\kappa_1}, \dots, z^{-\kappa_n})\tilde{f}(z)]}_{=f(z)}$$

Note that $f(z)$ does not have poles at infinity since its degree is zero and that it does not have zeros at infinity because $f(\frac{1}{z})$ evaluated at $z = 0$ is by construction of full rank. In particular, f_0 as well as p_0 are non-singular. However, this is not necessarily the case for b_0 .

2.1.2 Genericity of WHF

For an open and dense set in the set of all feasible MA polynomial matrices $b(z)$, the partial indices are such that the difference between the largest one κ_1 and the smallest one κ_n is at most one. Moreover, partial indices of this form are stable in the sense that they do not change under small perturbations. This has been proved in Gohberg and Krein (1960, page 260ff.). The following intuitive description of this result is based on Gohberg et al. (2003, Section 1.5).

We start with an example illustrating the mechanics of small perturbations. The partial indices of $b_\varepsilon(z) = \begin{pmatrix} z^2 & 0 \\ \varepsilon z & 1 \end{pmatrix}$ for $\varepsilon = 0$ are obviously $(\kappa_1^{(\varepsilon)}, \kappa_2^{(\varepsilon)}) = (2, 0)$. For $\varepsilon \neq 0$, its WHF is $b_\varepsilon(z) = \begin{pmatrix} z & 1 \\ \varepsilon & 0 \end{pmatrix} \begin{pmatrix} z & 0 \\ 0 & z \end{pmatrix} \begin{pmatrix} 1 & \frac{z^{-1}}{\varepsilon} \\ 0 & \frac{1}{\varepsilon} \end{pmatrix}$ such that $(\kappa_1^{(\varepsilon)}, \kappa_2^{(\varepsilon)}) = (1, 1)$. We say that partial index κ majorities partial index μ , if μ can be obtained from κ by finitely many elementary changes of the form $\mu_j = \kappa_j - 1$ and $\mu_k = \kappa_k + 1$ for $j < k$ (including the identity transformation as well as a possible reordering) and define in this way a partial order $\kappa \succ \mu$ on the set of all partial indices¹⁶. According to Theorem 1.20 in (Gohberg et al., 2003, Section 1.5), for a given MA matrix polynomial $b(z)$ with partial indices κ , every neighbourhood contains an MA polynomial matrix with partial indices μ which are majored by κ . According to Theorem 1.21 in (Gohberg et al., 2003, Section 1.5), for a given MA polynomial matrix with arbitrary partial indices $(\kappa_1, \dots, \kappa_n)$, there is a neighbourhood in which for all other MA matrix polynomials it holds that their partial indices are majored by κ .

¹⁴A similar construction can be found in the Supplementary Appendix of Al-Sadoon (2018).

¹⁵See the Appendix for the definition of row-reduced polynomial matrices. E.g. a polynomial matrix $M(z)$ whose coefficient matrix pertaining to the highest power of z is non-singular is row- and column-reduced.

¹⁶Note that for μ obtained from κ by elementary operations it holds that $\sum_{i=1}^n \kappa_i = \sum_{i=1}^n \mu_i$.

Therefore, the set of partial indices which is stable under small perturbations is the one which is minimal with respect to the partial order \succ . For each such partial index μ , it holds that $\mu_1 \leq \mu_n + 1$ such that $\mu = (\mu_1, \dots, \mu_n) = (\kappa + 1, \dots, \kappa + 1, \kappa, \dots, \kappa)$ may be described by two integers (κ, k) , $0 \leq \kappa \leq q$ and $k \in \{0, \dots, n - 1\}$, which satisfy $n \cdot \kappa + k = \sum_{i=1}^n \mu_i$ such that $(\mu_1, \dots, \mu_n) = (\kappa + 1, \dots, \kappa + 1, \kappa, \dots, \kappa)$, i.e. the first k partial indices are equal to $\kappa + 1$ and the last $(n - k)$ ones are equal to κ .

The above results are summarised in

Proposition 1 (Gohberg and Krein (1960)). *Every matrix polynomial $b(z) = b_0 + b_1 z + \dots + b_q z^q$ in an open and dense subset of the open set $\bigcup_{|z_0|=1} \{(b_0, b_1, \dots, b_q) \in \mathbb{R}^{n^2(q+1)} \mid \det(b(z_0)) \neq 0\} \subseteq \mathbb{R}^{n^2(q+1)}$ has a WHF $b(z) = p(z)s(z)f(z)$ where $p(z)$ has no zeros or poles inside or on the unit circle, $s(z) = \text{diag}(z^{\kappa+1}, \dots, z^{\kappa+1}, z^\kappa, \dots, z^\kappa)$ with (κ, k) such that $0 \leq \kappa \leq q - 1$ and $k \in \{0, \dots, n - 1\}$ or $(\kappa, k) = (q, 0)$ and $f(z)$ has no zeros or poles outside or on the unit circle.*

Remark 2. One of the shortcomings of using an approach based on Blaschke matrices like Gouriéroux et al. (2019) or Velasco (2020) is the specification of the parameter space in terms of zero locations of all MA zeros. Even for a univariate polynomial, it is in general not possible to find continuous functions (with respect to the parameter vector) for its zeros Hinrichsen and Pritchard (2005, page 373). In the multivariate case, this issue is even more complex since there are two cases to be distinguished when the determinant of a polynomial matrix has a zero of multiplicity two at, say, $z = \alpha$. Indeed, the Smith-form of such a bivariate polynomial matrix may be of the form $\begin{pmatrix} 1 & 0 \\ 0 & (z-\alpha)^2 \end{pmatrix}$ or $\begin{pmatrix} z^{-\alpha} & 0 \\ 0 & z-\alpha \end{pmatrix}$. Specification of well-behaved parameter spaces is a complex task, see Hannan and Deistler (2012, Chapter 2.5 and 2.6), and potential pitfalls are described in Hannan and Deistler (2012, page 128, Remark 4).

Remark 3. While in the univariate treatment of ARMA models in Velasco and Lobato (2018, Assumption A(p,q), page 562), MA polynomials which have both zeros at $z = \alpha$ and $z = \frac{1}{\alpha}$ are excluded, a similar assumption seems to be missing in Velasco (2020), see also Baggio and Ferante (2016) who exclude this case when they analyse the rational spectral factorisation problem. Gouriéroux et al. (2019) do not address properties of their parameterisation (other than the incorrect statement that the parameter space for VARMA models is compact).

2.1.3 (Non-) Uniqueness of the WHF

While the WHF is not unique, we will now show how to construct a unique representative from the class of all WHF for a given MA polynomial $b(z)$.

In the case $(\kappa, 0)$, the WHF is essentially unique in the sense that the equivalence class of WHFs for $b(z)$ is parametrised by the set of non-singular (constant) matrices of dimension $(n \times n)$. In particular, requiring that $p(0) = I_n$ results in a unique WHF of $b(z)$.

In the case (κ, k) , $k \neq 0$, we first show that the the first k columns of $p(z)$ have degree smaller than or equal to $q - \kappa - 1$ and the last $n - k$ columns of $p(z)$ have degree smaller than or equal to $q - \kappa$ by using the predictable degree property (Kailath, 1980, Theorem 6.3-13, page 387):

Lemma 1. *Let $M(z)$ be an $(n \times n)$ -dimensional polynomial matrix whose determinant is not identically zero. For every polynomial row vector $w(z)$, let $v(z) = w(z)M(z)$. $M(z)$ is row-reduced if and only if $\deg(v(z)) = \max_j \{\deg(w_j(z)) + \deg(M_{[j, \bullet]})\}$.*

It follows from the construction of the WHF using the Smith form that $g(z) := s(z)f(z)$ is row-reduced. The row degrees of $g(z)$ are $(\kappa + 1, \dots, \kappa + 1, \kappa, \dots, \kappa)$ and since the degrees of the rows of $b(z)$ are smaller than or equal to q , it follows for each row of $p(z)$ that the degrees of the first k elements are bounded by $q - \kappa - 1$ and the degrees of the last $n - k$ elements are bounded by $q - \kappa$.

Next, we use the fact (Clancey and Gohberg, 1981, Theorem I.1.2, page 11) that the equivalence class of WHFs for $b(z)$ is parametrised by the block upper triangular unimodular matrices for which $u_{[k+1:n, 1:k]}(z) = 0$, the diagonal blocks are constant, and the degree of $u_{[1:k, k+1:n]}(z)$ is at most one. Note that this

unimodular transformation neither change the row degrees of $f(z)$ nor the column degrees of $p(z)$. We choose a canonical representative among all pairs¹⁷ $(p(z), f(z))$ for given partial indices (κ, k) by requiring that the (non-singular) zero-lag coefficient matrix p_0 be equal to $\begin{pmatrix} I_k & 0_{k \times (n-k)} \\ * & I_{n-k} \end{pmatrix}$, where the asterisk denotes unrestricted elements, and that¹⁸ $p_{1,[1:k,k+1:n]} = 0$.

We may thus construct a canonical representative of a simple form by restricting certain parameters to zero and one and summarise this in

Theorem 1. *In the case $k = 0$, a unique representative among all WHF of $b(z)$ can be chosen by requiring that $p_0 = I_n$ where $p(z) = I_n + p_1 z + \dots + p_{q-\kappa} z^{q-\kappa}$ and $f(z) = f_0 + f_1 z^{-1} + \dots + f_\kappa z^{-\kappa}$. In the case $k \neq 0$, we have that $\deg(p_{[\bullet,1:k]}(z)) = q - \kappa - 1$, $\deg(p_{[\bullet,k+1:n]}(z)) = q - \kappa$, and that $f(z) = f_0 + f_1 z^{-1} + \dots + f_{\kappa+1} z^{-\kappa-1}$ where and $f_{\kappa+1,[k+1:n,\bullet]} = 0$. In this case, a unique representative can be chosen by requiring that $p_0 = \begin{pmatrix} I_k & 0 \\ p_{0,21} & I_{n-k} \end{pmatrix}$ and $p_{1,12} = 0_{k \times (n-k)}$.*

Remark 4. There are $n \cdot \kappa + k$ zeros inside the unit circle and $\deg(\det(b(z))) - (n \cdot \kappa + k)$ zeros outside the unit circle.

Remark 5. The number of free parameters only depends on (p, q) and is independent of the partial indices (κ, k) .

From now on, we assume that this canonical representative among all WHF factorisations of $b(z)$ has been chosen. Next, we discuss two different ways for normalising $b(z) = p(z)s(z)f(z) = b_0 + \dots + b_q z^q$. In the first ‘‘natural’’ normalisation, we require that $f_0 = I_n$, in the second one we require that $\begin{pmatrix} f_{\kappa+1,[1:k,\bullet]} \\ f_{\kappa,[k+1:n,\bullet]} \end{pmatrix}$ is firstly of full rank and secondly equal to the inverse of the p_0 . The former normalisation is natural for modelling MA matrix polynomials with zeros inside the unit circle (including at zero). The latter one is more restrictive since it excludes zeros at zero and implies that $b_0 = I_n$. Note that the assumption $b_0 = I_n$ is unnecessary for guaranteeing the existence of the WHF and that the matrix B in the right-hand-side of equation (2) corresponds to the zero-lag coefficient matrix in this case.

Corollary 1. *The unique representative of the WHF of the matrix polynomial $b(z)$ of Theorem 1 may be further factored such that $b(z) = (p(z)s(z)f^{(1)}(z)) f_0$ where $f^{(1)}(z) = f(z)f_0^{-1}$ such that $f^{(1)}\left(\frac{1}{z}\right)\Big|_{z=0} = I_n$. Under the additional assumption that b_0 be non-singular, we may also factor $b(z)$ such that $b(z) = (p(z)s(z)f^{(2)}(z)) b_0$ where $\begin{pmatrix} f_{\kappa+1,[1:k,\bullet]}^{(2)} \\ f_{\kappa,[k+1:n,\bullet]}^{(2)} \end{pmatrix} = \begin{pmatrix} I_k & 0 \\ -p_{0,21} & I_{n-k} \end{pmatrix}$ holds in the case $k \neq 0$ and where $f_\kappa^{(2)} = I_n$ in the case $k = 0$. The other coefficient matrices in $f^{(2)}(z)$ remain unrestricted.*

Example 1. For illustrating the non-uniqueness as well as different normalisation choices of the WHF consider a bivariate MA polynomial matrix $b(z)$ of degree $q = 3$ and with partial index $(\kappa, k) = (1, 1)$

$$b(z) = p(z)s(z)f(z) = \left[\begin{pmatrix} 1 & \frac{1}{3} \\ \frac{1}{3} & \frac{1}{2} \end{pmatrix} + \begin{pmatrix} \frac{1}{2} & \frac{1}{3} \\ \frac{1}{4} & \frac{1}{3} \end{pmatrix} z + \begin{pmatrix} 0 & \frac{1}{3} \\ 0 & \frac{1}{2} \end{pmatrix} z^2 \right] \begin{pmatrix} z^2 & 0 \\ 0 & z \end{pmatrix} \left[\begin{pmatrix} 1 & 2 \\ 3 & 4 \end{pmatrix} + \begin{pmatrix} \frac{1}{2} & \frac{1}{3} \\ \frac{1}{4} & \frac{1}{3} \end{pmatrix} z^{-1} + \begin{pmatrix} \frac{1}{6} & \frac{1}{7} \\ 0 & 0 \end{pmatrix} z^{-2} \right].$$

¹⁷The partial indices (and therefore $s(z)$) are unique.

¹⁸The matrix u_0 in $u(z) = u_0 + \begin{pmatrix} 0 & \tilde{u}_1 \\ 0 & 0 \end{pmatrix} z$ is determined as follows. Let us partition the matrix $p_0 = \begin{pmatrix} p_{0,11} & p_{0,12} \\ p_{0,21} & p_{0,22} \end{pmatrix}$ and assume without loss of generality that $p_{0,11}$ is invertible. Then, right-multiplying $p(z)$ with $u_0 = \begin{pmatrix} p_{0,11}^{-1} & 0 \\ 0 & I_{n-k} \end{pmatrix} \begin{pmatrix} I_k & -p_{0,12} \\ 0 & I_{n-k} \end{pmatrix} \begin{pmatrix} I_k & 0 \\ 0 & (p_{0,22} - p_{0,21} p_{0,11}^{-1} p_{0,12})^{-1} \end{pmatrix}$ leads to

$$\begin{aligned} \begin{pmatrix} p_{0,11} & p_{0,12} \\ p_{0,21} & p_{0,22} \end{pmatrix} u_0 &= \begin{pmatrix} I_k & p_{0,12} \\ p_{0,21} p_{0,11}^{-1} & p_{0,22} \end{pmatrix} \begin{pmatrix} I_k & -p_{0,12} \\ 0 & I_{n-k} \end{pmatrix} \begin{pmatrix} I_k & 0 \\ 0 & (p_{0,22} - p_{0,21} p_{0,11}^{-1} p_{0,12})^{-1} \end{pmatrix} \\ &= \begin{pmatrix} I_k & 0 \\ p_{0,21} p_{0,11}^{-1} & p_{0,22} - p_{0,21} p_{0,11}^{-1} p_{0,12} \end{pmatrix} \begin{pmatrix} I_k & 0 \\ 0 & (p_{0,22} - p_{0,21} p_{0,11}^{-1} p_{0,12})^{-1} \end{pmatrix} = \begin{pmatrix} I_k & 0 \\ p_{0,21} p_{0,11}^{-1} & I_{n-k} \end{pmatrix}. \end{aligned}$$

In order to fix \tilde{u}_1 , we require that $p_{1,12} = 0$.

The unimodular matrix $u(z)$ parametrising the equivalence class of all WHFs for a given MA polynomial matrix is chosen to be $u(z) = \begin{pmatrix} 1 - \frac{3}{5} - \frac{1}{2}z \\ 0 & \frac{12}{5} \end{pmatrix}$ such that we obtain the unique representative among the equivalence class of all WHF for $b(z)$, i.e.

$$b(z) = \tilde{p}(z)s(z)\tilde{f}(z) = \left[\begin{pmatrix} 1 & 0 \\ \frac{1}{3} & 1 \end{pmatrix} + \begin{pmatrix} \frac{1}{2} & 0 \\ \frac{1}{4} & \frac{29}{60} \end{pmatrix} z + \begin{pmatrix} 0 & \frac{11}{20} \\ 0 & \frac{43}{40} \end{pmatrix} z^2 \right] \begin{pmatrix} z^2 & 0 \\ 0 & z \end{pmatrix} \left[\begin{pmatrix} \frac{13}{8} & \frac{17}{6} \\ \frac{5}{4} & \frac{5}{3} \end{pmatrix} + \begin{pmatrix} \frac{125}{96} & \frac{457}{360} \\ \frac{5}{48} & \frac{5}{36} \end{pmatrix} z^{-1} + \begin{pmatrix} \frac{19}{48} & \frac{1}{3} \\ 0 & 0 \end{pmatrix} z^{-2} \right],$$

where $\tilde{p}(z)s(z)\tilde{f}(z) = \{p(z)u(z)\} s(z) \{[s^{-1}(z)u^{-1}(z)s(z)] f(z)\}$.

Regarding normalisation, note that b_0 is equal to $\tilde{p}_0 \cdot \begin{pmatrix} \tilde{f}_{2,[1,\bullet]} \\ \tilde{f}_{1,[2,\bullet]} \end{pmatrix} = \begin{pmatrix} 1 & 0 \\ \frac{1}{3} & 1 \end{pmatrix} \begin{pmatrix} \frac{19}{48} & \frac{1}{3} \\ \frac{5}{48} & \frac{5}{36} \end{pmatrix}$. Since b_0 is non-singular, we could further transform $\tilde{f}(z)$ by post-multiplication with a non-singular matrix to $\tilde{f}^{(2)}(z)$ such that $\left. \left(\tilde{p}(z)s(z)\tilde{f}^{(2)}(z) \right) \right|_{z=0} = I_2$ and write $b(z) = \left(\tilde{p}(z)s(z)\tilde{f}^{(2)}(z) \right) b_0$. Likewise, and without imposing any assumption on b_0 , we may post-multiply $\tilde{f}(z)$ with $\left(\tilde{f}_0 \right)^{-1}$ and obtain $b(z) = \left(\tilde{p}(z)s(z)\tilde{f}^{(1)}(z) \right) \tilde{f}_0^{(1)}$.

Next, we point out differences and similarities of the WHF to the factorisation of the AR matrix polynomial of the form $\tilde{a}(z) = \Pi(z)\Phi\left(\frac{1}{z}\right) = (I - \Pi_1 z - \dots - \Pi_r z^r) (I - \Phi_1 z^{-1} - \dots - \Phi_s z^{-s})$ in Lanne and Saikkonen (2013) in order to assess the statement in (Gouriéroux and Jasiak, 2017, pages 124 and 125) that the factorisation in Lanne and Saikkonen (2013) is “very restrictive”. Both $\det(\Pi(z))$ and $\det(\Phi(z))$ have no zeros inside or on the unit circle. Thus, $\Pi(z)$ and $\Phi\left(\frac{1}{z}\right)$ correspond to our $p(z)$ and $f(z)$ where $f(z)$ is normalised “in the natural way” and the normalisation factor is incorporated in the error covariance matrix in Lanne and Saikkonen (2013). This factorisation is less general than the (generic) WHF to the extent that all partial indices must be equal. Moreover, identification has to rely on cross-sectionally dependent inputs ε_t , see Lanne and Saikkonen (2013, Proposition 1, page 457) based on Chan and Ho (2004, Theorem 7), since their $\tilde{a}(z)$ is not a matrix polynomial but rather a matrix Laurent polynomial featuring negative and positive powers of z .

3 Identifiability Analysis

We follow Rothenberg (1971) and Deistler and Seifert (1978) to define identifiability of parametric models. The external characteristic of the stationary solution $(y_t)_{t \in \mathbb{Z}}$ of (1) is the probability distribution function (or a subset of corresponding moments). A particular system (1) is described by the parameters of (1) which satisfy assumptions (2) and (3) as well as the coprimeness assumption, the full rank assumption and the assumptions on B and Σ . The model is then characterised by the set of all a priori possible systems which we will call internal characteristics. Two systems of the form (1) are called observationally equivalent if they imply the same external characteristics of $(y_t)_{t \in \mathbb{Z}}$. A system is identifiable if there is no other observationally equivalent system. The identifiability problem is concerned with the existence of an injective function from the internal characteristics to the external characteristics¹⁹, see Deistler and Seifert (1978) for a more detailed discussion.

3.1 Non-Identifiability from Second Moments and Methods based on Blaschke Matrices

The classical (non-)identifiability issues where the external characteristics are described by the second moments of $(y_t)_{t \in \mathbb{Z}}$ are best understood in terms of the spectral density of the stationary solution of (1). The spectral density, i.e. the Fourier transform of the autocovariance function $\gamma(s) = \mathbb{E}(y_t y'_{t-s})$, $s \in \mathbb{Z}$, of $(y_t)_{t \in \mathbb{Z}}$, is

$$f(z) = \frac{1}{2\pi} \sum_{\alpha=-\infty}^{\infty} \gamma(\alpha) z^\alpha = a(z)^{-1} b(z) B \Sigma^2 B' b' \begin{pmatrix} 1 \\ z \end{pmatrix} a' \begin{pmatrix} 1 \\ z \end{pmatrix}^{-1},$$

¹⁹The inverse of this function, i.e. from the external to the internal characteristics, is called the identifying function.

evaluated at $z = e^{-i\lambda}$, $\lambda \in [-\pi, \pi]$.

Starting identifiability analysis from this rational spectral density without zeros on the unit circle, it is well known (Rozanov, 1967, Theorem 10.1, page 47), (Hannan, 1970, Theorem II.10' page 66 and Theorem III.1 on page 129), (Baggio and Ferante, 2016), that there exists a canonical rational spectral factor $l(z)$ without zeros or poles on or inside the unit circle such that $f(z) = l(z)l'(\frac{1}{z})$. This canonical spectral factor is unique up to orthogonal post-multiplication. In order to focus on the non-uniqueness implied by different pole and zero locations, we will for now abstract from the “static” non-uniqueness of spectral factors implied by orthogonal post-multiplication on $l(z)$ by requiring that the coefficient pertaining to power zero of z in the respective spectral factor is lower-triangular with positive diagonal elements.

When allowing for spectral factors with unrestricted zero and pole location, there generally exists an infinite number of rational all-pass filters $V(z)$, which satisfy $V(z)V'(\frac{1}{z}) = I_n$ (Alpay and Gohberg, 1988, page 207), such that $f(z) = [l(z)V(z)]V'(\frac{1}{z})l'(\frac{1}{z}) = \tilde{l}(z)\tilde{l}'(\frac{1}{z})$ holds. Requiring that the spectral factors with arbitrary pole and zero location be minimal²⁰, Baggio and Ferrante (2019) have recently shown that the finite set of all minimal spectral factors $\tilde{l}(z)$ of $f(z)$ can be obtained by right-multiplying the divisors²¹ of a particular rational all-pass filter $T(z)$ on the canonical spectral factor $l(z)$. We may obtain $T(z) = l(z)^{-1}j(z)$ from the canonical spectral factor $l(z)$ (without zeros and poles inside or on the unit circle) and another “extremal” spectral factor $j(z)$ which has no zeros and poles outside or on the unit circle. Since $l(z)l'(\frac{1}{z}) = j(z)j'(\frac{1}{z})$, it is clear that $T(z)$ is indeed all-pass. Moreover, the all-pass filter $T(z)$ may be represented as the product of orthogonal matrices and so-called Blaschke matrices of the form $\begin{pmatrix} I_r & 0_{r \times (n-r)} \\ 0_{(n-r) \times r} & I_{n-r} \frac{1-\alpha z}{z-\alpha} \end{pmatrix}$, see Hannan (1970, page 65), Lippi and Reichlin (1994, Theorem 1, page 311), or Alpay and Gohberg (1988, Theorem 3.12, page 208), which immediately provides the (finite number of) all-pass divisors of $T(z)$ which in turn generate a finite number of minimal spectral factors with different zero and pole locations. Of course, one needs to ensure that the obtained spectral factors have real-valued coefficients. Thus, complex-conjugated zeros of $l(z)$ have to be mirrored jointly into the unit circle. Note that constructing an all-pass filter with real-valued coefficients is non-trivial (Scherrer and Funovits, 2020c) and that naive approaches like in Gouriéroux et al. (2019) lead to all-pass filters and spectral factors with complex-valued coefficients, see Funovits (2020) for a detailed analysis.

Assuming that one knows the true canonical spectral factor $l(z)$ on the population level, it would be possible to construct $2^{n_r+n_q} - 1$, where n_r is the number of real-valued zeros of $l(z)$ and n_q is the number of complex-conjugated pairs of zeros, different spectral factors which generate the same spectral density and which have real-valued coefficients. When working with finite realisations of the data generating process, however, the fact that one might end up with complex-conjugated roots only (e.g. due to estimation uncertainty) even though the true spectral factor has only real-valued zeros is problematic for estimation strategies based on mirroring zeros with Blaschke matrices. In this case, the number of zeros inside the unit circle is necessarily even. Note that the method based on the WHF parametrisation presented in this article does not suffer from this shortcoming and searches for an optimum over the whole parameter space.

3.2 Identifiability using Additional Information

We will show that under two different sets of assumptions on the joint distribution of the components of the inputs (ε_t) to the SVARMA model (1), $(a(z), p(z), s(z), f(z))$ are unique and (B, Σ) are unique up to signed permutation.

The (non-) uniqueness of the infinite MA representation of multivariate linear processes driven by non-Gaussian inputs is well understood in the time series literature and analysed, e.g., in Chan et al. (2006);

²⁰A spectral factor is minimal if the number of its finite and infinite poles (including multiplicities) is one half of the number of finite and infinite poles (including multiplicities) of the spectral density, see the Appendix for the definition of zeros and poles including their multiplicities and structure using the Smith-McMillan form. This excludes, e.g., spectral factors that are obtained by post-multiplying the canonical spectral factor by all-pass filters which do not cancel any zero or pole of $l(z)$ and which correspond to what Lippi and Reichlin (1994) call “non-basic representations”.

²¹The rational matrices $T_l(z)$ and $T_r(z)$ are respectively left all-pass divisor and right all-pass divisor of the rational all-pass filter $T(z)$ if $T(z) = T_l(z)T_r(z)$ holds and there are no (finite or infinite) pole or zero cancellations between $T_l(z)$ and $T_r(z)$.

Chan and Ho (2004)²². These insights are applied straight-forwardly in the econometrics literature in, e.g., Davis and Song (2010), Lanne and Saikkonen (2013) and Gouriéroux et al. (2019) to show that their respective non-causal and non-invertible models are identified.

Either of the following two assumptions on the joint distributions of the components of ε_t is needed for proving the identifiability result of Chan and Ho (2004).

Assumption 1 (Identically distributed components). *The components of ε_t are independent, identically distributed, and non-Gaussian.*

This assumption does not require the existence of higher order moments. However, it is considered restrictive. One may allow for cross-sectional heterogeneity of ε_t if the existence of some higher order moments is assumed.

Assumption 2 (Non-zero cumulants). *The components of ε_t are mutually independent (but not necessarily identically distributed). Each component has a non-zero cumulant of order $r \geq 3$ and finite moments up to order τ , where τ is an even integer and larger than or equal to r .*

The requirement that a cumulant of order at least three be non-zero excludes the Gaussian distribution. Note that in Chan and Ho (2004, Theorem 3, page 8), the authors do not require directly that the components of ε_t be non-Gaussian but only that they be independent and identically distributed. Their non-Gaussianity follows from the (assumed) non-Gaussianity of at least one output component.

Finally, let us state the result on identifiability of our model.

Lemma 2 (Chan, Ho (2004)). *Under Assumption 1 or 2, the linear process $y_t = \sum_{\alpha=-\infty}^{\infty} w_j \varepsilon_{t-j}$ where the $(n \times n)$ -dimensional filter $w(z)$ has no zeros on the unit circle and satisfies $\sum_{\alpha=-\infty}^{\infty} \|w_j\|^2 < \infty$ is identified up to permutations, scalings, and shifts. Thus, if there is another representation $y_t = \sum_{\alpha=-\infty}^{\infty} \tilde{w}_j \tilde{\varepsilon}_{t-j}$ it holds that $\tilde{w}_{[\bullet, i]j} = \beta_i w_{[\bullet, \pi(i)]j-m_i}$ and $\tilde{\varepsilon}_{i,t} = \beta_i^{-1} \varepsilon_{\pi(i), t+m_i}$ where π is a permutation on $\{1, \dots, n\}$, β_i are non-zero scalars, and m_i are integers.*

Gouriéroux et al. (2019) apply this result straight-forwardly to the case where $w_j = 0$ for $j < 0$ and invertible w_0 to obtain their Proposition 1.

Theorem 2. *Under Assumption 1 or 2, and the assumptions outlined below equation (1), the parameters $(a(z), p(z), s(z), f(z), B, \Sigma)$ in model (1) are identifiable up to signed permutations.*

Proof. We use the fact that in our case $w_j = 0$ for $j < 0$ and that the partial indices of the WHF are unique. The scalars are fixed by requiring that $f_0 = I_n$. The shifts are fixed because one cannot post-multiply columns of $k(z) = a(z)^{-1}p(z)s(z)f(z)B$ with positive powers of z since this would change the partial indices. Likewise, one cannot post-multiply columns of $k(z)$ with negative powers of z since this would contradict the invertibility of f_0 . \square

In order to compare this result with the approach in Velasco (2020), we define in the following higher order cumulants (Leonov and Shiryaev, 1959) and higher order spectral densities (Brillinger, 1981; Zurbenko, 1986). To fix ideas, we focus on third order cumulants and the third order spectral density, i.e. the bispectrum. Let $\varphi_\eta(\alpha_1, \alpha_2, \alpha_3) = \mathbb{E} \left(e^{i(\alpha_1 \eta_1 + \alpha_2 \eta_2 + \alpha_3 \eta_3)} \right)$ be the characteristic function of the vector of random variables (η_1, η_2, η_3) for which $\mathbb{E}(|\eta_j|^n) < \infty$. For $(\nu_1, \nu_2, \nu_3) \in \mathbb{Z}^3$, $\nu_i \geq 0$, the cumulants are defined as the coefficients $s_\eta^{(\nu_1, \nu_2, \nu_3)}$ in the Taylor series expansion of $\log(\varphi_\eta(\alpha_1, \alpha_2, \alpha_3))$ around $\alpha = 0$, i.e.

$$\log(\varphi_\eta(\alpha_1, \alpha_2, \alpha_3)) = \sum_{\nu_1 + \nu_2 + \nu_3 \leq n} \frac{i^{\nu_1 + \nu_2 + \nu_3}}{\nu_1! \cdots \nu_3!} s_\eta^{(\nu_1, \nu_2, \nu_3)} \alpha_1^{\nu_1} \alpha_2^{\nu_2} \alpha_3^{\nu_3} + o(|\alpha|^n),$$

²²These articles generalise univariate results in Rosenblatt (1985, Theorem 5, page 46), Findley (1986, 1990), Cheng (1990, 1992) which in turn are based on Kagan et al. (1973, Theorem 5.6.1, page 178) and Kagan et al. (1973, Theorem 3.1.1, page 89)

where $|\alpha| = |\alpha_1| + \dots + |\alpha_k|$. Some properties of cumulants are summarised in Brillinger (1981, page 19).

The bispectrum is defined as

$$f_{ijk}^{(3)}(\lambda_1, \lambda_2) = \left(\frac{1}{2\pi}\right)^2 \sum_{\alpha_2=-\infty}^{\infty} \sum_{\alpha_1=-\infty}^{\infty} c_{ijk}(\alpha_1, \alpha_2) e^{-i(\lambda_1\alpha_1 + \lambda_2\alpha_2)}, \quad \lambda_1, \lambda_2 \in [-\pi, \pi]^2, \quad i, j, k \in \{1, \dots, n\},$$

where the autocumulant function of order 3 of (y_t) is defined as $c_{ijk}(t_1, t_2) = s_{(y_{i,t_1}, y_{j,t_2}, y_{k,0})}^{(1,1,1)}$. It follows from Brillinger (1981, Theorem 2.8.1, page 34) that the bispectral density of a transformation $k(z)$, satisfying a summability condition, of the n -dimensional i.i.d. process (ε_t) is of the form

$$f_{ijk}^{(3)}(\lambda_1, \lambda_2) = \left(\frac{1}{2\pi}\right)^2 \sum_{\gamma=1}^n k_{k\gamma} \left(e^{i(\lambda_1 + \lambda_2)}\right) \sum_{\beta=1}^n k_{j\beta} \left(e^{-i\lambda_2}\right) \sum_{\alpha=1}^n k_{i\alpha} \left(e^{-i\lambda_1}\right) S_{\alpha\beta\gamma}$$

where $S_{ijk} = s_{(\varepsilon_{i,t}, \varepsilon_{j,t}, \varepsilon_{k,t})}^{(1,1,1)}$. The objective function in Velasco (2020) is based on a vectorised version of $f^{(3)}(\lambda_1, \lambda_2)$ (as well as the spectral density and the higher order spectral density of order 4) and compares the true transfer function to its Blaschke transformed versions. The vectorisation is derived in Jammalamadaka et al. (2006).

Unlike this article, Velasco (2020) does not call upon the results by Chan and Ho (2004) for identification of linear processes satisfying weak summability conditions. The additional structure of his SVARMA model allows to weaken some assumptions of Chan and Ho (2004) such that they are still sufficient for identification. However, Velasco (2020) requires the existence of moments while this is not necessary in Assumption 1.²³

Theorem 4 of Chan and Ho (2004) is based on Assumption 2 and uses higher order cumulants and spectra (and also results by Jammalamadaka et al. (2006)) similarly to Velasco (2020). Therefore, it seems appropriate to compare the conclusions and premises of Theorem 2 in Velasco (2020) and Theorem 4 in Chan and Ho (2004) more closely. Inspecting the proof of Theorem 4 in Chan and Ho (2004), it is easy to see that only stationarity and independence up to order 4 would be required as is the case in Assumption 3(4) in Velasco (2020). Following the steps of the proof of Theorem 4 in Chan and Ho (2004) and taking the VARMA model structure into account thus leads to Theorem 2 in Velasco (2020). However, Theorem 1 in Velasco (2020) seems to be slightly stronger than Theorem 7 in Chan and Ho (2004) which treats the case where the components of the inputs ε_t are necessarily dependent. While Assumption 2(3) in Velasco (2020) implies Assumption D1 in Chan and Ho (2004), there seems to be no equivalent of Assumption D2 in Chan and Ho (2004) necessary in Velasco (2020).

3.3 Static Identifiability Problem: Choosing a Unique Permutation and Scaling

In this section, we describe how to pick one particular permutation and scaling from the class of observational equivalence described in the previous section. In order to do this, we describe different identification schemes, i.e. rules for choosing a particular permutation and scaling of the matrix B such that (B, Σ) is unique.

We start by repeating an identification scheme presented in Lanne et al. (2017) (which are in turn based on Ilmonen and Paindaveine (2011) and Hallin and Mehta (2015)). This identification scheme is convenient for deriving asymptotic properties and consists firstly of scaling all columns of B such that their norm is equal to one; secondly, of permutating the columns such that the absolute value of each diagonal element is larger than the absolute value of all elements in the same row with a higher column index; and finally, of scaling all columns of B such that the diagonal elements are equal to one. This results in an identifiable pair (B, Σ) where Σ is a diagonal matrix containing the (positive) standard deviations of the component densities.

The above transformation exists not on the whole parameter space but only on a topologically large set in the parameter space. For details, see Proposition 2 in Lanne et al. (2017) which includes an example

²³For the essential structure of the proof see Cheng (1992) who treats the univariate case.

of a matrix for which the above identification schemes are not defined. A different identification scheme, similar to the one in Chen and Bickel (2005) on page 3626, does not exclude any non-singular matrix B and is defined by the following transformations. Firstly, the columns of B are scaled to have norm equal to one. Secondly, in each column, the element with the largest absolute value is made positive. Finally, the columns are ordered according to \prec such that $c \prec d$ for two columns c, d of B if and only if there exists a $k \in \{1, \dots, n\}$ such that $c_k < d_k$ and $c_j = d_j$ for all $j \in \{1, \dots, k-1\}$. This results in a matrix B which incorporates the scalings such that Σ in the pair (B, Σ) is equal to the identity matrix.

The important takeaway of this section is that the observationally equivalent points in the parameter space are discrete and therefore the information matrix is non-singular at each of these discrete points. In practice, a particular signed permutation needs to be chosen by the researcher in order to label the shocks. Now that we have firstly obtained a discrete set of observationally equivalent SVARMA systems and secondly provided different rules to select a unique representative, we may proceed to local ML estimation of the true underlying parameter.

3.4 Further Remarks

Remark 6. When the parameter space for given (p, q) is not separated into different fundamentalness regimes, the dynamic and static identifiability problem cannot be treated independently. Indeed, for transfer functions $k(z) = a(z)^{-1}b(z)B$ satisfying the assumptions of Section 2, it holds that $k_0 k'_0$ is maximal when all zeros of $b(z)$ are outside the unit circle (Rozanov, 1967, Theorem 4.2, page 60). This is a consequence of the fact that the Blaschke factor $b_\alpha(z) = \frac{1-\bar{\alpha}z}{z-\alpha}$ which mirrors a zero at α with $|\alpha| > 1$ inside the unit circle has absolute value smaller than one when evaluated at $z = 0$. Intuitively, this is due to the fact that whenever there are zeros of the MA polynomial matrix inside the unit circle, the information space of the agents is strictly larger than the information space of the outside observer (Hansen and Sargent, 1991, page 86).

Remark 7. The connection between the identifiability problem and consistent estimability - and in particular the importance of identifiability analysis for the construction of estimators - has been analysed in Deistler and Seifert (1978). One could argue that the solution to the identifiability is the more important part of the analysis and that the construction of an MLE is special in the sense that it is merely one of many possible estimation procedures. In particular, the main difference between the analysis of the MLE for the univariate case of possibly non-invertible ARMA models in Lii and Rosenblatt (1992, 1996) and the MLE for the multivariate case treated in the next section is covered by the identifiability analysis.

Remark 8. Velasco (2020) allows for zeros inside the unit circle (except for zeros at zero) of the AR polynomial in the case of a trivial MA part, i.e. $q = 0$. When $q > 0$, mirroring poles of the canonical spectral factor in VARMA representation inside the unit circle does not seem possible with the approach based on Blaschke matrices in the parametrisation of rational transfer functions used by Velasco (2020). While the WHF approach in this article focuses on causal SVARMA models only, it can be extended to the case where one only requires the rational spectral density has no zeros and no poles on the unit circle. Note that every rational transfer function without zeros or poles on the unit circle admits a WHF.

4 Maximum Likelihood Estimation

In this section, we treat ML estimation of (1) in the parametrisation derived in Theorem 1 and Corollary 1. Whereas the essential part of this article is the identifiability analysis of the WHF and the implied non-singularity of the information matrix of the MLE, the asymptotic theory is standard. We prove consistency and asymptotic normality on a compact subset of the parameter space for given integer-valued parameters (p, q, κ, k) . The proof follows the basic structure of the classical consistency and asymptotic normality proofs (Pötscher and Prucha, 1997, Chapter 3, Chapter 8). The main ingredient is a uniform law of large numbers (ULLN) for the (second partial derivatives of the) log-likelihood function which converges uniformly towards a non-stochastic asymptotic counterpart. Similarly to the univariate asymptotic analysis in Lii and Rosenblatt (1992, 1996) and Rosenblatt (2000, Chapter 8), we use a Lipschitz-type condition on the component

densities for verifying the ULLNs (Andrews, 1987). The derivations of the analytic formulae for the score, and the information matrix are straight-forward but tedious and therefore delegated to the Appendix. Except for the fact that the polynomial matrices $p(z)$ and $g(z) = s(z)f(z)$ do not commute and the properties of the WHF, the formulae are similar to the ones in the univariate case in (Lii and Rosenblatt, 1992, 1996).

In the remainder of this section, we firstly describe the (approximate) log-likelihood function, its asymptotic counterpart, and the parameter space. Secondly, we state high-level conditions for consistency and asymptotic normality in order to separate the essential ideas from technicalities. Lastly, we provide low-level continuity, differentiability, and integrability assumptions on the component densities which are sufficient for the high-level conditions.

4.1 Parameter Space and (Approximate) Log-Likelihood Function

We start by describing the parameter space over which we optimise the log-likelihood function. Subsequently, we make assumptions on the densities of the components of ε_t in order to provide explicit expressions for the individual contributions to the standardised log-likelihood function and its partial derivatives.

For given integer valued parameters $(p, q, (\kappa, k))$, we vectorise the system parameters, i.e. the ones in $(a(z), p(z), f(z))$, in column-major order. The AR parameters are vectorised as $\tau_1 = \text{vec}(a_1, \dots, a_p)$, the “stable” MA parameters for $(\kappa, 0)$ as $\tau_2 = \text{vec}(p_1, \dots, p_{q-\kappa})$ and for (κ, k) , $k > 0$, as

$$\tau_2 = \text{vec} \left(\begin{pmatrix} I_k & 0_{k \times (n-k)} \\ p_{0,21} & I_{n-k} \end{pmatrix}, \begin{pmatrix} p_{1,11} & 0_{k \times (n-k)} \\ p_{1,21} & p_{1,22} \end{pmatrix}, \dots, p_{\kappa-1}, (0_{n \times k} \quad p_{\kappa, [\bullet, k+1:n]}) \right).$$

It turns out that it is more convenient to parametrise the “unstable” MA parameters in

$$\begin{aligned} g(z) &= s(z)f(z) \\ &= \begin{pmatrix} f_{\kappa+1, [1:k, \bullet]} \\ f_{\kappa, [k+1:n, \bullet]} \end{pmatrix} + \begin{pmatrix} f_{\kappa, [1:k, \bullet]} \\ f_{\kappa-1, [k+1:n, \bullet]} \end{pmatrix} z + \dots + \begin{pmatrix} f_{1, [1:k, \bullet]} \\ f_{0, [k+1:n, \bullet]} \end{pmatrix} z^\kappa + \begin{pmatrix} f_{0, [1:k, \bullet]} \\ 0_{(n-k) \times n} \end{pmatrix} z^{\kappa+1} \end{aligned}$$

rather than the ones in $f(z)$ directly. Of course, they are in a one-to-one relation and can be easily obtained from each other, whenever necessary. In the natural parametrisation, f_0 is restricted to be the identity matrix. If one imposes the additional assumption that b_0 is non-singular and normalises it to the identity matrix, this entails for g_0 that it is equal to $\begin{pmatrix} I_k & 0_{k \times (n-k)} \\ -p_{0,21} & I_{n-k} \end{pmatrix}$ for $k > 0$, and the identity matrix otherwise. The parameters in $g(z)$ are vectorised as

$$\tau_3 = \text{vec} \left(g_0, g_1, \dots, g_\kappa, \begin{pmatrix} g_{\kappa+1, [1:k, \bullet]} \\ 0_{(n-k) \times n} \end{pmatrix} \right)$$

in the case (κ, k) , $k > 0$ and as $\tau_3 = \text{vec}(g_1, \dots, g_\kappa)$ if $k = 0$. Again, $\begin{pmatrix} g_{\kappa+1, [1:k, \bullet]} \\ g_{\kappa, [k+1:n, \bullet]} \end{pmatrix} = I_n$ in the natural parametrisation and $g_0 = \begin{pmatrix} I_k & 0_{k \times (n-k)} \\ -p_{0,21} & I_{n-k} \end{pmatrix}$ when $b_0 = I_n$ is required.

Obviously, not all parameters in $\tau' = (\tau'_1, \tau'_2, \tau'_3)$ are free. As can be easily seen from the vectorisations above, there are $n(n-1) + kn$ zero-restrictions and n one-restrictions in τ_2 . Regarding restrictions on τ_3 , there are $n(n-1) + kn$ zero restrictions and n one restrictions in the natural parametrisation, whereas in the parametrisation where one additionally requires $b_0 = I_n$, there are n^2 zero and one restrictions on τ_3 and $k(n-k)$ restrictions between the parameters in τ_2 and τ_3 . We represent these restrictions as $R\tau = r$ where R is of full row rank and of dimension $3n^2 \times n_\tau$, where $n_\tau = n^2(p+q+3)$. Note that the number of free system parameters is therefore $n^2(p+q)$ and does not depend on (κ, k) (and thus on the fundamentalness regime).

The (free) parameters pertaining to the underlying economic shocks are vectorised and summarised in

Assumption 3. *The true parameter value θ_0 belongs to the permissible parameter space $\Theta = \Theta_\tau \times \Theta_\beta \times \Theta_\sigma \times \Theta_\lambda = \Theta_\tau \times \Theta_\gamma$, where*

1. Θ_τ with $\Theta_\tau \subseteq \mathbb{R}^{n^2(p+q)}$ is such that conditions (2), (3), the coprimeness assumption and the full rank assumption on (a_p, b_q) are satisfied, and
2. $\Theta_\beta = \text{vecd}^\circ(\mathcal{B}) = \{\beta \in \mathbb{R}^{n(n-1)} \mid \beta = \text{vecd}^\circ(B) \text{ for some } B \in \mathcal{B}\}$. The vector β collects the off-diagonal elements of B .
3. For the scalings, $\Theta_\sigma = \mathbb{R}_+^n$ holds, and
4. for the additional parameters appearing in the component densities, we have $\Theta_\lambda = \Theta_{\lambda_1} \times \cdots \times \Theta_{\lambda_n} \subseteq \mathbb{R}^d$ with $\Theta_{\lambda_i} \subseteq \mathbb{R}^{d_i}$ open for every $i \in \{1, \dots, n\}$ and $d = d_1 + \cdots + d_n$.

We also introduce the non-singleton compact and convex subset $\Theta_0 = \Theta_{0,\tau} \times \Theta_{0,\gamma}$ of the interior of Θ which contains the true parameter value θ_0 .

Regarding the component densities of the i.i.d. shock process (ε_t) , we state

Assumption 4. For each $i \in \{1, \dots, n\}$ the distribution of the error term $\varepsilon_{i,t}$ has a (Lebesgue) density $f_{i,\sigma_i}(x; \lambda_i) = \sigma_i^{-1} f_i(\sigma_i^{-1}x; \lambda_i)$ which may also depend on a parameter vector $\lambda_i \in \mathbb{R}^{d_i}$.

The family of skewed generalised t-distributions (SGT) is parametrised by three parameters (l, p, q) when the mean and variance are required to be zero and one) and is sufficiently rich for our requirements (Theodossiou, 1998; Davis, 2015). The parameter $l \in (-1, 1)$ parametrises the skewness of the distribution and (p, q) parametrise the kurtosis. The (skewed) Laplace, Cauchy, and t-distribution are obtained for (p, q) equal to $(1, \infty)$, $(2, \frac{1}{2})$, and $(2, r)$ where r denotes the degrees of freedom of the t-distribution, respectively. The normal distribution, for $(l, p, q) = (0, 2, \infty)$, and the uniform distribution, for $p \rightarrow \infty$, are contained in this family as limit cases. Moreover, the existence of moments up to a certain order can be ensured by conditions on the parameters of the distribution. In particular the expectation and the variance exist for $pq > 1$ and $pq > 2$, respectively.

The (standardised) approximate log-likelihood function is defined as

$$L_T(\theta, y_1, \dots, y_T) = \frac{1}{T} \sum_{t=1}^T l_t(\varepsilon_t(\theta), \theta) \quad (4)$$

where

$$l_t(\varepsilon_t(\theta), \theta) = \sum_{i=1}^n \log \left[f_i \left(\sigma_i^{-1} l'_i B(\beta)^{-1} u_t(\theta); \lambda_i \right) \right] \quad (5)$$

$$- \log \{ |\det(f_0)| \} - \log \{ |\det(B(\beta))| \} - \sum_{i=1}^n \log(\sigma_i),$$

in which l_i is the unit column-vector with a one at the i -th position, $u_t(\theta) = B\varepsilon_t(\theta)$, and

$$\begin{aligned} \varepsilon_t(\theta) &= B^{-1} f(z)^{-1} s(z)^{-1} p(z)^{-1} a(z) y_t \\ &= \sum_{\substack{j=-\infty \\ 1 \leq t \leq T}}^{\infty} w_j y_{t-j} = \sum_{s=1}^T w_{t-s} y_s. \end{aligned}$$

As additional device for the proof that $L_T(\theta, y_1, \dots, y_T)$ converges uniformly on Θ_0 , we define

$$L_T^\infty(\theta, (y_t)_{t \in \mathbb{Z}}) = \frac{1}{T} \sum_{t=1}^T l_t(\tilde{\varepsilon}_t(\theta), \theta)$$

where $\varepsilon_t(\theta)$ is replaced with $\tilde{\varepsilon}_t(\theta) = \sum_{j=-\infty}^{\infty} w_j y_{t-j}$. The asymptotic counterpart, to which $L_T(\theta, y_1, \dots, y_T)$ converges under appropriate conditions outlined below and which is minimised at the true θ_0 , is $L(\theta) = \mathbb{E}(l_t(\tilde{\varepsilon}_t(\theta), \theta))$.

4.2 High-Level Arguments for Consistency and Asymptotic Normality

The following propositions are based on Pötscher and Prucha (1997, Chapter 3, Chapter 8) and Pötscher (2011) and summarise the basic ingredients necessary to prove consistency and asymptotic normality of the MLE.

Proposition 2. *Let $\Theta \subseteq \mathbb{R}^q$ be compact and let $L : \Theta \rightarrow \mathbb{R}$ be a non-random continuous function which is uniquely minimised at θ_0 . If $L_T(\theta, y_1, \dots, y_T)$ satisfies a ULLN, i.e. $\sup_{\Theta} |L_T(\theta, y_1, \dots, y_T) - L(\theta)| \xrightarrow{T \rightarrow \infty} 0$, then the sequence of minimisers $(\hat{\theta}_T)$ of $L_T(\theta, y_1, \dots, y_T)$ converges in probability to θ_0 .*

Similarly to Lii and Rosenblatt (1996, page 15), it can be shown that $\sup_{\Theta_0} |L_T(\theta, y_1, \dots, y_T) - L_T^\infty(\theta, (y_t)_{t \in \mathbb{Z}})| \xrightarrow{T \rightarrow \infty} 0$ under a Lipschitz condition, see Assumption 5.5 below, on the derivative of the component densities and due to the rational structure of our model (Deistler, 1975, page 17). The ULLN $\sup_{\Theta_0} |L_T^\infty(\theta, (y_t)_{t \in \mathbb{Z}}) - L(\theta)| \xrightarrow{T \rightarrow \infty} 0$, where $l_t(\tilde{\varepsilon}_t(\theta), \theta)$ depends on t only through $\tilde{\varepsilon}_t(\theta)$, follows from the generic ULLN in Andrews (1987) from verifying the first moment continuity condition (Andrews, 1987, Assumption (A3)) as well as a local LLN (Andrews, 1987, Assumption (A2)) for bracketing functions $\sup_{\Theta_0} l_t(\tilde{\varepsilon}_t(\theta), \theta)$ and $\inf_{\Theta_0} l_t(\tilde{\varepsilon}_t(\theta), \theta)$. These assumptions in Andrews (1987) in turn follow from the ergodic theorem and under appropriate boundedness assumptions (which are implied by Assumption Gouriéroux et al. (2019, Assumption (a.5))).

Regarding asymptotic normality, we have

Proposition 3. *Let $L_T(\theta, y_1, \dots, y_T)$ be twice continuously differentiable on an open subset U , containing θ_0 , of the compact set $\Theta \subseteq \mathbb{R}^q$. Let $\sqrt{T} \frac{\partial L_T(\theta, y_1, \dots, y_T)}{\partial \theta} \Big|_{\theta=\theta_0}$ satisfy a CLT such that it converges in distribution to $\mathcal{N}(0, B)$. Furthermore, assume that $\sqrt{T} \frac{\partial^2 L_T(\theta, y_1, \dots, y_T)}{\partial \theta \partial \theta'} \Big|_{\theta=\theta_0}$ converges uniformly in probability on a compact subset K of U with positive radius and center θ_0 to a non-random matrix $A(\theta)$ which is non-singular evaluated at θ_0 and continuous on K . It follows that $\sqrt{T}(\hat{\theta}_T - \theta_0) \xrightarrow{d} \mathcal{N}(0, A(\theta_0)^{-1} B A(\theta_0)^{-1})$ holds, where $(\hat{\theta}_T)$ satisfies $\sqrt{T} \frac{\partial L_T(\theta, y_1, \dots, y_T)}{\partial \theta} \Big|_{\theta=\hat{\theta}_T} = 0$ and converges in probability to θ_0 .*

Except for the multivariate nature, this follows essentially from Lii and Rosenblatt (1992, 1996).

Again, the main ingredient is the verification ULLN for the second partial derivative using a Lipschitz-like condition. The CLT (in which $B = \mathbb{E} \left(\frac{\partial L_T(\theta_0, y_1, \dots, y_T)}{\partial \theta} \frac{\partial L_T(\theta_0, y_1, \dots, y_T)}{\partial \theta'} \right)$ and $A(\theta_0) = \mathbb{E} \left(\frac{\partial^2 L_T(\theta_0, y_1, \dots, y_T)}{\partial \theta \partial \theta'} \right)$) follows from the CLT for m -dependent processes (Brockwell and Davis, 1987, Theorem 6.4.2, page 213) and Bernstein's Lemma (Hannan, 1970, page 242). Note that for the CLT, the requirement that a sequence of minimisers $(\hat{\theta}_T)$ of $L_T(\theta, y_1, \dots, y_T)$ converges in probability to θ_0 can be relaxed to requiring that $\frac{\partial L_T(\hat{\theta}_T, y_1, \dots, y_T)}{\partial \theta}$ converges (in probability) faster to zero than $\frac{1}{\sqrt{T}}$. This is the approach taken in Lii and Rosenblatt (1992, 1996) who show the existence of such a consistent root and focus directly on asymptotic normality, presumably due to the close connection of consistency and identifiability.

4.3 Low-Level Assumptions and Scores

The following assumptions are similar to Lii and Rosenblatt (1992); Lanne et al. (2017) and satisfied in particular by the SGT family of densities for appropriate parameters (l, p, q) and linear combinations thereof (including Gaussian mixtures).

Assumption 5. *The following conditions hold for $i \in \{1, \dots, n\}$.*

1. *For all $x \in \mathbb{R}$ and all $\lambda_i \in \Theta_{0, \lambda_i}$, $f_i(x; \lambda_i) > 0$ and $f_i(x; \lambda_i)$ is twice continuously differentiable with respect to $(x; \lambda_i)$.*

2. The function $f_{i,x}(x; \lambda_{i,0})$ is integrable with respect to x , and $\int f_{i,x}(x; \lambda_{i,0}) dx = 0$. Moreover, $\int \sup_{\lambda_i \in \Theta_{0,\lambda_i}} \|f_{i,\lambda_i}(x; \lambda_i)\| dx = \mathbb{E} \left(\frac{\sup_{\lambda_i \in \Theta_{0,\lambda_i}} \|f_{i,\lambda_i}(x; \lambda_i)\|}{f_i(x; \lambda_{i,0})} \right) < \infty$.

3. The functions $f_{i,xx}(x; \lambda_{i,0})$ and $f_{i,x\lambda_i}(x; \lambda_{i,0})$ are integrable with respect to x , i.e.,

$$\int |f_{i,xx}(x; \lambda_{i,0})| dx < \infty \text{ and } \int \|f_{i,x\lambda_i}(x; \lambda_{i,0})\| dx < \infty,$$

and furthermore $\int \sup_{\lambda_i \in \Theta_{0,\lambda_i}} \|f_{i,\lambda_i\lambda_i}(x; \lambda_i)\| dx < \infty$ holds.

4. For all $x \in \mathbb{R}$

$$x^2 \frac{f_{i,x}^2(x; \lambda_i)}{f_i^2(x; \lambda_i)} \text{ and } \frac{\|f_{i,\lambda_i}(x; \lambda_i)\|^2}{f_i^2(x; \lambda_i)}$$

are dominated by $c_1(1 + |x|^{c_2})$ with $c_1, c_2 \geq 0$ and $\int |x|^{c_2} f_i(x; \lambda_{i,0}) dx = \mathbb{E}(|x|^{c_2}) < \infty$.

5. For $u(x) = \frac{f_{i,x}(x; \lambda_i)}{f_i(x; \lambda_i)}$ or $u(x) = \frac{\partial}{\partial x} \left(\frac{f_{i,x}(x; \lambda_i)}{f_i(x; \lambda_i)} \right)$, the generalised Lipschitz condition $|u(x+h, \lambda_i) - u(x, \lambda_i)| \leq A \left[(1 + |x|^k) |h| + |h|^l \right]$, and $\mathbb{E}(|x|^{2+k+l}) < \infty$ hold.

The expressions for the partial derivatives of the individual contributions to the log-likelihood function are given as

$$\frac{\partial l_t(\theta)}{\partial \tau_1} = -x_{b,t-1}(\theta) B'(\beta)^{-1} \Sigma^{-1} e_{x,t}(\theta)$$

$$\frac{\partial l_t(\theta)}{\partial \tau_2} = - \left([f(z)^{-1} s(z)^{-1} p(z)^{-1}] [w'_{g,t-1}(\theta) \otimes I_n] \right)' B'(\beta)^{-1} \Sigma^{-1} e_{x,t}(\theta)$$

$$\frac{\partial l_t(\theta)}{\partial \tau_3} = - \left([f(z)^{-1} s(z)^{-1} p(z)^{-1}] [w'_{p,t-1}(\theta) \otimes I_n] \right)' B'(\beta)^{-1} \Sigma^{-1} e_{x,t}(\theta) - \frac{\partial \text{vec}(f_0)}{\partial \tau_3} \text{vec}(f_0'^{-1})$$

$$\begin{aligned} \frac{\partial l_t(\theta)}{\partial \beta} &= -H' \sum_{i=1}^q \left(B(\beta)^{-1} u_{t-i}(\theta) \otimes b'_i B'(\beta)^{-1} \Sigma^{-1} e_{x,t}(\theta) \right) \\ &\quad - H' \left(B(\beta)^{-1} u_t(\theta) \otimes B'(\beta)^{-1} \Sigma^{-1} e_{x,t}(\theta) \right) \\ &\quad - H' \text{vec} \left(B'(\beta)^{-1} \right) \end{aligned}$$

$$\frac{\partial}{\partial \sigma} l_t(\theta) = -\Sigma^{-2} [e_{x,t}(\theta) \odot \varepsilon_t(\theta) + \sigma]$$

$$\frac{\partial}{\partial \lambda} l_t(\theta) = e_{\lambda,t}(\theta)$$

where $x'_{b,t-1} = [f(z)^{-1} z^{-\kappa} p(z)^{-1}] [x'_{t-1} \otimes I_n]$, $x'_{t-1} = (y'_{t-1}, \dots, y'_{t-p})$,

$$w'_{g,t-1} = (g(z)u_{1,t-1}(\theta), \dots, g(z)u_{n,t-1}(\theta) | \dots | g(z)u_{1,t-(q-\kappa)}(\theta), \dots, g(z)u_{n,t-(q-\kappa)}(\theta)),$$

$$w'_{p,t-1} = (p(z)u_{1,t-1}(\theta), \dots, p(z)u_{n,t-1}(\theta) | \dots | p(z)u_{1,t-\kappa}(\theta), \dots, p(z)u_{n,t-\kappa}(\theta)),$$

the matrix $H \in \mathbb{R}^{n^2 \times n(n-1)}$ consisting of zeros and ones is implicitly defined by $\text{vec}(B(\beta)) = H\beta + \text{vec}(I_n)$ for B in \mathcal{B} .

The other main differences in the partial derivatives of the log-likelihood function compared to the invertible Gaussian case are the appearance of $f(z)$ and $g(z)$, the term $\log\{|\det(f_0)|\}$, and the fact that the expressions

$$e_{i,x,t}(\theta) = \frac{\partial}{\partial x} \log \left[f_i \left(\sigma_i^{-1} l'_i B(\beta)^{-1} u_t(\theta); \lambda_i \right) \right] = \frac{f_{i,x}(\sigma_i^{-1} \varepsilon_{i,t}(\theta); \lambda_i)}{f_i(\sigma_i^{-1} \varepsilon_{i,t}(\theta); \lambda_i)}$$

and

$$e_{i,\lambda,t}(\theta) = \frac{\partial}{\partial \lambda_i} \log \left[f_i \left(\sigma_i^{-1} l'_i B(\beta)^{-1} u_t(\theta); \lambda_i \right) \right] = \frac{f_{i,\lambda}(\sigma_i^{-1} \varepsilon_{i,t}(\theta); \lambda_i)}{f_i(\sigma_i^{-1} \varepsilon_{i,t}(\theta); \lambda_i)},$$

with $f_{i,x}(x; \lambda_i) = \frac{\partial}{\partial x} f_i(x; \lambda_i)$ and $f_{i,\lambda_i}(x; \lambda_i) = \frac{\partial}{\partial \lambda_i} f_i(x; \lambda_i)$ do not simplify as in the Gaussian case (compare the terms C_1, C_2 in Lii and Rosenblatt (1992, page 277) and \tilde{I}, \tilde{J} in Rosenblatt (2000, Chapter 8)). Evaluated at the truth, i.e. $\theta = \theta_0$, we have that $\varepsilon_{i,t}(\theta_0) = \varepsilon_{i,t}$ and

$$e_{i,x,t} = e_{i,x,t}(\theta_0) = \frac{\partial}{\partial x} \log \left[f_i \left(\sigma_i^{-1} l'_i B(\beta)^{-1} u_t(\pi); \lambda_i \right) \right] \Big|_{\theta=\theta_0} = \frac{f_{i,x}(\sigma_i^{-1} \varepsilon_{i,t}; \lambda_{i,0})}{f_i(\sigma_{i,0}^{-1} \varepsilon_{i,t}; \lambda_{i,0})}.$$

In combination, these assumptions allow us to prove

Theorem 3. *Under Assumptions 3, 4, 3, and one of Assumptions 1 or 2, there exists a sequence of maximisers $\hat{\theta}_T$ of (4) such that $\sqrt{T}(\hat{\theta}_T - \theta_0)$ converges in distribution to $\mathcal{N}(0, S)$, where*

$$S = \begin{pmatrix} I_0 & R' \\ R & 0 \end{pmatrix}^{-1} \begin{pmatrix} I_0 & 0 \\ 0 & 0 \end{pmatrix} \begin{pmatrix} I_0 & R' \\ R & 0 \end{pmatrix}^{-1}$$

and $I_0 = \mathbb{E} \left[l_{\theta,t}(\theta_0) l'_{\theta,t}(\theta_0) \right]$.

Proof. The Theorem follows from Propositions 2 and 3 by verification of the high-level assumptions as outlined above. \square

4.4 Further Remarks

Gouriéroux et al. (2019) use similar high level assumptions albeit without verifying them. In particular, they assume in (a.1) that the parameter space, to which their Lemma 1 and Proposition 2 is applied, is compact. However, it is well known that the parameter space for multivariate SVARMA models of the kind in their article is not compact. Moreover, no attempt is made to verify that their assumption (a.2), that the Schur decomposition be selected such that it is continuous for any given non-fundamentalness regime (i.e. number of MA zeros inside the unit circle), holds. The WHF approach as detailed in Theorem 1 and Corollary 1 provides a solution for this and could be used to verify (a.2) in Gouriéroux et al. (2019). Therefore, Gouriéroux et al. (2019) just formulate a well-known problem without providing a solution and their Proposition 2, presumably their main result, is empty.

Proving consistency for the whole parameter space (in contrast to a compact subset) is significantly more difficult, see Hannan and Deistler (2012, Chapter 4). In this general case, the proof is not conducted in coordinates (which are only introduced when analysing asymptotic normality in a specific parametrisation). A succinct description of the difficulties in this case is given in Pötscher and Prucha (1997, Chapter 4.5), see also Pötscher and Prucha (1997, Chapter 4.6, page 35, footnote 13). The non-compactness of the parameter space is dealt with by first extending the likelihood function to be minimised to a larger space $\Theta^{**} \supseteq \Theta$ and subsequently showing that one obtains the same minimiser for optimising the likelihood function on Θ or on a compact subset $\Theta^* \subseteq \Theta^{**}$. Still, the likelihood function does not converge uniformly to its asymptotic counterpart without further adjustments. The convergence properties of the likelihood function for parameter values such that there are transfer function zeros close to or on the unit circle requires some more analysis and adjustments (Deistler and Pötscher, 1984; Pötscher, 1987; Dahlhaus and Pötscher, 1989). Note that Gouriéroux et al. (2019) do not analyse the convergence properties of their exact likelihood function (derived for the univariate MA(1) case) when there is a zero of the MA polynomial on the unit circle. Rissanen and Caines (1979) prove consistency and asymptotic normality of the MLE (similarly to this article) when the parameter space is restricted to a compact set and the inputs are i.i.d. Gaussian.

5 Empirical Application

In order to illustrate the advantages of the WHF approach compared to other methods (Gouriéroux et al., 2019; Velasco, 2020), we estimate the Blanchard-Quah model Blanchard and Quah (1989). Furthermore,

we show the potential usefulness of the WHF approach for discriminating between different fundamentalness regimes for given AR and MA orders by estimating a standard macroeconomic model (federal funds rate, unemployment rate, inflation) with and without real exchange rates. Details are contained in the associated R-package, including another application to the dataset used in Plagborg-Møller (2019) who analyses technological news shocks and business cycles in the context of Bayesian SVMA models.

5.1 Economic Problem in Blanchard and Quah (1989) and Summary of Existing Results

Blanchard and Quah (1989) analyse the impact of demand and supply shocks on GNP and unemployment. They identify the shocks (the static shock transmission matrix) by assuming that demand shocks have only a temporary effect on GNP, while supply shocks have a permanent effect and estimate a SVAR(8) model for the first differences of the logarithm of output and the (detrended) unemployment rate in order to obtain IRFs. In the plots below, the first differences of the logarithm of output are aggregated. Lippi and Reichlin (1993, 1994) criticise that autoregressive models exclude zeros of the transfer function a priori and argue that Blanchard and Quah (1989)'s VAR(8) approximates²⁴ a VARMA(1,1) model with complex-conjugated MA roots Lippi and Reichlin (1994, page 325). This implies in particular that for the SVARMA(1,1) model there are either two MA zeros inside or two MA zeros outside the unit circle.

The approach in Velasco (2020) results in an invertible SVARMA(1,1) model with impulse responses similar to the ones by Blanchard and Quah (1989)²⁵. The approach in Gouriéroux et al. (2019) results in a SVARMA(4,1) model with one root inside the unit circle which is not in line with the results in Lippi and Reichlin (1994). Be that as it may, the impulse responses obtained in Gouriéroux et al. (2019) are similar to the ones obtained from the SVARMA-WHF approach in this article, albeit for a SVARMA(1,2,1,0) model with two MA roots inside the unit circle. These differences in model selection might be due to the fact that the data are not informative enough and that it is therefore difficult to infer the correct maximising parameter vector, see Yao et al. (2017).

5.2 Description of the WHF Approach

The elegance and simplicity of the SVARMA-WHF approach allows us to investigate a multitude of different AR and MA orders p and q . For each combination $(p, q) \in \{0, \dots, 8\}^2$, we estimate all possible a SVARMA-WHF models (κ, k) . By Theorem 1 and Corollary 1, the number of free parameters depends only on (p, q) and therefore it makes sense to use model selection criteria like AIC and BIC (Burnham and Anderson, 2004; Claeskens and Hjort, 2008). Following the discussion in Pötscher (1990, Remark 1, page 171), we use BIC as model selection criterion.

In order to investigate the convergence behaviour of our estimation procedure, we estimate the model with the Gaussian density²⁶, the Laplace density, and finally with the SGT family of densities. For each of these densities, we iterate between the BFGS (L-BFGS-B in the case of the SGT family in order to take the boundedness of the parameters into account and to ensure that the densities are such that a certain number of moments exist) and Nelder-Mead algorithm and use the obtained maximising parameter value as starting value for the subsequent (family of) densities.

²⁴While in theory one may approximate SVARMA models (or even “infinite VAR models”) by SVAR models, it is well known that the approximation is bad in many practically relevant cases. This was emphasised in a macroeconomic context by Ravenna (2007) and Poskitt and Yao (2017). Ravenna (2007) decomposes the error when SVARMA models are approximated by SVAR models into a truncation error and an identification error, pertaining to the parameters describing the economic shocks. Poskitt and Yao (2017) decompose the truncation error introduced in Ravenna (2007) further into an estimation and approximation error and argue that both are large for commonly used lag lengths and sample sizes. They conclude that “using VAR(n) may not be justified unless n and [the sample size] T are enormous”. Obviously, these errors carry over to the IRF which is a non-linear transformation of the structural parameters.

²⁵Since the impulse responses obtained by Velasco (2020) are essentially qualitatively the same as the ones in Blanchard and Quah (1989), we do not plot them separately.

²⁶As soon as a fundamentalness regime is fixed, the estimation problem is identical to the one for causal invertible VARMA models. In the latter model, the number of MA roots inside the unit circle is zero by assumption.

We check the residuals for non-normality using the Jarque-Bera and Shapiro tests. Moreover, we investigate the independence properties of the components of the obtained shock processes by analysing their autocorrelation properties as well as those of their absolute values and their squares. If the shock processes are independent, the shock processes as well as their absolute values and their squares should be uncorrelated. However, formal results regarding the properties of these test statistics (and afortiori small sample properties) under non-normality and taking estimation uncertainty into account have yet to be developed²⁷. Therefore, we use the output of these test statistics only as a guiding principle for comparison of similar models.

5.3 Results

The model with minimal BIC value and for which the normality tests reject the H_0 of normality at level 10% and do not reject the H_0 of the Ljung-Box test (with 8 lags) for each component of the estimated shocks is the SVARMA(1,2,1,0) model. The next best ones are the SVARMA(1,3,1,0) and the SVARMA(3,1,1,0) model. Each of these models feature two MA roots inside the unit circle and imply similar IRFs.

The optimal parameter values (with their standard deviations in parentheses) are

$$\hat{a}(z) = I_2 + \begin{pmatrix} -0.11 & -0.28 \\ (2.61) & (2.62) \\ 0.49 & -1.01 \\ (4.92) & (8.29) \end{pmatrix}, \quad \hat{p}(z) = I_2 + \begin{pmatrix} 0.07 & 0.75 \\ (2.62) & (1.1) \\ 0.26 & 0.00 \\ (4.85) & (1.6) \end{pmatrix}$$

$$\hat{f}(z) = I_2 + \begin{pmatrix} 0.56 & 1.67 \\ (2.20) & (0.610) \\ -0.24 & -0.30 \\ (4.61) & (1.37) \end{pmatrix}, \quad \hat{B} = \begin{pmatrix} 0.94 & 0.29 \\ (1.63) & (1.94) \\ -0.22 & 0.18 \\ (4.39) & (5.65) \end{pmatrix}$$

and the parameters (l, p, q) for the shock densities are $(-0.52, 1.49, 85616)$ (standard deviations $(1.57, 0.42, 0)$) and $(0.15, 1.92, 7.89)$ (standard deviations $(0.67, 0.28, 0.01)$), respectively.

Next, we compare the IRFs of our model with the ones of Blanchard and Quah (1989) and in Gouriéroux et al. (2019) in Figure 1. Unlike the impulse responses in Blanchard and Quah (1989), the long-run impact of the demand shock is not transitory in the other non-invertible SVARMA models whose static shock impact matrix B is estimated using independence and non-Gaussianity. While the long-run impact of demand shocks is negative for both non-invertible models, the impact on GNP is always positive in our approach and the impact on the unemployment rate is always negative which is in contrast to the results in Gouriéroux et al. (2019).

In Figure 2, we illustrate that it is of course possible to identify the shocks using Blanchard and Quah (1989)'s identification scheme for the static shock transmission matrix which requires that the long-run impact on GNP be transitory. In this case, the responses of GNP and the unemployment rate to the supply shock are more aligned with the ones in Blanchard and Quah (1989). One significant difference is that the response of unemployment to the supply shock is always positive.

Focusing on the sensitivity of the BIC values for different integer-valued parameters, we note that these values are quite similar for the dataset analysed in Blanchard and Quah (1989) and that this is not the case for different datasets. This suggests that the additional insights the SVARMA-WHF method provides (e.g. the possibility to estimate each fundamentalness separately) may be useful for investigating the informativeness of the data with regards to non-invertibility. Plotting the BIC values for different (p, q) in dependence of the number of MA roots in the unit circle, we see that these values are quite similar.

We also considered two standard macroeconomic datasets to illustrate the dependence of BIC values on integer-valued parameters, in particular the number of MA zeros inside the unit circle. Unlike the dataset used in the Blanchard and Quah model, there is a distinct difference regarding integer-valued parameters and in particular the optimal number of MA zeros (inside the unit circle) as we illustrate in Figure 3. When the real exchange rate is included in addition to the Federal Funds Rate, the unemployment rate, and inflation, models without MA part have a significantly better BIC value.

²⁷We observe that the Ljung-Box test rejects more often when the deviation from non-normality is remarkable.

Comparison of Impulse Responses in the Blanchard Quah Model

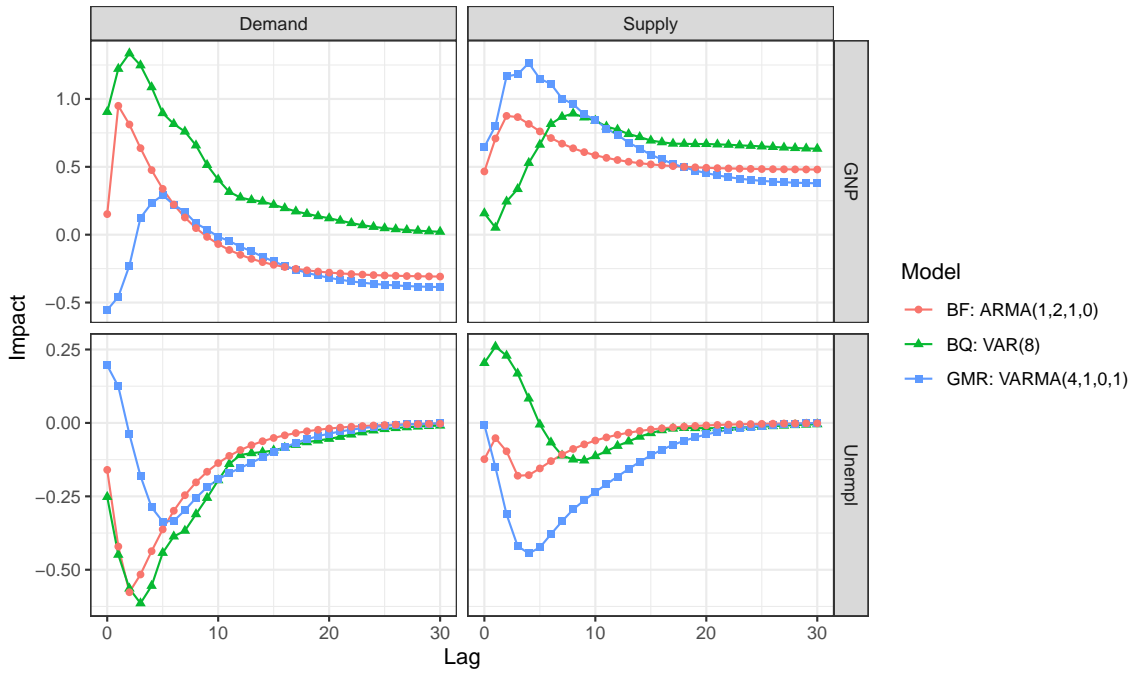


Figure 1: Comparison of the optimal impulse responses obtained by different approaches in the literature. In Blanchard and Quah (1989), the static shock impact matrix is rotated such that the demand shock is transitory, in the other approaches identification is obtained by using independence and non-Gaussianity.

Comparison of Rotated Impulse Responses in the Blanchard Quah Model

No Long-Run Impact of Demand Shock

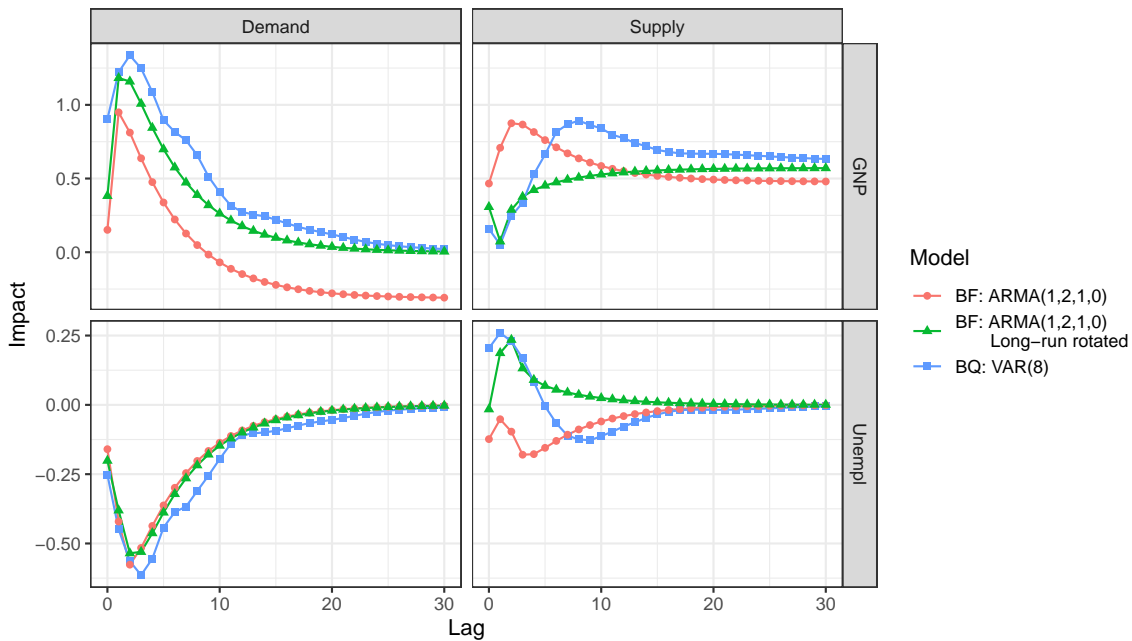


Figure 2: We compare our optimal model for two different static shock impact matrices to the one in Blanchard and Quah (1989). The first static shock impact matrix corresponds to the optimal one obtained from the output of ML optimisation, whereas in the second one we rotated the impulse response function such that the long-run impact of the demand shock is zero.

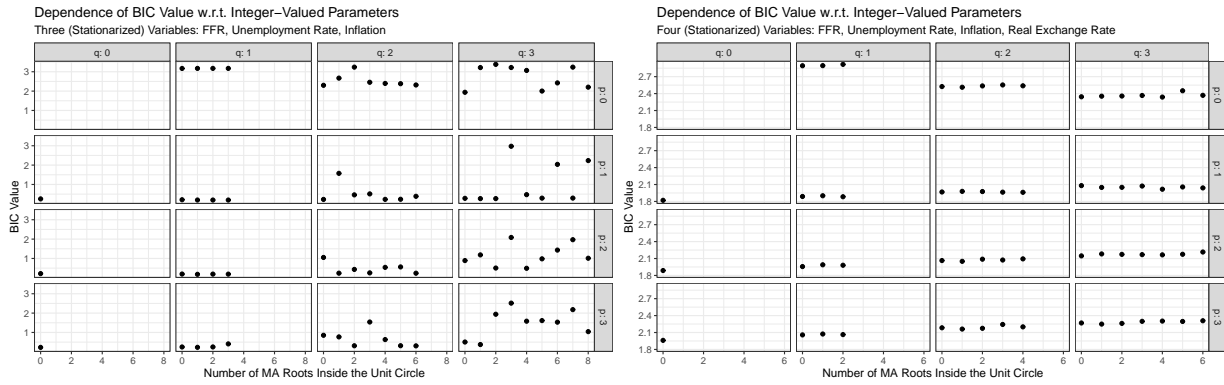


Figure 3: We compare the dependence of BIC values with respect to different orders (p, q) and number of unstable roots inside the unit circle for two standard macroeconomic models. Including additionally the real exchange rate has the effect that non-invertibility disappears in the sense that the best model is in this case the one with no MA part.

The SVARMA WHF method presented here suggests itself for likelihood-based testing procedures. The developments in this article make thus usually imposed identification restrictions on the zero location of the MA polynomial testable. Regarding the static shock transmission matrix, similar remarks to the ones in Lanne et al. (2017) apply.

More detail regarding the implementation can be found in the documentation of the associated R-package which can be downloaded from <https://github.com/bfunovits/>. Since every non-fundamentalness regime (for all AR and MA orders) is estimated separately, the SVARMA-WHF approach is “embarrassingly parallel”, i.e. little or no effort is needed to separate the problem into a number of parallel tasks. For $(p, q) \in \{0, \dots, 8\}^2$ and all fundamentalness regimes, this leads for the Blanchard and Quah model to 730 different optimisation problems and for the standard macroeconomic dataset with 4 variables to 1380 different optimisation problems (which are separated in blocks of 10) incurring a total runtime of less than 10 minutes. The approaches in Gouriéroux et al. (2019); Velasco (2020) based on Blaschke matrices return for each (p, q) only one value. For $n = 4$ and $q = 8$, as in the standard macroeconomic dataset mentioned above, this corresponds for any model with $q = 8$ a maximum of 2^{nq} (more than 4 billion) optimisations if all MA zeros are real. In the approach by Velasco (2020), this issue is aggravated by the fact that evaluation of higher order periodograms is extremely costly (requiring up to $\mathcal{O}(T^3)$ calculations) and that the estimator based on higher order cumulant spectra serves only as an initial estimate for an efficient Newton-Raphson step minimising the score vector of his concentrated loss functions.

6 Acknowledgements

Financial support by the Research Funds of the University of Helsinki as well as by funds of the Oesterreichische Nationalbank (Austrian Central Bank, Anniversary Fund, project number: 17646) is gratefully acknowledged. For computations, the *Finnish Grid and Cloud Infrastructure* with persistent identifier *urn:nbn:fi:research-infras-2016072533* was used. Juho Koistinen, Mika Meitz, Markku Lanne, and Wolfgang Scherrer provided helpful comments on various versions of this article.

7 Conclusion and Future Research

In this article, we solve the problem of identifiability and estimation of causal, possibly non-invertible SVARMA models (1) driven by independent and non-Gaussian shocks using a novel parametrisation. The observation of Prof. Hannan in his Econometric Theory interview (Pagan, 1985) applies also here: “It was really quite simple once you recognise what the underlying mathematical technique is. [...] in the case of that identification problem [for causal and invertible VARMA models], once you recognize the issue as having to get rid of these indeterminacies, then it can be done very quickly.”

We get rid of the indeterminacies associated with zeros and poles at infinity of the MA matrix polynomial by using the WHF which ensures that f_0 is non-singular. The unique choice of a WHF for a given MA polynomial, described in Theorem 1 and Corollary 1, is a main ingredient for proving identifiability of the model. The number of determinantal roots of the MA polynomial is parametrised by the partial indices of the Wiener-Hopf factorisation of the MA polynomial. We do not need to assume that the MA root location and the static shock transmission matrix are identifiable but obtain identifiability as a consequence of independent shocks and non-Gaussianity. There are thus no implicit assumptions regarding information symmetry between outside observers and economic agents in our impulse response analysis. The structural insights are used for devising a computationally feasible maximum likelihood estimator which is implemented in the open-source software R and downloadable from <https://github.com/bfunovits/>.

An important open question concerns the shock densities, which are assumed to be known up to a scaling parameter. The estimates obtained here could serve as initial estimates for an adaptive estimation procedure along the lines of Kreiss (1987); Gassiat (1990, 1993). The theoretical results in Theorem 1 and Corollary 1 can also be used for analysing possibly non-causal VAR models, and possibly non-causal and possibly non-invertible VARMA models.

References

- Majid M. Al-Sadoon. The linear systems approach to linear rational expectations models. *Econometric Theory*, 34(3):628–658, 2018. doi: 10.1017/S0266466617000160.
- Majid M. Al-Sadoon and Piotr Zwiernik. The identification problem for linear rational expectations models, 2019.
- Lucia Alessi, Matteo Barigozzi, and Marco Capasso. Non-Fundamentalness in Structural Econometric Models: A Review. *International Statistical Review / Revue Internationale de Statistique*, 79(1):16–47, 2011. doi: 10.2307/41306163.
- Daniel Alpay and Israel Gohberg. *Topics in Interpolation Theory of Rational Matrix-valued Functions*, chapter Unitary Rational Matrix Functions, pages 175–222. 1988.
- Brian D.O. Anderson and John B. Moore. *Optimal filtering*. Dover Publications, New York, 2005.
- Donald W. K. Andrews. Consistency in nonlinear econometric models: A generic uniform law of large numbers. *Econometrica*, 55(6):1465–1471, 1987. URL <http://www.jstor.org/stable/1913568>.
- George Athanasopoulos and Farshid Vahid. Varma versus var for macroeconomic forecasting. *Journal of Business & Economic Statistics*, 26(2):237–252, 2008a. doi: 10.1198/073500107000000313.
- George Athanasopoulos and Farshid Vahid. A complete varma modelling methodology based on scalar components. *Journal of Time Series Analysis*, 29(3):533–554, 2008b. doi: 10.1111/j.1467-9892.2007.00568.x.
- Giacomo Baggio and Augusto Ferrante. On the factorization of rational discrete-time spectral densities. *IEEE Transactions on Automatic Control*, 61(4):969–981, 2016.
- Giacomo Baggio and Augusto Ferrante. Parametrization of minimal spectral factors of discrete-time rational spectral densities. *IEEE Transactions on Automatic Control*, 64(1):396–403, Jan 2019. doi: 10.1109/TAC.2018.2829474.
- Joao Carlos Basilio. Inversion of polynomial matrices via state-space. *Linear Algebra and its Applications*, 357(1):259 – 271, 2002. ISSN 0024-3795. doi: 10.1016/S0024-3795(02)00418-4. URL <http://www.sciencedirect.com/science/article/pii/S0024379502004184>.
- Olivier J Blanchard and Danny Quah. The Dynamic Effects of Aggregate Demand and Supply Disturbances. *American Economic Review*, 79(4):655–673, 1989.

- Albrecht Böttcher and Sergei M. Grudsky. *Spectral Properties of Banded Toeplitz Matrices*. SIAM, 2005.
- David R. Brillinger. *Time Series: Data Analysis and Theory*. Holden Day, San Francisco, 1981.
- P. J. Brockwell and R. A. Davis. *Time Series: Data Theory and Methods*. Springer, New York, 1987.
- Kenneth P Burnham and David R Anderson. Multimodel inference: understanding aic and bic in model selection. *Sociological methods & research*, 33(2):261–304, 2004. doi: 10.1007/b97636.
- Kung-Sik Chan and Lop-Hing Ho. On the Unique Representation of non-Gaussian Multivariate Linear Processes. Technical report, Department of Statistics & Actuarial Science, University of Iowa., 2004. URL <https://pdfs.semanticscholar.org/fd93/194a3fd280de596ef5135aa7954eab5e51a1.pdf>.
- Kung-Sik Chan, Lop-Hing Ho, and Howell Tong. A Note on Time-Reversibility of Multivariate Linear Processes. *Biometrika*, 93:221–227, 2006. doi: 10.1093/biomet/93.1.221.
- Aiyou Chen and Peter J. Bickel. Consistent independent component analysis and prewhitening. *IEEE Transactions on Signal Processing*, 53:3625–3632, 2005. doi: 10.1109/TSP.2005.855098.
- Qiansheng Cheng. Maximum standardized cumulant deconvolution of non-gaussian linear processes. *Ann. Statist.*, 18(4):1774–1783, 12 1990. doi: 10.1214/aos/1176347877. URL <https://doi.org/10.1214/aos/1176347877>.
- Qiansheng Cheng. On the unique representation of non-gaussian linear processes. *Ann. Statist.*, 20(2):1143–1145, 06 1992. doi: 10.1214/aos/1176348677. URL <https://doi.org/10.1214/aos/1176348677>.
- Gerda Claeskens and Nils Lid Hjort. Model selection and model averaging. *Cambridge Books*, 2008.
- Kevin F. Clancey and Israel Gohberg. *Factorization of Matrix Functions and Singular Integral Operators*. Springer Basel AG, 1981.
- R Dahlhaus and B.M Pötscher. Convergence results for maximum likelihood type estimators in multivariable arma models ii. *Journal of Multivariate Analysis*, 30(2):241 – 244, 1989. ISSN 0047-259X. doi: [https://doi.org/10.1016/0047-259X\(89\)90037-7](https://doi.org/10.1016/0047-259X(89)90037-7). URL <http://www.sciencedirect.com/science/article/pii/0047259X89900377>.
- Carter Davis. *sgt: Skewed Generalized T Distribution Tree*, 2015. URL <https://CRAN.R-project.org/package=sgt>. R package version 2.0.
- R Davis and L Song. Noncausal vector ar processes with application to financial time series. *Unpublished manuscript, Columbia University, New York*, 2010.
- Manfred Deistler. z-Transform and Identification of Linear Econometric Models with Autocorrelated Errors. *Metrika*, 22:13–25, 1975.
- Manfred Deistler. The Properties of the Parameterization of ARMAX Systems and Their Relevance for Structural Estimation and Dynamic Specification. *Econometrica*, 51(4):1187–1207, July 1983. URL <http://www.jstor.org/stable/1912058>.
- Manfred Deistler and Benedikt M. Pötscher. The Behaviour of the Likelihood Function for ARMA Models. *Advances in Applied Probability*, 16(4):843–866, December 1984.
- Manfred Deistler and Hans-Günther Seifert. Identifiability and Consistent Estimability in Econometric Models. *Econometrica*, 46(6):969–980, July 1978. URL <http://www.jstor.org/stable/1909759>.
- David F. Findley. The uniqueness of moving average representations with independent and identically distributed random variables for non-gaussian stationary time series. *Biometrika*, 73(2):520–521, 08 1986. doi: 10.1093/biomet/73.2.520.

- David F. Findley. Amendments and corrections: The uniqueness of moving average representations with independent and identically distributed random variables for non-gaussian stationary time series. *Biometrika*, 77(1):235–235, 1990. URL <http://www.jstor.org/stable/2336071>.
- Mario Forni, Luca Gambetti, and Luca Sala. Structural VARs and noninvertible macroeconomic models. *Journal of Applied Econometrics*, 34(2):221–246, 2019. doi: 10.1002/jae.2665. URL <https://onlinelibrary.wiley.com/doi/abs/10.1002/jae.2665>.
- Bernd Funovits. Semi-parametric estimation of multivariate possibly non-causal and possibly non-invertible time series models. *Manuscript, University of Helsinki*, 2019.
- Bernd Funovits. Comment on gouriéroux, monfort, renne (2019): Identification and estimation in non-fundamental structural varma models, 2020.
- Felix R. Gantmacher. *The Theory of Matrices*, volume 1. AMS Chelsea Publishing, 1959.
- E. Gassiat. Adaptive estimation in noncausal stationary ar processes. *Ann. Statist.*, 21(4):2022–2042, 12 1993. doi: 10.1214/aos/1176349408. URL <https://doi.org/10.1214/aos/1176349408>.
- Élisabeth Gassiat. Estimation semi-paramétrique d'un modèle autorégressif stationnaire multiindice non nécessairement causal. *Annales de l'I.H.P. Probabilités et statistiques*, 26(1):181–205, 1990. URL www.numdam.org/item/AIHPB_1990__26_1_181_0/.
- Israel Gohberg and Izrail Aronovich Feldman. *Convolution equations and projection methods for their solution*, volume 41. American Mathematical Society, translations of mathematical monographs edition, 1974.
- Israel Gohberg and M. G. Krein. Systems of integral equations on a half-line with kernel depending upon the difference of the arguments. 14(2):217–287, 1960.
- Israel Gohberg, Marinus. A. Kaashoek, and Ilya M. Spitkovsky. An Overview of Matrix Factorization Theory and Operator Applications. In Israel Gohberg, Nenad Manojlovic, and António Ferreira dos Santos, editors, *Factorization and Integrable Systems*, pages 1–102, Basel, 2003. Birkhäuser Basel. ISBN 978-3-0348-8003-9.
- Israel Gohberg, Peter Lancaster, and Leiba Rodman. *Matrix Polynomials*. SIAM, Philadelphia, 2009.
- Christian Gouriéroux and Joann Jasiak. Noncausal vector autoregressive process: Representation, identification and semi-parametric estimation. *Journal of Econometrics*, 200(1):118–134, 2017. doi: <http://dx.doi.org/10.1016/j.jeconom.2017.01.011>.
- Christian Gouriéroux, Alain Monfort, and Jean-Paul Renne. Statistical inference for independent component analysis: Application to structural VAR models. *Journal of Econometrics*, 196:111–126, 2017. doi: 10.1016/j.jeconom.2016.09.007.
- Christian Gouriéroux, Alain Monfort, and Jean-Paul Renne. Identification and Estimation in Non-Fundamental Structural VARMA Models. *Review of Economic Studies*, pages 1–39, 2019. doi: 10.1093/restud/rdz028.
- Marc Hallin and Chintan Mehta. R-Estimation for Asymmetric Independent Component Analysis. *Journal of the American Statistical Association*, 110(509):218–232, 2015. doi: 10.1080/01621459.2014.909316.
- Edward J. Hannan. *Multiple Time Series*. Wiley, 1970.
- Edward J. Hannan. The identification problem for multiple equation systems with moving average errors. *Econometrica*, 39(5):751–765, September 1971. doi: 10.2307/1909577.
- Edward J. Hannan and Manfred Deistler. *The Statistical Theory of Linear Systems*. SIAM Classics in Applied Mathematics, Philadelphia, 2012.

- Edward J. Hannan and Donald S. Poskitt. Unit Canonical Correlations between Future and Past. *The Annals of Statistics*, 16(2):784–790, June 1988. doi: 10.1214/aos/1176350836.
- Lars Peter Hansen and Thomas J. Sargent. *Rational Expectations Econometrics*, chapter Two Difficulties in Interpreting Vector Autoregressions, pages 77–120. Westview Press, 1991.
- David A. Harville. *Matrix Algebra From a Statistician's Perspective*. Springer, 1997.
- Diederich Hinrichsen and Anthony J. Pritchard. *Mathematical Systems Theory I - Modelling, State Space Analysis, Stability and Robustness*. Springer-Verlag, Berlin, Heidelberg, 2005.
- Aapo Hyvärinen, Juha Karhunen, and Erkki Oja. *Independent Component Analysis*. John Wiley & Sons, 2001.
- Pauliina Ilmonen and Davy Paindaveine. Semiparametrically efficient inference based on signed ranks in symmetric independent component models. *Annals of Statistics*, 39(5):2448–2476, 2011. doi: 10.1214/11-AOS906.
- S. Rao Jammalamadaka, T. Subba Rao, and György Terdik. Higher order cumulants of random vectors and applications to statistical inference and time series. *Sankhya: The Indian Journal of Statistics*, 68(2): 326–356, 2006. doi: 10.2307/25053499.
- Abram M. Kagan, Yuri V. Linnik, and Calyampudi R. Rao. *Characterization Problems in Mathematical Statistics*. John Wiley & Sons, 1973.
- Thomas Kailath. *Linear Systems*. Prentice Hall, Englewood Cliffs, N.J., 1980.
- Lutz Kilian and Helmut Lütkepohl. *Structural Vector Autoregressive Analysis*. Cambridge University Press, 2017. doi: 10.1017/9781108164818.
- Jens-Peter Kreiss. On adaptive estimation in stationary ARMA processes. *The Annals of Statistics*, 15(1): 112–133, 1987. URL <https://www.jstor.org/stable/2241072>.
- Markku Lanne and Pentti Saikkonen. Noncausal Vector Autoregression. *Econometric Theory*, 29:447–481, 6 2013. ISSN 1469-4360. doi: 10.1017/S0266466612000448.
- Markku Lanne, Mika Meitz, and Pentti Saikkonen. Identification and estimation of non-gaussian structural vector autoregressions. *Journal of Econometrics*, 196(2):288 – 304, 2017. doi: 10.1016/j.jeconom.2016.06.002.
- Valerii P. Leonov and Albert Nikolaevich Shiryaev. On a method of calculation of semi-invariants. *Theory of Probability & its applications*, 4(3):319–329, 1959.
- Keh-Shin Lii and Murray Rosenblatt. An approximate maximum likelihood estimation for non-Gaussian non-minimum phase moving average processes. *Journal of Multivariate Analysis*, 43(2):272–299, 1992. doi: 10.1016/0047-259X(92)90037-G.
- Keh-Shin Lii and Murray Rosenblatt. Maximum Likelihood Estimation for Nongaussian Nonminimum Phase ARMA Sequences. *Statistica Sinica*, 6(1):1–22, 1996. doi: 10.2307/24305996. URL <http://www.jstor.org/stable/24305996>.
- Marco Lippi and Lucrezia Reichlin. The Dynamic Effects of Aggregate Demand and Supply Disturbances: Comment. *The American Economic Review*, 83(3):644–652, 1993.
- Marco Lippi and Lucrezia Reichlin. VAR Analysis, Nonfundamental Representations, Blaschke Matrices. *Journal of Econometrics*, 63(1):307 – 325, 1994. ISSN 0304-4076. doi: [http://dx.doi.org/10.1016/0304-4076\(93\)01570-C](http://dx.doi.org/10.1016/0304-4076(93)01570-C). URL <http://www.sciencedirect.com/science/article/pii/030440769301570C>.
- Peter McCullagh. *Tensor methods in statistics*. Dover Publications, 2018.

- H. Joseph Newton. The information matrices of the parameters of multiple mixed time series. *Journal of Multivariate Analysis*, 8(2):317–323, 1978.
- Alexei Onatski. Winding number criterion for existence and uniqueness of equilibrium in linear rational expectations models. *Journal of Economic Dynamics and Control*, 30(2):323–345, February 2006.
- Adrian Pagan. The ET Interview: Professor E.J. Hannan. *Econometric Theory*, 1(2):263–290, 1985. doi: 10.1017/S0266466600011178.
- Mikkel Plagborg-Møller. Bayesian inference on structural impulse response functions. *Quantitative Economics*, 10(1):145–184, 2019. doi: <https://doi.org/10.3982/QE926>. URL <https://www.onlinelibrary.wiley.com/doi/abs/10.3982/QE926>.
- Donald S. Poskitt. Vector autoregressive moving average identification for macroeconomic modeling: A new methodology. *Journal of Econometrics*, 192:468–484, June 2016. doi: 10.1016/j.jeconom.2016.02.011.
- Donald S. Poskitt and Wenying Yao. Vector autoregressions and macroeconomic modeling: An error taxonomy. *Journal of Business & Economic Statistics*, 35(3):407–419, 2017. doi: 10.1080/07350015.2015.1077139.
- Benedikt Pötscher. Asymptotic properties of m-estimators - lecture notes. *Manuscript, University of Vienna*, 2011.
- Benedikt Pötscher and Ingmar Prucha. *Dynamic Nonlinear Econometric Models, Asymptotic Theory*. Springer Berlin, 1997.
- Benedikt M. Pötscher. Estimation of autoregressive moving-average order given an infinite number of models and approximation of spectral densities. *Journal of Time Series Analysis*, 11(2):165–179, 1990. doi: <https://doi.org/10.1111/j.1467-9892.1990.tb00049.x>. URL <https://onlinelibrary.wiley.com/doi/abs/10.1111/j.1467-9892.1990.tb00049.x>.
- B.M. Pötscher. Convergence results for maximum likelihood type estimators in multivariable arma models. *Journal of Multivariate Analysis*, 21(1):29 – 52, 1987. ISSN 0047-259X. doi: [https://doi.org/10.1016/0047-259X\(87\)90097-2](https://doi.org/10.1016/0047-259X(87)90097-2). URL <http://www.sciencedirect.com/science/article/pii/0047259X87900972>.
- Mala Raghavan, George Athanasopoulos, and Param Silvapulle. Canadian monetary policy analysis using a structural VARMA model. *Canadian Journal of Economics*, 49(1):347–373, 2016. doi: 10.1111/caje.12200.
- Federico Ravenna. Vector autoregressions and reduced form representations of {DSGE} models. *Journal of Monetary Economics*, 54(7):2048 – 2064, 2007. ISSN 0304-3932. doi: 10.1016/j.jmoneco.2006.09.002.
- G. Reinsel. *Elements of Multivariate Time Series Analysis*. Springer Series in Statistics, 1993.
- J. Rissanen and P. E. Caines. The strong consistency of maximum likelihood estimators for arma processes. *The Annals of Statistics*, 7(2):297–315, 1979. doi: 10.2307/2958812.
- Murray Rosenblatt. *Stationary sequences and random fields*. Springer Science & Business Media, 1985.
- Murray Rosenblatt. *Gaussian and Non-Gaussian Linear Time Series and Random Fields*. Springer, 2000.
- Thomas J. Rothenberg. Identification in Parametric Models. *Econometric Theory*, 39(3):577–591, May 1971. doi: 10.2307/1913267.
- Yuri A. Rozanov. *Stationary Random Processes*. Holden-Day, San Francisco, 1967.
- Wolfgang Scherrer and Bernd Funovits. *rationalmatrices: Classes and Methods for Rational Matrices*, 2020a.
- Wolfgang Scherrer and Bernd Funovits. *RLDM: A Package for Modeling of Time Series with a Rational Spectral Density*, 2020b.

- Wolfgang Scherrer and Bernd Funovits. All-pass functions for mirroring pairs of complex-conjugated roots of rational matrix functions, 2020c.
- George A. F. Seber. *A Matrix Handbook for Statisticians*. John Wiley & Sons, 2008.
- Christopher A. Sims. Macroeconomics and reality. *Econometrica*, 48(1):1–48, 1980. doi: 10.2307/1912017. URL <http://www.jstor.org/stable/1912017>.
- Christopher A. Sims and Tao Zha. Does monetary policy generate recessions? *Macroeconomic Dynamics*, 10(2):231–272, 2006. doi: 10.1017/S136510050605019X.
- Panayiotis Theodossiou. Financial data and the skewed generalized t distribution. *Management Science*, 44(12):1650–1661, 1998. doi: 10.2307/2634700.
- Carlos Velasco. Identification and estimation of structural varma models using higher order dynamics, 2020.
- Carlos Velasco and Ignacio N. Lobato. Frequency domain minimum distance inference for possibly noninvertible and noncausal arma models. *Ann. Statist.*, 46(2):555–579, 04 2018. doi: 10.1214/17-AOS1560. URL <https://doi.org/10.1214/17-AOS1560>.
- William A. Wolovich. *Linear Multivariable Systems*. Springer Verlag, third edition, 1974.
- Wenyang Yao, Timothy Kam, and Farshid Vahid. On weak identification in structural varma models. *Economics Letters*, 156:1–6, 2017. ISSN 0165-1765. doi: 10.1016/j.econlet.2017.03.035. URL <https://www.sciencedirect.com/science/article/pii/S0165176517301374>.
- Igor G. Zurbenko. *The spectral analysis of time series*. Amsterdam ; New York : North-Holland, Elsevier Science Pub. Co, 1986. ISBN 0444876073.