

Evidence of disorientation towards immunization on online social media after contrasting political communication on vaccines. Results from an analysis of Twitter data in Italy.

Samantha Ajovalasit^{*1}, Veronica Maria Dorgali², Angelo Mazza¹, Alberto D’Onofrio³, and Piero Manfredi⁴

¹University of Catania: Department of Economics and Business

²University of Florence: Department of Statistics, Computer Science, Applications
"G. Parenti" (DISIA)

³University of Strathclyde: Department of Mathematics and Statistics

⁴University of Pisa: Department of Economics and Management

Abstract

Background: In Italy, in recent years, vaccination coverage for key immunizations as MMR has been declining to worryingly low levels, with large measles outbreaks. As a response in 2017, the Italian government expanded the number of mandatory immunizations introducing penalties to unvaccinated children’s families. During the 2018 general elections campaign, immunization policy entered the political debate with the government in-charge blaming oppositions for fuelling vaccine scepticism. A new government (formerly in the opposition) established in 2018 temporarily relaxed penalties and announced the introduction of forms of flexibility.

Objectives and Methods: Using a sentiment analysis on tweets posted in Italian during 2018, we aimed to: (i) characterize the temporal flow of vaccines communication on Twitter, and the underlying triggering events, (ii) evaluate the polarity of vaccination opinions and the usefulness of Twitter data to estimate vaccination parameters, and especially (iii) investigate whether the contrasting announcements at the highest political level might have originated disorientation amongst the Italian public.

Results: Vaccine-relevant tweeters’ interactions peaked in response to main political events. Out of retained tweets, 70.0% resulted favourable to vaccination, 16.5% unfavourable, and 13.6% undecided, respectively. The smoothed time series of polarity proportions exhibit frequent large changes in the favourable proportion, superimposed to a clear up-and-down trend synchronized with the switch between governments in Spring 2018, suggesting evidence of disorientation among the public.

Conclusions: The reported evidence of disorientation for opinions expressed in online social media shows that critical health topics, such as vaccination, should never be used to achieve political consensus. This is worsened by the lack of a strong Italian institutional presence on Twitter, calling for efforts to contrast misinformation and the ensuing spread of hesitancy. It remains to be seen how this disorientation will impact future parents’ vaccination decisions.

Keywords: Vaccine hesitancy; vaccine opposition in Italy; Twitter data; polarization; disorientation.

1 Introduction

The dramatic success of immunization programs in industrialized countries, with decades of high vaccine uptake and ensuing herd immunity, is suffering a drawback, namely the generalized fall of perceived risks arising from vaccine-preventable infectious diseases. This promotes the spread of resistance, or reluctance, to vaccination. This phenomenon, nowadays identified as “vaccine hesitancy” [18, 19, 20] - is currently considered one of the top threats to global health because of its pervasive and complex nature [31]. Ensuring vaccination programs’ resilience to the hesitancy threat is a significant task of current Public Health systems.

In Italy, the MMR (measles, mumps, and rubella) vaccination coverage at 24 months, which was in the region of 91% in 2010, fell at 85.3% in 2015 and remained low after that. Parallel to this, large measles outbreaks, with 844 cases in 2016, 4,991 in 2017 (with four deaths), and 2,029 cases in the first six months of 2018 [16, 17, 33] were observed.

As a response, in the Italian National immunization plan for 2017-2019, the Italian government acted to increase the number of mandatory immunizations [28] by introducing penalties for non-vaccinators in the form of fines and restrictions to admittance to kindergarten and school. The decree’s ethical implications, mainly the introduction of sanctions, have been strongly challenged, especially in online social media (OSM). With the 2018 general elections, the vaccination policy flooded the political debate, with the government accusing the opposition of fuelling scepticism around vaccination. The new government, established in June 2018 and composed by a coalition between an anti-establishment movement and a far-right party, allowed, after several contrasting announcements, unvaccinated children to be admitted to school.

Over the past fifteen years, OSM emerged as a major popular source of information, including health topics [2, 22, 23]. However, within OSM, anyone can express her/his own opinion, regardless of her/his expertise in the particular topic considered. As a result, parents’ immunization decisions could be influenced by misconceptions and false information [1, 5-6]. The massive misinformation pervading the OSM environment has been defined by the World Economic Forum as one of the main threats to current societies [1, 5-6, 47, 48], in particular, because of the emergence of echo chambers, i.e., “polarised groups of like-minded people who keep framing and reinforcing a shared narrative” [5]. Although opposition to vaccination, favoured by misinformation, existed since the very introduction of the smallpox vaccine [39], recently, because of the increase in Internet access and the birth of the new communication platforms, misinformation is spreading at unprecedented rates [4, 5].

We focused our analysis on Twitter, a microblogging service, which is considered, as well as Facebook, a public square where anyone can express and share opinions and participate in discussions. On Twitter, user A may see user Bs’ messages without being involved in a direct relationship (“follow”). Twitter thus represents a social network and an information network at the same time. This makes Twitter different from Facebook because of its structure. For example, Facebook allows easier identification of echo chambers and homophily [15, 41]. For epidemiological purposes, Twitter data have been used for surveillance and descriptive stud-

ies, e.g., the spread of seasonal flu, the 2009 H1N1 pandemic outbreak, and the 2014 Western Africa Ebola outbreak. In all these examples, a clear correlation between the temporal spread of infections and social media interactions emerged [42].

Supported by the steadily increasing internet access, Twitter is currently one of the primary tools used by political leaders to communicate with their public [12, 13, 14]. However, this implies that when political leaders intervene on scientific subjects, such as immunization, they exert tremendous pressure on public opinion [55]. When health-related topics are the subject of political disputes, with contrasting information being massively delivered by not formally qualified persons, some individuals may be induced to change their opinions compulsively, originating a condition of disorientation. Properly defining disorientation and testing for its presence in Twitter signals is a main task of this article. A preliminary literature search on the subject suggested that the issue of “disorientation”, though ubiquitously present in many disciplines such as medical and cognitive sciences, spatial and information sciences, and social science [56, 57, 58], does not seem to have received systematic attention in the literature on information, opinions and online social media.

Generally speaking, “disorientation” can be simply a consequence of the lack of adequate information, of the over-exposition to information, including misinformation, and more generally, of information disorder [59]. All these factors can make it difficult for people to filter the masses of available information properly. To simplify things and develop simple tests for the presence of disorientation in data, we assumed that disorientation (towards vaccines) could be coarsely identified as the lack of well-established and resilient opinions among individuals, therefore causing individuals to change their opinions as a consequence of sufficient external perturbations. The question then shifts on which the perturbations might be “sufficient”. Clearly, some perturbations – typically those arising as direct responses of the public to media news - can be very short-lasting. In relation to this, we define a concept of “short-term disorientation” as a state in which people keep changing suddenly (and often) their opinion on the debated subject because of the overwhelming impact of multiple contrasting information. However, other perturbations, such as those following from non-scientific arguments promoted or supported at the highest political level, e.g., a political party, or even a government, might generate longer-term effects that we term here as “long-term disorientation”.

Consistently, in this article, we used sentiment analysis to describe the trend in communication about vaccines on Twitter in Italy throughout 2018 and to evaluate polarity in the opinions about immunization as preliminary steps to bring evidence – by appropriate statistical tests - that the prolonged phase of contrasting political announcements on a sensitive topic such as mass immunization might have originated a condition of disorientation among the Italian public.

2 Material and Methods

Twitter is an online social media and micro-blogging service born in 2006. Users (“tweeters”) write texts (“tweets”) of 280 characters maximum length, which are publicly visible by default until users decide to protect their tweets. According to statista.com (accessed on

March 13th, 2021), in 2021, Twitter has 340 million (estimated) active users worldwide.

2.1 Data extraction, transformation, and cleaning

We collected tweets in Italian containing at least one of a set of keywords related to vaccination behaviour and vaccine-preventable infectious diseases posted in 2018, using the Twitter Advanced Search Tool. In total, we retrieved 443,167 tweets. Keywords were chosen from a review of previous literature, and they were appropriately expanded for our purposes. Subsequently, we applied supervised classification techniques to screen out irrelevant tweets and analyze the polarity proportions of the retained ones. Consistently, we deliberately chose a broader set of keywords in order to retrieve the largest possible set of tweets and then apply finer tools to identify and leave-out noise.

Data cleaning was performed using the Python programming language. A probabilistic approach was used to re-filter tweets written in Italian; then, possible duplications were removed using the Tweets ID field with 318,371 tweets retained for the analysis. For each post, we tracked subsequent interactions by counting the number of re-tweets and likes.

2.2 Tweets Classification, sentiment analysis, and training set

Sentiment analysis deals with the computational treatment of opinions, sentiments, and subjectivity within texts [35, 49]. Here, we used sentiment analysis methods for classifying tweets. In our analysis, we identified four categories: (i) favourable (F), if the tweet unambiguously showed a convinced pro-vaccine position, (ii) contrary (C), if the tweet unambiguously showed a position contrary to vaccination, (iii) undecided (U), if the tweet was neither favourable nor unfavourable, (iv) out of context (OOC), if the tweet was unrelated to immunization or if it did not fit any of the preceding categories (e.g., if it was merely spreading news or linking to another source, without expressing an opinion or a clear position). Tweets from the latter category were removed from subsequent analyses. Throughout the rest of the article, we will generically label the observed proportions of the three categories (F, C, U) (computed over any time period) as the “polarity” proportions. The sum of the contrary and undecided proportions can be taken as an estimate of the hesitant proportion in the overall Twitter population during the period considered. Notably, this is a wide population, potentially including people not involved in vaccination decisions, neither currently nor in the future, and therefore not necessarily relevant for the future vaccine coverage. Nonetheless, they represent a large population participating in a hot public debate and, therefore, relevant to opinion formation.

A supervised classification procedure [34, 60] was used to classify tweets into the four categories previously defined. First, a training set was created by manually tagging a random sample of 15,000 tweets out of the 318,371 retained for the analysis. Manual labelling was done by 15 trained university students. In particular, 15% of these 15,000 tweets were intentionally duplicated to measure the mutual (dis)agreement among annotators. The resulting accuracy was 0.6298 (CI 0.6034 – 0.6557), with a Fleiss’ Kappa of 0.410, resulting in a fair agreement.

Next, we manually reviewed the duplicated tweets and those that showed invalid content (such as hashtag only or URL only tweets). Tweets labelled during previous explorative analysis were added. Eventually, we obtained a set of 14306 unique tweets that made the training set. In the classification process, we used unigram and bigram; we kept the hashtag (#vaccino) and removed the mentions (e.g. @screenname). Eventually, the training set was used to compare five alternative classification models based on the following algorithms: Classification Tree, Random Forest, Naive Bayes, Support Vector Machine (SVM), and K-Nearest Neighbors.

2.3 Seeking evidence of short-term disorientation in Twitter data

To seek short-term disorientation symptoms in the data, we applied a number of tests relying on the size of the deviations (measured through the variance) from appropriately defined average opinions. The tests were conducted considering all the tweets retained, assuming they represented a random sample of an appropriate underlying super population. In particular, we proposed three different tests.

2.4 Basic multinomial test of daily tweeting trends

We applied a simple multinomial test to identify those changes in the polarity proportions resulting from randomness and separate them from those that did not. Our null hypothesis is that the (true) proportions of categories (F, C, U) were the ones observed throughout the entire year. In practice, we computed, for every day, the probability value (p-value) that the observed vector of opinion proportions is a (random) sample drawn from a multinomial population whose parameter vector is given by the overall yearly mean of the polarity proportions.

2.5 A “running” multinomial test for fast-changing opinions

To further understand the short term changes in opinions, we tested whether each observed daily vector of polarity proportions represented a random sample drawn from a “running” multinomial population whose parameter vector is given by the average polarity proportions observed over the preceding 15 days. The figure of 15 days, representing our null hypothesis, was selected somewhat arbitrarily as a minimal duration representing a “stable” opinion (or “average preferences persistence”) in the short term. However, a sensitivity analysis was conducted to check the robustness of this choice.

2.6 A running-variance test

Furthermore, all along the observed period, we computed a running 15-days variance of the proportion favourable to vaccination and tested (by the standard Chi-square) the null hypothesis that the 15-days variance is equal to the overall variance throughout the entire year.

2.7 Longer-term disorientation

As for long-term perturbations, we applied a polynomial fit to the smoothed polarity proportions trend over the entire year to look for possible evidence of long-term disorientation amongst the public. Smoothing was carried out using a discrete beta-kernel based procedure proposed by [38]; the use of beta kernels allows overcoming the problem of boundary bias, commonly arising from the use of symmetric kernels. The finite support of the beta kernel function can match our time interval so that, when smoothing is made near the time interval boundaries, no weight is allocated outside the support. The smoothing bandwidth parameter has been chosen using cross-validation.

3 Results

3.1 Automatic data classification and polarity proportions

Among the five classification algorithms tested, the Support Vector Machine (SVM) performed best (details in the online appendix), and it was consequently adopted. Main summary results based on standard measures [37] are reported in Table 1. These measures are consistent with the classification provided by human annotation (table 6 reported in the online appendix). As mentioned in the previous section, by selecting a broad set of keywords, we chose to retrieve a larger set of tweets and left to supervised classification algorithms the task of identifying noise. Consistently, 57.8% of the total tweets were classified as out-of-context and discarded. Of the remaining tweets, the overall proportions of classified as favorable, contrary and undecided were: F=70.0% (CI: 61.5-74.0), C=16.5% (CI: 12.7-25.2), U=13.6% (CI: 8.06-20.5), respectively.

	Precision	Recall	F1-Score	Support
Favorable	0.43	0.46	0.44	785
Contrary	0.24	0.19	0.21	318
Undecided	0.20	0.15	0.17	299
Out of Context	0.63	0.67	0.65	1460
Accuracy			0.50	2862
Macro avg	0.37	0.37	0.37	2862
Weighted avg	0.49	0.50	0.49	2862

Table 1: Results of the Support Vector Classifier the classifier eventually selected for the four categories considered in this work favourable contrary undecided and out of context

3.2 Hesitancy

The proportion of hesitant individuals in our overall Twitter population, given by the sum of the contrary and undecided proportions, resulted in 30,1%.

3.3 Institutional presence on Twitter

The Italian Ministry of Health use of Twitter is relegated to press communications or to the publication of statistics. Between 2013 and September 18th, 2019, the Italian Ministry of Health tweeted 2,454 times (of which 172 included the word *vaccin**), i.e., 25% the figure observed in France from the Ministère des Solidarités et de la Santé. Essentially the same holds for the Italian National Institute of Health.

3.4 Temporal trends

The daily levels of Twitter interaction (including original tweets and subsequent likes or re-tweets) for 2018 (see Figure 1) show three prominent peaks, each accounting for hundreds of thousands of interactions. These three peaks represent users' responses to well-identified triggering events. The first peak, recorded on June 22nd, 2018, is the second-highest; it follows an Italian Minister of Interior public speech that defined the number of mandatory immunizations in the National Immunization Plan as "intolerably excessive". Polarity proportions observed on this day were $F=71.7\%$, $C=15.8\%$, and $U=12.5\%$, respectively. The second peak, recorded on August 4th, 2018, is the highest; it follows a government decree that suspends sanctions, such as non-admission to school, imposed by the previous government on unvaccinated children. Notably, whereas the number of tweets on this day exhibited a dramatic increase compared to the previous days, the underlying polarity proportions ($F=77.7\%$, $C=11.8\%$, and $U=10.5\%$) showed only moderate variations. The third peak (September 5th, 2018) follows the government's change of position on easing the sanctions on unvaccinated children ($F=73.6\%$, $C=14.4\%$, $U=12.0\%$). The graph in Figure 1 shows a number of further lower peaks, still attributable to interventions in the political debate, over a long-term background of low-level activity.

3.5 Testing the presence of disorientation

With the caveats reported above, the proportion of people "not favourable" to immunization – around 30% - was a worrying symptom of the complicated state of opinions about vaccination in Italy. The results of the various procedures proposed to investigate disorientation are reported below.

3.6 Short-term disorientation

Using as null hypothesis the polarity proportions observed for the whole year ($F=70.0\%$, $C=16.4\%$, $U=13.6\%$), the basic multinomial test (Figure 2) is significant in 132 days ($\alpha = 5\%$), against an expectation of approximately 18 days (5% of 365).

The running multinomial test (Figure 3) is significant in 101 days ($\alpha = 5\%$), providing further evidence of instability in polarity proportions.

Last, the running-variance test (Figure 4) is significant in 80 days ($\alpha = 5\%$). In particular, significantly high variances appeared in February and March 2018, at the end of the electoral campaign, and around the voting days. In contrast, significantly low variances appeared after the new government took office and before schools opening, suggesting a possible stabilization of opinions after the transition from one government to the next. Overall,

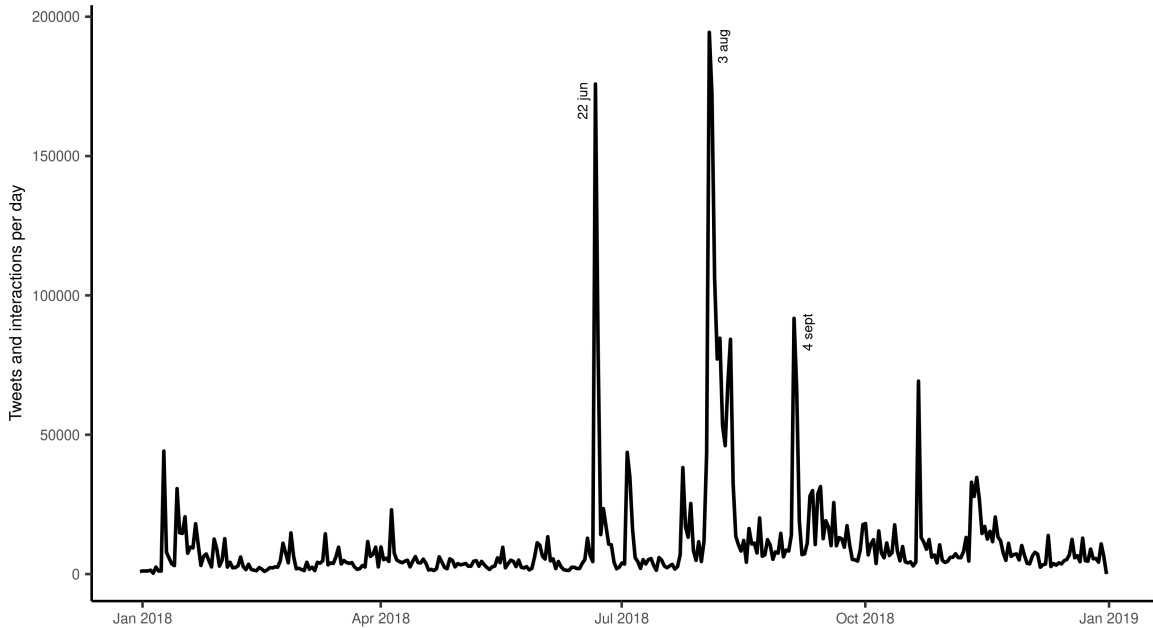


Figure 1: *Tweeting about vaccines in Italy during 2018: time series of total daily interaction counts (tweets, like and retweets) and exact dates at main triggering political events or speeches.*

the three tests performed agree in bringing statistical evidence towards a rapid shift in vaccination opinions, denoting the presence of short-term disorientation according to the first definition provided.

3.7 Smoothing and longer-term disorientation

The smoothed time series show that many of the sudden changes of the daily polarity proportions originate from a rather small number of more stable and longer-lasting fluctuations (Figure 5). For the proportion favourable to immunization, the amplitude of these more stable oscillations is remarkable (from 60% to 76%), suggesting a substantial size of the “non-resilient” component of the population favourable to vaccination.

A stepwise polynomial fit of the smoothed polarity proportions (Figure 5) selected the parabolic function as the best one, allowing for a dramatic increase in the determination coefficient compared to the linear case, whereas higher-order functions increased R^2 only negligibly (R^2 values are reported in figure 5).

Between January and May, the parabolic trend exhibits a clear increase of the favourable proportion (and a parallel decline in the proportions undecided and contrary), possibly reflecting the “tail” of the positive impact of the “vaccine decree” issued by the previous government, and a marked decline thereafter, when the new government had taken office, losing more than 7% by the end of the year. While we are not able to provide a direct causal link between the government change and the variation in polarity proportions, the association remains of concern in light of its political context.

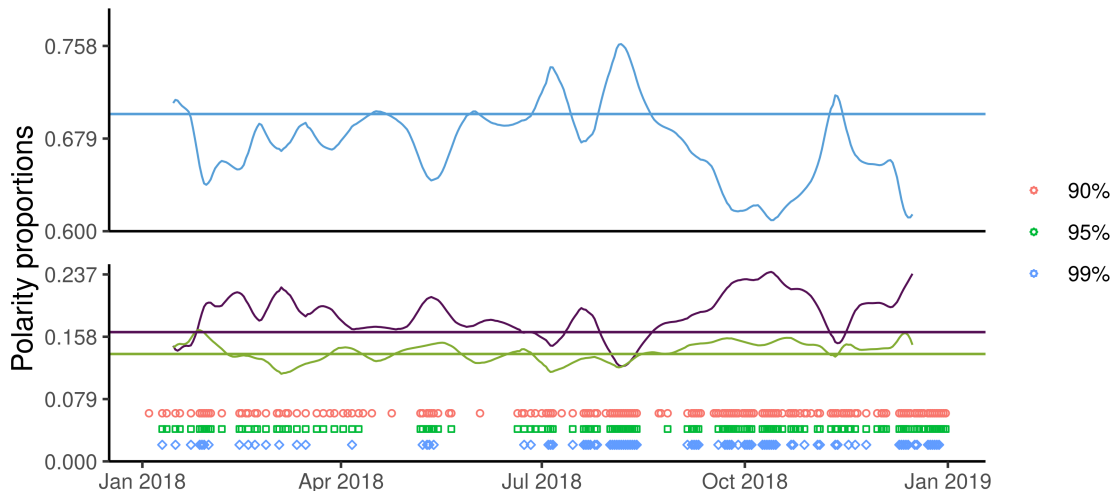


Figure 2: *Results of the basic multinomial test. Blue circles, green squares, and purple diamonds denote the days when the null hypothesis was rejected at the significance levels of 10%, 5%, and 1%, respectively. For readability we also showed the smoothed polarity proportions. In the appendix, we have reported the raw proportions used in the multinomial tests*

4 Discussion

The contribution’s main objective was to investigate whether the 2018 series of contrasting announcements on immunization policy at the highest Italian political level originated disorientation amongst the Italian public. We carried out a sentiment analysis on tweets posted in Italian during 2018 containing vaccine-related keywords.

Our results are as follows. A polarity analysis showed that the proportion of tweets favourable to vaccination was about 70%, the unfavourable one about 16%, while the “undecided” accounted for 13%, in line with similar studies [8, 24, 25], yielding an estimate of the hesitant proportion in the range of 30%. As for the temporal trends of tweets, relevant interactions showed clear peaks in correspondence with vaccine-related news and political speeches, indicating that this OSM “is used as an agora for matters of public interest” [51]. Finally, as for the key category of “disorientation”, we proposed in this paper a twofold definition namely, short-term disorientation, characterised by unstable, fast-changing, opinions about vaccination, vs long-term disorientation. Our results documented the presence of short-term disorientation by a range of alternative tests. Additionally, a clear yearly trend emerged, showing that the proportion favourable to vaccination increased up to when the previous government – strongly supporting immunization over the media – was in charge (May 2018), and it started declining as soon as the new government, fostering a more ambiguous

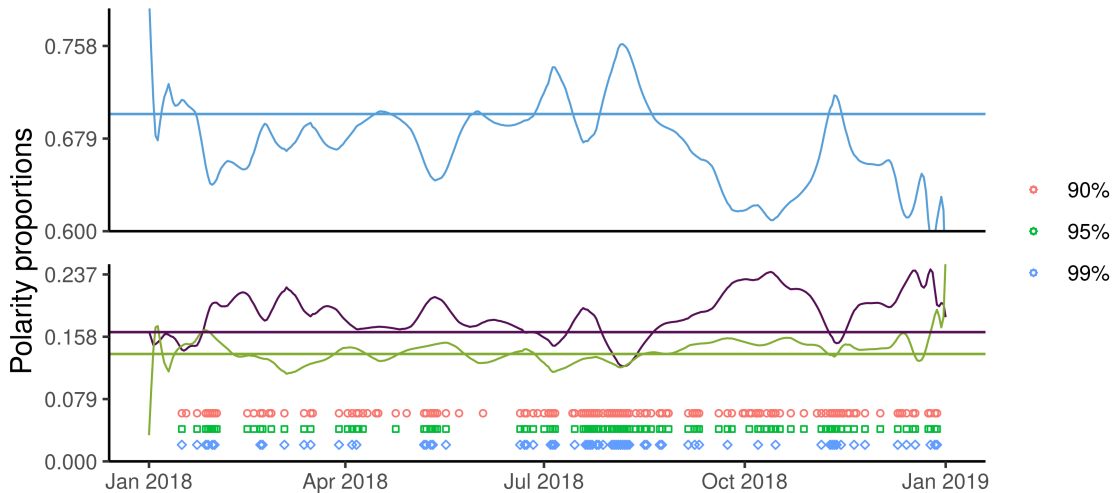


Figure 3: *Results of the running multinomial test at 15 days. Blue circles, green squares, and purple diamonds denote the days when the null hypothesis was rejected at the significance levels of 10%, 5%, and 1%, respectively. For readability we also showed the smoothed polarity proportions. In the appendix, we have reported the raw proportions used in the multinomial tests.*

position, had taken office. We felt hard to believe that this association was unrelated to the new government’s continued and ambiguous series of announcements.

Compared to similar studies on vaccination opinions in online social media, we believe that the attempt to define and measure the concept of disorientation and document it is a major strength of the present work. We remark that available data only allowed us to test for disorientation at the “collective” (or aggregate) level. A different research design, tracking users over time (which would require data at the individual level) would in principle allow to investigate disorientation at the individual (or micro-) level.

The reported evidence of disorientation on vaccination is suggestive of the potentially harmful role played by the use of critical health topics for purposes of political consensus. Sadly, these happenings are not new, think, e.g., to the dramatic impact of the denialism of the HIV promoted by a former president of South-Africa in a critical phase of the HIV epidemic [53]. However, these aspects can become especially important due to online social media’s increasing role as a source of information (mainly misinformation) [52], which might yield social pressures eventually harmful to vaccine uptake. Said otherwise, persistent disorientation can be inflated by online misinformation, finally drifting into hesitancy. From this viewpoint, we believe that the category of disorientation will deserve future inquiry in more focused studies.

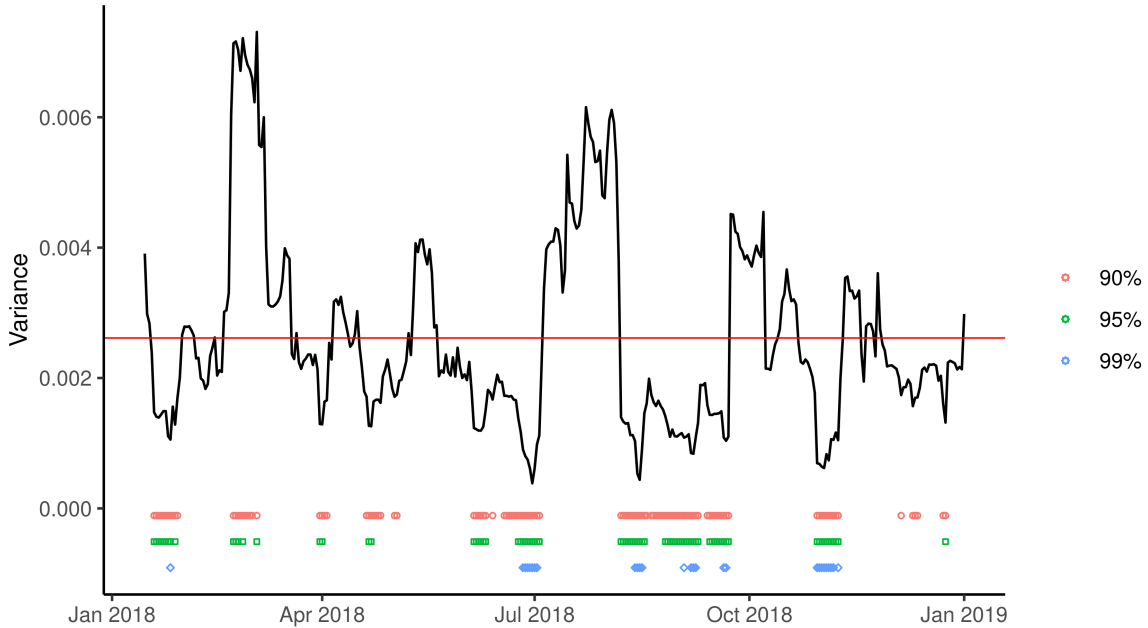


Figure 4: 15-days running variance of the proportion favorable to vaccination (black line). Blue circles, green squares, and purple diamonds denote the days when the null hypothesis was rejected at the significance levels of 10%, 5%, and 1%, respectively.

In the Italian case, the effect of disorientation might have been worsened by the almost lack, till the end of 2018, of a stable institutional presence on Twitter by Italian Public Health institutions. This fact, which appears in continuity with the traditional lack of communication between Italian public health institutions and citizens long before the digital era [23], calls for rapid public efforts in terms of an active presence on online social media, aimed to detect and contrast the spread of misinformation and the possible further spread of vaccine hesitancy [3,11]. Clearly, in the current Italian context, with the ongoing COVID-19 third wave triggered by the new virus variants, the emergency situation has forced a temporary improvement. However, it cannot be disregarded the fact that at the end of the first pandemic wave (June-July 2020), an amazing large (41%) proportion of Italian adults declared themselves contrary to Covid-19-vaccination (<https://www.cattolicanews.it/vaccino-anti-covid-italiani-poco-propensi>).

Though not designed for this purpose, this analysis might provide valuable suggestions for vaccine decision-makers. Indeed, the large proportion of hesitant (in the region of 30%) should be carefully considered, if not for their potential impact on current coverage, at least for the social pressure they might enact within online social media, which might eventually feedback negatively on future coverage, as previously pinpointed.

About the limitations of the present analysis, it must be acknowledged that the definitions adopted for the concept of disorientation and its empirical investigation were given in

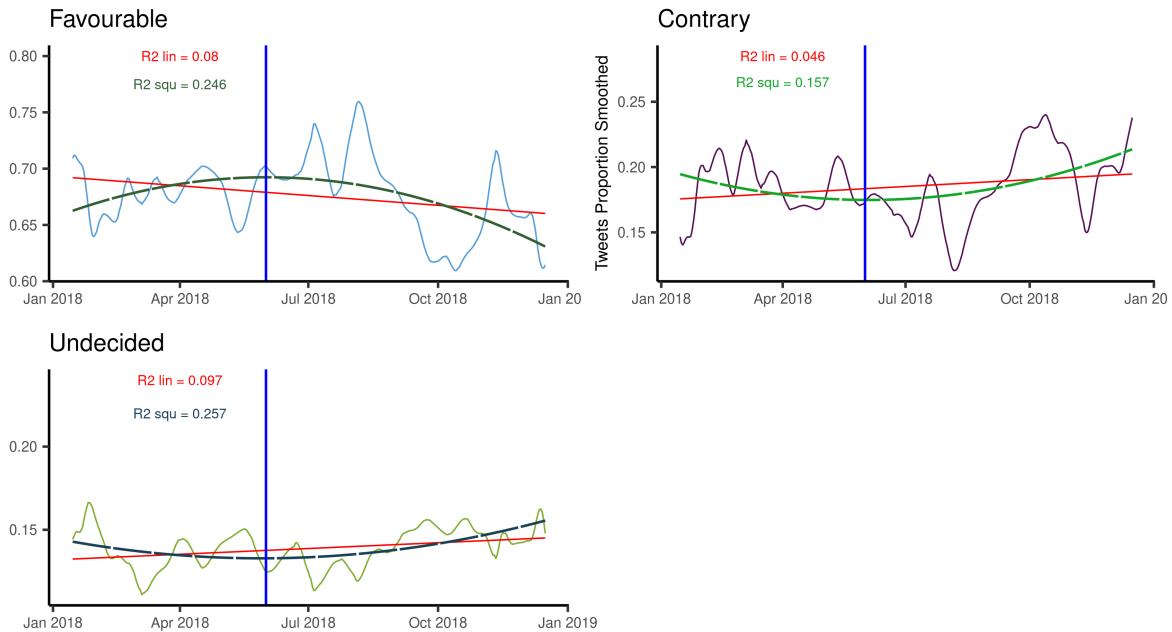


Figure 5: *Kernel smoothing of daily polarity proportion jointly with the corresponding linear and quadratic interpolations. Panels (a),(b),(c) report the favourable, contrary and undecided proportions, respectively*

an ad-hoc manner for the present analyses, due to the lack of literature support. From this viewpoint, the category of disorientation will deserve future inquiry in more focused studies, both conceptual and applied.

More in general, the intrinsic limitations of Twitter data (e.g., the maximum length of texts; use of slang, abbreviations, and irony; the tendency to overcome the maximum length by subdividing a single thread into multiple tweets) have largely been acknowledged in the OSM and the related social sciences and public health literature [24,59]. A further possible limitation lies in the fact that a small proportion of users is highly active and therefore responsible for a substantial proportion of tweets. This can introduce a bias towards the most active users.

From a broader perspective, it must be recalled that the spread of vaccine hesitancy pairs with the widespread diffusion of the so-called “Post Trust Society” [45] and of the “Post Truth Era” [46]. The present investigation can help public health policymakers better orient vaccine-related communication to mitigate the impact of vaccine hesitancy and refusal. This is, however, only a part of the story. Indeed, it is fundamental for public health systems to be able to develop real-time tools to identify fake news as well as tweets hostile to immunization - that might have the largest impact - and appropriately reply to them. This would require that public health communication agencies and institutions are also active in the real-time analysis of online media data, not just in the production of regular communication. On top of this, given the sensible role of the immunization topic, it is surely urgent to develop a

moral code preventing the use of such topics for purposes of political consensus and ensuring avoidance of contradictions and ambiguities amongst government members.

A number of previous points might be worth considering in future research, by comparing the language used by tweeters (regardless of their position towards vaccination) and the language of the tweets posted by public health institutions, which represent an important aspect in the communication with agents, particularly with respect to “undecided” individuals, in order to enhance their vaccine confidence. A further point deals with the frequency of fake news spreader users. In this work, we took users as they were, without further control over their profiles. However, this is a key issue deserving careful investigation in future work. Also, the quantitative importance of the followers, which could represent a vehicle for misinformation spreading, possibly distinguished by polarity, as well as that of highly active tweeters, as it emerged in this study, is worth considering in future work on the subject.

Authors Contributions

All authors attest they meet the ICMJE criteria for authorship.

Conceptualization: SA, VD, AM, PM, AD; Methodology: SA, AM, PM; Software SA, Formal analysis: SA, AM, PM; Writing: SA, AM, PM, AD.

Authors Contributions

We warmly thank two anonymous referees and an Editor of the Journal whose valuable comments allowed to greatly improve the quality of the manuscript. We also thank Emanuele Del Fava and Alessia Melegaro for their valuable comments on a previous draft of this work.

References

- [1] Kata A. A postmodern Pandora’s box: Anti-vaccination misinformation on the Internet. *Vaccine*. 2010;28(7):1709–16.
- [2] Kata A. Anti-vaccine activists, Web 2.0, and the postmodern paradigm - An overview of tactics and tropes used online by the anti-vaccination movement. *Vaccine* [Internet]. 2012;30(25):3778–89. Available from: <http://dx.doi.org/10.1016/j.vaccine.2011.11.112>
- [3] Bello-Orgaz G, Hernandez-Castro J, Camacho D. Detecting discussion communities on vaccination in Twitter. *Futur Gener Comput Syst*. 2017;66:125–36.
- [4] Bessi A, Coletto M, Davidescu GA, Scala A, Caldarelli G, Quattrociocchi W. Science vs conspiracy: Collective narratives in the age of misinformation. *PLoS One*. 2015;10(2):1–17.
- [5] Schmidt AL, Zollo F, Scala A, Betsch C, Quattrociocchi W. Polarization of the vaccination debate on Facebook. *Vaccine*. 2018;36(25):3606–12.
- [6] Zollo F, Novak PK, Del Vicario M, Bessi A, Mozetič I, Scala A, et al. Emotional dynamics in the age of misinformation. *PLoS One*. 2015;10(9):1–22.

- [7] Getman R, Helmi M, Roberts H, Yansane A, Cutler D, Seymour B. Vaccine Hesitancy and Online Information: The Influence of Digital Networks. *Heal Educ Behav*. 2018;45(4):599–606.
- [8] Giambi C, Fabiani M, D’Ancona F, Ferrara L, Fiacchini D, Gallo T, et al. Parental vaccine hesitancy in Italy – Results from a national survey. *Vaccine*. 2018;36(6):779–87.
- [9] Kang GJ, Ewing-Nelson SR, Mackey L, Schlitt JT, Marathe A, Abbas KM, et al. Semantic network analysis of vaccine sentiment in online social media. *Vaccine*. 2017;35(29):3621–38.
- [10] Stahl JP, Cohen R, Denis F, Gaudelus J, Martinot A, Lery T, et al. The impact of the web and social networks on vaccination. New challenges and opportunities offered to fight against vaccine hesitancy. *Med Mal Infect* [Internet]. 2016;46(3):117–22. Available from: <http://dx.doi.org/10.1016/j.medmal.2016.02.002>
- [11] Karafillakis E, Larson HJ. The benefit of the doubt or doubts over benefits? A systematic literature review of perceived risks of vaccines in European populations. *Vaccine* [Internet]. 2017;35(37):4840–50. Available from: <http://dx.doi.org/10.1016/j.vaccine.2017.07.061>
- [12] Becatti C, Caldarelli G, Lambiotte R, Saracco F. Extracting significant signal of news consumption from social networks: the case of Twitter in Italian political elections. *Palgrave Commun*. 2019;5(1):1–16.
- [13] Campanale M, Caldarola EG. Revealing political sentiment with Twitter: The case study of the 2016 Italian constitutional referendum. *Proc 2018 IEEE/ACM Int Conf Adv Soc Networks Anal Mining, ASONAM 2018*. 2018;861–8.
- [14] Ju A, Jeong SH, Chyi HI. Will Social Media Save Newspapers? *Journal Pract* [Internet]. 2014;8(1):1–17. Available from: <http://dx.doi.org/10.1080/17512786.2013.794022>
- [15] Gottfried J, Shearer E. News Use Across Social Media Platforms. 2016; Available from: http://assets.pewresearch.org/wp-content/uploads/sites/13/2016/05/PJ2016.05.26_social-media-and-news_FINAL-1.pdf
- [16] Pezzotti P, Bellino S, Prestinaci F, Iacchini S, Lucaroni F, Camoni L, et al. The impact of immunization programs on 10 vaccine preventable diseases in Italy: 1900–2015. *Vaccine* [Internet]. 2018;36(11):1435–43. Available from: <https://doi.org/10.1016/j.vaccine.2018.01.065>
- [17] Siani A. Measles outbreaks in Italy: A paradigm of the re-emergence of vaccine-preventable diseases in developed countries. *Prev Med (Baltimore)* [Internet]. 2019;121(September 2018):99–104. Available from: <https://doi.org/10.1016/j.ypmed.2019.02.011>
- [18] MacDonald NE, Eskola J, Liang X, Chaudhuri M, Dube E, Gellin B, et al. Vaccine hesitancy: Definition, scope and determinants. *Vaccine*. 2015;33(34):4161–4.

- [19] Bedford H, Attwell K, Danchin M, Marshall H, Corben P, Leask J. Vaccine hesitancy, refusal and access barriers: The need for clarity in terminology. *Vaccine*. 2018 Oct 22;36(44):6556–8.
- [20] MacDonald N, Dubé E, Butler R. Vaccine hesitancy terminology: A response to Bedford et al. *Vaccine* [Internet]. 2019;37(30):3947–8. Available from: <https://doi.org/10.1016/j.vaccine.2017.11.060>
- [21] Di Bella E, Leporatti L, Maggino F. Big Data and Social Indicators: Actual Trends and New Perspectives. *Soc Indic Res*. 2018;135(3):869–78.
- [22] Aquino F, Donzelli G, De Franco E, Privitera G, Lopalco PL, Carducci A. The web and public confidence in MMR vaccination in Italy. *Vaccine* [Internet]. 2017;35(35):4494–8. Available from: <http://dx.doi.org/10.1016/j.vaccine.2017.07.029>
- [23] Benelli E. The role of the media in steering public opinion on healthcare issues. *Health Policy (New York)*. 2003;63(2):179–86.
- [24] Salathé M, Khandelwal S. Assessing vaccination sentiments with online social media: Implications for infectious disease dynamics and control. *PLoS Comput Biol*. 2011;7(10).
- [25] Larson HJ, Smith DMD, Paterson P, Cumming M, Eckersberger E, Freifeld CC, et al. Measuring vaccine confidence: Analysis of data obtained by a media surveillance system used to analyse public concerns about vaccines. *Lancet Infect Dis* [Internet]. 2013;13(7):606–13. Available from: [http://dx.doi.org/10.1016/S1473-3099\(13\)70108-7](http://dx.doi.org/10.1016/S1473-3099(13)70108-7)
- [26] Plotkin S. History of vaccination. *Proc Natl Acad Sci U S A*. 2014;111(34):12283–7.
- [27] Wang Z, Bauch CT, Bhattacharyya S, d’Onofrio A, Manfredi P, Perc M, et al. Statistical physics of vaccination. *Phys Rep*. 2016;664:1–113.
- [28] Gualano MR, Bert F, Voglino G, Buttinelli E, D’Errico MM, De Waure C, et al. Attitudes towards compulsory vaccination in Italy: Results from the NAVIDAD multicentre study. *Vaccine*. 2018;36(23):3368–74.
- [29] Italian Ministry of Health (2017) Piano Nazionale Prevenzione Vaccinale (PNPV) 2017-2019.
- [30] Italian Ministry of Health (2017) The decree on vaccine-based prevention.
- [31] <https://www.who.int/emergencies/ten-threats-to-global-health-in-2019>.
- [32] <http://www.salute.gov.it/portale/documentazione/>
- [33] Istituto superiore di Sanità : Morbillo & Rosolia News Rapporto N 34/2017, N 37/2018, N 43/2018.
- [34] Tan PN, Steinbach M, Kumar V. *Introduction to Data Mining*. Addison Wesley, ISBN 0-321-32136-7; 2006.
- [35] Sebastiani F. *Machine Learning in Automated Text Categorization* [Internet]. [cited 2020 Jan 14]. Available from: www.ira.uka.de/bibliography/Ai/automated.text.

- [36] Salathé M, Bengtsson L, Bodnar TJ, Brewer DD, Brownstein JS, Buckee C, et al. Digital epidemiology. *PLoS Comput Biol*. 2012;8(7):1–5.
- [37] Pedregosa et al. Scikit-learn: Machine Learning in Python. *JMLR* 12, pp. 2825–2830, 2011.
- [38] Mazza A, Punzo A. DBKGrad: An R Package for Mortality Rates Graduation by Fixed and Adaptive Discrete Beta Kernel Techniques. 2012; Available from <http://arxiv.org/abs/1211.1184>
- [39] Salmon DA, Teret SP, MacIntyre CR, Salisbury D, Burgess MA, Halsey NA. Compulsory vaccination and conscientious or philosophical exemptions: Past, present, and future. *Lancet*. 2006 Feb 4;367(9508):436–42.
- [40] Love B, Himelboim I, Holton A, Stewart K. Twitter as a source of vaccination information: Content drivers and what they are saying. *Am J Infect Control*. 2013;41(6):568–70.
- [41] Colleoni E, Rozza A, Arvidsson A. Echo Chamber or Public Sphere? Predicting Political Orientation and Measuring Political Homophily in Twitter Using Big Data. *J Commun*. 2014;64(2):317–32.
- [42] Paul MJ, Dredze M, Broniatowski D. Twitter Improves Influenza Forecasting. *PLoS Curr*. 2014;1–12.
- [43] Ginsberg J, Mohebbi MH, Patel RS, Brammer L, Smolinski MS, Brilliant L. Detecting influenza epidemics using search engine query data. *Nature*. 2009 Feb 19;457(7232):1012–4.
- [44] Giannotti F, Pedreschi D, Pentland A, Lukowicz P, Kossmann D, Crowley J, et al. A planetary nervous system for social mining and collective awareness. *Eur Phys J Spec Top*. 2012;214(1):49–75.
- [45] Löfstedt RE. Risk management in post-trust societies. *Risk Manag Post-Trust Soc*. 2005;1–165.
- [46] Ralph Keyes. *The post-truth era. Dishonesty and deception in cotemporary life*. Macmillan 2004.
- [47] Howell L., *Digital wildfires in a hyperconnected world*. WEF Report 2013
- [48] Vicario M Del, Bessi A, Zollo F, Petroni F, Scala A, Caldarelli G, et al. The spreading of misinformation online. *Proc Natl Acad Sci U S A*. 2016;
- [49] Pang B, Lee L., *Opinion mining and sentiment analysis*. Foundations and Trends in Information Retrieval 2008 Vol.2.
- [50] Pang B, Lee L, Shivakumar Vaithyanathan. Thumbs up? Sentiment Classification using Machine Learning Techniques [Internet]. Proceedings of the Conference on Empirical Methods in Natural Language Processing (EMNLP). Philadelphia; 2002. Available from: <http://reviews.imdb.com/Reviews/>

- [51] Garimella, K., De Francisci Morales G., Gionis A., Mathioudakis M. (2017). The Effect of Collective Attention on Controversial Debates on Social Media.
- [52] Lachlan, K. A., Spence, P. R., Edwards, A., Reno, K. M., Edwards, C. (2014). If you are quick enough, i will think about it: Information speed and trust in public health organizations. *Computers in Human Behavior*, 33, 377–380.
- [53] Wang, J. (2008). AIDS denialism and “The humanisation of the African.” *Race & Class*, 49(3), 1–18.
- [54] <https://blogs.biomedcentral.com/bmcseriesblog/2019/10/23/strategies-to-counter-vaccine-misinformation-on-social-media/>
- [55] Zhang E. J., Chughtai A. A., Heywood A., and MacIntyre C. R., (2019) Influence of political and medical leaders on parental perception of vaccination: A cross-sectional survey in Australia. *BMJ Open*, vol. 9, no. 3, p. e025866.
- [56] Acemoğlu D., Como G., Fagnani F., Ozdaglar A. (2013). “Opinion fluctuations and disagreement in social networks. *Mathematics of Operations Research*, 38(1), 1–27.
- [57] Keller A. M., Taylor H. A., Brunyé T. T. (2020). Uncertainty promotes information-seeking actions, but what information? In *Cognitive Research: Principles and Implications* Vol. 5, Issue 1, pp. 1–17.
- [58] Shi G., Proutiere A., Johansson M., Baras J. S., Johansson K. H. (2016). The Evolution of beliefs over signed social networks. *Operations Research*, 64(3), 585–604.
- [59] Wardle C., Derakhshan H., (2017) Information Disorder Toward an interdisciplinary framework for research and policymaking, Council of Europe, <http://tverezo.info/wp-content/uploads/2017/11/PREMS-162317-GBR-2018-Report-desinformation-A4-BAT.pdf>.
- [60] Gokulakrishnan B., Priyanthan P., Ragavan T., Prasath N., Perera A. (2012). Opinion mining and sentiment analysis on a Twitter data stream. *International Conference on Advances in ICT for Emerging Regions, ICTer 2012 - Conference Proceedings*, 182–188.