

You, Me, and IoT: How Internet-Connected Home Devices Affect Interpersonal Relationships

NOAH APTHORPE, Princeton University, USA

PARDIS EMAMI-NAEINI, Carnegie Mellon University, USA

ARUNESH MATHUR, Princeton University, USA

MARSHINI CHETTY, University of Chicago, USA

NICK FEAMSTER, University of Chicago, USA

Internet-connected “smart home” IoT devices have rapidly increased in popularity; however, relatively little is known about how these technologies are affecting interpersonal relationships in multi-occupant households. In this study, we conduct 13 semi-structured interviews and survey 508 individuals from a variety of backgrounds to discover and categorize how home IoT devices have affected interpersonal relationships. We highlight several themes, providing large-scale data about the pervasiveness of interpersonal costs and benefits of home IoT devices. These results also inform follow-up studies and design priorities for future IoT technologies to amplify positive and reduce negative interpersonal effects.

CCS Concepts: • **Human-centered computing** → **Empirical studies in HCI**; *Ubiquitous and mobile devices*.

Additional Key Words and Phrases: Internet of things; smart home devices; interpersonal relationships; multi-occupant households

1 INTRODUCTION

Internet-connected consumer products—often called Internet of things (IoT) or “smart home” devices—have greatly increased in popularity over recent years. These devices are often designed to replace existing home appliances or to introduce new time- or effort-saving features into homes. Like the introduction of refrigerators, vacuum cleaners, and microwaves in previous decades, the growing adoption of home IoT devices can dramatically alter the day-to-day interactions between people and their living spaces. For example, recent reports have documented that IoT devices are disrupting household relationships in unexpected ways—from replacing a spouse as an attentive conversation partner [5] to being used by domestic abusers to exert control over others in their homes [2, 16].

In this study, we investigate how home IoT devices affect interpersonal relationships, including how they are improving household dynamics and how they are causing or exacerbating interpersonal conflicts. We also measure the pervasiveness of these effects across individuals from a wide variety of backgrounds. This study offers the first large-scale data about the interpersonal costs and benefits of home IoT technology. By uncovering and categorizing these outcomes, we can begin to provide recommendations for future designs and studies of home IoT devices to amplify positive and avoid negative relationship effects. Several of our findings corroborate or complicate those made by researchers studying other facets of the consumer IoT, highlighting interconnections between interpersonal relationships and other questions about new technologies. We hope that this work will form the basis for future in-depth and longitudinal investigation of the specific interpersonal benefits and conflicts we report.

We use both qualitative and quantitative approaches to study the effects of Internet-connected home devices on interpersonal relationships. We first conducted 13 semi-structured one-on-one

Authors’ addresses: Noah Apthorpe, Princeton University, Princeton, NJ, USA, apthorpe@cs.princeton.edu; Pardis Emami-Naeini, Carnegie Mellon University, Pittsburgh, PA, USA, pardis@cmu.edu; Arunesh Mathur, Princeton University, Princeton, NJ, USA, amathur@cs.princeton.edu; Marshini Chetty, University of Chicago, Chicago, IL, USA, marshini@uchicago.edu; Nick Feamster, University of Chicago, Chicago, IL, USA, feamster.edu.

interviews with individuals in the United States who live in multi-occupant households and own home IoT devices. The first seven participants were recruited without priming them that the interviews would be focused on interpersonal relationships. The remaining six participants were recruited specifically as having experienced tensions, conflicts, or disagreements caused by Internet-connected home devices. This research design allowed us to collect more accounts of interpersonal conflicts, which participants were often reticent to share if such conflicts were not specifically asked for in the recruiting materials. All participants owned a variety of home IoT devices, as well as combinations of smartphones, laptops, and personal computers. The interview questions focused on how home IoT devices have affected household relationships from a variety of perspectives, including spouse/partner/roommate dynamics, parenting decisions, and interactions with guests. Open-coding of interview transcripts revealed several recurring themes that deepen our understanding of interpersonal relationships in multi-user smart homes.

Based on our findings from these interviews, we surveyed 508 individuals living in multi-occupant households with home IoT devices to better understand the extent of interpersonal effects and identify additional themes across a larger sample size and wider variety of demographics. The combined interview and survey results indicate that home IoT devices often *benefit (B)* interpersonal relationships by the following mechanisms:

B1. Strengthening interpersonal connections through bonding over shared interests, gift giving, simplifying remote communication, and inspiring playfulness.

B2. Enabling empowerment and independence by helping individuals with special needs and reducing the sense of being a burden.

B3. Easing household management, resulting in increased free time to spend with household members and improved peace of mind.

The results also indicate that home IoT devices often cause interpersonal *conflict (C)* by the following mechanisms:

C1. Facilitating surveillance and causing mistrust due to potential or actual undesired monitoring and a lack of data collection transparency.

C2. Provoking differences in knowledge or preferences about the functionality, benefits, risks, and privacy/security of home IoT technologies.

C3. Causing tensions about device use, sharing, and technical issues that arise during day-to-day operation and proximity of the devices.

C4. Reducing face-to-face communications and decreasing quality time between family members and housemates.

These results are important, because qualitative research on how home IoT devices are affecting household relationships remains limited, and large-scale quantitative data about interpersonal effects of IoT adoption is otherwise non-existent in the HCI literature. The most closely related studies, conducted in 2019 [14, 33], investigated multi-user interactions and shared control of IoT devices in smart homes. One study focused on power dynamics in a small set of homes based on who has control of the devices. The subsequent study considered interpersonal dynamics in the context of access control in smart homes, basing design decisions on feedback from small focus groups. Other home IoT user studies have focused on different research questions, including purchasing decisions [12], privacy concerns regarding entities external to the home (manufacturers, governments, etc.) [34], privacy expectations of devices themselves [1, 24], and how friends and experts influence IoT data collection consent [11].

Our work complements this previous work, studying the effects of smart home IoT devices on a broader range of interpersonal dynamics across a larger demographic, sample size, and variety of devices. By casting a wide net, we are able to broadly identify benefits and conflicts across the home context independent of specific device models and living situations. This is a required first

step to understanding the scope of benefits and conflicts encountered by real-world IoT device owners before conducting future work on device-specific differences.

Whereas past work focused mostly on risks surrounding control dynamics, our study finds that in some cases home IoT devices benefited interpersonal relationships. In other cases, we found that home IoT devices exacerbated or amplified existing conflicts and tensions; previous work did not explore this possibility. We also observe similar tensions surrounding power dynamics and explore multiple facets of those tensions, including conflicts around account access and control and surprises about the behavior of a device.

This paper makes the following contributions:

- Discovers and categorizes common effects of home IoT devices on interpersonal relationships through interviews and open-ended survey responses.
- Provides large-scale survey data indicating the pervasiveness of interpersonal conflicts and benefits across multi-occupant U.S. households.
- Discusses possible future directions for studies of the home IoT to increase positive and decrease negative effects on interpersonal relationships.

Ultimately, the design of home IoT devices must be cognizant of the potential conflicts and downsides of interpersonal dynamics, while also recognizing that these devices, when designed well, can actually *improve* interpersonal relationships.

2 RELATED WORK

Most research to date has only tangentially examined how IoT devices affect interpersonal relationships, often in light of related research topics, such as multi-user content sharing or privacy concerns. Our project complements and extends this literature by specifically focusing on participants' household tensions, conflicts, or disagreements involving home IoT devices. We also quantify these conflicts and disagreements in a survey of 508 users.

2.1 Benefits of Home IoT

Previous research about the benefits of Internet-connected home products has focused predominantly on functionality without noting whether and how these benefits have affected interpersonal relationships.

2.1.1 Convenience. Coskun et al. [7] found that improved comfort and performance through automation incentivized the incorporation of smart appliances into households. Zheng et al. [34] also found that home IoT early adopters cited convenience as a primary reason for using home IoT devices, a factor that outweighed concerns about privacy vis-a-vis device manufacturers, governments, and other entities external to the home. However, they did not investigate whether this convenience specifically improved household relationships; our work finds that the conveniences that home IoT devices afford have a direct effect on improving interpersonal relationships.

2.1.2 Curiosity & Routines. Lazar et al. [18] found that interview participants chose to use smart devices because “the devices satisfied curiosity and held hope for potential benefit to them,” or because the devices had been incorporated into the participants' routines. Our work also indicates that curiosity about home IoT devices is a primary reason for adoption; we also find that curiosity can improve interpersonal relationships by inspiring playful behavior and facilitating bonding over shared interests. Additionally, we find that home IoT devices can increase quality free time with other household members by simplifying routine tasks.

2.1.3 Connection with Friends and Family. Emami-Naeini et al. [12] found that prospective buyers of home IoT devices often turned to friends and family for word-of-mouth recommendations and

advice. Woo and Lim [31] conducted an observational study in DIY smart homes and found that home automation could provide emotional comfort from happy reminders of the person who set up the automation. Takayama, et al. [27] found that home automation systems can support family communication, connection to loved ones, and positive household monitoring (e.g. observing a family pet when away from home).

2.2 Conflict Involving Home IoT

Additional research has examined how smart devices cause conflicts, typically regarding specific use cases or topics of contention (e.g. privacy).

2.2.1 Power Imbalance and Technical Expertise. Geeng and Roesner studied shared control of home IoT devices in different living situations [14] and found that multi-user tensions can be categorized by when they occur, namely during “(1) device selection and installation, (2) regular device usage, (3) when things go wrong, and (4) over the long-term.” They also provide examples of tensions arising in specific partnership, roommate, and parent/child relationships and note that many of these tensions are caused by differences in “power, agency, technical skill, and technical interest.” Some studies have also found that Internet-connected products may amplify domestic disputes and abuse [2, 13, 16]. Our work is consistent with these findings—we find similar concerns over surveillance, for example—and adds further color to past work by exploring the prevalence of these concerns. More generally, we focus on a broader set of interpersonal relationships beyond control and power dynamics. We also provide new examples of interpersonal conflicts involving home IoT devices and quantitative data indicating the pervasiveness of these and other causes of tensions.

2.2.2 Incompatible Incentives. Zeng and Roesner [33] conducted an interview study and design exploration to understand how users navigate security and privacy issues in multi-occupant smart homes. They found that users wanted access controls in place for configuration changes, parental controls, and devices in private rooms—all indicating situations in which different household members may have differing incentives that could lead to conflict. They also note the importance of social norms, trust, respect, lack of concern, and a desire for convenience as inhibitors of access control use—factors that we find also provide interpersonal benefits in homes with IoT devices.

2.2.3 Differences in Knowledge and Expectations. In 2018, Malkin et al. [20] found that there was a great deal of uncertainty and assumptions about smart TV data collection practices among surveyed users. In 2017, Zeng et al.’s [32] interviews found that differences in security/privacy mental threat models, differences in access and control of home IoT devices, and surveillance all led to disagreements or concerns in multi-user smart homes. In 2014, Ur et al. [28] interviewed parents and children about their opinions of home-entryway surveillance and observed a disconnect between parents’ and children’s surveillance preferences, which could potentially causes conflict between them. In 2012, Mennicken and Huang [22] observed variations in roles, including “home technology drivers,” “home technology responsables,” and “passive users.” Users in these categories had qualitatively different knowledge of and experience with home technologies.

Our participants also had a range of knowledge and preferences regarding home IoT device behavior, complicating the categories of Mennicken and Huang [22] by demonstrating the diversity of household relationships and roles. This provides interpersonal relationship context to Brush et al.’s 2011 results on UI and access control from DIY smart homes [4] and shows that some of these issues continue in current mass-market IoT products. We additionally found that these imbalances in knowledge can contribute to interpersonal conflict when different household members made different assumptions or had differing opinions about the devices in their home. We found this was particularly common regarding different mental models of privacy risk. Our large-scale survey

	Gender	Age	Income	Education	Others in Household	Home IoT Devices
P1	M	24	<\$20k	College	3 roommates	6 security cameras, smart TV, smart watch
P2	F	42	>\$100k	College	Domestic partner	Amazon Echo
P3	M	22	<\$20k	High School	Domestic partner	Amazon Fire TV, Apple Watch, gaming consoles
P4	F	41	\$50-75k	College	Spouse and 2 children	Amazon Echo, Amazon Echo Dot, Google Home, FitBit, Apple Watch, Sonos
P5	M	50	>\$100k	High School	Domestic partner	Amazon Echo
P6	F	22	\$50-75k	Prof. Deg.	2 roommates	Google Home
P7	M	58	>\$100k	Assoc. Deg.	Spouse	Amazon Echo, TVs, Amazon Fire Stick, refrigerator, washer, dryer, doorbell
P8	F	53	\$50-75k	Prof. Deg.	Son	Amazon Echo, security cameras, smart TV
P9	F	21	<\$20k	College	2 Roommates	Roku TV, Fitbit
P10	F	21	>\$100k	High School	Domestic partner	Google Home, August Smart Lock
P11	F	30	>\$100k	Prof. Deg.	Domestic partner	Amazon Echo, Amazon Show, smart TV
P12	M	36	>\$100k	College	Spouse and 3 children	Amazon Echo, Roku, wireless doorbell
P13	F	34	\$50-75k	College	Spouse and infant	Amazon Echo Dot, iRobot Roomba, smart TV, smart plugs

Table 1. Demographics, household sizes, and home IoT devices owned by our 13 interviewees (P1–P7 first round, P8–P13 second round).

suggests that the imbalance of IoT knowledge and differences in preferences is pervasive, indicating the importance of education and functionality consistency to reducing interpersonal conflict.

3 INTERVIEW METHOD

We conducted 13 semi-structured interviews over two rounds to understand how home IoT devices are affecting interpersonal relationships in multi-occupant households. The first round of participants were recruited without priming our interest in interpersonal relationships. These interviews indicated how IoT devices positively and negatively integrate into households and resulted in many of our benefit themes.

Several first-round participants did not mention interpersonal conflicts until prompted and seemed flustered when asked about relationship conflicts unprimed. We therefore conducted a second round of interviews with the recruiting materials specifically asking for participants who had experienced conflicts with others in their households involving home IoT devices. These interviews resulted in much more productive conflict-focused discussions which resulted in many of our conflict themes.

3.1 Recruitment

We recruited participants through Craigslist in the Central New Jersey and Pittsburgh, Pennsylvania regions containing the authors’ universities. We also used snowball recruiting, asking interviewees to recruit their friends, family, and acquaintances. The Craigslist advertisements stated that “researchers at Princeton and Carnegie Mellon Universities want to better understand your interactions with smart (Internet-connected) devices” and “researchers at Princeton and Carnegie Mellon Universities want to better understand how smart (Internet-connected) home devices and appliances can cause disagreements, tension, or conflict in interpersonal relationships between people living in the same household” for the first and second rounds respectively. Both advertisements specified that participants must be at least 18 years of age and live in a home or apartment with at least one other person and at least one smart device.

The advertisements invited individuals to complete a short screening survey. The screening survey asked respondents to list the number and relationships of people living in their household, the number and types of IoT devices in their household, and how they acquired these IoT devices. It also included a series of demographics questions, including age, gender, income, education, occupation, and technology background. For the second round interviews, the survey also included an open-ended question: “Please describe any disagreements, tensions, or conflicts you have had with others in your home involving any of your smart home devices or appliances.”

The interview study was reviewed and approved by our universities' Institutional Review Boards (IRB). All participants provided their informed consent to participate in the screening survey and interviews, to have their voice recorded, and to have the recordings transcribed by a third-party company. We anonymized the transcriptions prior to coding.

3.2 Interview Procedure

All interviews were conducted remotely in a one-on-one basis by the first author and were semi-structured in nature. The interviews focused on participants' relationships as appropriate (e.g., interviewees without children were not asked about children's interactions with their devices). All interviews lasted between 15–30 mins.

The script for the first-round interviews included questions about the following topics: household occupants & devices, device purchasing, setup & account management, device use by home occupants, opinion of device, impact on household relationships, surveillance & in-home monitoring, and device use by children.

The second-round interviews were intentionally less structured, as the interviewer already had some details about interpersonal conflicts experienced by the participant from the screening survey. The interviewer asked the participant to expand on each reported conflict, ensuring that the following questions were answered: Is the conflict ongoing or resolved? What specific devices are involved in this conflict? What household members are involved in the conflict? What circumstances led to the conflict? Did the device contribute to existing conflict or create new conflict? Have you taken any steps to mitigate the conflict?

3.3 Participants

We used the responses from this screening survey to assemble a diverse set of qualifying participants. We recruited 13 participants across both rounds and compensated each with a \$25 Amazon gift card for completing the interview.

Our participants had a range of demographic backgrounds, living situations, and IoT devices (Table 1). There were 5 male and 8 female participants ranging from 22 to 58 years old. Our participants lived with roommates, spouses, significant others, and children. They owned many popular home IoT devices, including voice assistants, smart TVs, smart locks, WiFi appliances, and others.

3.4 Data Analysis

We transcribed interview audio recordings using NVivo's automated transcription service [25]. We then manually reviewed the transcriptions, making corrections as necessary to ensure accuracy.

We then performed open coding on the transcriptions to identify recurring themes. Two authors independently arrived at a set of codes and then consolidated their codes into a codebook, organized thematically.

4 SURVEY METHOD

We next conducted a large-scale survey to measure the pervasiveness of the themes found in the interview data analysis and discover additional relationship effects of home IoT devices across a wider variety of demographics.

The survey study was reviewed and approved by our universities' Institutional Review Boards (IRB). All participants provided their informed consent to participate in the survey.

4.1 Survey Design

The survey contained five sections:

4.1.1 Consent Form & Home Context. The survey began with a consent form. Respondents were then asked to indicate the types of home IoT devices in their household, the number of the people in their household, and the relationships of these people to the respondent (e.g., “spouse” or “parent”). Any respondents who did not agree to the consent form, had no home IoT devices, or lived alone were not allowed to continue the survey and were not included in the results analysis. Given that the definition of “home IoT” devices is generally inconsistent across the literature, we chose to use the list of “Internet enabled products” in the custom prescreening options of the survey deployment platform (Section 4.2). These included all devices listed in Table 2 as well as several less common home IoT devices.¹ This facilitated survey deployment (Section 4.2) and provided a broad view of home IoT devices as intended.

4.1.2 Interpersonal Relationship Questions. The next section of the survey asked respondents whether “Internet-connected products have caused any disagreements (major or minor) between people in your household?” If yes, they were asked to describe the conflict in an open-ended text-response question and then indicate in multiple choice questions what device(s) had been involved in the conflict, who in the household had been involved in the conflict, and what steps (if any) they had taken to mitigate the conflict. If no, they were asked to describe whether they “have had any other negative experiences with Internet-connected products.”

This structure was then repeated for home IoT benefits, first asking respondents whether “Internet-connected products have improved your relationships with others in your household?” If yes, they were asked to describe this improvement in an open-ended text-response and then indicate in multiple choice questions the device(s) and people involved in the improved relationship. If no, they were asked to describe whether they “have had any other positive experiences with Internet-connected products.”

4.1.3 Likert-scale Home IoT Questions. The next section of the survey contained a matrix of Likert-scale multiple choice questions with the prompt “How much do you agree with the following statements about home technology?” and five answer choices: “Strongly agree,” “Somewhat agree,” “Neither agree nor disagree,” “Somewhat disagree,” and “Strongly disagree.”

The statements were generated from recurring themes in the interviews in order to measure their pervasiveness across a larger sample size. Examples include “The people in my household generally agree about whether we should buy new technology for our home” and “I am concerned that home technology allows others in my household to monitor my behavior.” We used the interview respondents’ own wording about benefits and conflicts (e.g., “disagreed,” and “tensions”) when creating these survey questions to facilitate interpretability. These questions were not intended to be of balanced valence between positive and negative effects and should not be interpreted as such. The full list of statements with responses are in Figure 2, Figure 3, and Figure 4. The matrix also included an attention check question asking participants to select “Somewhat disagree.”

4.1.4 Demographics. The survey concluded with a series of standard demographics questions, including age, gender, education, annual household income, and primary language spoken at home.

4.2 Survey Deployment & Respondent Overview

We tested the length and clarity of the survey by performing seven 10-minute “cognitive interviews” on UserBob [29], a usability testing platform that recruits crowdworkers at a rate of \$1/minute to interact with a website while recording their screen and providing audio feedback. We asked the workers to “go through the survey, pretending you are a participant and letting us know whether

¹Smart doorlock/doorbell, Baby camera/monitor, Smart water sprinkler/irrigation controller, Smart health monitor, Smart smoke monitors and alarms, Smart kitchen appliances, Smart bluetooth trackers.

Demographic	Sample	Demographic	Sample	Demographic	Sample
Gender		Individual Annual Income		Household Members	
Female	53%	<\$20,000	9%	Spouse	48%
Male	46%	\$20,000–\$34,999	13%	Child	36%
Other	2%	\$35,000–\$49,999	17%	Parent	24%
		\$50,000–\$74,999	20%	Partner	16%
Age		\$75,000–\$99,999	18%	Other relative	15%
18–24	19%	>\$100,000	20%	Housemate or roommate	9%
25–34	42%	Prefer not to disclose	3%	Other non-relative	2%
35–44	21%				
45–54	11%	Household Size		Home IoT Devices	
55–64	6%	2 people	39%	Games console	75%
65–74	1%	3 people	24%	Smart TV	64%
75+	<1%	4 people	23%	Video streaming product	60%
		5 people	8%	Home assistants/smart hub	43%
Education		6+ people	6%	Activity tracker	33%
No high school	1%			Smart watch	21%
High school	34%	Language at Home		Connected lights	14%
Associates	11%	Only English	86%	Smart security camera	13%
College	39%	Other language	13%	Smart thermostat	13%
Prof. deg.	14%			Smart plugs	11%
Prefer not to disclose	1%			Other devices	<10%

Table 2. Self-reported demographics, living situations, and home IoT devices of survey respondents.

the survey makes sense.” We adjusted the survey based on their feedback, including reducing the number of questions per page and adding bold font to highlight the Likert-scale questions. The UserBob responses were not included in the final results.

We recruited 536 respondents through Prolific [26]. We chose Prolific because it allowed us to pre-screen for respondents with multi-occupant households and reported ownership of Internet-connected products. This prevented the need for a separate screening survey as would have been necessary on Amazon Mechanical Turk. All respondents were paid \$1.10 for completing the survey, resulting in an average compensation of \$13.20/hour across all respondents.

The survey respondents had a variety of demographic backgrounds, living situations, and home IoT devices (Table 2). The respondents were 53% female; 82% younger than 45; 53% with college degree or higher, 39% with individual annual incomes <\$50,000/year; and 61% living in households with more than 2 individuals.

4.3 Response Analysis

We started with 536 survey responses. We removed 16 responses that failed the attention check question and 12 responses from those who took less than 2 minutes to complete the survey. This resulted in 508 responses for analysis.

We performed open coding on the open-ended responses. Two authors independently coded these questions, consolidated their codes into a single codebook containing codes from both the interviews and surveys (Appendix), then re-coded the questions, achieving an intercoder reliability score >0.76 (Kupper-Hafner [17]) on all the questions for a sample of 100 participants. We used the final codebook to identify the interpersonal conflicts and benefits of home IoT devices discussed in the Introduction and Results sections.

We follow the qualitative terminology used by Emami-Naeini et al. [12] to report the findings of the interviews as well as the open-ended survey questions (Figure 1). The purpose of using a qualitative terminology to report qualitative result is to give readers a better sense of the frequency of themes; however the population size should be considered when interpreting the results to prevent overgeneralization. We refer to interview participants as PI# and survey respondents as PS#.

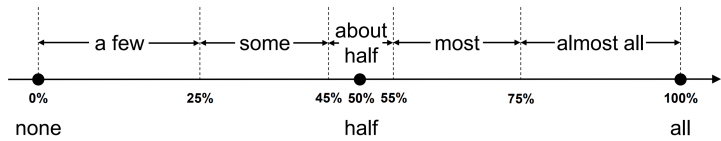


Fig. 1. Qualitative terminology used to report findings of interviews and open-ended survey questions. Figure from [12].

We analyzed the multiple choice questions to determine the pervasiveness of these themes, grouping and plotting the responses (Figures 2–5).

We finally compared the relative prevalence of interpersonal benefits versus conflicts by applying the Chi-squared test to the responses to the questions “Have Internet-connected products caused any disagreements (major or minor) between people in your household?” and “Have Internet-connected products improved your relationships with others in your household?”

5 LIMITATIONS

Our study had a number of limitations, mostly due to the qualitative nature of the interviews as well as the potentially sensitive topic of the research.

5.1 Participant Representativeness

We started our study by conducting one-on-one semi-structured interviews with each participant. At the end of each interview, we asked our participants whether they would be comfortable asking another household member to participate in our study. However, only one participant invited another household member to our study, indicating that the topic of the interview could have been sensitive to participants, making them uncomfortable to have others also talk about interpersonal relationships in their household. Not having all the sides of the story by not interviewing all household members could pose a limitation to our findings.

While this is the largest user study on how home IoT devices affect interpersonal relationships, the self-reported demographics of our interview and survey participants indicate that, while diverse, they were still non-representative in ways that may bias the results. For example, our participants were skewed toward a younger demographic. We chose not to compare our findings across age groups to avoid conflating factors, as our participants often lived households with older or younger members. However, a 2017 survey observed that 46% of smart home device owners were 26-35 years old [19], similar to the age range of our participants.

5.2 Participant Openness

Some interview participants may not have felt comfortable sharing details of their interpersonal relationships with researchers. To mitigate this impact and to have a more open study setting for participants, we conducted a follow-up large-scale survey study and captured the most common perceived benefits and harms to household interpersonal relationships.

Another potential limiting factor to participant openness could be participants getting used to their smart devices over time and not being able to surface their impact on their lives. This effect would likely be more common in participants who have had their smart devices for many years. This potential normalization of participants’ attitudes toward their smart devices may have led to fewer identified benefits and harms to interpersonal relationships. However, it also emphasizes the

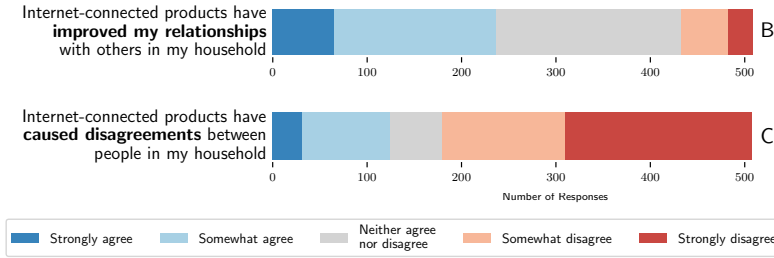


Fig. 2. Survey responses indicating the prevalence of interpersonal benefits (B) and interpersonal conflicts (C) from IoT products.

importance of this research, suggesting that the impact of smart devices on household relationships may be of even broader scope than we report.

6 RESULTS

In this section, we present the results of our study. We identify themes that indicate the richness of interpersonal benefits (B1–B3) and conflicts (C1–C4) involving home IoT devices. We provide quantitative and qualitative data to support the large-scale pervasiveness and personal influence of these themes and their importance to home IoT adoption, design, and research. We finally discuss conflict mediation and other ways that users are adapting their lives with home IoT products.

6.1 Interpersonal Benefits vs. Conflicts

Previous research reporting interpersonal effects of home IoT technologies has mostly focused on harms, concerns, and misuse. In contrast, 250 survey respondents (49%) reported that home IoT devices have improved their relationships with others in their household, compared to only 118 (23%) who reported that home IoT devices have caused disagreements in their household. This difference is significant ($p \ll 0.01$),² and corroborates the higher rate of “strongly agree” and “somewhat agree” responses to the corresponding Likert-scale questions about relationship improvements versus disagreements (Figure 2). The benefits our participants report range from the well-studied, such as simplifying everyday tasks [34], to the less-understood, such as helping support a household member with special needs (Figure 3).

Some of the interpersonal conflicts, though rare, are serious, including the use of devices to surveil household members without their knowledge: 9% (46/508) of survey respondents report active disagreements with others in their household about surveillance and 15% (78/508) agree that they have used Internet-connected products to monitor someone else’s behavior (Figure 4).

6.2 B1. Strengthening Interpersonal Connections

Most participants who reported having positive experiences with their home IoT devices also talked about the positive impact of these devices on their relationships with other household members. More than 50% (266/508) of survey respondents also agreed that Internet-connected products made it easier to interact with others in their household (Figure 3). Our participants mentioned several different ways that their devices enhanced their interpersonal connections, as follows.

²We use the Chi-squared test to reject the *null* hypothesis that the frequency of “yes” and “no” responses to these questions come from the same distribution.

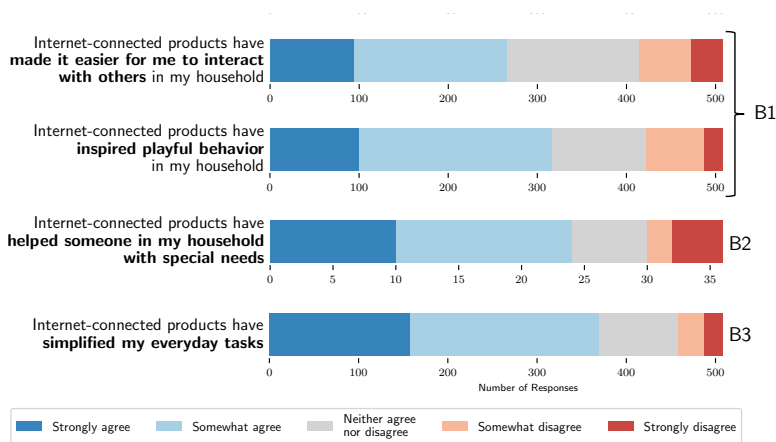


Fig. 3. Survey responses indicating the prevalence of interpersonal benefits from IoT products related to themes B1, B2, and B3. Note the difference in scale for the third question, which was only asked of respondents who reported having special needs individuals in their households.

6.2.1 Bonding Over Shared Interests. Most of our interview and survey participants mentioned how smart devices caused family members to bond over shared interests such as music, movies, games, or topics of conversation. For instance, PS97 talked about how smart devices improved household relationships:

Playing games together and streaming movies helps my relationship with my partner. It gives us bonding time.

Monitoring health and staying fit together was another catalyst for bonding. According to PS90,

Fitbits have benefited my family because they are able to track their fitness and that encourages them to go on runs or walks together.

6.2.2 Simplifying Remote Communication. Some of our participants talked about how their smart devices helped them keep in touch with their remote family members over text or call. PS381 talked about their positive experience:

I am better able to stay “connected” to my adult children and to my disabled husband when I am at work.

Our participants reported sharing content with other family members as another positive aspect of having smart devices. PS438 talked about a positive experience of having a smart speaker:

Smart devices made it easier to share music with my siblings, like smart speakers for example, instead of having to pass someone’s phone or rely on one person connected, we can just tell it to play a song and boom.

These findings comport with past research, which has shown an impact on the communications and dynamics between household members by conveying their messages with changing color light bulbs [23].

6.2.3 Gift Giving. When asked to report on the positive impact of smart devices on interpersonal relationships, a few participants reported that their relationships with their parents were improved as a result of giving a smart device to their parents as a gift. PI5 describes giving a smart voice assistant to his mother:

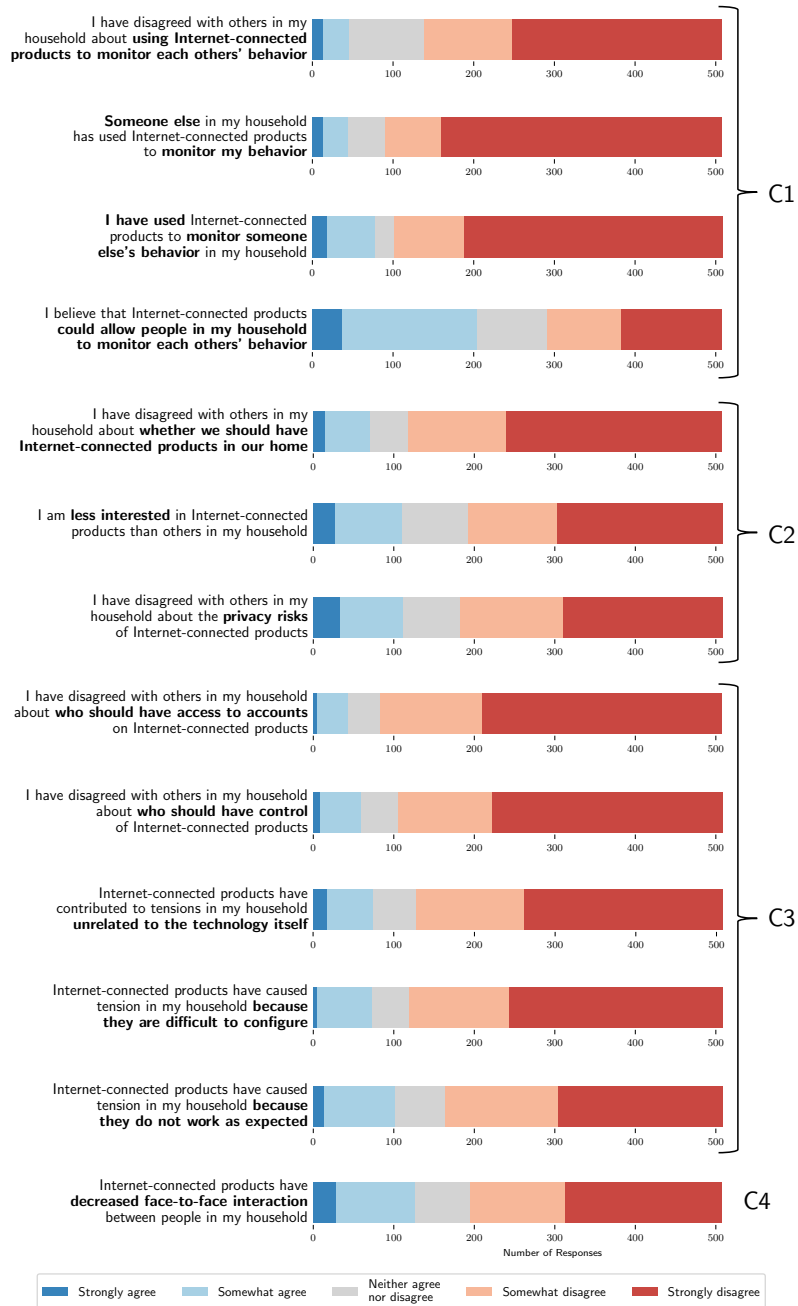


Fig. 4. Survey responses indicating the prevalence of interpersonal conflicts involving IoT products related to themes C1–C4. The questions are sorted within each theme by the number of “agree” responses.

My mother was sick...and before she passed away, it was tougher and tougher for her to use the phone...So what I did was I got an Alexa and I installed it in the house, and

then I could just call her and rather than her having to figure out how to answer the phone, she could just hear my voice in the ether.

6.2.4 Inspiring Playfulness. A few of our participants noted that their home IoT devices, particularly voice assistants, inspired inquisitive and playful behavior among members of their household. This playfulness was often expressed as asking non-serious questions to the voice assistant to entertain others in the household. For example, PI7 said that their Echo Dot,

Lets us sit around and laugh at the different answers...almost like playing a game.

Similarly, PI2 said,

The main joy that I get from Alexa is overhearing my boyfriend ask her ridiculous things just to see like if she'll respond, how she'll respond.

Playfulness is a prevalent factor in positive interpersonal impacts of home IoT devices: 62% (317/508) of survey respondents said that their Internet-connected products have inspired playful behavior in their household (Figure 3).

6.3 B2. Enabling Empowerment and Independence

Some of our interview and survey participants mentioned how home IoT devices empowered them and made them more independent, as well as how this empowerment improved relationships with family members.

6.3.1 Promoting Independence. Most of our participants reported that their home IoT devices helped family members seek information and enhance their knowledge without relying on other household members. As PS129 reported,

My wife can now just ask the Google Home for the weather instead of assuming I know what the weather is.

For some of our participants, home IoT devices assisted family members with special needs when looking for information on their own. For instance, PI4 described this benefit:

My youngest son is actually autistic, but he's very inquisitive in nature and asks me the most intelligent but random questions that we can never really answer. So it's always like "Go ask Alexa"...It's almost like having a teacher or an encyclopedia like right on hand at all times and for his way of living that's just really helpful for him.

The potential benefits of home IoT devices for households with special needs individuals was further corroborated by the multiple-choice survey responses. 66% of the 36 survey respondents who reported an individual with special needs in their household also agreed that their Internet-connected products had helped that individual (Figure 3).

6.3.2 Avoiding Interactions and Staying Busy. A few participants noted the positive impact of reduced personal interactions caused by smart devices on people's interpersonal relationships. For example, PS255 said,

My son uses the gaming systems and it keeps him focused and interested and keeps him from focusing on others and having arguments.

This corroborates earlier findings by Davidoff et al. [8] that some families saw "busyness" as a moral good that could be supported by home automation.

6.4 B3. Easing Household Tasks

Related work has found that people would like their household chores to be automated, as they perceived them to be unwanted tasks [7, 10]. Similar to this related work, most of our participants

talked about how their home IoT devices provided them with convenience in their routine tasks and helped them achieve more efficient time management in the household. This was especially predominant in the survey responses: 73% (370/508) of respondents agreed that their Internet-connected products had simplified their everyday tasks (Figure 3). Convenience is a well-studied individual benefit of home IoT [34]; our results extend these previous findings, indicating additional interpersonal benefits, as outlined below.

6.4.1 Increasing Free Time with Household Members. Most of the participants who reported convenience as one of the benefits of home IoT devices also reported that this convenience freed them from doing some chores and allowed them to have more time to spend with their family members. When asked about the positive experiences of having these devices, PS182 mentioned that their smart device

Has freed us up to be able to spend more time catching up with each other.

6.4.2 Improving Peace of Mind. Some of our participants reported that the convenience of having home IoT devices provided them with peace of mind and eased specific worries. As PS379 mentioned,

Having baby monitors and a smart lock really helps ease our worries, and as worries disappear, there is more room for good feelings.

Peace of mind was also a commonly cited benefit among participants who reported having smart security systems, such as smart security cameras or smart door locks. PS8 talked about their feeling of safety and peace of mind due to their smart security cameras:

The smart security cameras provide us with peace of mind and we feel safe to go out and do things together knowing the house is being watched over.

6.5 C1. Facilitating Undesired Monitoring

Some of our participants reported how they or other household members felt they were being monitored through their home IoT devices and how that impacted their interpersonal relationships. Devices our participants associated with monitoring were all audio- or video-enabled, including smart security cameras, door bells/locks, and voice assistants. PS433 talked about how one of their housemates became upset by having a Google Home in the house:

My housemate was very upset when we brought the Google Home in. He is concerned with spying. We appeased him by turning off the microphone, but he has since read that this is not effective.

As another example, PI1 reported the potential for surveillance of household members without their knowledge:

I was really shocked. I didn't know [the smart security camera] was working. I thought it was just put in as a design, you know, to threaten someone who's come [to rob the house]. But then when I found out it was tracking everything, I was really concerned.

Conflicts over the feeling of being monitored were also common among parents and children. As PI8 mentioned,

[We have] about six security cameras set up in main areas mostly for security. But as my son has turned into a teenager, he thinks it's an invasion of privacy. So that's always an ongoing conflict even though that's not the intent of it. That's what he thinks.

PI10 also reported conflicts between parents and children over home IoT monitoring, but from the opposite perspective:

My brothers had a party and it was really loud. So nobody heard that people had been ringing the doorbell. And my boyfriend actually was the first one to ring the

doorbell for some reason. And you know when you ring the doorbell there's like a video recording, so my parents got a nice snapshot of my boyfriend bringing in like 10 pizzas into the house.

Concerns and instances of household surveillance using IoT devices were unfortunately common in the survey responses as well. 40% (204/508) of respondents believed that Internet-connected products could allow people in their household to monitor each others' behavior and 9% (46/508) reported disagreements about the use of these products for monitoring. A further 15% (78/508) agreed that they had actually used these products to monitor others' behaviors and 9% (45/508) agreed that someone else in their household had used these products to monitor their own behavior (Figure 4).

Other researchers have also found that being monitored in the household is often perceived as a risk of home IoT devices [30], which could also lead to domestic abuse [3]. Our work explores the potential prevalence of these problems. Given the increasing popularity of home IoT products, these percentages mean that many households are likely facing new interpersonal conflict concerning actual or potential surveillance enabled by these devices.

6.6 C2. Provoking Differences in Knowledge or Preferences about Home IoT Technologies

We found that a common cause of conflict between household members over their smart devices resulted from the different knowledge, opinions, and preferences about these devices between by household members. Related work has showed the potential effects of these differences between household members on the resulting power dynamics [4, 9, 21, 22, 33]; the rest of this section offers more specifics on this general theme and reports on the prevalence of these types of conflicts.

6.6.1 Differing Interest in Home IoT Technology. A few of our participants had discussions among family members stemming from different levels of interest and perceived necessity of home IoT technology. PS481 talked about disagreements over a smart TV:

My family and I have always had minor disagreements over our smart TV. My mother doesn't really like the features the TV has and complains about technology in general, saying it's over complicated.

Similarly, 22% (110/508) of survey respondents said that they were simply less interested in these products than others in their household (Figure 4).

6.6.2 Differing Opinions about Benefits and Costs. Our interviews and survey also showed that not all household members shared the same attitudes about the costs and benefits of their smart devices, and this disagreement often caused conflicts among them. PS208 described such a conflict:

My parents often argue about the cost of all these internet-connected devices and if we really need them or not.

Overall, 14% (71/508) of survey respondents reported disagreements between household members about whether they should have Internet-connected products in their homes.

6.6.3 Differing Concerns about Privacy and Security. Our participants also had differing understandings and opinions of the privacy policies and security mechanisms of smart devices; some reported that different privacy and security attitudes caused conflicts in their household. For instance, PS159 talked about their disagreements over the privacy of their Amazon Echo Dot:

My partner and I had a disagreement over bringing in an Echo Dot into our household for privacy reasons. I understood where he was coming from, but I thought the convenience outweighed the possible concerns for privacy, as it is in a room we don't use very often.

Similarly PI2 said,

Beforehand I was like 'are you insane...like is this 1984...we don't need this,' but he, like I said, he's a tech guy. He's an early adopter. He likes to play with whatever the newest thing is.

Overall, 22% (112/508) of survey respondents disagreed with others in their household about the privacy risks of Internet-connected products (Figure 4).

6.7 C3. Causing Tensions about Device Use, Sharing, and Technical Issues

About half of the participants who reported having conflicts because of their smart devices attributed this conflict to how these devices were being used and shared in the household.

6.7.1 Disagreements about Sharing. The most common source of tension between the household members was due to different family members requesting to use the same smart device at the same time and disagreeing over who should have access. This was most prevalent among children and between children and parents. P141 discussed this conflict:

It's basically just the sharing aspect as far as our children share certain devices sometimes and one child wants to use it a little longer than expected and that's where the disagreements come in. So now we are in the process of getting separate devices for our children.

PI8 also said,

When [my son] is using all the devices it slows it down...[and when] I'm trying to work it slows down bandwidth...that's tough.

The multiple-choice survey responses also indicate issues with sharing, as 12% (60/508) and 9% (44/508) of respondents agreeing that who should have control of or access to Internet-connected devices, respectively, had caused disagreements in their households (Figure 4).

6.7.2 Frustrations about Technical Issues. Another common source of tension and frustration among household members resulted from the technical aspects of home IoT devices. In some cases, these frustrations led to arguments between household members. For instance, PS170 described their frustration over technical challenges of their smart devices as a source of conflict with their partner:

Either me or my partner sometimes get frustrated when we want to use a product and it isn't working correctly. Then we can take it out on each other.

20% (102/508) and 15% (74/508) of survey respondents agreed that these devices have caused tension in their households because they do not work as expected or are difficult to configure, respectively (Figure 4).

6.7.3 Antagonistic Use of Devices. A few of our participants talked about how their home IoT devices were used to disrupt and annoy other household members in both new arguments and pre-existing conflicts. 15% (75/508) of the survey respondents agreed that these devices were contributing to tensions in their households unrelated to the technology itself (Figure 4). A parent, PS68, described how their Amazon Alexa became a source of fights for their children:

Our young children ‘fight’ over talking to Alexa. They use Alexa to play songs and will cancel the other one’s music, or ask her to repeat them and use her to insult one another.

Another participant, PI11, reported the involvement of home IoT devices in other arguments:

Any time that we try to have a conversation about not using our phones or anything like that, the biggest thing is that mostly my fiancé, he turns on Alexa and asks her to play a song and at a really high volume so he can’t hear me talk anymore... Sometimes it’s really frustrating and sometimes it actually diffuses us because he’ll play music.

Another type of home IoT device misuse was related to children making orders from these devices without their parents’ permission. PI4 reported this behavior when talking about their experience with Amazon Alexa and how their son used it without their knowledge:

My youngest son has ordered toys or put hundreds of dollars of toys in our Amazon cart and we just caught it at the last second.

6.8 C4. Reducing Face-to-Face Communication

Researchers have shown that most Americans felt ignored by the amount of time their household members are spending on their smart phones, especially if they have different expectations of technology use [6]. Despite the negative impacts, related work has also shown that most people are not willing to put their smartphones aside [15].

Similarly, most participants mentioned that smart devices harmed their interpersonal relationships by reducing their face-to-face communication and made them feel a lack of attention. Although about half of the participants who mentioned this harm were mostly talking about their smartphones, there were some who saw home IoT devices as a distracting tool that could cause arguments between household members. PS305 talked was frustrated about communication difficulties because of these devices:

It has caused minor issues in regards to everyone’s responsibilities and communication. I have a sibling that I look after and he’s constantly connected to his devices (smartphone, PlayStation, tablet, smartwatch, and streaming). I can ask him to do something like chores or homework and he’ll be texting or playing a video game throughout our whole conversation. In some instances, he doesn’t even remember my request. I have to ask him to put down whatever device he’s using sometimes so that our conversation is without distractions.

25% (126/508) of our survey respondents supported this effect by agreeing that Internet-connected products have reduced face-to-face interactions between people in their households (Figure 4).

6.9 Conflict Mediation

Our participants reported several different methods for mediating conflicts involving home IoT technologies. Figure 5 presents the frequency of mediation strategies used by survey respondents (who also reported disagreements between household members caused by Internet-connected products). Discussing appropriate use was the most common strategy, followed by settings changes and agreeing not to use certain features of the products. Our interview participants gave specific examples of these strategies, including discussing communication issues exacerbated by home IoT devices (PI11), agreeing on schedules for device & bandwidth sharing (PI8), and removing security cameras that would make visitors feel uncomfortable (PI1). Strategies encapsulated in the “other steps” category (Figure 5) include placing the device in a little-used room (PS233), increasing household Internet speed (PS494), and setting consequences if children misused the devices (PS492).

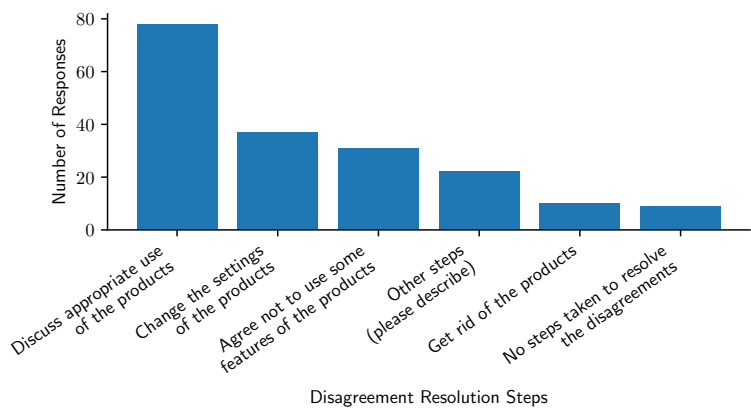


Fig. 5. Frequency of conflict mediation strategies among survey respondents who reported disagreements with others in their households regarding IoT devices.

7 IMPLICATIONS & FUTURE WORK

We were encouraged by the use of home IoT devices to enhance empowerment and independence among individuals with special needs. Future research could further explore this benefit, looking at how recently popular mass-market IoT devices are being used by individuals with particular accessibility requirements or other special needs and how those compare to the use of other devices intentionally designed for those specific populations. This research could employ methods such as experience sampling, diary studies, and design workshops using our findings to develop prompts for participants. Scenario building and user enactment methods could also supplement our findings by exploring the potential effects of hypothetical or cutting-edge technologies that have not reached wide distribution.

Regarding conflicts, home IoT devices should be designed such that their functionalities are more obvious and/or more clearly explained to users. This would help address the knowledge imbalances common across our interviewed and surveyed households. These imbalances led to different assumptions about the benefits and risks of home IoT devices and corresponding disagreements about whether and how the devices should be used. It does not benefit device manufacturers if devices are poorly understood by consumers unless they are intentionally trying to conceal device behaviors. Otherwise, improved user understanding would help reduce disagreements around these products. This is especially relevant for information about device data collection, as we found considerable confusion and disagreements about the privacy risks of home IoT products.

Our findings also suggest the need for interfaces enabling better shared device governance. Home IoT devices are used by housemates with varying degrees of interpersonal trust, parents and children of varying levels of independence, intimate partners with individual insecurities and task responsibilities, intergenerational families with different levels of technological familiarity, and many other unique situations. Unfortunately, today’s devices are not typically designed for this diversity of relationships. With examples including a doorbell recording a teenager’s party, an Amazon Echo being used to disrupt a partner’s argument, and a couple disagreeing about a device’s data collection behavior, the conflicts described in themes C1–C4 all arise because of interpersonal effects tangential to the primary design goals of these devices.

We found that parent/teenager, roommate, and senior/caregiver relationships are especially poorly-served by the default “adult partners with or without children” model assumed by many device manufacturers. In addition to informing household members (e.g., when is the device is “on”?) and providing access control, manufacturers could scaffold the setup process with information about how the device should be coordinated in households with a diversity of members and relationships.

We would also like to see more in-depth research into conflict mediation techniques, specifically whether these techniques are well aligned with the settings and other customization options provided by home IoT devices. We intend to conduct longitudinal research to examine the entire lifecycle of home IoT products from purchasing decision to replacement or disposal, exploring the timelines over which these devices integrate into household routines.

8 CONCLUSION

We conducted semi-structured interviews with 13 participants and a followup survey study with 508 participants to understand the impact of home IoT devices on interpersonal relationship in the multi-occupant households. We identify and categorize the most pervasive positive and negative impacts of home IoT devices on our participants’ relationships with other household members. These findings corroborate and extend previous research, reporting new interpersonal conflicts and benefits and providing large-scale quantitative data to support their prevalence. We also provide suggestions for future research studies and for improving the design of home IoT devices with the goal of mitigating potential harms on interpersonal relationships and amplifying their benefits to household interactions.

REFERENCES

- [1] Noah Aporthe, Yan Shvartzshnaider, Arunesh Mathur, Dillon Reisman, and Nick Feamster. 2018. Discovering smart home internet of things privacy norms using contextual integrity. *Proceedings of the ACM on Interactive, Mobile, Wearable and Ubiquitous Technologies* 2, 2 (2018), 59.
- [2] Nellie Bowles. 2018. Thermostats, Locks and Lights: Digital Tools of Domestic Abuse. <https://www.nytimes.com/2018/06/23/technology/smart-home-devices-domestic-abuse.html>.
- [3] Nellie Bowles. 2018. Thermostats, Locks and Lights: Digital Tools of Domestic Abuse. <https://www.nytimes.com/2018/06/23/technology/smart-home-devices-domestic-abuse.html>.
- [4] AJ Brush, Bongshin Lee, Ratul Mahajan, Sharad Agarwal, Stefan Saroiu, and Colin Dixon. 2011. Home automation in the wild: challenges and opportunities. In *proceedings of the SIGCHI Conference on Human Factors in Computing Systems*. ACM, 2115–2124.
- [5] Caren Chelser. 2018. Alexa? Please Ignore my Husband. <https://www.nytimes.com/2018/05/04/style/modern-love-alexa-please-ignore-my-husband.html>.
- [6] Jeffery Cole, Michael Suman, Phoebe Schramm, and Liuning Zhou. 2017. Surveying the Digital Future. <https://www.digitalcenter.org/wp-content/uploads/2013/10/2017-Digital-Future-Report.pdf>.
- [7] Aykut Coskun, Gül Kaner, and İdil Bostan. 2018. Is smart home a necessity or a fantasy for the mainstream user? A study on users’ expectations of smart household appliances. *International Journal of Design* 12, 1 (2018), 7–20.
- [8] Scott Davidoff, Min Kyung Lee, Charles Yiu, John Zimmerman, and Anind K Dey. 2006. Principles of smart home control. In *International conference on ubiquitous computing*. Springer, 19–34.
- [9] Alexandre Demeure, Sybille Caffiau, Elena Elias, and Camille Roux. 2015. Building and using home automation systems: a field study. In *International Symposium on End User Development*. Springer, 125–140.
- [10] Berry Eggen, Gerard Hollemans, and Richard van de Sluis. 2003. Exploring and enhancing the home experience. *Cognition, Technology & Work* 5, 1 (2003), 44–54.
- [11] Pardis Emami Naeini, Martin Degeling, Lujo Bauer, Richard Chow, Lorrie Faith Cranor, Mohammad Reza Haghighat, and Heather Patterson. 2018. The Influence of Friends and Experts on Privacy Decision Making in IoT Scenarios. *Proceedings of the ACM on Human-Computer Interaction* 2, CSCW (2018), 48.
- [12] Pardis Emami-Naeini, Henry Dixon, Yuvraj Agarwal, and Lorrie Faith Cranor. 2019. Exploring How Privacy and Security Factor into IoT Device Purchase Behavior. In *Proceedings of the 2019 CHI Conference on Human Factors in Computing Systems*. ACM, 534.
- [13] Diana Freed, Jackeline Palmer, Diana Elizabeth Minchala, Karen Levy, Thomas Ristenpart, and Nicola Dell. 2017. Digital technologies and intimate partner violence: A qualitative analysis with multiple stakeholders. *Proceedings of the ACM*

- on *Human-Computer Interaction* 1, CSCW (2017), 46.
- [14] Christine Geeng and Franziska Roesner. 2019. Who's In Control?: Interactions In Multi-User Smart Homes. In *Proceedings of the 2019 CHI Conference on Human Factors in Computing Systems*. ACM.
 - [15] Jeffrey A Hall, Nancy K Baym, and Kate M Miltner. 2014. Put down that phone and talk to me: Understanding the roles of mobile phone norm adherence and similarity in relationships. *Mobile Media & Communication* 2, 2 (2014), 134–153.
 - [16] Sam Havron, Diana Freed, Rahul Chatterjee, Damon McCoy, Nicola Dell, and Thomas Ristenpart. 2019. Clinical Computer Security for Victims of Intimate Partner Violence. In *28th USENIX Security Symposium (USENIX Security 19)*. 105–122.
 - [17] Lawrence L. Kupper and Kerry b. Hafner. 1989. On Assessing Interrater Agreement for Multiple Attribute Responses. *Biometrics* 45, 3 (1989), 957–967. <http://www.jstor.org/stable/2531695>
 - [18] Amanda Lazar, Christian Koehler, Joshua Tanenbaum, and David H Nguyen. 2015. Why we use and abandon smart devices. In *Proceedings of the 2015 ACM International Joint Conference on Pervasive and Ubiquitous Computing*. ACM, 635–646.
 - [19] Shanhong Liu. 2017. Smart Home Device Ownership Rates in the United States, as of March 2017, by Age Group. www.statista.com/statistics/799584/united-states-smart-home-device-survey-by-age/.
 - [20] Nathan Malkin, Julia Bernd, Maritza Johnson, and Serge Egelman. 2018. “What Can’t Data Be Used For?” Privacy Expectations about Smart TVs in the US. In *European Workshop on Usable Security (EuroUSEC)*.
 - [21] Sarah Mennicken, Jonas Hofer, Anind Dey, and Elaine M Huang. 2014. Casalendar: a temporal interface for automated homes. In *CHI’14 Extended Abstracts on Human Factors in Computing Systems*. ACM, 2161–2166.
 - [22] Sarah Mennicken and Elaine M Huang. 2012. Hacking the natural habitat: an in-the-wild study of smart homes, their development, and the people who live in them. In *International conference on pervasive computing*. Springer, 143–160.
 - [23] Margaret E Morris. 2018. *Left to Our Own Devices: Outsmarting Smart Technology to Reclaim Our Relationships, Health, and Focus*. MIT Press.
 - [24] Pardis Emami Naeini, Sruti Bhagavatula, Hana Habib, Martin Degeling, Lujo Bauer, Lorrie Faith Cranor, and Norman Sadeh. 2017. Privacy expectations and preferences in an IoT world. In *Thirteenth Symposium on Usable Privacy and Security (SOUPS 2017)*. 399–412.
 - [25] nVivo Transcription. 2019. <https://www.qsrinternational.com/nvivo/nvivo-products/transcription>.
 - [26] Prolific. 2019. <https://www.prolific.co/>.
 - [27] Leila Takayama, Caroline Pantofaru, David Robson, Bianca Soto, and Michael Barry. 2012. Making technology homey: finding sources of satisfaction and meaning in home automation. In *Proceedings of the 2012 ACM conference on ubiquitous computing*. ACM, 511–520.
 - [28] Blase Ur, Jaeyeon Jung, and Stuart Schechter. 2014. Intruders versus intrusiveness: teens’ and parents’ perspectives on home-entryway surveillance. In *Proceedings of the 2014 ACM International Joint Conference on Pervasive and Ubiquitous Computing*. ACM, 129–139.
 - [29] UserBob. 2019. <https://userbob.com/>.
 - [30] Charlie Wilson, Tom Hargreaves, and Richard Hauxwell-Baldwin. 2017. Benefits and risks of smart home technologies. *Energy Policy* 103 (2017), 72–83.
 - [31] Jong-bum Woo and Youn-kyung Lim. 2015. User experience in do-it-yourself-style smart homes. In *Proceedings of the 2015 ACM international joint conference on pervasive and ubiquitous computing*. ACM, 779–790.
 - [32] Eric Zeng, Shrirang Mare, and Franziska Roesner. 2017. End user security and privacy concerns with smart homes. In *Thirteenth Symposium on Usable Privacy and Security (SOUPS 2017)*. 65–80.
 - [33] Eric Zeng and Franziska Roesner. 2019. Understanding and Improving Security and Privacy in Multi-User Smart Homes: A Design Exploration and In-Home User Study. In *28th USENIX Security Symposium (USENIX Security 19)*. 159–176.
 - [34] Serena Zheng, Noah Apthorpe, Marshini Chetty, and Nick Feamster. 2018. User perceptions of smart home IoT privacy. *Proceedings of the ACM on Human-Computer Interaction* 2, CSCW (2018), 200.

A APPENDIX

Table 3. Codebook for the open-ended responses for the survey question *Describe how Internet-connected products have caused disagreements (major or minor) in your household. Please provide as much detail as you can.*

Code	Interpretation
f2f	Negative effects for face-to-face communication
variance	Different set of users of the same device & their varying use preferences
privacy	Privacy and comfort related concerns (e.g., surveillance, data use, data share, discomfort caused by shared settings)
network	Discussions around bandwidth sharing
necessity	Lack of need, interest or perceived benefit in technology or specifically IoT devices
misbehavior	Misbehavior caused using smart devices
func	Functionality and technical challenges of setting up IoT devices (e.g., devices not working)
parenting	Challenges in parenting caused by kids' use of devices
none	None
not clear	Not clear

Table 4. Codebook for the open-ended responses for the survey question *If you have had any other negative experiences with Internet-connected products, please describe them here.*

Code	Interpretation
func	Functionality and technical challenges of setting up IoT devices (e.g., devices not working)
network	Network and connectivity difficulties (Internet connectivity as well as connectivity to other devices)
updates	Difficulties caused due to firmware updates and troubleshooting
privacy	Privacy and comfort related concerns (e.g., surveillance, data use, data sharing)
unexpected	Unexpected device behavior (e.g., passive audio assistant)
variance	Different set of users of the same device & their varying use preferences
choice	hard to choose the right device (due to various specifications)
f2f	Negative effects for face-to-face communication
parenting	Challenges in parenting caused by kids' use of devices
necessity	Lack of need, interest or perceived benefit in technology or specifically IoT devices
none	None
not clear	Not clear

Table 5. Codebook for the open-ended responses for the survey question *Please describe how Internet-connected products have improved your relationships with others in your household. Please provide as much detail as you can.*

Code	Interpretation
play	Playfulness and entertainment leading to bonding
convenience	Convenience and improving quality of life
connected	Staying connected with family & friends
financial	Saving money together
time	Enabled spending time together (includes conversation, bonding etc with each other)
health	Staying fit together
special pop.	Improving relationships with others helpful for people with disabilities or special needs
interactions	Fewer interactions with each other leading to fewer conflicts
none	None
not clear	Not clear

Table 6. Codebook for the open-ended responses for the survey question *If you have had any other positive experiences with Internet-connected products, please describe them here.*

Code	Interpretation
play	Playfulness and entertainment
convenience	Convenience and improving quality of life
connected	Staying connected with family & friends
financial	Saving money
sec	Enabling safety & security
health	Improving health outcomes
special pop.	Improving relationships with others helpful for people with disabilities or special needs
do more	ability to do more or having more choices and features
none	None
not clear	Not clear