

# Field Theory of Reaction-Diffusion: Law of Mass Action with an Energetic Variational Approach

Yiwei Wang\* and Chun Liu†

*Department of Applied Mathematics, Illinois Institute of Technology, Chicago, IL 60616, USA.*

Pei Liu‡

*School of Mathematics, University of Minnesota, Minneapolis, MN 55455, USA.*

Bob Eisenberg§

*Department of Applied Mathematics, Illinois Institute of Technology, Chicago, IL 60616, USA. and  
Department of Physiology and Biophysics, Rush University, 1750 W. Harrison, Chicago IL 60612.*

We extend the energetic variational approach so it can be applied to a chemical reaction system with general mass action kinetics. Our approach starts with an energy-dissipation law. We show that the chemical equilibrium is determined by the choice of the free energy and the dynamics of the chemical reaction is determined by the choice of the dissipation. This approach enables us to couple chemical reactions with other effects, such as diffusion and drift in an electric field. As an illustration, we apply our approach to a non-equilibrium reaction-diffusion system in a specific but canonical set-up. We show by numerical simulation that the input-output relation of such a system depends on the choice of dissipation.

## I. INTRODUCTION

Many biological processes can be abstractly represented as biochemical networks, in which chemical reactions are catalyzed by enzymes and combined to perform many of the functions of life. Examples include metabolic pathways and the electron transport chain that power life [1, 2]. In these systems, reactions occur in different physical locations, so the products of one reaction move, by diffusion (and perhaps migration and convection), to become reactants for another reaction in a different location. To describe a complex biological system, and consistently deal with the coupling between reaction and diffusion, as well as other mechanical effects, one needs to turn a variational theory. The variational principle guarantees a consistent mathematical formulation, in which all variables satisfy all equations, of all fields, and their boundary conditions, with one set of parameters under a certain region.

For mechanical systems, inspired by the seminal work of Rayleigh [3] and Onsager [4, 5], various variational theories have been developed. Examples include the Energetic Variational Approach (EnVarA) [6, 7], the GENERIC (general equation for the nonequilibrium reversible-irreversible coupling) [8–11], Doi’s Onsager principle [12, 13], and the Conservation-Dissipation Formalism (CDF) [14, 15]. However, it is not straightforward to apply these variational principles to a chemical reaction system, which cannot be understood from Newtonian mechanics [16].

The macroscopic dynamics of chemical reactions are often described by *the law of mass action*, which states that the rate of a reaction is proportional to the concentrations of the reactants and the proportionality constant [17, 18]. The law of mass action originally arises from the treatment of ideal gases (solutions) [19], where molecules/atoms only interact when they collide. Although the mass-action type kinetics has been widely used for different chemical reaction systems, it is a phenomenological theory, of which the underlying physical foundation is unclear, as molecules can interact in many ways. As aptly pointed out in Ref. [18], “*the law of mass action is not a law in the sense that it is inviolable, but rather is a useful model, much like Ohm’s law or Newton’s law of cooling.*” Since 1950’s, there has been a huge amount of work devoted to studying the thermodynamics basis and mathematical structures of chemically reacting systems [14, 16, 20–52]. In particular, many papers extend the variational principle for mechanical systems to the reaction kinetics by building the analogies between Newtonian mechanics and chemical reactions [34, 35, 53, 54].

The goal of this paper is to extend the Energetic Variational Approach (EnVarA) [6, 7, 55], which has dealt with flows in systems with many components successfully for many years, to a chemical reaction system. We model a reaction system by a prescribed energy-dissipation law, in which the choice of free energy determines the chemical equilibrium (if it exists), and the choice of dissipation determines the dynamics of the chemical reaction. The classical law of mass action can be derived from a particular choice of the energy-dissipation law. Our approach is non-equilibrium and provide a basis to couple the chemical reaction with the effect of other fields, such as diffusion, drift in an electric field, as well as the thermal effects. As an illustration, we apply our approach to a

\* ywang487@iit.edu

† cliu124@iit.edu

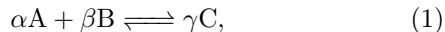
‡ liu01304@umn.edu

§ beisenbe@rush.edu

non-equilibrium reaction-diffusion system, which can be viewed as abstract of a building block of biological networks with the input and the output. Our analysis shows that the input-output relation of such a system depends on the choice of dissipation, which indicates the dissipation can be inferred from experimental measurements.

## II. FIELD THEORY OF REACTION-DIFFUSION

To clarify the idea, we first consider a single reversible reaction



where  $\alpha$ ,  $\beta$  and  $\gamma$  are stoichiometric coefficients. Let  $c_i$  ( $i = A, B, C$ ) denote the concentration of each species. Due to conservation of elements, one must have

$$\frac{d}{dt}(\gamma c_A + \alpha c_C) = 0, \quad \frac{d}{dt}(\gamma c_B + \beta c_C) = 0, \quad (2)$$

which is known as the stoichiometric constraint [27]. As a consequence,  $\mathbf{c} = (c_A, c_B, c_C)^T$  satisfies the ordinary differential equation

$$\frac{d}{dt}\mathbf{c}_i = \sigma_i r(\mathbf{c}), \quad (3)$$

where  $\boldsymbol{\sigma} = (-\alpha, -\beta, \gamma)^T$  is the stoichiometric vector, and  $r(\mathbf{c})$  is known as reaction rate [17].

The law of mass action gives a particular form of reaction rate  $r(\mathbf{c})$ ,

$$r(\mathbf{c}) = k_f c_A^\alpha c_B^\beta - k_r c_C^\gamma, \quad (4)$$

where  $k_f$  and  $k_r$  are rate constants for forward and reverse directions. This form originally arises from the treatment of ideal gases (solutions) [19], where molecules/atoms only interact when they collide. At an equilibrium, in which the concentrations are not changing, we have

$$\frac{(c_A^\infty)^\alpha (c_B^\infty)^\beta}{(c_C^\infty)^\gamma} = \frac{k_r}{k_f} \triangleq K_{eq}, \quad (5)$$

where  $K_{eq} = \frac{k_r}{k_f}$  is called the equilibrium constant. The law of mass action is an empirical law without a clear physical interpretation, so it can not be immediately applied to biological and electrochemical systems in which chemical reactions are coupled with other effects.

In the remainder of this section, we show that the simple reaction kinetics (3) can be modeled by an extended energetic variational approach, like a mechanical system, which provides a basis of coupling chemical reaction with other mechanisms, including mechanical effects such as diffusion, drift in an electric field, as well as the thermal effects. As an application, we also provides an energetic variational formulation to a reaction-diffusion system, which is a typical example of mechano-chemical or chemomechanical system.

### A. Energetic Variational Approach

We start with a brief introduction to the classical energetic variational approach (EnVarA), which is originated from the variational principle, proposed by Rayleigh [3] for purely frictional systems, that Onsager tried to extend to physical systems in general [4, 5].

The starting point of an energetic variational approach is a prescribed energy-dissipation law for an isothermal and closed system, which is yielded by the first and second law of thermodynamics [7]. Indeed, for a thermodynamic process without transfer of matter, the first law of thermodynamics is often formulated as

$$\frac{d}{dt}(\mathcal{K} + \mathcal{U}) = \dot{W} + \dot{Q}, \quad (6)$$

that is the rate of change of the kinetic energy  $\mathcal{K}$  and the internal energy  $\mathcal{U}$  can be attributed to either the work  $\dot{W}$  done by the external environment or the heat  $\dot{Q}$ . To analyze heat, one needs to introduce the entropy  $\mathcal{S}$ , which satisfies the second law of thermodynamics:

$$T \frac{d\mathcal{S}}{dt} = \dot{Q} + \Delta, \quad \Delta \geq 0, \quad (7)$$

where  $T$  is the temperature and  $\Delta$  is the entropy production. Subtracting the two laws, one arrives at an energy-dissipation law

$$\frac{d}{dt}E^{\text{total}}(t) = -\mathcal{D}(t), \quad (8)$$

for isothermal and closed system ( $\dot{W} = 0$ ). Here  $E^{\text{total}}$  is the total energy, which is the sum of the Helmholtz free energy  $\mathcal{F} = \mathcal{K} - T\mathcal{S}$  and the kinetic energy  $\mathcal{K}$ .  $\mathcal{D}$  is the rate of energy dissipation that related to the entropy production.

For a given energy-dissipation law, the energetic variational approach provides a paradigm to determine the dynamics of system through two distinct variational processes: the Least Action Principle (LAP) and the Maximum Dissipation Principle (MDP) [6, 7]. Specifically, the Least Action Principle states that the dynamics of a Hamiltonian system is determined by a critical point of the action functional  $\mathcal{A}(\mathbf{x}) = \int_0^T \mathcal{K} - \mathcal{F} dt$  with respect to  $\mathbf{x}$  (the trajectory in Lagrangian coordinates, if applicable) [7, 56], i.e.,

$$\delta \mathcal{A} = \int_0^T \int_{\Omega} (f_{\text{inertial}} - f_{\text{conv}}) \cdot \delta \mathbf{x} d\mathbf{x} dt, \quad (9)$$

where  $f_{\text{inertial}}$  is the inertial force and  $f_{\text{conv}}$  is the conservative force. Formally, the LAP represents the fact that force multiplies by distance is equal to the work, i.e.,  $\delta E = \text{force} \times \delta x$ , where  $x$  is the location,  $\delta$  represents the variation/differential. On the other hand, for a dissipative system ( $\mathcal{D} \geq 0$ ), we follow Onsager [4, 5] and obtain the dissipative force  $f_{\text{diss}}$  by minimization of the dissipation functional  $\mathcal{D}$  with respect to the ‘‘rate’’  $\mathbf{x}_t$ , known as

the Maximum Dissipation Principle (MDP), i.e.,

$$\delta \left( \frac{1}{2} \mathcal{D} \right) = \int_{\Omega} f_{\text{diss}} \cdot \delta \mathbf{x}_t \, d\mathbf{x}. \quad (10)$$

The dissipation  $\mathcal{D}$  is often assumed to be quadratic in terms of the ‘‘rate’’  $\mathbf{x}_t$  [12], that is

$$\mathcal{D}[\mathbf{x}, \mathbf{x}_t] = \int \mathcal{G}(\mathbf{x}) \mathbf{x}_t \cdot \mathbf{x}_t \, d\mathbf{x}, \quad (11)$$

where  $\mathcal{G}(\mathbf{x})$  is a positive semi-definite matrix for given  $\mathbf{x}$ . The assumption (11) corresponds to the linear response theory in non-equilibrium thermodynamics [4, 5, 57].

According to the force balance (Newton’s second law, in which the inertial force plays the role of  $ma$ ), we have

$$\frac{\delta A}{\delta \mathbf{x}} = \frac{\delta \mathcal{D}}{\delta \mathbf{x}_t}, \quad (12)$$

which defines the dynamics of the system.

The EnVarA shifts the main task of modeling to the construction of the energy-dissipation law. As an illustration, we consider a simple example originally proposed by Lord Rayleigh [3], a spring-mass system, in which a Hookean spring of which one end is attached to a wall and another end to a mass  $m$ . Then,

$$\mathcal{K} = \frac{m}{2} x_t^2, \quad \mathcal{F} = \frac{k}{2} x^2, \quad \mathcal{D} = \frac{\gamma}{2} x_t^2,$$

where  $k$  is the spring constant, and  $\gamma$  is damping coefficient. The corresponding action functional is defined as

$$\mathcal{A} = \int_0^T \left( \frac{m}{2} x_t^2 - \frac{k}{2} x^2 \right) dt.$$

Then the LAP, i.e. variation of  $\mathcal{A}$  with respect to the trajectory  $x(t)$  gives rise to

$$\frac{\delta \mathcal{A}}{\delta x} = -mx_{tt} - kx. \quad (13)$$

Meanwhile, the MDP, taking variation of  $\mathcal{D}$  with respect of  $x_t$  gives

$$\frac{\delta \mathcal{D}}{\delta x_t} = \gamma x_t. \quad (14)$$

Hence, the force balance equation (12) yields

$$mx_{tt} + kx + \gamma x_t = 0. \quad (15)$$

In an overdamped case ( $m \ll \gamma$ ), the  $mx_{tt}$  term can be neglected [58], and the system becomes a gradient flow with the dynamics given by

$$x_t = -\frac{1}{\gamma} \frac{\delta \mathcal{F}}{\delta x},$$

In the following, we always working on the overdamped region, and neglect the kinetic energy in (8).

## B. EnVarA with chemical reaction

As well as any other variational principle, classical energetic variational approaches deal with the mechanical system, which is indeed based on the Newton’s second law  $F = ma$ . In general, chemical reaction cannot be understood from Newtonian mechanism, as there is no clear mechanical interpretation for the chemical potential [16].

There is a lot of work aiming to build an Onsager type variational theory for chemical reaction systems [20, 35, 37, 54, 59–62]. For example, Mielke establish the gradient flow structure for reaction-diffusion systems with reversible mass-action kinetics via dual dissipation potential [37]. As an extension of the GENERIC framework, Grmela showed the geometry associated with the law of mass action is the contact geometry. He extended the mass-action kinetics to account for the influence of inertia and fluctuations, which can be adopted to complicated reaction systems involving many intermediate reactions [38].

For the reaction (1) with the law of mass action, it has been discovered for a long time that there exists a Lyapunov function [16, 21, 37, 38, 44, 48, 63, 64], which is the free energy of the system. The free energy can be written down in various equivalent forms, here we adopt a thermodynamic based form

$$\begin{aligned} \mathcal{F}(c_A, c_B, c_C; U_A, U_B, U_C) \\ = \int_{\Omega} \text{RT} \left( c_A (\ln c_A - 1) + c_B (\ln c_B - 1) + c_C (\ln c_C - 1) \right) \\ + c_A U_A + c_B U_B + c_C U_C \, d\mathbf{x}, \end{aligned} \quad (16)$$

for the chemical reaction (1). The first three terms in (16) form the free energy of a mixture of ideal gases without chemical reactions, which corresponds to the entropy. Indeed, for a mixture of ideal gases with  $N$  species, the chemical potential of a substance  $j$  is expressed by [65]

$$\mu_j = \mu^0 + \text{RT} \ln x_j, \quad (17)$$

where  $\mu^0$  is the reference chemical potential, and  $x_j$  is the concentration of the substance  $j$ . Since the chemical potential is defined relative to its value at the arbitrary reference state, we can take  $\mu^0 = 0$ . The free energy of the mixture of ideal gases, corresponding to the chemical potential (17) with  $\mu_0 = 0$ , is given by

$$\mathcal{F}[x_i] = \int_{\Omega} \text{RT} \sum_{i=1}^N x_i (\ln x_i - 1) \, d\mathbf{x}. \quad (18)$$

The last three terms in (16) can be viewed as internal energies stored inside the molecular  $A$ ,  $B$  and  $C$ . In the case without chemical reaction, since  $c_A$ ,  $c_B$  and  $c_C$  do not change with respect to time, these terms are constants that can be ignored. From a modeling perspective, as also pointed out in [38],  $U_i$  are parameters determines the equilibrium of the system. For given free

energy  $\mathcal{F}(c_A, c_C, c_C; U_A, U_B, U_C)$  defined in (16), the corresponding chemical potential of each species is given by

$$\mu_i = \frac{\delta \mathcal{F}}{\delta c_i} = \text{RT} \ln c_i + U_i, \quad i = A, B, C \quad (19)$$

At a chemical equilibrium, the chemical potential of both sides of the reaction are equal, i.e., the *affinity*

$$\gamma \mu_C - \alpha \mu_A - \beta \mu_B = 0, \quad (20)$$

which indicates that

$$\ln \frac{(c_A^\infty)^\alpha (c_B^\infty)^\beta}{(c_C^\infty)^\gamma} = \frac{1}{\text{RT}} (\gamma U_C - \alpha U_A - \beta U_B) := \frac{\Delta U}{\text{RT}}. \quad (21)$$

Here  $\Delta U = \gamma U_C - \alpha U_A - \beta U_B$  is the difference of internal energy between state  $\{\alpha A, \beta B\}$  and state  $\{\gamma C\}$ . Then the equilibrium constant  $K_{eq}$  is defined as [18]

$$K_{eq} \triangleq \frac{(c_A^\infty)^\alpha (c_B^\infty)^\beta}{(c_C^\infty)^\gamma} = e^{\frac{\Delta U}{\text{RT}}}, \quad (22)$$

which is an exponential representation of the difference in internal ('chemical') energy.

In our approach, we always assume the existence of the free energy  $\mathcal{F}$ , which is different from most of previous approach. These approaches start with the mass-action kinetic and show the existence of free energy under the *detailed balance* condition [37, 63]. For a general system, free energy  $\mathcal{F}$  might contains various different mechanism and cannot be derived by mathematics alone until a physical model specifies all effects. Here we assume that  $U_i$  are constants to illustrate our approach. Confrontation with real experimental data will undoubtedly motivate more complex models. It should be emphasized that the choice of the free energy  $\mathcal{F}$  determines the chemical equilibrium (if exists) of the system.

As pointed out in [27], one of the difficulties in applying variational principles to a chemical reaction arises from the stoichiometric constraint (2). To overcome this difficulty, Oster and Perelson treated the reaction kinetics in a differential geometric context and introduced the "reaction trajectory". The idea of using reaction trajectory, also known as *extent of reaction* or *degree of advancement*, as a new stable variable can be traced back to De Donder [54], and has been used for both deterministic and stochastic descriptions of chemical reactions for a long time [34, 39, 44]. Roughly speaking, the reaction trajectories accounts for the "numbers" of forward chemical reactions that has occurred by time  $t$ . By introducing the reaction trajectory  $R(t)$ , the concentrations of  $A, B$  and  $C$  for the single chemical reaction (1) are given by

$$c_i(t) = c_i(0) + \sigma_i R(t), \quad (23)$$

which can be viewed as the kinematics of the chemical reaction that embodies the constraint (2).

By using the reaction trajectory, we can reformulate the energy  $\mathcal{F}(c_A, c_B, c_C; U_A, U_B, U_C)$  defined in (16) in terms of  $R(t)$ , and use the energy-dissipation law

$$\frac{d}{dt} \mathcal{F}[R; U_A, U_B, U_C] = -\mathcal{D}[R, R_t], \quad (24)$$

to model the reaction kinetics of chemical reaction (1). Here  $\mathcal{D}[R, R_t]$  is a dissipation of the system. Different choices of  $\mathcal{D}[R, R_t]$  determine different reaction kinetics.

Unlike mechanical systems, chemical reactions are often far from thermodynamic equilibrium, so the dissipation  $\mathcal{D}[R, R_t]$  may not be quadratic in terms of  $R_t$  [35, 57]. In order to deal with the general form of the dissipation, we need to extend the classical EnVarA. Assume  $\mathcal{D}(R, R_t)$  takes the form

$$\mathcal{D}[R, R_t] = (\Gamma(R, R_t), R_t) \geq 0, \quad (25)$$

since

$$\frac{d}{dt} \mathcal{F}[R] = \left( \frac{\delta \mathcal{F}}{\delta R}, R_t \right), \quad (26)$$

the energy-dissipation law (24) implies

$$\Gamma(R, R_t) = -\frac{\delta \mathcal{F}}{\delta R}, \quad (27)$$

which is the equation for the chemical kinetics. Interestingly, notice that

$$\frac{\delta \mathcal{F}}{\delta R} = \sum_{i=1} \sigma_i \mu_i, \quad (28)$$

is exactly the *affinity* of chemical reaction, as defined by De Donder [66, 67]. The affinity plays a role of the "force" that drives chemical reactions, and  $\partial_t R(t)$  can be identified as the reaction velocity (or *rate of conversion* [54]). Just as in a mechanical system, the dissipation of this chemical reaction system gives the relation between reaction velocity  $\partial_t R$  and chemical force. Next we discuss two typical choices of the dissipations.

**General Law of mass action:** The law of mass action can be derived from the energy-dissipation law (24) by choosing

$$\mathcal{D}[R, R_t] = \text{RT} R_t \ln \left( \frac{R_t}{k_r c_C^\gamma} + 1 \right). \quad (29)$$

Indeed, the energetic variational procedure gives

$$\text{RT} \ln \left( \frac{R_t}{k_r c_C^\gamma} + 1 \right) = -\frac{\delta}{\delta R} \mathcal{F}[R]. \quad (30)$$

Notice that

$$\frac{\delta}{\delta R} \mathcal{F}[R] = \text{RT} \ln \left( \frac{c_C^\gamma}{c_A^\alpha c_B^\beta} \right) - \alpha U_A - \beta U_B + \gamma U_C,$$

which indicates that

$$\ln \left( \frac{R_t}{k_r c_C^\gamma} + 1 \right) = \ln \left( \frac{c_A^\alpha c_B^\beta}{c_C^\gamma} \right) - \frac{\Delta U}{\text{RT}}, \quad (31)$$

where the right-hand side is determined by the difference of internal energy  $\Delta U$  between state  $\{\alpha A, \beta B\}$  and state

$\{\gamma C\}$ . Although (31) looks complicated, direct computation results in

$$R_t = k_r c_C^\gamma \left( \frac{1}{K_{eq}} \frac{c_A^\alpha c_B^\beta}{c_C^\gamma} - 1 \right) = k_f c_A^\alpha c_B^\beta - k_r c_C^\gamma, \quad (32)$$

which is the classical law of mass action. Here the relation  $K_{eq} = e^{\frac{\Delta U}{RT}} = \frac{k_r}{k_f}$  is used to get the last equality. It is worth mentioning that the dissipation (29) is identical to a well used form of the entropy production [16, 47]

$$\Delta = (r_f - r_r) \ln \left( \frac{r_f}{r_r} \right),$$

where  $r_f$  and  $r_r$  is forward the reverse reaction law.

As a generalization of (29), we can consider a more general form of the dissipation

$$\mathcal{D}[R, R_t] = \eta_1(R) \partial_t R \ln(\eta_2(R) R_t + 1), \quad (33)$$

where  $\eta_1(R) > 0$  and  $\eta_2(R) > 0$ , then  $\mathcal{D}[R, \partial_t R] \geq 0$  for the admissible  $R$ . By choosing  $\eta_1(R)$  and  $\eta_2(R)$  properly, we can have a concentration dependent reaction rate, which is often needed to provide a thermodynamic description of an autocatalytic chemical reaction [18].

**Linear Response Theory:** In nonequilibrium thermodynamics, it is often assumed that the dissipation of total energy is a quadratic function of “rate” of state variables, which is known as the linear response theory. [4, 5, 57]. In our case, the linear response theory gives a form of the dissipation term

$$\mathcal{D}[R, R_t] = \eta(R) |R_t|^2. \quad (34)$$

Then the variational procedure gives

$$\eta(R) R_t = -\frac{\partial}{\partial R} \mathcal{F}[R] = RT \ln \left( \frac{c_C^\gamma}{c_A^\alpha c_B^\beta} \right) - \Delta U.$$

By choosing  $\eta(R) = RT$ , the reaction rate is given by

$$r = R_t = \ln \left( \frac{1}{K_{eq}} \frac{c_A^\alpha c_B^\beta}{c_C^\gamma} \right), \quad (35)$$

a form of which is more complicated than the law of mass action.

**Remark II.1.** *The law of mass action gives a simple form of the reaction rate  $r$  in terms of  $[A]$  and  $[B]$ , however, the dissipation in terms of  $R$  and  $R_t$  becomes complicated (See eq. (29)). On the other hand, if the dissipation is taken to be simple that described by linear response theory, the the reaction rate  $r$  becomes complicated (See eq. (35)).*


Some early variational treatments of chemical reaction are based on the linear response assumption [53], which arises from the near equilibrium assumption. Indeed, for

the chemical reaction, we have  $R_t \approx 0$  near the equilibrium, then the Taylor expansion gives us

$$\eta_1(R) \ln(\eta_2(R) R_t + 1) \approx \frac{\eta_1(R)}{\eta_2(R)} |R_t|^2. \quad (36)$$

Thus, one can view the dissipation (34) as a linear approximation near equilibrium to (33). However, it is believed that, except for the special case close to equilibrium, the driving force for chemical reaction is a nonlinear functional of the system variables [35, 57].

It is straightforward to extend the above EnVarA description to a general *reversible* chemical reaction system contains  $N$  species  $\{X_1, X_2, \dots, X_N\}$  and  $M$  reactions, given by



for  $l = 1, \dots, M$ . Let  $\mathbf{c} = (c_1, c_2, \dots, c_N)^T \in \mathbb{R}^N$  be the concentrations of all species. The kinematics of the system are then given by

$$\dot{\mathbf{c}} = \mathbf{c}_0 + \boldsymbol{\sigma} \mathbf{R}, \quad (37)$$

where  $\mathbf{c}_0$  is the initial concentrations,  $\mathbf{R} \in \mathbb{R}^M$  represents  $M$  reaction trajectories of  $M$  reactions,  $\boldsymbol{\sigma} \in \mathbb{R}^{N \times M}$  with  $\sigma_{il} = \beta_i^l - \alpha_i^l$  is the stoichiometric matrix. The reaction kinetics of this chemical reaction network can be described by the energy-dissipation

$$\frac{d}{dt} \mathcal{F}[\mathbf{c}(\mathbf{R})] = -\mathcal{D}[\mathbf{R}, \partial_t \mathbf{R}], \quad (38)$$

where

$$\mathcal{F}[\mathbf{c}] = \sum_{i=1}^N c_i (\ln c_i - 1) + c_i U_i, \quad (39)$$

with  $U_i$  be the internal energy, and the dissipation can be taken as

$$\mathcal{D}[\mathbf{R}, \partial_t \mathbf{R}] = -\sum_{l=1}^M \partial_t R_l \ln \left( \frac{\partial_t R_l}{\eta_l(R)} + 1 \right) \quad (40)$$

to be consistent with mass action kinetics. Then the variational procedure gives the dynamics of the chemical reaction

$$\ln \left( \frac{\partial_t R_l}{\eta_l(R)} + 1 \right) = -\frac{\delta F}{\delta R_l}, \quad (41)$$

where  $\frac{\delta F}{\delta R_l}$  is the affinity of the  $l$ -th chemical reaction.

### C. Reaction-Diffusion System

The above EnVarA description of a chemical reaction provides a basis to couple chemical reactions with other mechanical mechanisms, such as diffusion and electrodiffusion, in a unified variational way. As an illustration, we apply the EnVarA to a reaction-diffusion system, which is a simple example of a mechano-chemical or

chemo-mechanical system. Reaction-diffusion type partial differential equations are used widely to model biological processes [64], such as molecular motor [68], prion diseases [69], and tumor growth [70].

Consider a reaction-diffusion system in a fixed domain  $\Omega$  with the reaction given by (1), then the kinematics for the concentrations  $c_A$ ,  $c_B$  and  $c_C$  are given by

$$\partial_t c_i(\mathbf{x}, t) + \nabla \cdot (c_i \mathbf{u}_i) = \sigma_i \partial_t R(\mathbf{x}, t), \quad i = A, B, C \quad (42)$$

where  $\mathbf{u}_i$  is the macroscopic velocity of different species induced by the diffusion process,  $R$  is the reaction trajectory for the chemical reaction (1).

The energy-dissipation law of a reaction-diffusion system can be formulated as

$$\frac{d}{dt} \mathcal{F}(c_A, c_B, c_C) = -(\mathcal{D}_{\text{chem}} + \mathcal{D}_{\text{mech}}) \quad (43)$$

where the free energy  $\mathcal{F}(c_A, c_B, c_C)$  is given by Eq. (16), which is same to a pure reaction system.  $\mathcal{D}_{\text{chem}}$  is the dissipation arises from the chemical reaction, which is given by  $\mathcal{D}_{\text{chem}} = (\Gamma(R, R_t), R_t) \geq 0$  as in the last subsection. While  $\mathcal{D}_{\text{mech}}$  is the dissipation due to the diffusion process, which is often taken as [71]

$$\mathcal{D}_{\text{mech}} = \int \eta_A(\mathbf{c}) |\mathbf{u}_A|^2 + \eta_B(\mathbf{c}) |\mathbf{u}_B|^2 + \eta_C(\mathbf{c}) |\mathbf{u}_C|^2 d\mathbf{x}$$

to model the friction of the fluid fluxes. It is important to notice that both the mechanical and chemical parts should be derived from the same free energy.

Noticed that

$$\frac{d}{dt} \mathcal{F}(c_A, c_B, c_C) = \sum_{i=1}^3 (\nabla \mu_i, \mathbf{u}) + \left( \frac{\delta \mathcal{F}}{\delta R}, R_t \right), \quad (44)$$

by using the generalized energetic variational approach, the equations for  $R$  and  $\mathbf{u}_i$  can be derived as

$$\begin{cases} \Gamma(R, R_t) = -\frac{\delta \mathcal{F}}{\delta R} \\ \eta_i(\mathbf{c}) \mathbf{u}_i = -c_i \nabla \left( \frac{\delta \mathcal{F}}{\delta c_i} \right), \quad i = A, B, C. \end{cases} \quad (45)$$

Here the first equation is the same as (27), and the second equation is actually the Fick's Law in diffusion [7]. By choosing  $\eta_i(\mathbf{c}) = c_i$  ( $i = A, B, C$ ) and combining (45) with (42), we can obtain the standard reaction-diffusion system

$$\partial_t c_i = \nabla \cdot (\nabla c_i) + \sigma_i r(\mathbf{x}, t)$$

where  $r(\mathbf{x}, t)$  is the reaction rate determined by the choice of  $D(R, \partial_t R)$  as discussed in the last subsection.

### III. INPUT-OUTPUT RELATION AND THE DISSIPATION

As pointed out previously, in the EnVarA, the dynamics of a chemical reaction system is determined by the

choice of dissipation. Notice that the equilibrium constant  $K_{eq}$  is determined by the choice of the free energy, measurements of just  $K_{eq}$  cannot distinguish different dissipation mechanisms. In the meantime, although chemical reaction is believed to operate far away from equilibrium [35, 57], directly simulating the ODE for the two dissipation (32) and (35) produce almost identical results since both systems move to the equilibrium so quickly. To distinguish different reaction kinetics, it is necessary to study a non-equilibrium system, which can predict different dependence of rate on concentration and different time courses of the chemical reaction. In this section, we study a particular set-up, shown in Fig. 1, that can be realized in the experiments.

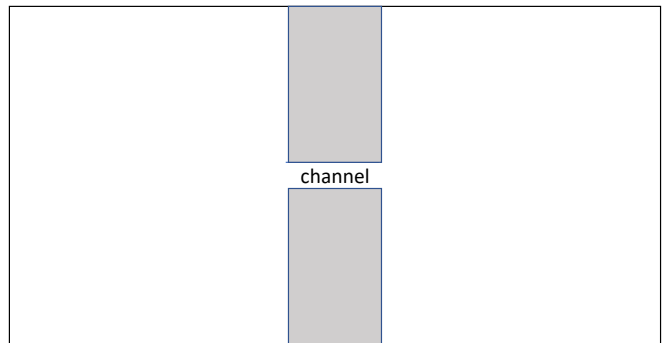


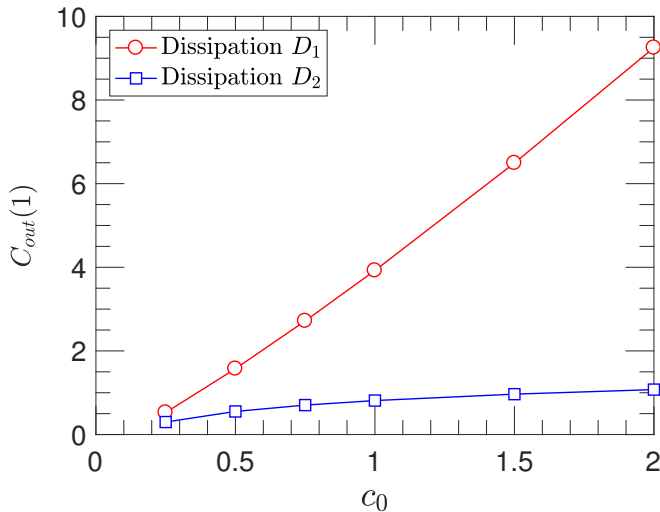
FIG. 1: Setup of an open system

Such setups are chosen to give reproducible input-output functions for different choices of the dissipation. In this system, a narrow channel connects two bath, as shown in Fig. 1. We assume the chemical reaction



happens inside the channel, and the average concentration of  $A$  and  $B$  in the left bath can be maintained by the boundary condition. The species in the left bath are sources, and the species in the right bath are outputs. The chemical reaction is the “transfer function”. The sources provided by the “left bath” can keep the system away from the equilibrium.

This system can be viewed as an abstract representation of one component of complex biological networks, in which an enzyme localizes a particular chemical reactions and moves the reactants into products. This representation links chemical reactions to the two terminal devices of electrical and electronic engineering [1, 28, 45, 50]. Each reaction is a separately defined device (loosely speaking) with an input and output and its own input-output relations. The enzymes can be thought as two terminal devices, as diodes, that move reactants into products, from one chemical state to another, much as channels are diodes that move ions from one physical location to another through a reaction path [28, 72]. Although treating chemical reaction system by electric circuit theory has existed for a long time, the spatial effect seems to be overlooked. Reactions in biology occur in different



**FIG. 2:** The output  $C_{out}(t)$  as a function of input  $c_0$  when  $t = 1$  for dissipation (48) [circle] and dissipation (49) [square].

physical locations, so the products of one enzyme's reaction move, by diffusion (and perhaps migration and convection), to become reactants for the reaction catalyzed by an enzyme in a different location.

Mathematically, since the channel is very narrow, we can treat this problem as one one-dimensional, with the domain given by  $[-\epsilon, \epsilon]$ . We fix  $\epsilon = 0.1$  through this section. As mentioned previously, the concentrations of  $A$  and  $B$  in the left bath are maintained, which gives us the Dirichlet boundary conditions of  $A$  and  $B$  in the left-end of the channel. We can impose the boundary conditions

$$\begin{aligned} c_A(-\epsilon, t) &= c_0, & \partial_x c_A(\epsilon, t) &= 0, \\ c_B(-\epsilon, t) &= c_0, & \partial_x c_B(\epsilon, t) &= 0, \\ \partial_x c_C(-\epsilon, t) &= 0, & c_C(\epsilon, t) &= 0.1, \end{aligned}$$

and treat  $c_0$  as the single input of our system.

Since  $c_C$  satisfies the Dirichlet boundary condition on the right-end of the channel, we can define the amount of  $C$  diffuse into right bath by time  $T$  as

$$C_{out}(T) = \int_{-\epsilon}^{\epsilon} R(x, T) dx - \int_{-\epsilon}^{\epsilon} (c(x, T) - c_0(x)) dx, \quad (47)$$

which is the output of our system. The flux of  $C$  or the rate of change of amount of  $C$  in the right bath is defined as  $\frac{d}{dt} C_{out}$ . The initial concentrations of  $A$ ,  $B$  and  $C$  in the channel are constants  $c_A^0(\mathbf{x}) = c_B^0(\mathbf{x}) = c_0$  and  $c_C^0(\mathbf{x}) = 0.1$ .

We fix  $K_{eq} = 0.1$  and assume the free energy is given by

$$\begin{aligned} \mathcal{F} &= \int c_A \ln(0.1c_A) - 1 \\ &\quad + c_B (\ln(0.1c_B) - 1) + c_C \ln(c_C) - 1 d\mathbf{x}. \end{aligned}$$

We focus on two types of dissipations, the generalized law of mass action

$$D_1(R, \partial_t R) = R_t \ln(R_t + 1), \quad (48)$$

and the dissipation based on linear response assumption

$$D_2(R, \partial_t R) = |R_t|^2. \quad (49)$$

These two dissipations (48) and (49) are almost the same near equilibrium (see (36)). By numerical simulations, we show that the input-output relation depends on the choice of dissipation in this nonequilibrium set-up.

Fig. 2 shows the output  $C_{out}(t)$  as a function of input  $c_0$  at  $t = 1$  for the two choices of dissipation. For small  $c_0$ , the outputs are nearly the same for the two dissipation functionals. However, the output for dissipation (48) is much larger than that for the dissipation (49) when  $c_0$  is large. Formally, from the computations in Sec. II, we know  $R_t = \ln\left(\frac{1}{K_{eq}} \frac{c_A c_B}{c_C}\right)$ , for the dissipation (48), while  $R_t = \frac{1}{K_{eq}} \frac{c_A c_B}{c_C} - 1$  for the dissipation (49). For  $c_0 = 0.1$ , the system is at the equilibrium, so  $C_{out} = 0$ . When  $c_0$  is large, the dissipation (49) will determine large reaction rate.

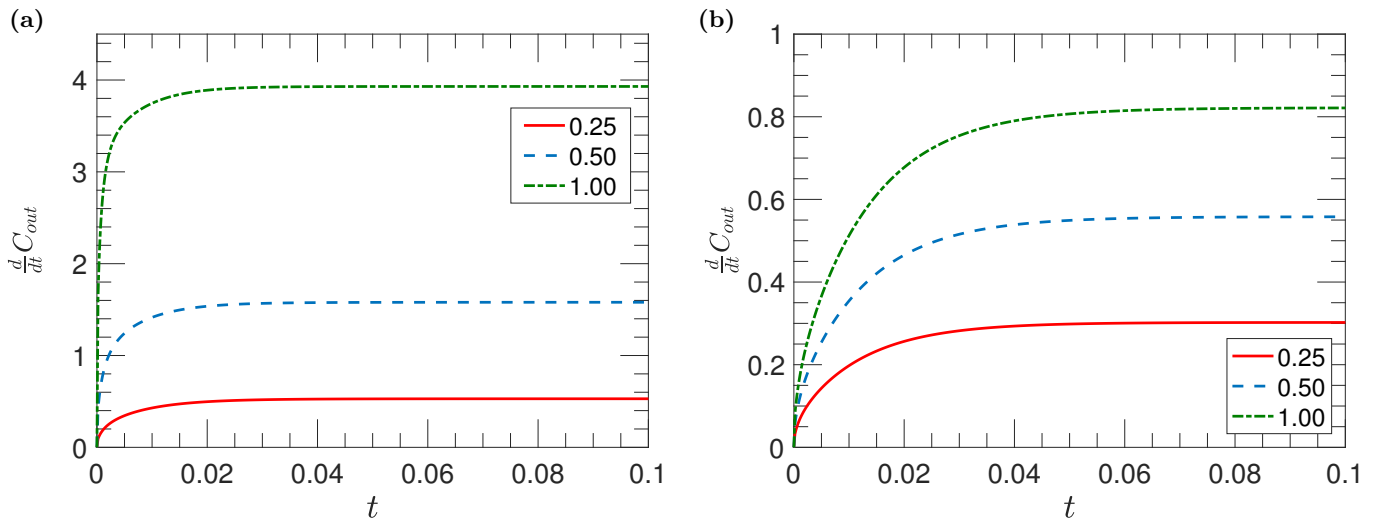
We also consider the  $\frac{d}{dt} C_{out}$  as a function of  $t$  for two choices of dissipation for various of  $c_0$ . The results are shown in Fig. 3. The time courses in Fig. 3 show that for different dissipations and different inputs,  $\frac{d}{dt} C_{out}$  tends to a constant, which is a function of input for a given dissipation.

Although the dissipation (48) and (49) are almost the same when near equilibrium, the above simulation results indicate that in a non-equilibrium setting, the input-output relationship might be very different for different choices of dissipations since the system is maintained far from equilibrium due to inputs of reactants through the boundary condition. This suggest that one might be able to determine the dissipation through experimental measurements and solving the inverse problem [73].

#### IV. SUMMARY

In this paper, we apply a generalized energetic variational approach (EnVarA) to a reversible chemical reaction system, which enables us to couple chemical reactions with other mechanical effects, such as the diffusion, as well as the thermal effect. In our approach, the chemical equilibrium (if it exists) is determined by the choice of free energy, and the dynamics of a chemical reaction is determined by the choice of the dissipation. The classical law of mass action can be derived through a particular form of the dissipation.

To distinguish the different choices of dissipation, we study a non-equilibrium reaction-diffusion with boundary effects. This system can be viewed as an abstract representation of a building block of complex biological networks, in which a enzyme that localize a particular chemical reactions and move reactants into products.



**FIG. 3:**  $\frac{d}{dt}C_{out}$  as a function of  $t$  for two choices of dissipation for various of  $c_0$  ( $c_0 = 1, 0.5$  and  $0.25$  from top to bottom in each figure). (a) Dissipation (48), (b) Dissipation (49).

Our simulation results show that the input-output of such a system depends on the choice of the dissipation. If the experimental system is reasonably reproducible, the dissipation mechanism can be obtained by experimental measurements and studying an inverse problem.

The energetic variational form proposed here also opens a new door to design a positiveness preserving and energy stable numerical schemes for reaction-diffusion type equations. For instance, such an energetic variational formulas will enable us to design Lagrangian-Eulerian schemes for reaction-diffusion systems by applying some recently developed methods for general diffusions [71, 74–76].

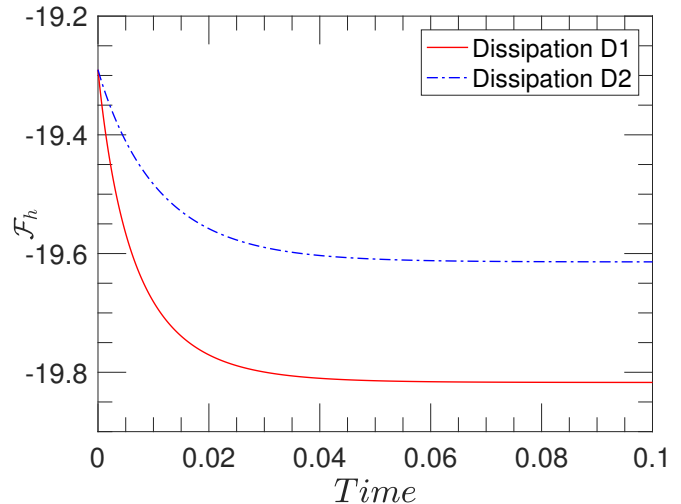
#### ACKNOWLEDGE

The authors acknowledge the partial support of NSF (Grant DMS-1759536). We thank Prof. Hong Qian, Prof. Huaxiong Huang and Dr. Shixin Xu for suggestions and helpful discussions.

#### Appendix A: Numerical Method

In the appendix, we give a detailed description of the numerical method that we used to study the reaction-diffusion system in Sec. III, which is based on the energetic variational formulation proposed in this paper.

From a numerical perspective, it is often a challenge to construct a numerical scheme that preserves the positivity and conservation of elements for reaction-diffusion systems [77, 78]. The energetic variational formulation presented in this paper opens a new door to design a positive, energy-stable numerical schemes to reaction-diffusion type equations.



**FIG. 4:** Change of discrete energy for two choices of dissipation with respect to time in numerical simulations ( $\tau = 10^{-4}$ ).

Here we only proposed a numerical scheme for the one-dimensional reaction-diffusion system considered in Sec. III. Our numerical discretization is based a discrete energetic variational approach [71, 79], which follows the strategy of “discretize-then-variation”. More specifically, we can adopt a finite difference scheme on staggered grid for the spatial discretization of  $R$  and the accumulated fluxes  $J_i = \int_0^t c_i u_i dt$  ( $i = A, B, C$ ). Assume  $[0, l]$  is the computational domain, let  $X_j = jh$  ( $j = 0, \dots, N$ ) be the equidistant grid point and  $X_{j+1/2} = (j + 1/2)h$  ( $j = 0, \dots, N - 1$ ) be the corresponding half-integer grid point, where  $h = l/N$ .

Let  $\mathcal{E}_N$  and  $\mathcal{C}_N$  be the spaces of functions defined on  $\{X_j \mid j = 0, \dots, N\}$  and  $\{X_{j+1/2} \mid j = 0, \dots, N - 1\}$ , respectively. We can approximate  $R$  and  $c_i$  in  $\mathcal{E}_N$  and



approximate  $J_i$  in  $\mathcal{C}_N$ . Then the kinematic  $c_i = c_i^0 + \sigma_i R + \partial_x J$  becomes

$$(c_i)_j(t) = (c_i^0)_j + \sigma_i R_j(t) + \frac{(J_i)_{j+1/2} - (J_i)_{j-1/2}}{h}, \quad (\text{A1})$$

where  $i = A, B, C$ . Inserting (A1) into (43), we get the discrete energy in terms of  $R_j$  and  $J_{j+1/2}$ . On the meantime, for the dissipation (48) and (49), the discrete dissipation functional can be written as

$$\mathcal{D}_h = \sum_{j=1}^N \Gamma(R'_j(t)) R'_j(t) + \sum_{k=1}^{N-1} \left( |(J_A)'_{k+1/2}|^2 + |(J_B)'_{k+1/2}|^2 + |(J_C)'_{k+1/2}|^2 \right).$$

By employing an discrete energetic variational approach, we get

$$\begin{cases} \Gamma(R'_j(t)) = -(\mu_A)_j - (\mu_B)_j + (\mu_C)_j \\ (J_i)'_{k+1/2} = \frac{(\mu_i)_{k+1} - (\mu_i)_k}{h}, \end{cases} \quad (\text{A2})$$

where

$$(\mu_i)_j^{n+1} = \ln(c_i)_j^{n+1} - \ln(c_{i,s})_j, \quad (\text{A3})$$

$j = 0, \dots, N$  and  $k = 0, \dots, N-1$ . The fully discrete scheme can be obtained by applying implicit Euler to (A2), that is

$$\begin{cases} \text{Gamma}\left(\frac{R_j^{n+1} - R_j^n}{\tau}\right) = \left(-\sum_{i=1}^3 \sigma_i (\mu_i)_j^{n+1}\right), \\ \frac{(J_i)_{k+1/2}^{n+1} - (J_i)_{k+1/2}^n}{\tau} = \frac{(\mu_i)_{k+1}^{n+1} - (\mu_i)_k^{n+1}}{h} / \end{cases} \quad (\text{A4})$$

As numerical test, we compute our system with  $c_0 = 0.25$  for the dissipation (48) and (49). The computed discrete free energy as a function of time is showed in Fig. 4. The simulation indicates that our numerical scheme is energy stable, although a careful numerical analysis is certainly needed.

- 
- [1] U. Alon, *Science* **301**, 1866 (2003).  
[2] T. Okada and A. Mochizuki, *Physical review letters* **117**, 048101 (2016).  
[3] J. Strutt, *Proceedings of the London Mathematical Society* **1**, 357 (1871).  
[4] L. Onsager, *Physical review* **37**, 405 (1931).  
[5] L. Onsager, *Physical review* **38**, 2265 (1931).  
[6] C. Liu, in *Multi-Scale Phenomena in Complex Fluids: Modeling, Analysis and Numerical Simulation* (World Scientific, 2009), pp. 286–337.  
[7] M.-H. Giga, A. Kirshtein, and C. Liu, *Handbook of mathematical analysis in mechanics of viscous fluids* pp. 1–41 (2017).  
[8] M. Grmela and H. C. Öttinger, *Physical Review E* **56**, 6620 (1997).  
[9] H. C. Öttinger and M. Grmela, *Physical Review E* **56**, 6633 (1997).  
[10] M. Grmela, *Journal of Physics Communications* **2**, 032001 (2018).  
[11] M. Pavelka, V. Klika, and M. Grmela, *Multiscale thermo-dynamics: introduction to GENERIC* (Walter de Gruyter GmbH & Co KG, 2018).  
[12] M. Doi, *Journal of Physics: Condensed Matter* **23**, 284118 (2011).  
[13] M. Doi, *Chin. Phys. B* **24**, 1674 (2015).  
[14] W.-A. Yong, *Physical Review E* **86**, 067101 (2012).  
[15] L. Peng, Y. Hu, and L. Hong, *The European Physical Journal E* **42**, 73 (2019).  
[16] H. Ge and H. Qian, *Physical Review E* **94**, 052150 (2016).  
[17] R. Chang and K. Goldsby, *Chemistry* (McGraw-Hill Education, 2015).  
[18] J. P. Keener and J. Sneyd, *Mathematical physiology*, vol. 1 (Springer, 1998).  
[19] P. Waage and C. M. Gulberg, *Journal of chemical education* **63**, 1044 (1986).  
[20] J. Wei, *The Journal of Chemical Physics* **36**, 1578 (1962).  
[21] D. Shear, *Journal of theoretical biology* **16**, 212 (1967).  
[22] N. Z. Shapiro and L. S. Shapley, *Journal of the Society for Industrial and Applied Mathematics* **13**, 353 (1965).  
[23] R. Aris, *Archive for rational mechanics and analysis* **19**, 81 (1965).  
[24] P. H. Sellers, *SIAM Journal on Applied Mathematics* **15**, 637 (1967).  
[25] R. Aris, *Archive for Rational Mechanics and Analysis* **27**, 356 (1968).  
[26] F. Horn and R. Jackson, *Archive for rational mechanics and analysis* **47**, 81 (1972).  
[27] G. F. Oster and A. S. Perelson, *Archive for rational mechanics and analysis* **55**, 230 (1974).  
[28] A. S. Perelson and G. F. Oster, *Archive for Rational Mechanics and Analysis* **57**, 31 (1974).  
[29] T. G. Kurtz, *The Journal of Chemical Physics* **57**, 2976 (1972).  
[30] H. Othmer, *Chemical Engineering Science* **31**, 993 (1976).  
[31] B. L. Clarke, *Stability of Complex Reaction Networks* (John Wiley & Sons, Ltd, 2007), pp. 1–215.  
[32] M. A. Biot, *Quarterly of Applied Mathematics* **39**, 517 (1982).  
[33] C. Truesdell, *Rational thermodynamics* (Springer, 1984).  
[34] P. Réti and L. Ropolyi, *Reaction Kinetics and Catalysis Letters* **25**, 109 (1984).  
[35] A. N. Beris, B. J. Edwards, B. J. Edwards, et al., *Thermodynamics of flowing systems: with internal microstructure*, 36 (Oxford University Press on Demand, 1994).  
[36] A. N. Gorban, I. V. Karlin, and A. Y. Zinovyev, *Physics Reports* **396**, 197 (2004).  
[37] A. Mielke, *Nonlinearity* **24**, 1329 (2011).  
[38] M. Grmela, *Physica D: Nonlinear Phenomena* **241**, 976

- (2012).
- [39] J. Keizer, *Statistical thermodynamics of nonequilibrium processes* (Springer Science & Business Media, 2012).
- [40] A. Mielke, *Discr. Cont. Dynam. Systems Ser. S* **6**, 479 (2013).
- [41] A. van der Schaft, S. Rao, and B. Jayawardhana, *SIAM Journal on Applied Mathematics* **73**, 953 (2013).
- [42] A. Gorban and V. Kolokoltsov, *Mathematical Modelling of Natural Phenomena* **10**, 16 (2015).
- [43] D. F. Anderson and T. G. Kurtz, *Stochastic analysis of biochemical systems*, vol. 1 (Springer, 2015).
- [44] D. F. Anderson, G. Craciun, M. Gopalkrishnan, and C. Wiuf, *Bulletin of mathematical biology* **77**, 1744 (2015).
- [45] R. Rao and M. Esposito, *Physical Review X* **6**, 041064 (2016).
- [46] H. Qian, S. Kjelstrup, A. B. Kolomeisky, and D. Bedeaux, *Journal of Physics: Condensed Matter* **28**, 153004 (2016).
- [47] H. Ge and H. Qian, *Journal of Statistical Physics* **166**, 190 (2017).
- [48] A. Mielke, R. I. Patterson, M. A. Peletier, and D. Michiel Renger, *SIAM Journal on Applied Mathematics* **77**, 1562 (2017).
- [49] J. Haskovec, S. Hittmeir, P. Markowich, and A. Mielke, *SIAM Journal on Mathematical Analysis* **50**, 1037 (2018).
- [50] M. Feinberg, *Foundations of Chemical Reaction Network Theory*, vol. 202 (Springer, 2019).
- [51] Z. Fang and C. Gao, *SIAM Journal on Applied Dynamical Systems* **18**, 1163 (2019).
- [52] A. N. Gorban, arXiv preprint arXiv:1902.05351 (2019).
- [53] M. A. Biot, *Journal of the Mechanics and Physics of Solids* **25**, 289 (1977).
- [54] D. Kondepudi and I. Prigogine, *Modern thermodynamics: from heat engines to dissipative structures* (John Wiley & Sons, 2014).
- [55] B. Eisenberg, Y. Hyon, and C. Liu, *The Journal of Chemical Physics* **133**, 104104 (2010).
- [56] V. I. Arnol'd, *Mathematical methods of classical mechanics*, vol. 60 (Springer Science & Business Media, 2013).
- [57] S. R. de Groot and P. Mazur, *Non-equilibrium Thermodynamics* (Courier Corporation, 1984).
- [58] Z. Schuss, *Siam Review* **22**, 119 (1980).
- [59] P. Van Rysselberghe, *The Journal of Chemical Physics* **36**, 1329 (1962).
- [60] M. Feinberg, *Archive for rational mechanics and analysis* **49**, 187 (1972).
- [61] J. Bataille, D. Edelen, and J. Kestin, *Journal of Non-Equilibrium Thermodynamics* **3**, 153 (1978).
- [62] A. Mielke, D. M. Renger, and M. A. Peletier, *Journal of Non-Equilibrium Thermodynamics* **41**, 141 (2016).
- [63] L. Desvillettes and K. Fellner, *Journal of mathematical analysis and applications* **319**, 157 (2006).
- [64] B. Perthame, in *Parabolic Equations in Biology* (Springer, 2015), pp. 1–21.
- [65] G. Lebon, D. Jou, and J. Casas-Vázquez, *Understanding non-equilibrium thermodynamics*, vol. 295 (Springer, 2008).
- [66] T. De Donder, *Mémoires de la Classe des sciences. Académie royale de Belgique. Collection in 8* **9**, 1 (1927).
- [67] T. De Donder, *Thermodynamic theory of affinity*, vol. 1 (Stanford university press, 1936).
- [68] F. Jülicher, A. Ajdari, and J. Prost, *Reviews of Modern Physics* **69**, 1269 (1997).
- [69] S. Fornari, A. Schäfer, M. Jucker, A. Goriely, and E. Kuhl, *Journal of the Royal Society Interface* **16**, 20190356 (2019).
- [70] A. Hawkins-Daarud, K. G. van der Zee, and J. Tinsley Oden, *International journal for numerical methods in biomedical engineering* **28**, 3 (2012).
- [71] C. Liu and Y. Wang, *Journal of Computational Physics* p. 109566 (2020).
- [72] R. Eisenberg, *Journal of Membrane Biology* **115**, 1 (1990).
- [73] M. Burger, R. S. Eisenberg, and H. W. Engl, *SIAM Journal on Applied Mathematics* **67**, 960 (2007).
- [74] O. Junge, D. Matthes, and H. Osberger, *SIAM Journal on Numerical Analysis* **55**, 419 (2017).
- [75] J. A. Carrillo, B. Düring, D. Matthes, and D. S. McCormick, *Journal of Scientific Computing* **75**, 1463 (2018).
- [76] J. A. Carrillo, K. Craig, and F. S. Patacchini, *Calculus of Variations and Partial Differential Equations* **58**, 53 (2019).
- [77] A. Sandu, *Journal of Computational Physics* **170**, 589 (2001).
- [78] L. Formaggia and A. Scotti, *SIAM Journal on Numerical Analysis* **49**, 1267 (2011).
- [79] C. Liu and Y. Wang, arXiv preprint arXiv:2003.10413 (2020).