

Dual Multi-head Co-attention for Multi-choice Reading Comprehension

Pengfei Zhu^{1,2,3}, Hai Zhao^{1,2,3,*} and Xiaoguang Li⁴

¹Department of Computer Science and Engineering, Shanghai Jiao Tong University

²Key Laboratory of Shanghai Education Commission for Intelligent Interaction and Cognitive Engineering, Shanghai Jiao Tong University, Shanghai, China

³MoE Key Lab of Artificial Intelligence, AI Institute, Shanghai Jiao Tong University, Shanghai, China

⁴Huawei Noah's Ark Lab

zhupf97@sjtu.edu.cn, zhaohai@cs.sjtu.edu.cn, lixianoguang11@huawei.com

Abstract

Multi-choice Machine Reading Comprehension (MRC) requires model to decide the correct answer from a set of answer options when given a passage and a question. Thus in addition to a powerful pre-trained Language Model as encoder, multi-choice MRC especially relies on a matching network design which is supposed to effectively capture the relationship among the triplet of passage, question and answers. While the latest pre-trained Language Models have shown powerful enough even without the support from a matching network, and the latest matching network has been complicated enough, we thus propose a novel going-back-to-the-basic solution which straightforwardly models the MRC relationship as attention mechanism inside network. The proposed **DU**al **MU**lti-head **CO**-Attention (DUMA) has been shown simple but effective and is capable of generally promoting pre-trained Language Models. Our proposed method is evaluated on two benchmark multi-choice MRC tasks, DREAM and RACE, showing that in terms of strong Language Models, DUMA may still boost the model to reach new state-of-the-art performance.

1 Introduction

Machine Reading Comprehension has been a heated topic and challenging problem, and various datasets and models have been proposed in recent years [Trischler *et al.*, 2017; Zhang *et al.*, 2018a; Nguyen *et al.*, 2016; Rajpurkar *et al.*, 2016; Hermann *et al.*, 2015; Sun *et al.*, 2019a; Lai *et al.*, 2017; Zhang *et al.*, 2018b; Zhu *et al.*, 2018b]. For the tasks of MRC, given passage and question, the task can be categorized as *generative* and *selective* according to its answer style [Baradaran *et al.*, 2020]. *Generative* tasks require the model to generate answers according to the passage and question, not limited to spans of the passage, while *selective* tasks give

Passage

Woman: *Has Tom moved to the downtown?*

Man: *No. He is still living in the country.*

Question

Where does Tom live?

Answer Options

In the city.

In the countryside.

In the downtown.

Figure 1: An example of DREAM dataset.

model several candidate answers to select the best one. Multi-choice MRC is a typical task in selective type, which is the focus of this paper. Figure 1 shows one example of DREAM dataset [Sun *et al.*, 2019a], whose task is to select the best answer among three candidates given particular passage and question.

For MRC, the procedure that calculating representations after encoding the passage and question separately, can be viewed as a two-level hierarchical process, 1) representation encoding; and 2) capturing the relationship among the triplet passage, question and answer, the latter of which has to be carefully handled by various matching networks such as DCMN [Zhang *et al.*, 2020]. The recent practice for MRC model building more and more relies on the encoder which commonly adopts a well pre-trained Language Models (LMs) such as BERT [Devlin *et al.*, 2018]. As the latest variant of the pre-trained LM such as ALBERT [Lan *et al.*, 2020] has shown its mightiness even without the support from a proper matching network, in the meantime, the latest matching network design (i.e., DCMN) has been complicated enough with an attempt to capture all perspective of the relationship among passage-question-answer triplet of MRC tasks, which motivates us to act on contravention. Instead of designing more complicated matching network patterns, we completely discard the idea of matching network which stacks encoders to perform the matching among the MRC triplet, and straightforwardly model the relationship of passage-question-answer as a sort of attention inside network.

Since attention mechanism was proposed [Bahdanau *et*

*Contact Author. This paper was partially supported by Key Projects of National Natural Science Foundation of China (U1836222 and 61733011).

et al., 2015] originally for Neural Machine Translation, it has been widely used in MRC tasks to model the relationship between passage and question, and has achieved significant improvement in all kinds of tasks [Seo *et al.*, 2017; Zhang *et al.*, 2018b; 2020]. Attention mechanism computes relationships of each word representation in one sequence to a target word representation in another sequence and aggregates them to form a final representation, which is commonly named as passage-to-question attention or question-to-passage attention.

Transformer [Vaswani *et al.*, 2017] uses self-attention mechanism to represent dependencies and relationships of different positions in one single sequence, which is an efficient method to obtain representations of sentences for global encoding. Since [Radford *et al.*, 2018; Devlin *et al.*, 2018] use it to improve the structure of pre-trained Language Models (LMs) [Peters *et al.*, 2018], many kinds of pre-trained LMs has been proposed to constantly refresh records of all kinds of tasks [Liu *et al.*, 2019; Lan *et al.*, 2020]. For pre-trained LMs, the more layer and bigger hidden size they use, the better performance they achieve. Benefited from large-scale unsupervised training data and multiple stacked layers, LMs are able to encode sentences into very deep and precise representations. Moreover, [Lan *et al.*, 2020] reveals the importance of generalization for models, that is parameter sharing among layers can efficiently improve the performance. However, training a LM has been a time and labor consuming work, which usually needs amounts of engineering works to explore parameter settings. The bigger the model is, the more resource it consumes and the harder it can be implemented. Moreover, despite the great success they achieve in different tasks, we find that for MRC tasks, using self-attention of the Transformer to model sequences is far from enough. No matter how deep the structure is, it suffers from the nature of self-attention, which is only drawing a global relationship, while for MRC tasks the passage and the question are remarkable different in contents and literal structures and the relationship between them necessarily needs to be considered. However, previous models [Bahdanau *et al.*, 2015; Seo *et al.*, 2017; Zhang *et al.*, 2020] either achieves very few improvement when applied on the top of LMs or use very complicated structure.

Inspired by the successful application of the latest pre-trained Language Models such as BERT and its later variants, we put forward a simplified design to effectively capture passage-question relationship for multi-choice MRC rather than seeking a complicated matching network pattern. In detail, we propose a very simple but extremely efficient **DUAL Multi-head Co-Attention (DUMA)** for MRC tasks to sufficiently represent relationships between passage and question, while efficiently cooperating with large pre-trained LMs. Our model is based on the Multi-head Attention module, which is the kernel module of Transformer encoder. Similar with BiDAF [Seo *et al.*, 2017], we use the bi-directional way to obtain a sufficient modeling of relationships. The contributions can be summarized as:

- 1) For MRC tasks, we investigate effects of previous attention models over large pre-trained LMs.
- 2) We propose a simple but extremely efficient **DUAL**

Multi-head Co-Attention (DUMA), and show its efficiency and superiority to previous models.

- 3) We have reached new state-of-the-art on two benchmark multi-choice MRC tasks, DREAM and RACE.

2 Related Works

[Bahdanau *et al.*, 2015] first propose attention mechanism for Neural Machine Translation. The jointly learning of alignment and translation significantly improves the performance. Since then, attention model has been introduced to all kinds of Natural Language Processing tasks and various of architectures has been proposed. [Seo *et al.*, 2017] uses a multi-stage architecture to hierarchically model representation of the passage, and uses a bi-directional attention flow. The above are works before pre-trained LMs was proposed, and are able to model the representations well on the top of traditional encoder such as Long Short-Term Memory (LSTM) [Hochreiter and Schmidhuber, 1997]. In fact, the experimental results show that they can still improve the representations of LMs, but the improvements are suboptimal.

Based on large-scale pre-trained LMs, [Zhang *et al.*, 2020] propose a sentence selection method to select more important sentences from passage to improve the matching representations, and considers interactions among answers for multi-choice MRC tasks. However, this matching network is so complicated and uses a pipeline method which may cause error accumulation. In a word, when applied on the top of pre-trained LMs, previous models are either too complicated or bring few improvement. Thus we design a model based on the Multi-head Attention, which holds very simple structure while can efficiently utilize well-modeled representations of pre-trained LMs.

3 Task Definition

Machine reading comprehension (MRC) tasks have to handle a triplet of passage P , question Q and answer A . When given the passage and question, the model is required to make a correct answer. The passage consists of multiple sentences, and its content can be dialogue, story, news and so on, depending on the domain of the dataset. The questions and corresponding answers are single sentences, which are usually much shorter than the passage. The target of multi-choice MRC is to select the correct answer from the candidate answer set $A = \{A_1, \dots, A_t\}$ for a given passage and question pair $\langle P, Q \rangle$, where t is the number of candidate answers. Formally, the model needs to learn a probability distribution function $F(A_1, A_2, \dots, A_t | P, Q)$.

4 Model

Figure 2 illustrates the overall architecture of our model. As usual, an encoder takes text sequence input, and a decoder is to perform the answer prediction, our proposed Dual Multi-head Co-Attention (DUMA) layers are between the encoder and the decoder.

4.1 Encoder

To encode input tokens into representations, we take pre-trained LMs as the encoder. To get global contextualized

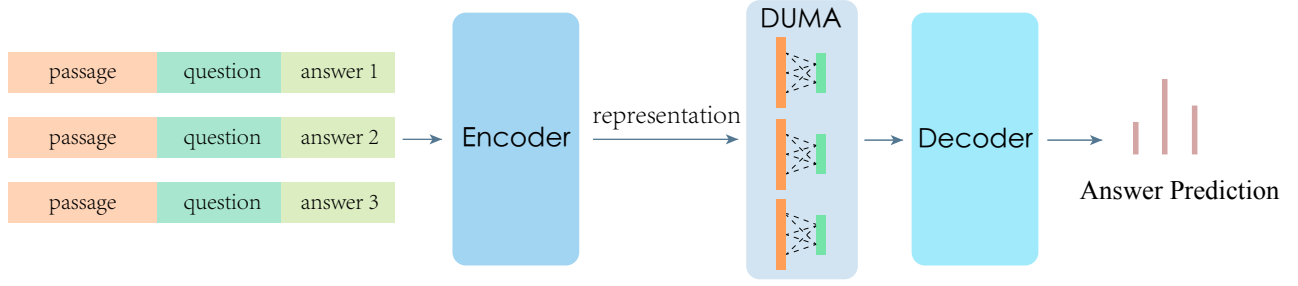


Figure 2: Overall model.

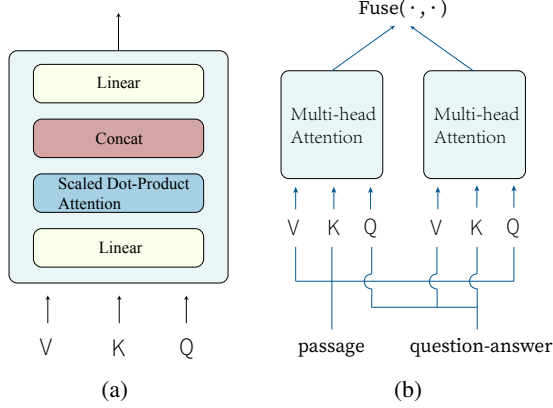


Figure 3: (a) Original Multi-head Attention. (b) Our Dual Multi-head Co-attention. The two Multi-head Attention module share parameters.

representation, for each different candidate answer, we concatenate its corresponding passage and question with it to form one sequence and then feed it into the encoder. Let $P = [p_1, p_2, \dots, p_m]$, $Q = [q_1, q_2, \dots, q_n]$, $A = [a_1, a_2, \dots, a_k]$ respectively denote the sequences of passage, question and a candidate answer, where p_i, q_i, a_i are tokens. The adopted encoder with encoding function $Enc(\cdot)$ takes the concatenation of P, Q and A as input, namely, $E = Enc(P \oplus Q \oplus A)$. The encoding output E has a form $[e_1, e_2, \dots, e_{m+n+k}]$, where e_i is a vector of fixed dimension d_{model} that represents the respective token.

4.2 Dual Multi-head Co-Attention

We use our proposed Dual Multi-head Co-Attention module to calculate attention representations of passage and question-answer. Figure 3(b) shows the details of our proposed DUMA design. Our model is based on the Multi-head Attention module [Vaswani *et al.*, 2017], which is shown in Figure 3(a). The proposed DUMA is the same as Multi-head Attention, while for the inputs, K and V are the same but Q is another sequence representation (Note this Q here denotes *Query* from the original paper, different from previous Q in this paper. And K, V are *Key, Value* respectively). We first separate the output representation from Encoder to get $E^P = [e_1^p, e_2^p, \dots, e_{l_p}^p]$ and $E^{QA} = [e_1^{qa}, e_2^{qa}, \dots, e_{l_{qa}}^{qa}]$,

where e_i^p, e_j^{qa} denote the i -th and j -th token representation of passage and question-answer respectively and l_p, l_{qa} are the length. Then we calculate the attention representations in a bi-directional way, that is, take E^P as *Query*, E^{QA} as *Key* and *Value*, and then E^{QA} as *Query*, E^P as *Key* and *Value*.

$$\text{Attention}(E^P, E^{QA}, E^{QA}) = \text{softmax}\left(\frac{E^P (E^{QA})^T}{\sqrt{d_k}}\right) E^{QA}$$

$$\text{head}_i = \text{Attention}(E^P W_i^Q, E^{QA} W_i^K, E^{QA} W_i^V)$$

$$\text{MHA}(E^P, E^{QA}, E^{QA}) = \text{Concat}(\text{head}_1, \dots, \text{head}_h) W^O$$

$$\text{MHA}_1 = \text{MHA}(E^P, E^{QA}, E^{QA})$$

$$\text{MHA}_2 = \text{MHA}(E^{QA}, E^P, E^P)$$

$$\text{DUMA}(E^P, E^{QA}) = \text{Fuse}(\text{MHA}_1, \text{MHA}_2) \quad (1)$$

where $W_i^Q \in \mathbb{R}^{d_{model} \times d_q}$, $W_i^K \in \mathbb{R}^{d_{model} \times d_k}$, $W_i^V \in \mathbb{R}^{d_{model} \times d_v}$, $W_i^O \in \mathbb{R}^{h d_v \times d_{model}}$ are parameter matrices, d_q, d_k, d_v denote the dimension of *Query* vectors, *Key* vectors and *Value* vectors, h denotes the number of heads, $\text{MHA}(\cdot)$ denotes Multi-head Attention and $\text{DUMA}(\cdot)$ denotes our Dual Multi-head Co-Attention. The $\text{Fuse}(\cdot, \cdot)$ function first uses mean pooling to pool the sequence outputs of $\text{MHA}(\cdot)$, and then aggregates the two pooled outputs through a fusing method. In Subsection 6.3, we investigate three fusing methods, namely element-wise multiplication, element-wise summation and concatenation.

4.3 Decoder

Our model decoder takes the outputs of DUMA and computes the probability distribution over answer options. Let A_i denote the i -th answer option, $O_i \in \mathbb{R}^l$ denote the output of i -th $\langle P, Q, A_i \rangle$ triplet, and A_r denote the correct answer option, the loss function is computed as:

$$O_i = \text{DUMA}(E^P, E^{QA_i})$$

$$L(A_r | P, Q) = -\log \frac{\exp(W^T O_r)}{\sum_{i=1}^s \exp(W^T O_i)}$$

where $W \in \mathbb{R}^l$ is a learnable parameter and s denotes the number of candidate answer options.

5 Experiments

Our proposed method is evaluated on two benchmark multi-choice MRC tasks, DREAM and RACE. Table 1 shows the

	DREAM	RACE
# of source documents	6,444	27,933
# of total questions	10,197	97,687
Extractive (%)	16.3	13.0
Abstractive (%)	83.7	87.0
Average answer length	5.3	5.3
# of answers per question	3	4
Avg./Max. # of turns per dialogue	4.7 / 48	-
Avg. passage length	85.9	321.9
Vocabulary size	13,037	136,629

Table 1: Statistical data of DREAM and RACE dataset. # denotes the number. “Extractive” means the answers are spans of the passage, and “Abstractive” means the answers are not spans.

model	dev	test
FTLM++ [Sun <i>et al.</i> , 2019a]	58.1*	58.2*
BERT _{large} [Devlin <i>et al.</i> , 2018]	66.0*	66.8*
XLNet [Yang <i>et al.</i> , 2019]	-	72.0*
RoBERTa _{large} [Liu <i>et al.</i> , 2019]	85.4*	85.0*
RoBERTa _{large} +MMM [Jin <i>et al.</i> , 2020]	88.0*	88.9*
ALBERT _{xxlarge} [Lan <i>et al.</i> , 2020]	89.2	88.5
Our model	89.3	90.4

Table 2: Results on DREAM dataset. Results denoted by * are from [Jin *et al.*, 2020].

related data statistics, in which RACE is a large-scale dataset covering a broad range of domains, and DREAM is a small dataset presenting passage in a form of dialogue.

DREAM DREAM [Sun *et al.*, 2019a] is a dialogue-based dataset for multiple-choice reading comprehension, which is collected from English exams. Each dialogue as the given passage has multiple questions and each question has three candidate answers. The most important feature of the dataset is that most of the questions are non-extractive and need reasoning from more than one sentence, so the dataset is small but still challenging.

RACE RACE [Lai *et al.*, 2017] is a large dataset collected from middle and high school English exams. Most of the questions also need reasoning, and domains of passages are diversified, ranging from news, story to ads.

5.1 Evaluation

For multi-choice MRC tasks, the evaluation criteria is accuracy, $acc = N^+/N$, where N^+ denotes the number of examples the model selects the correct answer, and N denotes the total number of evaluation examples.

5.2 Experimental Settings

Our model takes ALBERT_{xxlarge} as encoder, and one layer of DUMA. Using the pre-trained LM, our model training is done through a fine-tuning way for both tasks.

Our codes are written based on Transformers¹, and results of ALBERT and BERT models as baselines are our re-running unless otherwise specified.

For DREAM dataset, the learning rate is 1e-5, batch size is 24 and the warmup steps are 100. We train the model for

¹<https://github.com/huggingface/transformers>

model	test (M/H)	source
HAF [Zhu <i>et al.</i> , 2018a]	46.0(45.0/46.4)*	publication
MRU [Tay <i>et al.</i> , 2018]	50.4(57.7/47.4)*	
HCM [Wang <i>et al.</i> , 2018]	50.4(55.8/48.2)*	
MMN [Tang <i>et al.</i> , 2019]	54.7(61.1/52.2)*	
GPT [Radford <i>et al.</i> , 2018]	59.0(62.9/57.4)*	
RSM [Sun <i>et al.</i> , 2019b]	63.8(69.2/61.5)*	
OCN [Ran <i>et al.</i> , 2019]	71.7(76.7/69.6)*	
XLNet [Yang <i>et al.</i> , 2019]	81.8(85.5/80.2)*	
XLNet _{xxlarge} +DCMN+ [Zhang <i>et al.</i> , 2020]	82.8(86.5/81.3)*	
XLNet + DCMN+	82.8(86.5/81.3)	leaderboard
RoBERTa	83.2(86.5/81.8)	
DCMN+ (ensemble)	84.1(88.5/82.3)	
RoBERTa + MMM	85.0(89.1/83.3)	
ALBERT (single)	86.5(89.0/85.5)	
ALBERT (ensemble)	89.4(91.2/88.6)	
ALBERT _{xxlarge} [Lan <i>et al.</i> , 2020]	86.6(89.0/85.5) †	
ALBERT _{xxlarge} +DUMA	88.0(90.9/86.7)	our model

Table 3: Results on RACE dataset. Results denoted by * are from [Zhang *et al.*, 2020], and † are our re-running.

model	dev	test (M/H)
ALBERT _{xxlarge}	87.4	86.6(89.0/85.5)
ALBERT _{xxlarge} +DUMA	88.1(+0.7)	88.0(90.9/86.7)(+1.4)

Table 4: Comparison with ALBERT baseline on RACE dataset.

2 epochs. For RACE dataset, the learning rate is 1e-5, the batch size is 32 and the warmup steps are 1000. We train the model for 3 epochs. For each dataset, we use FP16 training from Apex² for accelerating the training process. We train the models on eight nVidia P40 GPUs. In the following Section 6, for other re-running or re-implementations including ALBERT_{base} baseline and ALBERT_{base} plus other models for comparison, we use the same learning rate, warmup steps and batch size as mentioned above, and choose the result on dev set that has stopped increasing for three checkpoints (382 steps for DREAM and 3000 steps for RACE).

5.3 Results

Tables 2, 3 and 4 show the experimental results. Our single models both achieves state-of-the-art performance for DREAM (single and ensemble) and RACE (single models). Table 3 shows our DUMA enhancement helps our model not only achieve the best accuracy among all existing single models but also outperform all the models in the RACE leaderboard³ except for the only ALBERT ensemble model.

6 Ablation Studies

We perform ablation experiments on the DREAM dataset to investigate key features of our proposed DUMA, such as attention modeling ability, structural simplicity, bi-directional setting and low coupling.

²<https://github.com/NVIDIA/apex>

³http://www.qizhexie.com/data/RACE_leaderboard

model	dev	test
ALBERT _{base}	64.51	64.43
+DUMA	67.06	67.56
+TB-DUMA	67.79	67.17

Table 5: Comparison between DUMA and TB-based DUMA on DREAM dataset.

model	dev	test
ALBERT _{base}	64.51	64.43
+Soft Attention [Bahdanau <i>et al.</i> , 2015]	66.32	65.36
+BiDAF [Seo <i>et al.</i> , 2017]	66.42	65.60
+DCMN ⁴ [Zhang <i>et al.</i> , 2020]	60.83	60.07
+DUMA	67.06	67.56

Table 6: Comparison among different models on DREAM dataset.

6.1 Comparison with Transformer Block

The kernel module of Transformer is one-layer encoder block, which consists of Multi-head Attention, layer normalization and Feed-Forward Network (FFN), as described in [Vaswani *et al.*, 2017]. In this paper, we call this module Transformer Block (TB). In consideration of the extensive application and great success of TB for global encoding, we investigate the difference between it and Multi-head Attention while modeling relationships between passage and question for MRC tasks. Thus, we use TB to replace the Multi-head Attention module in our DUMA to form TB-based DUMA (TB-DUMA) model. Table 5 shows the results. It can be seen that TB has no obvious difference with Multi-head Attention in modeling relationships. However, our proposed DUMA holds more straightforward structure and equally efficient performance.

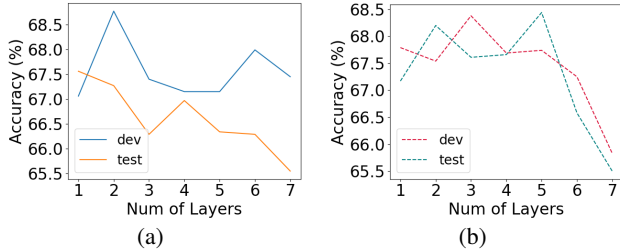


Figure 4: (a) Different numbers of DUMA layers on DREAM dataset. (b) Different numbers of TB-DUMA layers on DREAM dataset.

6.2 Comparison with Related Models

We compare our attention model with several representative works, which have been discussed in Section 2. Soft Attention [Bahdanau *et al.*, 2015] and BiDAF [Seo *et al.*, 2017] are originally based on traditional encoder such as LSTM [Hochreiter and Schmidhuber, 1997], and DCMN [Zhang *et*

⁴The results of ALBERT+DCMN are our re-running, instead of re-implementations, of official code, which we obtained through personal communication with its authors.

model	dev	test
ALBERT _{base}	64.51	64.43
element-wise multiplication	65.29	64.58
element-wise summation	66.32	65.51
concatenation	67.06	67.56

Table 7: Comparison among different implementation of the fusing method on DREAM dataset. The last three rows are our DUMA applying three kinds of implementations.

model	para. num.
ALBERT _{base}	11.7M
+Soft Attention [Bahdanau <i>et al.</i> , 2015]	13.5M (+1.8M)
+BiDAF [Seo <i>et al.</i> , 2017]	12.0M (+0.3M)
+DCMN [Zhang <i>et al.</i> , 2020]	19.4M (+7.7M)
+DUMA	13.5M (+1.8M)

Table 8: Comparison of number of parameters among different models. The models are same as listed in Table 6.

et al., 2020] is based on pre-trained LM namely BERT [Devlin *et al.*, 2018]. Soft Attention is originally for Neural Machine Translation, and to apply it into multi-choice MRC, we multiply the attention matrix with passage representations to obtain question-aware passage representations, and then feed them into the decoder. BiDAF directly outputs question-aware passage representations. Table 6 compares the effectiveness of various attention mechanism or matching network designs. Note that the proposed DUMA outperforms all other models. Moreover, DCMN adopts a much more complicated model structure design for better matching, while our DUMA achieves the absolutely highest accuracy with a much simpler structure.

6.3 Investigation of Fusing Method

We investigate different implementations of fusing function from equation (1). The results are shown in Table 7. We see that concatenation is optimal because it retains the matching information and lets network learn to fuse them dynamically.

6.4 Number of Parameters

We compare number of parameters among different models in Table 8. BiDAF requires the least model enlargement, however it is far less effective than our model. Besides, our model enlargement is far less than DCMN. Our DUMA can obtain the best performance while requiring a little model enlargement.

6.5 Number of DUMA Layers

We stack more than one layer of our DUMA, that is to make passage and question-answer interact more than once to obtain deeper representations. Besides, we make them share parameters, which is the same as ALBERT. Figure 4(a) shows the results. We can see that the overall trend of performance is decreasing. It is probably because interacting once offered by the attention mechanism is enough to capture the relationships between the passage and question-answer, and stacking more layers may disorder the well-modeled representations and make the model harder to be trained. Note that ALBERT

model	dev	test	avg
ALBERT _{base}	64.51	64.43	64.47
P-to-Q	64.61(+0.1)	64.72(+0.29)	64.67(+0.2)
Q-to-P	66.76(+2.25)	66.29(+1.86)	66.53(+2.06)
Both (DUMA)	67.06(+2.55)	67.56(+3.13)	67.31(+2.84)

Table 9: Bi-directional vs. uni-directional attentions on DREAM dataset.

model	dev	test	avg
ALBERT _{base}	64.51	64.43	64.47
+DUMA	67.06(+2.55)	67.56(+3.13)	67.31(+2.84)
BERT _{base}	61.18	61.54	61.36
+DUMA	62.94(+1.76)	62.32(+0.78)	62.63(+1.27)

Table 10: Results using BERT as encoder on DREAM dataset. Results of BERT_{base} are our re-running.

stacks Transformer Blocks (described in Subsection 6.1), but not only Multi-head Attention modules as our DUMA, which raise a doubt that it is the lack of layer normalization and FFN that makes the DUMA improper for stacking deeper network. Thus we further conduct an ablation study by replacing the Multi-head Attention in DUMA with TB (as TB-DUMA). The results are given in Figure 4(b), showing the same performance trend as the original DUMA, which again verifies the effectiveness of our one-layer attention design.

6.6 Effect of Bi-direction

As figured out by [Zhang *et al.*, 2020], bi-directional matching is a very important feature for sufficiently modeling the relationship between passage and question. To investigate the effect, we perform experiments on two ablation settings, namely P-to-Q only and Q-to-P only. In other words, we respectively remove the right part and left part of our DUMA (two parts are shown in Figure 3(b)). Table 9 shows the results. We see that for bi-directional model, the overall improvement is 2.84%, while for uni-directional model the improvement is only 2.06% at most. The setting of bi-direction significantly improves the performance, which reveals its efficiency for modeling the relationship and agrees to the conclusion of [Zhang *et al.*, 2020].

6.7 Cooperation with other Pre-trained LMs

Though the proposed DUMA is supposed to enhance state-of-the-art pre-trained LM like ALBERT, we argue that it is generally effective for less advanced models. Thus we simply replace the adopted ALBERT by its early variant BERT to examine the effectiveness of DUMA. Table 10 shows the results. We see that our model can be easily transferred to other pre-trained LMs, and it can be seemed as an efficient module for modeling relationships among passage, question and answer for MRC.

6.8 Effect of Self-attention

Our overall architecture can be split into two steps from the view of attention, of which the first is self-attention and the second is co-attention. To examine whether the structure can be further simplified, that is only using co-attention, we

model	dev	test
ALBERT _{base} (SA)	64.51	64.43
ALBERT _{base} (SA) + DUMA (CA)	67.06	67.56
ALBERT _{base} (SA+CA)	41.18	40.08

Table 11: Results with and without self-attention on DREAM dataset. “SA” means self-attention and “CA” means co-attention. “SA+CA” means straightforwardly using CA to replace SA in ALBERT.

straightforwardly change all of the Multi-head Self-attention of ALBERT model to our Dual Multi-head Co-attention, while still using its pre-trained parameters. The results are shown in Table 11, showing that putting co-attention directly into ALBERT model may lead to much poorer performance compared to the original ALBERT and our ALBERT+DUMA integration way. To conclude, a better way for modeling is our pre-trained LM plus DUMA model, which is to firstly build a global relationship using self-attention of the well trained encoder and then further enhance the relationship between passage and question-answer and distill more matching information using co-attention.

7 Comparison of Predictions

Table 12 shows a hard example which needs to capture important relationships and matching information. Benefited from well-modeled relationship representations, DUMA can better distill important matching information between passage and question-answer.

Passage	Woman: <i>So, you have three days off, what are you going to do?</i> Man: <i>Well, I probably will rent some movies with my friend bob.</i>			
Question	<i>What will the man probably do?</i>			
Answer options	1) <i>Ask for a three-day leave.</i> 2) <i>Go out with his friend.</i> 3) <i>Watch films at home.</i> ✓			
ALBERT	+BiDAF	+Sf Att	+DCMN	+DUMA
Predictions	1)	1)	2)	3) ✓

Table 12: Predictions of different models. Four models are same as listed in table 6, and “Sf Att” means Soft Attention.

8 Conclusion

In this paper, we propose a novel **D**ual **M**ulti-head **C**o-Attention (DUMA) to model the relationships among passage, question and answer for multi-choice MRC tasks, which is able to cooperate with popular large-scale pre-trained Language Models. Besides, we investigate previous attention mechanisms or matching networks applied on the top of pre-trained Language Models, and our model is shown as optimal through extensive ablation studies, which achieves the best performance while still holds adequate simple structure.

Our proposed DUMA enhancement has been verified effective on two benchmark multi-choice MRC tasks, DREAM and RACE, which achieves new state-of-the-art over strong pre-trained Language Model baselines.

References

- [Bahdanau *et al.*, 2015] Dzmitry Bahdanau, Kyunghyun Cho, and Yoshua Bengio. Neural machine translation by jointly learning to align and translate. *ICLR*, 2015.
- [Baradaran *et al.*, 2020] Razieh Baradaran, Razieh Ghiasi, and Hossein Amirkhani. A survey on machine reading comprehension systems. *arXiv preprint arXiv:2001.01582*, 2020.
- [Devlin *et al.*, 2018] Jacob Devlin, Ming-Wei Chang, Kenton Lee, and Kristina Toutanova. BERT: Pre-training of deep bidirectional transformers for language understanding. *arXiv preprint arXiv:1810.04805*, 2018.
- [Hermann *et al.*, 2015] Karl Moritz Hermann, Tomas Kocisky, Edward Grefenstette, Lasse Espeholt, Will Kay, Mustafa Suleyman, and Phil Blunsom. Teaching machines to read and comprehend. *NIPS*, 2015.
- [Hochreiter and Schmidhuber, 1997] Sepp Hochreiter and Jurgen Schmidhuber. Long short-term memory. *Neural Computation*, 1997.
- [Jin *et al.*, 2020] Di Jin, Shuyang Gao, Jiun-Yu Kao, Tagyoung Chung, and Dilek Hakkani-tur. MMM: Multi-stage multi-task learning for multi-choice reading comprehension. *AAAI*, 2020.
- [Lai *et al.*, 2017] Guokun Lai, Qizhe Xie, Hanxiao Liu, Yiming Yang, and Eduard Hovy. RACE: Large-scale reading comprehension dataset from examinations. *EMNLP*, 2017.
- [Lan *et al.*, 2020] Zhenzhong Lan, Mingda Chen, Sebastian Goodman, Kevin Gimpel, Piyush Sharma, and Radu Soricut. ALBERT: A lite BERT for self-supervised learning of language representations. *ICLR*, 2020.
- [Liu *et al.*, 2019] Yinhan Liu, Myle Ott, Naman Goyal, Jingfei Du, Mandar Joshi, Danqi Chen, Omer Levy, Mike Lewis, Luke Zettlemoyer, and Veselin Stoyanov. RoBERTa: A robustly optimized BERT pretraining approach. *arXiv preprint arXiv:1907.11692*, 2019.
- [Nguyen *et al.*, 2016] Tri Nguyen, Mir Rosenberg, Xia Song, Jianfeng Gao, Saurabh Tiwary, Rangan Majumder, and Li Deng. Ms marco: A human generated machine reading comprehension dataset. *NIPS*, 2016.
- [Peters *et al.*, 2018] Matthew Peters, Mark Neumann, Mohit Iyyer, Matt Gardner, Christopher Clark, Kenton Lee, and Luke Zettlemoyer. Deep contextualized word representations. *NAACL-HLT*, 2018.
- [Radford *et al.*, 2018] Alec Radford, Karthik Narasimhan, Tim Salimans, and Ilya Sutskever. Improving language understanding with unsupervised learning. *Technical report, OpenAI*, 2018.
- [Rajpurkar *et al.*, 2016] Pranav Rajpurkar, Jian Zhang, Konstantin Lopyrev, and Percy Liang. Squad: 100,000+ questions for machine comprehension of text. *EMNLP*, 2016.
- [Ran *et al.*, 2019] Qiu Ran, Peng Li, Weiwei Hu, and Jie Zhou. Option comparison network for multiple-choice reading comprehension. *arXiv preprint arXiv:1903.03033*, 2019.
- [Seo *et al.*, 2017] Minjoon Seo, Aniruddha Kembhavi, Ali Farhadi, and Hananneh Hajishirzi. Bi-directional attention flow for machine comprehension. *ICLR*, 2017.
- [Sun *et al.*, 2019a] Kai Sun, Dian Yu, Jianshu Chen, Dong Yu, Yejin Choi, and Claire Cardie. DREAM: A challenge dataset and models for dialogue-based reading comprehension. *TACL*, 2019.
- [Sun *et al.*, 2019b] Kai Sun, Dian Yu, Dong Yu, and Claire Cardie. Improving machine reading comprehension with general reading strategies. *NAACL-HLT*, 2019.
- [Tang *et al.*, 2019] Min Tang, Jiaran Cai, and Hankz Hankui Zhuo. Multi-matching network for multiple choice reading comprehension. *AAAI*, 2019.
- [Tay *et al.*, 2018] Yi Tay, Luu Anh Tuan, and Siu Cheung Hui. Multi-range reasoning for machine comprehension. *arXiv preprint arXiv:1803.09074*, 2018.
- [Trischler *et al.*, 2017] Adam Trischler, Tong Wang, Xingdi Yuan, Justin Harris, Alessandro Sordani, Philip Bachman, and Kaheer Suleman. Newsqa: A machine comprehension dataset. *Proceedings of the 2nd Workshop on Representation Learning for NLP*, 2017.
- [Vaswani *et al.*, 2017] Ashish Vaswani, Noam Shazeer, Niki Parmar, Jakob Uszkoreit, Llion Jones, Aidan N. Gomez, Lukasz Kaiser, and Illia Polosukhin. Attention is all you need. *NIPS*, 2017.
- [Wang *et al.*, 2018] Shuohang Wang, Mo Yu, Shiyu Chang, and Jing Jiang. A co-matching model for multi-choice reading comprehension. *ACL*, 2018.
- [Yang *et al.*, 2019] Zhilin Yang, Zihang Dai, Yiming Yang, Jaime Carbonell, Ruslan Salakhutdinov, and Quoc V. Le. XLNet: Generalized autoregressive pretraining for language understanding. *arXiv preprint arXiv:1906.08237*, 2019.
- [Zhang *et al.*, 2018a] Zhuosheng Zhang, Yafang Huang, Pengfei Zhu, and Hai Zhao. Effective character-augmented word embedding for machine reading comprehension. *NLPCC*, 2018.
- [Zhang *et al.*, 2018b] Zhuosheng Zhang, Jiangtong Li, Pengfei Zhu, Hai Zhao, and Gongshen Liu. Modeling multi-turn conversation with deep utterance aggregation. *COLING*, 2018.
- [Zhang *et al.*, 2020] Shuailiang Zhang, Hai Zhao, Yuwei Wu, Zhuosheng Zhang, Xi Zhou, and Xiang Zhou. DCMN+: Dual co-matching network for multi-choice reading comprehension. *AAAI*, 2020.

- [Zhu *et al.*, 2018a] Haichao Zhu, Furu Wei, Bing Qin, and Ting Liu. Hierarchical attention flow for multiple-choice reading comprehension. *AAAI*, 2018.
- [Zhu *et al.*, 2018b] Pengfei Zhu, Zhuosheng Zhang, Jiang-tong Li, Yafang Huang, and Hai Zhao. Lingke: A fine-grained multi-turn chatbot for customer service. *COLING DEMO*, 2018.