

Article

Dephasing-assisted macrospin transport

S. Iubini,^{1,2,*} S. Borlenghi³, A. Delin^{3,4}, S. Lepri^{1,5}, F. Piazza^{6,7}¹ Consiglio Nazionale delle Ricerche, Istituto dei Sistemi Complessi, via Madonna del Piano 10, I-50019 Sesto Fiorentino, Italy² Dipartimento di Fisica e Astronomia, Università di Padova, via F. Marzolo 8 I-35131, Padova, Italy³ Department of Applied Physics, School of Engineering Sciences, KTH Royal Institute of Technology, Electrum 229, SE-16440 Kista, Sweden⁴ Department of Physics and Astronomy, Materials Theory Division, Uppsala University, Box 516, SE-75120 Uppsala, Sweden⁵ Istituto Nazionale di Fisica Nucleare, Sezione di Firenze, via G. Sansone 1 I-50019, Sesto Fiorentino, Italy⁶ Centre de Biophysique Moléculaire, (CBM), CNRS-UPR 4301, Rue C. Sadron, 45071, Orléans, France⁷ Université d'Orléans, Château de la Source, 45071 Orléans Cedex, France

* Correspondence: stefano.iubini@fi.isc.cnr.it

Academic Editors: C. Meija-Monasterio and L. Rondoni

Version May 26, 2022 submitted to Entropy

Abstract: Transport phenomena are ubiquitous in physics, and it is generally understood that the environmental disorder and noise deteriorates the transfer of excitations. There are however cases in which transport can be enhanced by fluctuations. In the present work we show, by means of micromagnetics simulations, that transport efficiency in a chain of classical macrospins can be greatly increased by an optimal level of *dephasing noise*. We demonstrate also the same effect in a simplified model, the dissipative Discrete Nonlinear Schrödinger equation subject to phase noise. Our results point towards the realisation of a large class of magnonics and spintronics devices, where disorder and noise can be used to enhance spin-dependent transport efficiency.

Keywords: Noise and transport; Micromagnetic simulations; Discrete Nonlinear Schrödinger model; open systems

PACS: 05.60.-k, 05.70.Ln, 63.20.Pw

1. Introduction

Dissipation and fluctuations due to interaction between a system and the environment play a crucial role in transport and relaxation processes. The understanding of the resulting non-equilibrium states is one of the main aims of contemporary statistical mechanics [1]. Also, small open systems display many special properties with respect to their macroscopic counterparts due to finite-size fluctuations, reduced dimensionality, boundary effects, disorder etc [2,3]. Among countless examples of applications, we may mention heat transfer in nanoscale systems and nanophononics [4]. Also, in the last three decades, magnonics and spintronics emerged as new research fields that aim at using the spin degree of freedom in electronics devices [5,6], in the form of spin waves and spin dependent electrical currents. This field has grown enormously in recent years, since it offers promising opportunities for reliable ultrafast nano-size electronics that can be controlled by a variety of means, including electrical currents, magnetic fields and temperature gradients.

Spin-caloritronics [7–9] concerns precisely the coupled spin/heat transport in systems with non-uniform temperature. The wide interest in these types of setups is due to their potential for energy efficient electronics, where heat flows can be used to control information [10,11]. However, in magnonic

devices, especially arrays of nano disks and spin-transfer nano oscillators [12], the sample-to-sample variability and the noise from the environment are deleterious for the synchronisation and transport performance.

On general grounds, there are many situations in which stochastic fluctuations may play a constructive role in enhancing the response of nonlinear systems to an external coherent driving. Known examples are the enhancement of the decay time from a meta-stable state (noise-enhanced stability [13]), the synchronization with a weak periodic input signal (stochastic resonance [14]), the regularization of the response at a given optimal noise intensity like coherence resonance [15]) and resonant activation [16].

A decade ago, it was shown that transport in quantum dissipative systems can be enhanced by the presence of pure dephasing noise [17,18]. This counter-intuitive phenomenon occurs in disordered systems, where different local frequencies suppress coherent transport, and a certain level of dephasing noise can broaden the resonance lines of neighbouring sites, allowing for the population transfer. This effect appears as a general feature of quantum systems, which can be described using the language of (Markovian or not) quantum master equations. This discovery fostered an intense research activity, aimed at understanding and exploiting dephasing in a variety of systems, including quantum dots [19], optical fibers [20], photosynthetic reactions [21–23] and other biological systems [24]. Recently, noise-assisted transport has been studied experimentally in a chain of trapped atomic ions [25].

In this paper, we show that dephasing-assisted spin transport occurs in a chain of *classical* coupled (macro)spins governed by the Landau-Lifshitz-Gilbert (LLG) equation. The system is described in Section 2. In this context the effect emerges from the competition between phase coherence and phase noise and does not require intrinsically quantum-mechanical effects. The effect will be first demonstrated in Section 3 by micromagnetic simulations of the full LLG equation. To get further insights, we give in Section 4 a reduced effective description through the non-equilibrium discrete nonlinear Schrödinger equation (DNLS) [26–29] that constitutes an approximation of the LLG equation for small amplitude deviations of the spins from their equilibrium position [12].

2. The system: microscopic and macroscopic descriptions

The system studied here consists of a chain of $N = 10$ Permalloy (Py) nano disks coupled through dipolar magnetic interaction, shown in Fig.1. Hereafter we briefly describe the dynamics of the chain, we refer to Ref.[12,30,31] for a thorough discussion. The dynamics of the magnetisation $\mathbf{M}(\mathbf{r}, t)$ depends on the position \mathbf{r} inside each of the $n = 1, \dots, N$ disks and is described by the LLG equation of motion:

$$\dot{\mathbf{M}} = \gamma \mathbf{M} \times \mathbf{H}_{\text{eff}} + \frac{\alpha}{M_s} \mathbf{M} \times \dot{\mathbf{M}}. \quad (1)$$

The first term in Eq.1, proportional to the gyromagnetic ratio γ , describes the precession of the magnetisation vector $\mathbf{M}(\mathbf{r}, t)$ around the effective field \mathbf{H}_{eff} , while the second term accounts for energy dissipation at a rate proportional to the phenomenological Gilbert damping parameter α . The saturation magnetisation M_s is the norm of the magnetisation, conserved during the dynamics, which depends on the material properties and sample geometry.

The effective field

$$\mathbf{H}_{\text{eff}} = \mathbf{H}_{\text{ext}} + \mathbf{H}_{\text{exc}} + \mathbf{H}_{\text{dip}} + \mathbf{H}_{\text{th}}, \quad (2)$$

is the sum of four contributions. First comes the applied field $\mathbf{H}_{\text{ext}} = H\hat{\mathbf{z}}$, which defines the precession axis of the magnetisation $\hat{\mathbf{z}}$. Then, the exchange field \mathbf{H}_{exc} (proportional to the exchange stiffness A) is the short-range interaction that accounts for the coherent precession of the magnetisation inside each disk. The third term is the dipolar field \mathbf{H}_{dip} , which contains contributions from volume and surface charges. The dipolar field acts as a demagnetising field in each disk and is responsible for the coupling

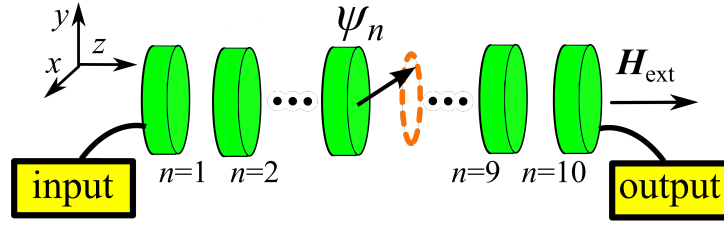


Figure 1. Sketch of the system, consisting of 10 Py nano-disks coupled through the magneto-dipolar interaction. The magnetisation in the first disk (input) is tilted away from equilibrium. The transport efficiency is the integrated SW power in the last disk (output).

between the disks and the nonlinearity of the dynamics [12]. Thermal fluctuations in each disk are modelled by the stochastic field

$$\mathbf{H}_{\text{th}} = \sqrt{DT} [h_x^{\text{th}}(\mathbf{r}, t), h_y^{\text{th}}(\mathbf{r}, t), h_z^{\text{th}}(\mathbf{r}, t)]. \quad (3)$$

Here T is the temperature of the thermal bath and

$$D = \frac{2\alpha k_B}{\gamma \mu_0 V M_s}, \quad (4)$$

where k_B is the Boltzmann constant, μ_0 the vacuum magnetic permeability and V the elementary volume containing the magnetisation vector \mathbf{M} . In finite-element micromagnetics simulations, the latter corresponds to the volume of the mesh elements. Each component of the thermal field is modelled as a Gaussian random variable with zero average and correlation $\langle h_i^{\text{th}}(\mathbf{r}, t), h_j^{\text{th}}(\mathbf{r}, t') \rangle = \delta(\mathbf{r} - \mathbf{r}') \delta(t - t') \delta_{ij}$ with $i, j = x, y, z$.

In this paper we consider a chain of Permalloy nanodisks with thickness $t = 3$ nm, radius $R = 20$ nm, and an interlayer distance $d = 3$ nm. The applied field $\mathbf{H}_{\text{ext}} = 1$ T defines the precession axis of the magnetisation along the $\hat{\mathbf{z}}$ direction. The exchange stiffness $A = 10^{-11}$ J/m corresponds to that of Permalloy, while the other micromagnetics parameters are $M_s = 0.94\text{T}/\mu_0$, $\alpha = 8 \times 10^{-3}$, and $\gamma = 1.873 \times 10^{11}$ rad s $^{-1}$ T $^{-1}$. Those parameters are taken from Ref.[32] The evolution of the disk chain was performed at the microscopic level by solving Eq. (1) with the N MAG software [33], using a tetrahedral finite element mesh with maximum size of 3 nm, of the order of the Permalloy exchange length.

In nano disks with radius of a few hundreds of nm, the magnetisation precession typically exhibits several precession normal modes [32,34]. For significantly smaller nanodisks, like in our case, one can verify that the only mode that is effectively active is the uniform one (i.e. a uniform, phase coherent magnetisation precession over the disk volume) [34]. In this regime the system can be reduced to an ensemble of coupled macrospins defined as $\mathbf{M}^n(t) = \frac{1}{V_n} \int_{V_n} \mathbf{M}(\mathbf{r}_n, t) d^3r_n$.¹ It is thus convenient to introduce the complex Spin Wave (SW) amplitude [12]

$$\psi_n = \frac{M_x^n + iM_y^n}{\sqrt{2M_s(M_s + M_z^n)}}. \quad (5)$$

By writing Eq. (5) as $\psi_n = \sqrt{p_n(t)} e^{i\phi_n(t)}$, one can see that the phase $\phi_n(t)$ describes the precession of \mathbf{M}^n in the x - y plane, while $p_n = |\psi_n|^2$ is the local SW power. From these definitions, it follows that the

¹ Note that here V_n is the volume of each disk and not the volume element that enters the diffusion constant in Eq.(4)

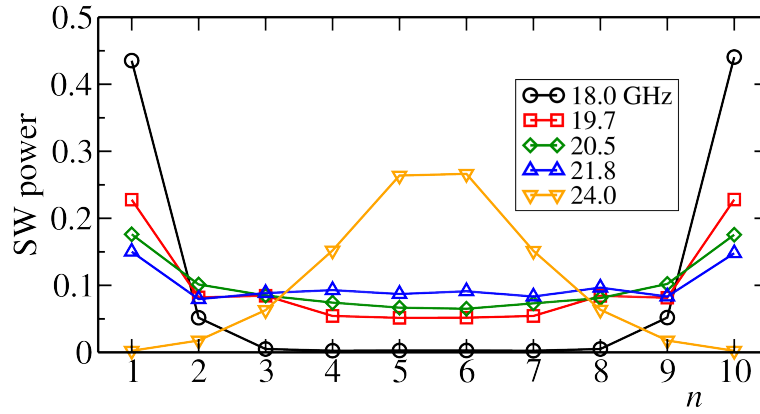


Figure 2. Time-average of the SW powers of each collective mode, obtained by exciting the dynamics with a uniform time-dependent magnetic field with the frequencies of the modes until the system reaches a steady state. The simulations were performed at zero temperature. The total SW power of each profile is normalized to one for better comparison.

equilibrium solution $M^n = M_s \hat{z}$ corresponds to a vanishing SW field with $p_n = 0$. More in general, the macroscopic spin dynamics of the disk chain can be mapped to the evolution of a system of damped oscillators described by complex variables [31], as discussed in Section 4.

Before presenting the main results, it is useful to understand the nature of the collective excitations of the disk array. A way to evaluate empirically the spin-wave spectrum is to first determine the main frequency peaks ω_n appearing in the Fourier transform of the total magnetization $\sum_n M^n$, as done in Ref. [31]. From micromagnetics simulations with the parameters given above, we have found that there are five main components at frequencies $\omega_1 = 18.0$, $\omega_2 = 19.7$, $\omega_3 = 20.5$, $\omega_4 = 21.8$ and $\omega_5 = 24.0$ GHz. Since each disk behaves as a magnetic dipole, aligning the disks in a chain gives a structure where the intensity of the dipolar field, which controls the frequencies, is symmetric around the centre of the chain, yielding a double degeneracy of the spectrum.

To determine the spatial structure of the spin-wave modes in an effective way, we apply a uniform time-dependent magnetic field oscillating at the frequencies of the modes and measure the average profile of the spin-wave powers p_n in the steady state. The simulations were performed at zero temperature. The resulting profiles are displayed in Fig. 2. The profiles are symmetric with respect to the chain center. Moreover the mode with the highest-frequency $\omega_5 = 24.0$ GHz differs from the others being localized on the two central disks. Although the disk chain is not an intrinsically disordered system, the quite well localized nature of its collective modes indicates that effective SW transport is limited to a restricted dynamical regime where the macrospins perform coherent nonlocal oscillations. On the other hand, spatially localized excitations are quickly damped by the Gilbert dissipative term in Eq. 1.

3. Micromagnetics simulations with dephasing noise

Here we are interested on the effect of pure dephasing noise on the disks dynamics. In principle, this could be physically realized by introducing a suitable random modulation of the external applied field, varying on much faster time-scales with respect to the typical precession period of the macrospins. The strength of the randomness should be the main accessible control parameter. To implement dephasing in the model, at each time step τ of the numerical solution of the LLG equation, we transform the magnetisation in each disk as $M^n \rightarrow R_z(\Theta_n)M^n$, where R_z is a rotation matrix by a random angle Θ_n around the z axis ($R_z(0)$ being the identity matrix). The angles Θ_n are independent, identically distributed Gaussian variables with zero average and a standard deviation equal to $\theta_c \sqrt{\tau}$,

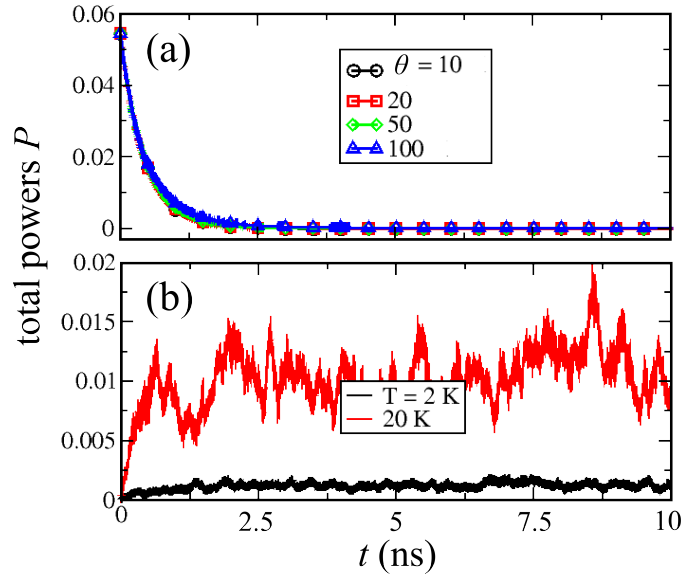


Figure 3. Total SW power P vs time for different values of the dephasing noise amplitude θ [panel a)] and of the bath temperature T [panel b)]. One can see that in the first case P drops to zero and the magnetisation aligns with the z axis, since the dephasing conserves the total power. In the second case, the bath temperature excites the dynamics and the system thermalises with P increasing with the bath temperature T .

where θ is a non-dimensional parameter which controls the strength of the dephasing noise and $c = 1 \text{ deg ps}^{-1/2}$. By construction, such a process exactly conserves the spin powers.

Note that, at variance with previous studies [31,35], here we do not consider off-equilibrium steady states, but we study transport in a transient regime. In particular, we start from a condition where only the magnetisation of the first disk is not aligned with the \hat{z} axis, and we monitor the evolution of the system as the energy pulse propagates through the chain, until \mathbf{M} is aligned with the z axis in all the disks. More precisely, the initial condition is generated by tilting the magnetisation of the first disk in the \hat{x} direction by a given angle, leaving the other magnetisations aligned with \hat{z} and monitoring the time evolution for about 10 ns with a time step of 1 ps. Unless otherwise stated, all the simulations were performed setting the bath temperature $T = 0$ in Eq. 3 and changing the noise strength θ .

To understand better the nature of the dephasing process, we first compare the dynamics of the system in contact with the thermal bath only, as given by Eq. 3 ($\theta = 0$, $T \neq 0$) with the one in presence of a pure dephasing noise ($\theta \neq 0$, $T = 0$). Figure 3 compares the time evolution of the total SW power $P = \sum_n p_n$ in the two cases. From Fig. 3a one can see that the strength of the dephasing process hardly changes the relaxation to the equilibrium state $P = 0$, which is solely determined by intrinsic dissipation. On the other hand, thermal fluctuations affect the dynamics in a completely different fashion by making the precession amplitudes fluctuate steadily as expected.

Let us now turn to the effect of the dephasing on transport. Fig. 4 shows the time evolution of the SW power of the last disk as a function of time for increasing θ . One can see clearly that the pulse increases up to $\theta \approx 4$ and then decreases. To quantify transport efficiency, we compare the total power that flows through the last disk and we compute

$$E = \frac{\int_0^\infty p_{10}(t, \theta) dt}{\int_0^\infty p_{10}(t, \theta = 0) dt}. \quad (6)$$

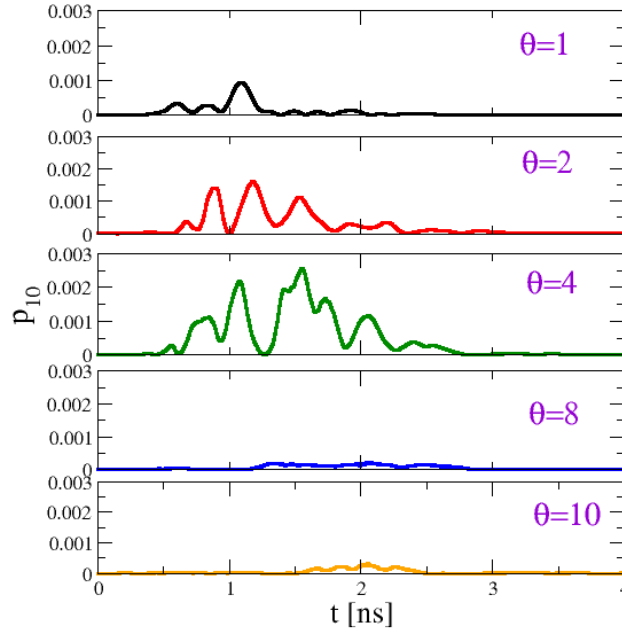


Figure 4. Effect of the dephasing noise on the dynamics of the macrospin chain: time evolution of the local SW power p_{10} of the last disk for different values of θ . Transmitted power is maximized for an optimal value around $\theta \approx 4$. Simulation parameters as given in the text.

A value $E > 1$ is indicative of an enhancement or energy transfer induced by the dephasing process with respect to the noise-free case. In Figure 5(a) we report the efficiency E , defined in Eq.(6) as a function of the parameter θ : one can see that the E reaches the maximum between $\theta = 4$ and 6, and then decreases. In other words there is an optimal range of θ where transport is enhanced with respect to the noiseless case.

In previous studies [10,35], it has been shown that the current increase at increasing phase synchronisation and transport is due to phase coherence. However, in the present case transport is mostly incoherent. This is seen in Fig. 5(b), which shows the Kuramoto synchronization parameter [36, 37], defined as $K = \langle \frac{1}{N} | \sum_{n=1}^N e^{i\phi_n(t)} | \rangle$, where $\langle \cdot \rangle$ and $\overline{\cdot}$ denote respectively ensemble and time averages and $\phi_n(t)$ is the time-dependent phase of the n^{th} oscillator. At variance with the efficiency, K does not display any maximum but rather decreases monotonically as dephasing destroys the phase coherence among magnetization vectors of the disks. We remark that, as already illustrated from Fig.3 the increase of transport efficiency is not trivially due to the fact that more SW power is injected into the system, since dephasing noise conserves the total power. This indicates that a different mechanism needs to be invoked to explain the increase of the efficiency with noise.

In order to get some insight on such mechanisms, we consider the spectral content of the magnetization in the different regimes. A convenient way to analyze non-stationary signals is to use wavelet analysis in the time-frequency domain. This method allows to detect transient frequency components appearing at specific times and lasting for finite lapses of time. In this work, we have computed the Gabor transform [38] of the complex magnetization of a given disk n , namely

$$G_n(\omega, t) = \int_{-\infty}^{+\infty} e^{-(t-\tau)^2/a} e^{-i\omega\tau} \psi_n(\tau) d\tau \quad (7)$$

It is interesting to compare the behaviour of the wavelet signal at two different positions of the chain, namely the bulk and the output region. Fig. 6 shows the average density maps $\langle |G_n(\omega, t)|^2 \rangle$ for

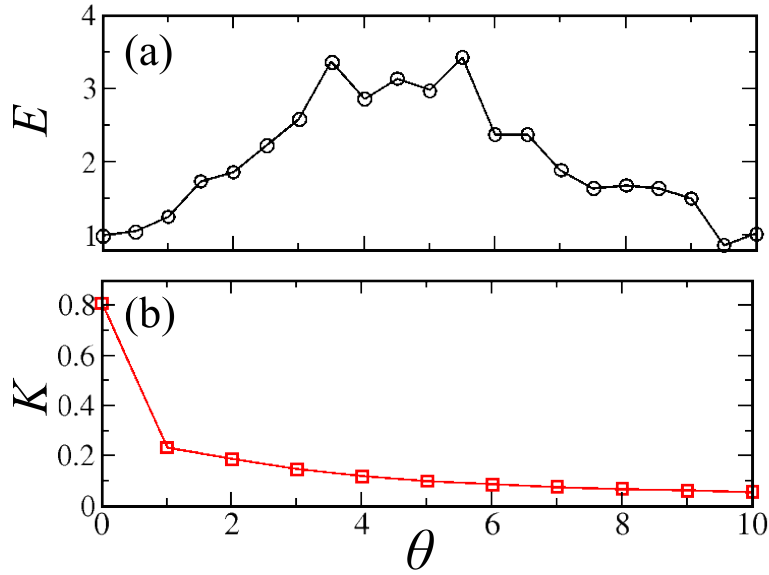


Figure 5. (a) Efficiency E and b) Kuramoto parameter K versus θ . E increases of a factor 3 until $\theta = 6$ and then decreases again, showing that transport can be effectively promoted by dephasing. On the other hand, K decreases monotonically with θ . Thus, in the present case transport is not related to phase synchronisation.

different values of the noise strength θ in the interval $[1, 10]$ for disks $n = 5$ and $n = 10$. In the whole temperature range, the wavelet signal lasts approximately for 5 ns before being damped, which is the same typical damping time observed in Fig. 4 for the local power at the chain end. For small θ we can distinguish a dominant mode excited at $\omega = \omega_5 = 24\text{ GHz}$ localized on the central site $n = 5$ and a mode at $\omega_1 = 18\text{ GHz}$ localized on $n = 10$. This structure reflects the pattern of collective modes shown in Fig. 2. At larger θ values, the number of transmitting modes in the frequency range around $\omega = 20\text{ GHz}$ increases. A further increment of the noise strength broadens and weakens the resonance lines yielding the efficiency reduction described above.

A more quantitative analysis can be performed by computing the contribution of a certain frequency $\tilde{\omega}$ to the wavelet signal in Fig. 6. Specifically, we have computed the parameter $g_n(\tilde{\omega})$ which is the average of $\langle |G_n(\omega, t)|^2 \rangle$ over the whole observation time and over a small frequency interval centered on $\tilde{\omega}$ and length equal to $\delta\omega \ll \tilde{\omega}$. Fig. 7 shows the behaviour of $g_n(\tilde{\omega})$ for the set of characteristic frequencies $\omega_1, \dots, \omega_5$ for sites $n = 5$ and $n = 10$ and $\delta\omega = 0.25\text{ GHz}$ (solid lines). A large nonmonotonic contribution of $\tilde{\omega} = \omega_1$ is found on site $n = 10$ which is absent for site $n = 5$. For $\delta\omega = 0.25\text{ GHz}$ (black solid line) the maximum amplitude is found for $\theta = 2$, which is slightly smaller than the noise amplitude that maximizes the efficiency in Fig. 5. By enlarging the averaging frequency window to $\delta\omega = 2\text{ GHz}$ (black dashed line), we observe a better agreement with the efficiency curve. Therefore we conclude that the relevant contribution to the increase of transport efficiency of the chain is related to the excitation of a relatively narrow set of frequencies in the interval $\omega = 18 \pm 1\text{ GHz}$ on the output disk.

4. Comparison with coupled-oscillators model

For small precession angles, the dynamics of the array can be effectively described by a simplified model. Considering again the complex variables ψ_n defined (5), and performing a suitable expansion retaining only terms up to the order α and $p_n \equiv |\psi_n|^2$, the LLG equation for the chain can be

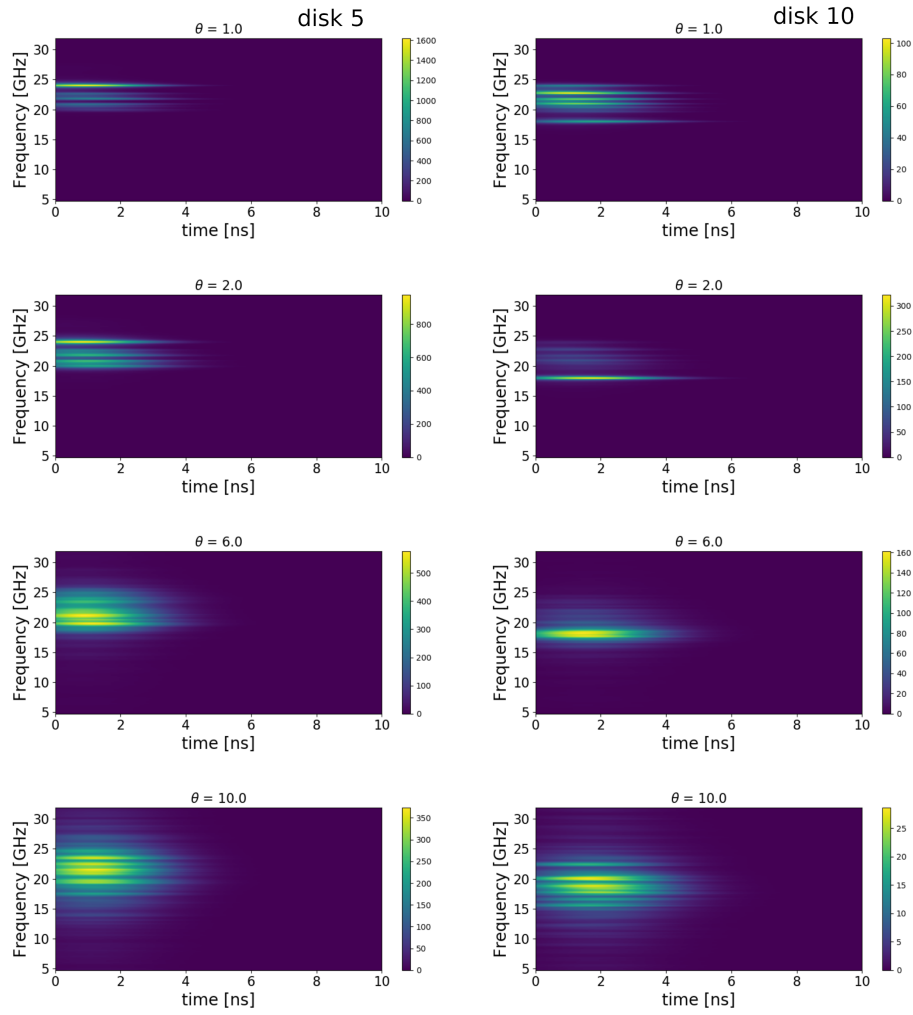


Figure 6. Wavelet analysis of the complex spin amplitudes ψ_n on the central disk ($n = 5$, left panels) and on the last disk ($n = 10$, right panels) for different values of θ . Each plot shows the density map of the average square modulus $\langle |G_n(\omega, t)|^2 \rangle$ of the Gabor transform (7) averaged over a sample of 32 independent realizations of the dynamics. The parameter a has been set equal to 7.5 ns^2 , optimized so as to maximize the resolution in both the time and frequency domains. Notice the difference in the density scales.

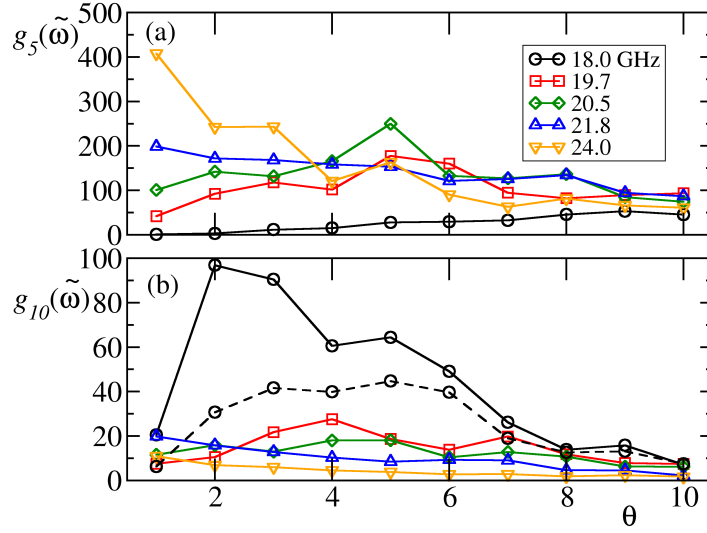


Figure 7. Average amplitude contributions $g_n(\tilde{\omega})$ on site $n = 5$ [panel (a)] and site $n = 10$ [panel (b)] for $\tilde{\omega} = \omega_1, \omega_2, \omega_3, \omega_4, \omega_5$ computed from data of Fig. 6. Solid curves are obtained with $\delta\omega = 0.25$ GHz while the black dashed curve refers to $\delta\omega = 2$ GHz.

approximated as an ensemble of coupled nonlinear oscillators which, in absence of any noise source, is of the form [12,39]

$$i\dot{\psi}_n = [-\omega_n(p_n) - i\Gamma_n(p_n)]\psi_n - \sum_{n'} C_{nn'}\psi_{n'} \quad (8)$$

The first two terms on the right hand side of Eq.(8) are, respectively, the nonlinear frequencies $\omega_n(p_n) = \gamma|\mathbf{H}_{\text{eff}} \cdot \mathbf{z}|$ and damping rates $\Gamma_n(p_n)$. In our case, nonlinear effects are due to the dipolar (demagnetising) field in each disk, and they are taken into account by expanding into powers of p_n the frequencies and damping rates, respectively as $\omega_n(p_n) \approx \omega_n^0 + \nu p_n$ and $\Gamma_n(p_n) = \alpha\omega_n(p_n)$ [12,31]. Finally, the term $C_{nn'}$ is the interlayer (complex) coupling due to magneto-dipolar interaction. In order to keep the model as simple as possible, in the following we will consider the simple case of a uniform nearest-neighbour interaction which amounts to retain only terms containing $\psi_{n\pm 1}$ in Eq.(8) and set $C_{nn'} \equiv J(1 + \alpha)\delta_{n,n\pm 1}$. Altogether, based on Eq. (8) and the above simplifying assumption we consider the following model

$$i\dot{\psi}_n = (1 + i\alpha) \left[-\nu|\psi_n|^2\psi_n - \omega_n^0\psi_n - J(\psi_{n-1} + \psi_{n+1}) \right] + \theta'\eta_n(t)\psi_n \quad (9)$$

where we have also added a pure-dephasing (multiplicative) noise controlled by the parameter θ' that acts independently on each oscillator, where $\eta_n(t)$ is a Gaussian noise with zero mean and unit variance satisfying $\langle \eta_n(t)\eta_m(t') \rangle = \delta_{mn}\delta(t - t')$ (noise can be interpreted in the usual Stratonovich sense). In the $\theta' = 0$ limit, the model is the (dissipative) Discrete Nonlinear Schrödinger equation (with site-dependent frequencies). The form of dissipation in Eq.(9) ensures that the system reaches thermal equilibrium when put in contact with a Langevin thermal bath at temperature T [27,40].

To account for the mirror symmetry exhibited by the micromagnetic system, we consider a set of linear frequencies ω_n^0 such that $\omega_n^0 = \omega_{N-n}^0$. Upon normalizing the frequency ω_1^0 of the first oscillator to 1, we choose non-dimensional parameters $J = 0.1$, $\alpha = 0.008$ and $\nu = 1$. These parameters provide a quite reasonable coarse-grained description of the out-of-equilibrium dynamics of macrospin system, as shown in [31].

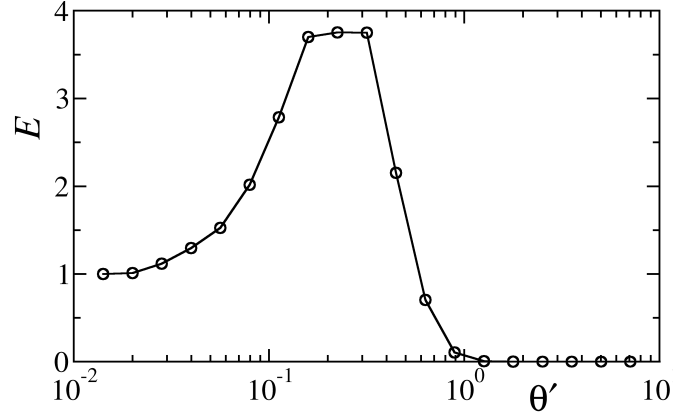


Figure 8. Transport efficiency versus dephasing noise strength of a chain of $N = 10$ damped DNLS oscillators evolving according to Eq. (9). Simulations refer to $J = 0.1$, $\alpha = 0.008$, $\nu = 1$ and linear frequencies $(\omega_1^0, \omega_2^0, \omega_3^0, \omega_4^0, \omega_5^0) = (1, 1.09, 1.15, 1.21, 1.33)$. For each value of θ' , data are averaged over a set of 100 independent realizations of the dynamics.

The DNLS transport efficiency E is shown in Fig. 8, as a function of the noise strength θ' . Simulations are performed by initialising the DNLS chain in a state where the first site is excited with norm $|\psi_1|^2 = 1$ and the rest of the chain is empty. The system is then evolved in the presence of dephasing noise until the total norm of the system goes below the threshold value 10^{-5} . It was verified that this threshold provides a reasonable approximation of the integral in Eq. 6. A clear maximum is visible as in the micromagnetic case, confirming that in spite of all the crude approximations, the DNLS model captures the basic features of the original setup. Within this simplified dynamical picture, the onset of optimal transport efficiency in the disk chain can be rationalized as follows. For vanishing θ' the spatial heterogeneity of the local frequencies ω_n^0 produces spatially localized normal modes [41] which are almost entirely damped by the internal dissipation of the chain, with no net transport to the output region. On the other hand, in the limit $\theta' \rightarrow \infty$ the norm current $J\langle \text{Im}(\psi_n^* \psi_{n+1}) \rangle$ [31] is effectively suppressed by the effect of the local dephasing noise irrespectively of the disks dynamics. Optimal transport is therefore attained for intermediate values of the noise amplitude which provide a partial suppression of the localization mechanism [23].

5. Conclusions

In conclusion, we have demonstrated a new phenomenon, dephasing-assisted spin transport, which shows how environmental noise can contribute to increasing the transfer of excitations in out-of-equilibrium spin systems.

We have argued that the effect is due to the subtle effect of noise on the dynamics of spin-wave modes, as evidenced by the spectral analysis via the wavelet transform. The optimal transmission occurs at noise level large enough to excite more extended modes without degrading their overall coherence. This phenomenology is analogous to environment-assisted transport enhancement observed in open quantum systems[18,25] and originates from the emergence of an effective macroscopic Spin Wave amplitude which evolves according to a dissipative DNLS equation. On the one hand, this points towards new energy efficient spintronics and magnonics devices. On the

other hand, the generality of the DNLS model strongly suggests that dephasing assisted transport is a general phenomenon that can be observed in a large class of classical oscillating systems.

Admittedly, our results so far are mostly phenomenological. A more detailed theoretical study is needed and will be subject of future work.

Acknowledgments: SL acknowledges partial support from project MIUR-PRIN2017 *Coarse-grained description for non-equilibrium systems and transport phenomena (CO-NEST)* n. 201798CZL. SI acknowledges support from Progetto di Ricerca Dipartimentale BIRD173122/17 of the University of Padova. AD and SB acknowledge financial support from Swedish e-science Research Centre (SeRC), Vetenskapsrådet, the Swedish Energy Agency, and the Knut and Alice Wallenberg Foundation. Some of the computations were performed on resources provided by the Swedish National Infrastructure for Computing (SNIC) at the National Supercomputer Center (NSC), Linköping University, the PDC Centre for High Performance Computing (PDC-HPC), KTH, and the High Performance Computing Center North (HPC2N), Umea University.

Author Contributions: SB and SI performed the simulations. All Authors contributed to the research work and to writing the paper.

Conflicts of Interest: The authors declare no conflict of interest.

Abbreviations

The following abbreviations are used in this manuscript:

SW	Spin Wave
DNLS	Discrete Nonlinear Schrödinger
LLG	Landau Lifshitz Gilbert

References

1. Livi, R.; Politi, P. *Nonequilibrium statistical physics: a modern perspective*; Cambridge University Press, 2017.
2. Puglisi, A.; Sarracino, A.; Vulpiani, A. Thermodynamics and Statistical Mechanics of Small Systems. *Entropy* **2018**, *20*.
3. Lepri, S., Ed. *Thermal transport in low dimensions: from statistical physics to nanoscale heat transfer*; Vol. 921, *Lect. Notes Phys.*, Springer-Verlag, Berlin Heidelberg, 2016.
4. Volz, S.; Ordóñez-Miranda, J.; Shchepetov, A.; Prunnila, M.; Ahopelto, J.; Pezeril, T.; Vaudel, G.; Gusev, V.; Ruello, P.; Weig, E.M.; others. Nanophononics: state of the art and perspectives. *The European Physical Journal B* **2016**, *89*, 15.
5. Wolf, S.A.; Awschalom, D.D.; Buhrman, R.A.; Daughton, J.M.; von Molnár, S.; Roukes, M.L.; Chtchelkanova, A.Y.; Treger, D.M. Spintronics: A Spin-Based Electronics Vision for the Future. *Science* **2001**, *294*, 1488–1495, [<http://www.sciencemag.org/content/294/5546/1488.full.pdf>].
6. Kruglyak, V.V.; Demokritov, S.O.; Grundler, D. Magnonics. *Journal of Physics D: Applied Physics* **2010**, *43*, 264001.
7. Uchida, K.; others. Observation of the spin Seebeck effect. *Nature* **2008**, *455*, 778–781.
8. Uchida, K.; others. Spin Seebeck insulator. *Nat. Mater.* **2010**, *9*, 894–897.
9. Bauer, G.E.W.; Saitoh, E.; van Wees, B.J. Spin Caloritronics. *Nat. Mater.* **2012**, *11*, 391–399.
10. Borlenghi, S.; Wang, W.; Fangohr, H.; Bergqvist, L.; Delin, A. Designing a Spin-Seebeck Diode. *Phys. Rev. Lett.* **2014**, *112*, 047203.
11. Borlenghi, S.; Boman, M.; Delin, A. Modeling reservoir computing with the discrete nonlinear Schrödinger equation. *Phys. Rev. E* **2018**, *98*, 052101.
12. Slavin, A.; Tiberkevich, V. Nonlinear Auto-Oscillator Theory of Microwave Generation by Spin-Polarized Current. *IEEE Transactions on Magnetics* **2009**, *45*, 1875–1918.
13. Mantegna, R.N.; Spagnolo, B. Noise enhanced stability in an unstable system. *Physical review letters* **1996**, *76*, 563.
14. Gammaitoni, L.; Hänggi, P.; Jung, P.; Marchesoni, F. Stochastic resonance. *Reviews of modern physics* **1998**, *70*, 223.
15. Pikovsky, A.S.; Kurths, J. Coherence resonance in a noise-driven excitable system. *Physical Review Letters* **1997**, *78*, 775.

16. Doering, C.R.; Gadoua, J.C. Resonant activation over a fluctuating barrier. *Physical review letters* **1992**, *69*, 2318.
17. Plenio, M.B.; Huelga, S.F. Dephasing-assisted transport: quantum networks and biomolecules. *New Journal of Physics* **2008**, *10*, 113019.
18. Rebentrost, P.; Mohseni, M.; Kassal, I.; Lloyd, S.; Aspuru-Guzik, A. Environment-assisted quantum transport. *New Journal of Physics* **2009**, *11*, 033003.
19. Contreras-Pulido, L.D.; Bruderer, M.; Huelga, S.F.; Plenio, M.B. Dephasing-assisted transport in linear triple quantum dots. *New Journal of Physics* **2014**, *16*, 113061.
20. Viciani, S.; Lima, M.; Bellini, M.; Caruso, F. Observation of Noise-Assisted Transport in an All-Optical Cavity-Based Network. *Phys. Rev. Lett.* **2015**, *115*, 083601.
21. Caruso, F.; Chin, A.W.; Datta, A.; Huelga, S.F.; Plenio, M.B. Highly efficient energy excitation transfer in light-harvesting complexes: The fundamental role of noise-assisted transport. *The Journal of Chemical Physics* **2009**, *131*, 105106.
22. Chin, A.W.; Datta, A.; Caruso, F.; Huelga, S.F.; Plenio, M.B. Noise-assisted energy transfer in quantum networks and light-harvesting complexes. *New Journal of Physics* **2010**, *12*, 065002.
23. Iubini, S.; Boada, O.; Omar, Y.; Piazza, F. Transport of quantum excitations coupled to spatially extended nonlinear many-body systems. *New Journal of Physics* **2015**, *17*, 113030.
24. Lambert, N.; Chen, Y.N.; Cheng, Y.C.; Li, C.M.; Chen, G.Y.; Nori, F. Quantum biology. *Nature Physics* **2012**, *9*, 10.
25. Maier, C.; Brydges, T.; Jurcevic, P.; Trautmann, N.; Hempel, C.; Lanyon, B.P.; Hauke, P.; Blatt, R.; Roos, C.F. Environment-Assisted Quantum Transport in a 10-qubit Network. *Phys. Rev. Lett.* **2019**, *122*, 050501.
26. Iubini, S.; Lepri, S.; Politi, A. Nonequilibrium discrete nonlinear Schrödinger equation. *Phys. Rev. E* **2012**, *86*, 011108.
27. Iubini, S.; Lepri, S.; Livi, R.; Politi, A. Off-equilibrium Langevin dynamics of the discrete nonlinear Schroedinger chain. *J. Stat. Mech.* **2013**, p. p08017.
28. Mendl, C.B.; Spohn, H. Low temperature dynamics of the one-dimensional discrete nonlinear Schroedinger equation. *J. Stat. Mech: Theory Exp.* **2015**, *2015*, P08028.
29. Kulkarni, M.; Huse, D.A.; Spohn, H. Fluctuating hydrodynamics for a discrete Gross-Pitaevskii equation: Mapping onto the Kardar-Parisi-Zhang universality class. *Phys. Rev. A* **2015**, *92*, 043612.
30. Gilbert, T. A phenomenological theory of damping in ferromagnetic materials. *IEEE, Transaction on Magnetism* **2004**, *40*, 3443 – 3449.
31. Borlenghi, S.; Iubini, S.; Lepri, S.; Chico, J.; Bergqvist, L.; Delin, A.; Fransson, J. Energy and magnetization transport in nonequilibrium macrospin systems. *Phys. Rev. E* **2015**, *92*, 012116.
32. Naletov, V.V.; others. Identification and selection rules of the spin-wave eigenmodes in a normally magnetized nanopillar. *Phys. Rev. B* **2011**, *84*, 224423.
33. Fischbacher, T.; others. A Systematic Approach to Multiphysics Extensions of Finite-Element-Based Micromagnetic Simulations: Nmag. *Magnetism, IEEE Transactions on* **2007**, *43*, 2896 – 2898.
34. Lupo, P.; Kumar, D.; Adeyeye, A.O. Size dependence of spin-wave modes in Ni80Fe20 nanodisks. *AIP Advances* **2015**, *5*, 077179.
35. Borlenghi, S.; Mahani, M.R.; Delin, A.; Fransson, J. Nanoscale control of heat and spin conduction in artificial spin chains. *Phys. Rev. B* **2016**, *94*, 134419.
36. Kuramoto, Y. Self-entrainment of a population of coupled non-linear oscillators. International symposium on mathematical problems in theoretical physics. Springer, 1975, pp. 420–422.
37. Kuramoto, Y. *Chemical Oscillations, Waves, and Turbulence*; Springer, Berlin, 1984.
38. Gabor, D. Theory of communication. Part 1: The analysis of information. *Journal of the Institution of Electrical Engineers-Part III: Radio and Communication Engineering* **1946**, *93*, 429–441.
39. Borlenghi, S.; Iubini, S.; Lepri, S.; Bergqvist, L.; Delin, A.; Fransson, J. Coherent energy transport in classical nonlinear oscillators: An analogy with the Josephson effect. *Phys. Rev. E* **2015**, *91*, 040102.
40. Iubini, S.; Lepri, S.; Livi, R.; Oppo, G.L.; Politi, A. A Chain, a Bath, a Sink, and a Wall. *Entropy* **2017**, *19*.
41. Lepri, S.; Livi, R.; Politi, A. Thermal conduction in classical low-dimensional lattices. *Physics Reports* **2003**, *377*, 1 – 80.

© 2022 by the authors. Submitted to *Entropy* for possible open access publication under the terms and conditions of the Creative Commons Attribution (CC BY) license (<http://creativecommons.org/licenses/by/4.0/>).