

A Ritz-based Finite Element Method for a Fractional-Order Boundary Value Problem of Nonlocal Elasticity

Sansit Patnaik[†], Sai Sidhardh, and Fabio Semperlotti[†]

School of Mechanical Engineering, Ray W. Herrick Laboratories, Purdue University, West Lafayette, IN 47907

We present the analytical formulation and the finite element solution of a fractional-order nonlocal continuum model of a Euler-Bernoulli beam. Employing consistent definitions for the fractional-order kinematic relations, the governing equations and the associated boundary conditions are derived based on variational principles. Remarkably, the fractional-order nonlocal model gives rise to a self-adjoint and positive-definite system accepting a unique solution. Further, owing to the difficulty in obtaining analytical solutions to this boundary value problem, a finite element model for the fractional-order governing equations is presented. Following a thorough validation with benchmark problems, the fractional finite element model (f-FEM) is used to study the nonlocal response of a Euler-Bernoulli beam subjected to various loading and boundary conditions. The fractional-order positive definite system will be used here to address some paradoxical results obtained for nonlocal beams through classical integral approaches to nonlocal elasticity. Although presented in the context of a 1D Euler-Bernoulli beam, the f-FEM formulation is very general and could be extended to the solution of any general fractional-order boundary value problem.

[†] All correspondence should be addressed to: spatnai@purdue.edu or fsemperl@purdue.edu

I. INTRODUCTION

Recent theoretical and experimental studies have shown that scale-dependent effects are prominent in the response of several structures ranging from layered and porous media [16, 35, 37], to random and fractal media [7, 33, 79], to media with damage and cracks [15, 74], to biomedical materials like tissues and bones [79, 85]. Size-dependent effects are particularly prominent in microstructures and nanostructures that have far-reaching applications in atomic devices, micro/nano-electromechanical devices and sensors [24, 62, 78]. These devices are primarily made from a combination of beams or other slender structures like plates and shells. Accurate modeling of the response of these structures is paramount in many engineering as well as biomedical applications.

The coexistence of different spatial scales in the above mentioned classes of structural problems renders the response fully nonlocal [31, 32, 47]. The inability of the classical continuum theory of capturing scale effects prevents its use in these types of applications and fostered the interest in the development of nonlocal continuum theories. Nonlocal continuum theories enrich the classical (local) governing equations describing the response at a point with information of the behaviour of points contained in a prescribed area of influence. The key principle behind these nonlocal continuum theories is that, all the particles located inside this area, also known as the horizon of influence or horizon of nonlocality, influence one another by means of long range cohesive forces [31, 32, 47]. Seminal works from Kroñier [47], Eringen [32], and several other authors [51, 55, 56] have explored the role of nonlocality in elasticity and laid its theoretical foundation. Further, several theories based on integral methods, gradient methods and very recently, the peridynamic approach have been developed to capture these long range energy exchanges and analyze their effect on the response of structures. Gradient elasticity theories [5, 36, 58] account for the nonlocal behavior by introducing strain gradient dependent terms in the stress-strain constitutive law. These strain gradient theories have been extensively used in the study of different structures [38, 66–69, 71]. Integral methods [11, 61, 70] model nonlocal effects by defining the constitutive law in the form of a convolution integral between the strain and the spatially dependent elastic properties over the horizon of nonlocality. Recently, Silling [72, 73] proposed the peridynamic approach as an alternative theory that is better suited to model structures involving a dynamic evolution of discontinuities.

In recent years, fractional calculus has emerged as a powerful mathematical tool to model a variety of nonlocal and multiscale phenomena. Fractional derivatives, which are a differ-integral class of operators, are intrinsically multiscale and provide a natural way to account for nonlocal effects. In fact, the order of the fractional derivative dictates the shape of the influence function (kernel of the fractional derivative) while its interval defines the horizon of its influence, i.e., the distance beyond which information is no longer accounted for in the derivative. As a result, time-fractional operators enable memory effects (i.e. the response of a system is a function of its past history) while space-fractional operators can account for nonlocal and scale effects. These characteristics of fractional operators have led to a surge of interest in fractional operators and in their applications to the simulation of several physical problems. Areas that have seen the largest number of applications include the formulation of constitutive equations for viscoelastic materials [9, 23, 45], model-order reduction of lumped parameter systems [39], and modeling of transport processes

in complex media [12, 18, 40, 53, 57].

Given the multiscale nature of fractional operators, fractional calculus has also found wide-spread application in nonlocal elasticity. Riesz-type fractional derivatives have been shown to emerge as the continuum limit of discrete systems (e.g. such as chains and lattices) with power-law long-range interactions [81–83]. Space-fractional derivatives have been used to formulate nonlocal constitutive laws [19, 20, 30, 57, 75–77] as well as to account for microscopic interaction forces [26, 27, 29, 48]. Space-fractional derivatives have been employed to capture attenuation including a variety of conditions such as interatomic nonlocal forces [26], nonlocal stress-strain constitutive relations [8], and even bandgaps in periodic media [40]. Very recently fractional-order nonlocal theories have been extended to model and analyze the static response, buckling characteristics, as well as the dynamic response of nonlocal beams [6, 62, 78].

In this study, we build upon the fractional-order nonlocal continuum model proposed in [57] to develop a fractional-order constitutive relation for the Euler-Bernoulli beam. The fractional-order nonlocal continuum model proposed in [57] is shown to be frame-invariant, dimensionally consistent, and well suited to model asymmetric horizons. Further, the model proposed in [57] admits, unlike other fractional-order nonlocal theories, integer-order boundary conditions that accept a clear physical interpretation. The overall goal of this study is two-fold. First, we derive the governing equations for the nonlocal beam in a strong form using variational principles. More specifically, the governing equations are derived by minimization of the total potential energy of the beam. This approach is different from that proposed in [6, 62, 78], where the equations of motion describing the nonlocal beam had been derived from different fractional-order nonlocal constitutive relationships. Additionally, we show that the fractional-order modeling of the nonlocal beam results in a self-adjoint system with a quadratic potential energy, irrespective of the boundary conditions. This result is in sharp contrast with the integral nonlocal methods available in the literature for which it is not possible to define a self-adjoint quadratic potential energy [21, 22, 64]. Second, we formulate a fully consistent and highly accurate fractional-order finite element method (f-FEM) to numerically investigate the response of the fractional-order nonlocal beam. Although several FE formulations for fractional-order equations have been proposed in the literature, they are based on Galerkin or Petrov-Galerkin methods that are capable of solving hyperbolic and parabolic differential equations involving several transport processes [4, 17, 28, 41–43, 49, 50, 52, 84, 86–89]. We develop a Ritz FEM that is capable of obtaining the numerical solution of the fractional-order elliptic boundary value problem (BVP) that describes the static response of the fractional-order nonlocal beam. Although Ritz FEMs for classical nonlocal elasticity problems have been developed, they do not extend to fractional-order nonlocal modeling, because the attenuation function capturing the nonlocal interactions in the fractional-order model involves a singularity within the kernel [60]. In this study, we have outlined a strategy to treat this singularity in the fractional derivatives. Further, by using the f-FEM we show that, independently from the boundary conditions, the fractional-order theory predicts a softening behaviour for the fractional-order beam as the nonlocality degree increases. With these results, we explain the paradoxical predictions of hardening and absence of nonlocal effects for certain combinations of boundary conditions, as predicted by classical integral approaches to nonlocal elasticity [21, 22, 44].

The remainder of the paper is structured as follows: first, we present the fractional-order model of a nonlocal Euler-Bernoulli beam. Next, we derive the governing equations of the beam in strong form using variational principles. Further we derive a strategy for obtaining the numerical solution to the beam governing equation using fractional-order FEM. Finally we validate the fractional-order FEM, establish its convergence, and then use it to analyze the effect of the fractional-order nonlocality on the static response of the beam under different types of loading conditions.

II. NONLOCAL EULER-BERNOULLI BEAM MODEL

Previous works conducted on the development of nonlocal continuum theories based on fractional calculus have highlighted its ability to combine the strengths of both gradient and integral based methods while at the same time addressing a few important shortcomings of these integer order formulations [57]. Gradient elasticity theories provide a satisfactory description of the material micro structure, but they introduce serious difficulties when enforcing the boundary conditions associated with the strain gradient-dependent terms [5, 58]. On the other side, the integral methods are better suited to deal with boundary conditions but require the attenuation functions to have a positive Fourier transform everywhere in order to avoid instabilities [10, 11]. To this regard, note that the kernel used in fractional derivatives is positive everywhere [60]. Thus, by formulating the constitutive relations using space-fractional derivatives, the resulting nonlocal theory effectively combines features characteristic of both gradient-based and integral-based methods. Unlike gradient elasticity methods, additional boundary conditions are not required when using Caputo fractional derivatives [40, 57]. The nonlocal beam theory presented in this work builds on the fractional-order nonlocal continuum formulation presented in [57] where nonlocality is built using a fractional-order deformation gradient tensor. We briefly review the fractional-order nonlocal continuum model presented in [57] in the following §II A and then use the framework to develop the fractional-order nonlocal beam theory.

A. Nonlocal Continuum Formulation

We perform the deformation analysis of a nonlocal solid by introducing two stationary configurations, namely, the reference (undeformed) and the current (deformed), in analogy with the traditional continuum approach to mechanics. A motion of the body from the reference configuration (denoted as \mathbf{X}) to the current configuration (denoted as \mathbf{x}) is considered:

$$\mathbf{x} = \Psi(\mathbf{X}) \quad (1)$$

such that $\Psi(\mathbf{X})$ is a continuous and invertible mapping operation. The relative position of two point particles located at P and Q in the reference configuration of the nonlocal medium is denoted by $d\tilde{\mathbf{X}}$ (see Fig. (1)). After deformation due to the motion $\Psi(\mathbf{X})$, the particles move to new positions p and q , such that the relative position vector between them is $d\tilde{\mathbf{x}}$. Thus $d\tilde{\mathbf{X}}$ and $d\tilde{\mathbf{x}}$ are the material and spatial differential line elements in the nonlocal medium (conceptually analogous to the classical differential line elements $d\mathbf{X}$ and $d\mathbf{x}$).

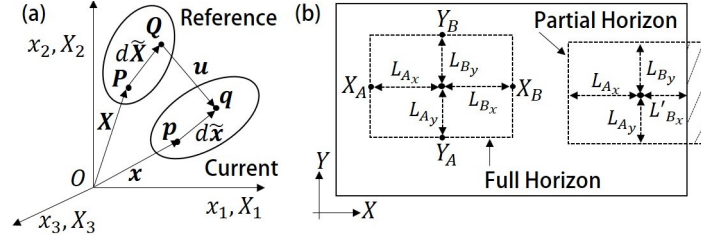


Figure 1: (a) Schematic indicating the infinitesimal material $d\tilde{\mathbf{X}}$ and spatial $d\tilde{\mathbf{x}}$ line elements in the nonlocal medium under the displacement field \mathbf{u} . (b) Horizon of nonlocality and length scales at different material points. The nonlocal model can account for a partial (i.e. asymmetric) horizon condition that occurs at points \mathbf{X} close to a boundary or interface. The schematic is adapted from [57].

In the classical continuum formulation, the differential line elements in the reference and current configurations, $d\mathbf{X}$ and $d\mathbf{x}$ respectively, are related using the deformation gradient tensor as:

$$d\mathbf{x} = [D_{\mathbf{X}}^1 \Psi(\mathbf{X})] d\mathbf{X} = [\mathbf{F}(\mathbf{X})] d\mathbf{X} \quad (2)$$

where $D_{\mathbf{X}}^1(\cdot)$ denotes the first integer-order spatial derivative with respect to the reference coordinates. In [57], the differential line elements of the nonlocal medium are modeled by imposing a fractional-order transformation on the classical differential line elements as follows:

$$d\tilde{\mathbf{x}} = [D_{\mathbf{X}}^{\alpha} \Psi(\mathbf{X})] d\mathbf{X} = [\tilde{\mathbf{F}}_X(\mathbf{X})] d\mathbf{X} \quad (3a)$$

$$d\tilde{\mathbf{X}} = [D_{\mathbf{x}}^{\alpha} \Psi^{-1}(\mathbf{x})] d\mathbf{x} = [\tilde{\mathbf{F}}_x(\mathbf{x})] d\mathbf{x} \quad (3b)$$

where D_{\square}^{α} is a space-fractional derivative whose details will be presented below. Given the differ-integral nature of the space-fractional derivative, the differential line elements $d\tilde{\mathbf{X}}$ and $d\tilde{\mathbf{x}}$ are nonlocal in nature. Using the definitions for $d\tilde{\mathbf{X}}$ and $d\tilde{\mathbf{x}}$, the fractional deformation gradient tensor $\tilde{\mathbf{F}}$ with respect to the nonlocal coordinates is obtained in [57] as:

$$\frac{d\tilde{\mathbf{x}}}{d\tilde{\mathbf{X}}} = \tilde{\mathbf{F}}^{\alpha} = \tilde{\mathbf{F}}_X \mathbf{F}^{-1} \tilde{\mathbf{F}}_x^{-1} \quad (4)$$

The space-fractional derivative $D_{\mathbf{X}}^{\alpha} \Psi(\mathbf{X}, t)$ is taken according to a Riesz-Caputo (RC) definition with order $\alpha \in (0, 1)$ defined on the interval $\mathbf{X} \in (\mathbf{X}_A, \mathbf{X}_B) \subseteq \mathbb{R}^3$ and is given by:

$$D_{\mathbf{X}}^{\alpha} \Psi(\mathbf{X}, t) = \frac{1}{2} \Gamma(2 - \alpha) [\mathbf{L}_A^{\alpha-1} \overset{C}{\mathbf{X}}_A D_{\mathbf{X}}^{\alpha} \Psi(\mathbf{X}, t) - \mathbf{L}_B^{\alpha-1} \overset{C}{\mathbf{X}}_B D_{\mathbf{X}}^{\alpha} \Psi(\mathbf{X}, t)] \quad (5a)$$

$$D_{X_j}^\alpha \Psi_i(\mathbf{X}, t) = \frac{1}{2} \Gamma(2 - \alpha) [L_{A_j}^{\alpha-1} {}^C_{X_{A_j}} D_{X_j}^\alpha \Psi_i(\mathbf{X}, t) - L_{B_j}^{\alpha-1} {}^C_{X_{B_j}} D_{X_j}^\alpha \Psi_i(\mathbf{X}, t)] \quad (5b)$$

where, ${}^C_{\mathbf{X}_A} D_{\mathbf{X}}^\alpha \Psi$ and ${}^C_{\mathbf{X}_B} D_{\mathbf{X}}^\alpha \Psi$ are the left- and right-handed Caputo derivatives of Ψ respectively, and $\Gamma(\cdot)$ is the Gamma function. In the indicial expression in Eq. (5b), L_{A_j} and L_{B_j} are length scales along the j^{th} direction in the reference configuration. The index j in Eq. (5b) is not a repeated index because the length scales are scalar multipliers. In the current configuration, these length scales are denoted as l_{A_j} and l_{B_j} . The interval of the fractional derivative $(\mathbf{X}_A, \mathbf{X}_B)$ defines the horizon of nonlocality (also called attenuation range in classical nonlocal elasticity) which is schematically shown in Fig. (1) for a generic point $\mathbf{X} \in \mathbb{R}^2$. The length scale parameters $L_{A_j}^{\alpha-1}$ and $L_{B_j}^{\alpha-1}$ ensure the dimensional consistency of the deformation gradient tensor, and along with the term $\frac{1}{2} \Gamma(2 - \alpha)$ ensure the frame invariance of the constitutive relations [57]. As discussed in [57], the deformation gradient tensor introduced through Eq. (4) enables an efficient and accurate treatment of the frame invariance in presence of asymmetric horizons, material boundaries, and interfaces (Fig. (1)).

In analogy with the classical strain measures, the nonlocal strain can be defined using the nonlocal fractional-order differential line elements as $d\tilde{\mathbf{x}}d\tilde{\mathbf{x}} - d\tilde{\mathbf{X}}d\tilde{\mathbf{X}}$. The fractional deformation gradient tensor has been used to derive the infinitesimal fractional-order nonlocal strain tensor as:

$$\tilde{\boldsymbol{\varepsilon}} = \frac{1}{2} (\nabla^\alpha \mathbf{U}_X + \nabla^\alpha \mathbf{U}_X^T) = \frac{1}{2} (\nabla^\alpha \mathbf{u}_x + \nabla^\alpha \mathbf{u}_x^T) \quad (6)$$

where $\mathbf{U}(\mathbf{X}) = \mathbf{x}(\mathbf{X}) - \mathbf{X}$ and $\mathbf{u}(\mathbf{x}) = \mathbf{x} - \mathbf{X}(\mathbf{x})$ are the displacement fields in the Lagrangian and Eulerian coordinates, respectively. In Eq. (6), $\nabla^\alpha \mathbf{U}_X$ is the fractional gradient given as $\nabla^\alpha \mathbf{U}_{X_{ij}} = D_{X_j}^\alpha U_i$. Further, stress in the nonlocal isotropic medium is given analogous to the local isotropic case as:

$$\tilde{\sigma}_{ij} = 2\mu \tilde{\varepsilon}_{ij} + \lambda \tilde{\varepsilon}_{kk} \delta_{ij} \quad (7)$$

where λ and μ are Lamé constants. As expected, classical continuum mechanics relations are recovered when the order of the fractional derivative is $\alpha = 1$.

B. Constitutive Relations of a Nonlocal Euler-Bernoulli Beam

We use the fractional-order continuum formulation presented above to develop a fractional-order analogue of the constitutive model of a Euler-Bernoulli beam theory for nonlocal slender beams. A schematic of the beam along with the chosen Cartesian reference frame is illustrated in Fig. (2). As indicated in the figure, the Cartesian coordinates are chosen such that $x_1 = 0$ and $x_1 = L$ are the longitudinal ends of the beam, and $x_3 = \pm h/2$ are the top and bottom surfaces of the beam with $x_3 = 0$ being the mid-plane of the beam.

For the chosen coordinate system, the axial and transverse components of the displacement field, denoted by $u_1(x_1, x_3)$ and $u_3(x_1, x_3)$ at any spatial location $\mathbf{x}(x_1, x_3)$, are related to the mid-plane displacements according to the Euler-Bernoulli assumptions:

$$u_1(x_1, x_3) = u_0(x_1) - x_3 \frac{dw_0(x_1)}{dx_1} \quad (8a)$$

$$u_3(x_1, x_3) = w_0(x_1) \quad (8b)$$

where $u_0(x_1)$ and $w_0(x_1)$ are the axial and transverse displacements of a point $\mathbf{x}(x_1, 0)$ on the mid-plane. For the above displacement field, the axial strain ($\tilde{\varepsilon}_{11}$) is evaluated using Eq. (6) as:

$$\tilde{\varepsilon}_{11}(x_1, x_3) = D_{x_1}^\alpha u_0(x_1) - x_3 D_{x_1}^\alpha \frac{dw_0(x_1)}{dx_1} \quad (9)$$

Using the definition of the RC fractional derivative given in Eq. (5), the fractional derivatives of the axial displacement and the rotation at the mid-plane used in the above Eq. (9) are obtained as:

$$D_{x_1}^\alpha u_0(x_1) = \frac{1}{2} \Gamma(2 - \alpha) \left[l_A^{\alpha-1} \left({}^C_{x_{A_1}} D_{x_1}^\alpha u_0(x_1) \right) - l_B^{\alpha-1} \left({}^C_{x_{B_1}} D_{x_1}^\alpha u_0(x_1) \right) \right] \quad (10a)$$

$$D_{x_1}^\alpha \frac{dw_0(x_1)}{dx_1} = \frac{1}{2}\Gamma(2-\alpha) \left[l_A^{\alpha-1} \left({}^C_{x_{A_1}} D_{x_1}^\alpha \frac{dw_0(x_1)}{dx_1} \right) - l_B^{\alpha-1} \left({}^C_{x_1} D_{x_{B_1}}^\alpha \frac{dw_0(x_1)}{dx_1} \right) \right] \quad (10b)$$

where $\mathbf{x}_A(x_{A_1}, 0)$ and $\mathbf{x}_B(x_{B_1}, 0)$ are the terminals of the left- and right-handed Caputo derivatives in Eq. (10), which coincide with the terminals of the horizon of nonlocality of $\mathbf{x}(x_1, 0)$ along $\hat{\mathbf{x}}_1$. $l_A = x_1 - x_{A_1}$ and $l_B = x_{B_1} - x_1$ are the length scales to the left and right of the point $\mathbf{x}(x_1, 0)$, respectively, along the direction $\hat{\mathbf{x}}_1$.

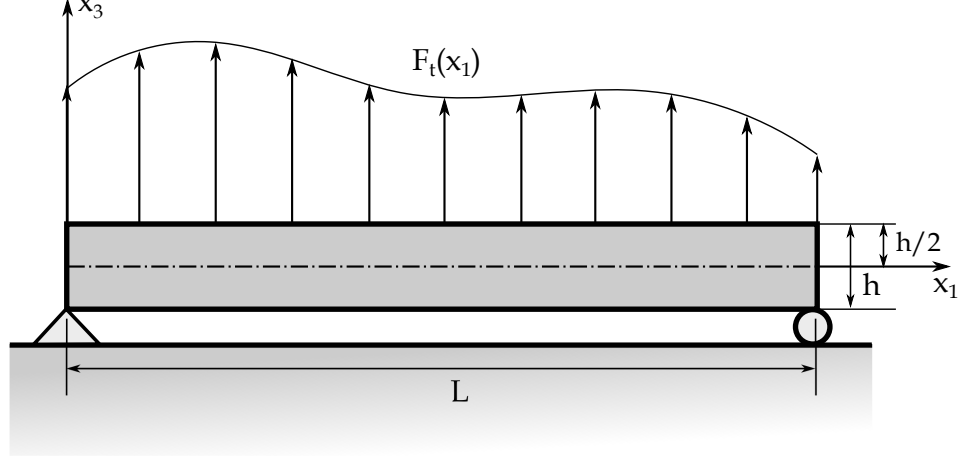


Figure 2: Schematic of a simply-supported linear elastic beam subject to a distributed transverse load $F_t(x_1)$.

For the Euler-Bernoulli displacement field given in Eq. (8), using the definition for the nonlocal strain in Eq. (6), a non-zero transverse shear strain would be obtained. However, for the slender beam the rigidity to transverse shear forces is much higher when compared to the bending rigidity. Hence the contribution of the transverse shear deformation towards the deformation energy of the solid can be neglected. Using the relations between the Lamé constants and the elastic modulus of an isotropic solid, the axial stress $\tilde{\sigma}_{11}$ is obtained in terms of the fractional-order axial normal strain using Eq. (7) as:

$$\tilde{\sigma}_{11}(x_1, x_3) = E\tilde{\epsilon}_{11}(x_1, x_3) \quad (11)$$

where E is the elastic modulus of the solid. Employing the above constitutive relations, the deformation energy \mathcal{U} of the nonlocal elastic beam of volume Ω is obtained as:

$$\mathcal{U} = \frac{1}{2} \int_{\Omega} \tilde{\sigma}_{11}(x_1, x_3) \tilde{\epsilon}_{11}(x_1, x_3) dV \quad (12)$$

Using the above constitutive model for the fractional-order nonlocal elastic beam, we derive the governing differential equations in their strong form and the associated boundary conditions by imposing optimality conditions on the total nonlocal potential energy functional given as:

$$\Pi[\mathbf{u}(\mathbf{x})] = \mathcal{U} - \int_L F_a(x_1) u_0(x_1) dx_1 - \int_L F_t(x_1) w_0(x_1) dx_1 \quad (13)$$

where the additional integrals in the above expression correspond to the work done by the axial force $F_a(x_1)$ and the transverse force $F_t(x_1)$, which are applied externally on the plane perpendicular to mid-plane of the beam at $\mathbf{x}(x_1, 0)$. In the above system, we have also assumed that there are no body forces applied.

C. Governing equations

The quasi-static nonlocal elastic response of the beam modeled by the fractional-order continuum model described above is obtained by solving the following system of equations:

$${}^{R-RL}_{x_1-l_B} D_{x_1+l_A}^\alpha N(x_1) + F_a(x_1) = 0 \quad \forall \quad x_1 \in (0, L) \quad (14a)$$

$$\frac{d}{dx_1} [{}^{R-RL}_{x_1-l_B} D_{x_1+l_A}^\alpha M(x_1)] + F_t(x_1) = 0 \quad \forall \quad x_1 \in (0, L) \quad (14b)$$

and subject to the boundary conditions:

$$N(x_1) = 0 \quad \text{or} \quad \delta u_0(x_1) = 0 \quad \text{at} \quad x_1 \in \{0, L\} \quad (14c)$$

$$M(x_1) = 0 \quad \text{or} \quad \delta \left[\frac{dw_0(x_1)}{dx_1} \right] = 0 \quad \text{at} \quad x_1 \in \{0, L\} \quad (14d)$$

$$\frac{dM(x_1)}{dx_1} = 0 \quad \text{or} \quad \delta w_0(x_1) = 0 \quad \text{at} \quad x_1 \in \{0, L\} \quad (14e)$$

where $N(x_1)$ and $M(x_1)$ are the axial and bending stress resultants, respectively, given as:

$$N(x_1) = \int_{-b/2}^{b/2} \int_{-h/2}^{h/2} \tilde{\sigma}_{11} \, dx_3 \, dx_2 \quad (14f)$$

$$M(x_1) = \int_{-b/2}^{b/2} \int_{-h/2}^{h/2} x_3 \, \tilde{\sigma}_{11} \, dx_3 \, dx_2 \quad (14g)$$

In the Eqs. (14a,14b), ${}^{R-RL}_{x_1-l_B} D_{x_1+l_A}^\alpha(\cdot)$ is a Riesz-type Riemann-Liouville (RL) derivative of order α defined analogous to the RC derivative in Eq. (5) as:

$${}^{R-RL}_{x_1-l_B} D_{x_1+l_A}^\alpha(\cdot) = \frac{1}{2} \Gamma(2-\alpha) \left[l_B^{\alpha-1} ({}^{RL}_{x_1-l_B} D_{x_1}^\alpha(\cdot)) - l_A^{\alpha-1} ({}^{RL}_{x_1} D_{x_1+l_A}^\alpha(\cdot)) \right] \quad (15)$$

where ${}^{RL}_{x_1-l_B} D_{x_1}^\alpha$ and ${}^{RL}_{x_1} D_{x_1+l_A}^\alpha$ are the left- and right-Riemann Liouville fractional derivatives of order α . Note that the governing equations for the axial and transverse displacements are uncoupled, similar to what is seen in the classical (local) Euler-Bernoulli beam formulation. Further, as expected, the classical Euler-Bernoulli beam governing equations and boundary conditions are recovered for $\alpha = 1$. Note that the solution of the above equations yield mid-plane axial and transverse displacements $u_0(x_1)$ and $w_0(x_1)$. The entire displacement field of the beam can then be obtained using Eq. (8). We emphasize that since the mapping, $\mathbf{x} = \boldsymbol{\Psi}(\mathbf{X})$, in Eq. (1) is continuous and invertible, the displacement field $\mathbf{u}(\mathbf{x})$ also belongs to a class ψ of all kinematically admissible displacement fields such that every $\mathbf{u}(\mathbf{x}) \in \psi$ is continuous and satisfies the boundary conditions in the Eqs. (14c,14d). With this condition on the admissible displacement fields we prove the following:

Theorem #1. *The set of linear operators describing the governing differential equations (14a-14g) of the beam are self-adjoint.*

Proof. First, we present the proof for the self-adjointness of the operator of the governing equation representing axial motion. Using the expression for the stress resultant in Eq. (14f), the governing equation in the axial direction (Eq. (14a)) is recast into the following:

$${}^{R-RL}_{x_1-l_B} D_{x_1+l_A}^\alpha [D_{x_1}^\alpha u_0(x_1)] + \frac{F_a(x_1)}{Ebh} = 0 \quad \forall \quad x_1 \in (0, L) \quad (16a)$$

and subject to the boundary conditions:

$$\frac{du_0(x_1)}{dx_1} = 0 \quad \text{or} \quad \delta u_0(x_1) = 0 \quad \text{at} \quad x_1 \in \{0, L\} \quad (16b)$$

The boundary conditions for the definition of RC derivative given in Eq. (5) consist of integer-order derivatives as shown in [57]. The operator pertaining to the above fractional-order differential equation is chosen as:

$$\tilde{\mathbb{L}}(\cdot) = {}^{R-RL}_{x_1-l_B} D_{x_1+l_A}^\alpha [D_{x_1}^\alpha(\cdot)] \quad (17)$$

Note that the fractional operator $\tilde{\mathbb{L}}(\cdot)$ is linear in nature [60]. We consider the inner-product $\langle \tilde{\mathbb{L}}(u_0), v_0 \rangle$ such that u_0 and v_0 satisfy the boundary conditions given in Eq. (16b):

$$\langle \tilde{\mathbb{L}}(u_0), v_0 \rangle = \int_0^L v_0(x_1) {}^{R-RL}D_{x_1-l_B}^\alpha [D_{x_1}^\alpha u_0(x_1)] dx_1 \quad (18)$$

Using the definition of the Riesz-type Riemann-Liouville fractional derivative given in Eq. (15) the above integration is expressed as:

$$\langle \tilde{\mathbb{L}}(u_0), v_0 \rangle = \frac{1}{2}\Gamma(2-\alpha) \int_0^L v_0(x_1) \left[l_B^{\alpha-1} \frac{d}{dx_1} \int_{x_1-l_B}^{x_1} \frac{D_{s_1}^\alpha u_0(s_1)}{(x_1-s_1)^\alpha} ds_1 + l_A^{\alpha-1} \frac{d}{dx_1} \int_{x_1}^{x_1+l_A} \frac{D_{s_1}^\alpha u_0(s_1)}{(s_1-x_1)^\alpha} ds_1 \right] dx_1 \quad (19)$$

We further evaluate the above integrals using integration by parts to obtain the following:

$$\langle \tilde{\mathbb{L}}(u_0), v_0 \rangle = \frac{1}{2}\Gamma(2-\alpha) \int_0^L \frac{dv_0(x_1)}{dx_1} \left[l_B^{\alpha-1} \int_{x_1-l_B}^{x_1} \frac{D_{s_1}^\alpha u_0(s_1)}{(x_1-s_1)^\alpha} ds_1 + l_A^{\alpha-1} \int_{x_1}^{x_1+l_A} \frac{D_{s_1}^\alpha u_0(s_1)}{(s_1-x_1)^\alpha} ds_1 \right] dx_1 + v_0 \frac{du_0}{dx_1} \Big|_0^L \quad (20)$$

We again highlight that the boundary conditions obtained during the simplification of Eq. (19) to Eq. (20) are integer-order due to the definition of the RC derivative as has been shown in [57]. We exchange the order of integration in the above integrals and further, use the boundary conditions in Eq. (16b) to obtain the following expression:

$$\langle \tilde{\mathbb{L}}(u_0), v_0 \rangle = \frac{1}{2}\Gamma(2-\alpha) \int_0^L D_{s_1}^\alpha u_0(s_1) \left[l_B^{\alpha-1} \int_{s_1}^{s_1+l_B} \frac{D_{x_1}^1 v_0(x_1)}{(x_1-s_1)^\alpha} dx_1 + l_A^{\alpha-1} \int_{s_1-l_A}^{s_1} \frac{D_{x_1}^1 v_0(x_1)}{(s_1-x_1)^\alpha} dx_1 \right] ds_1 \quad (21)$$

Using the definition of the RC derivative given in Eq. (5), the above integral is simplified as:

$$\langle \tilde{\mathbb{L}}(u_0), v_0 \rangle = \int_0^L D_{x_1}^\alpha [u_0(x_1)] D_{x_1}^\alpha [v_0(x_1)] dx_1 \quad (22)$$

By exploiting the symmetry in the above expression, we can write the following:

$$\langle u_0, \tilde{\mathbb{L}}(v_0) \rangle = \int_0^L D_{x_1}^\alpha [u_0(x_1)] D_{x_1}^\alpha [v_0(x_1)] dx_1 \quad (23)$$

By comparing the Eq. (22) and Eq. (23), it is clear that the operator $\tilde{\mathbb{L}}(\cdot)$ is self-adjoint. By following the steps through Eqs. (16-23), it can be similarly shown that the operator describing the transverse governing equation of the beam is also self-adjoint in nature. For the sake of brevity, we skip the proof here. This establishes the claim in Theorem #1.

It immediately follows from the Theorem #1 that the system is positive definite. This can be easily verified by considering $\langle \tilde{\mathbb{L}}(u_0), u_0 \rangle$ in the Eq. (22), which results in a quadratic form within the integral. We emphasize that the self-adjointness and positive definiteness of the system hold independently of boundary conditions. This is particularly exciting, because it is established in the literature that it is not possible to define a self-adjoint quadratic potential energy for the classical integral approach to nonlocal elasticity [22, 64]. Thus, the fractional-order modeling of nonlocality presents us with a way to model nonlocality while ensuring a self-adjoint positive definite system. We will show in §IV that this characteristic further ensures a consistent softening behaviour of the beam with the increasing level of nonlocality, regardless of the boundary conditions. This is unlike the paradoxical predictions of hardening or absence of nonlocal effects, for certain combinations of boundary conditions, in the nonlocal integral theories for beams presented in [21, 22, 44].

Theorem #2. *The displacement field $\mathbf{u}(\mathbf{x})$ which solves the set of equations and boundary conditions in Eqs. (14a-14g) (if it exists) is unique in the class ψ . Further, the strain and stress fields $\tilde{\boldsymbol{\epsilon}}(\mathbf{x})$ and $\tilde{\boldsymbol{\sigma}}(\mathbf{x})$ corresponding to the solution $\mathbf{u}(\mathbf{x})$ are also unique.*

Proof. The proof of the uniqueness of the solution to Eqs. (14a-14g) is obtained through the method of contradiction, similar to classical continuum analysis. For this, we assume that there exists two different set of solutions to the Eqs. (14a-14g) given by $\{\mathbf{u}^{(1)}, \tilde{\boldsymbol{\epsilon}}^{(1)}, \tilde{\boldsymbol{\sigma}}^{(1)}\}$ and $\{\mathbf{u}^{(2)}, \tilde{\boldsymbol{\epsilon}}^{(2)}, \tilde{\boldsymbol{\sigma}}^{(2)}\}$. We now consider the difference in the displacement and strain fields. The strain field, $\Delta \tilde{\boldsymbol{\epsilon}} = \tilde{\boldsymbol{\epsilon}}^{(1)} - \tilde{\boldsymbol{\epsilon}}^{(2)}$, is also compatible with zero natural boundary conditions. Similarly,

the stress field, $\Delta\tilde{\sigma} = \tilde{\sigma}^{(1)} - \tilde{\sigma}^{(2)}$ caused by $\Delta\tilde{\epsilon}$ is in equilibrium with zero axial and transverse forces. Clearly, the difference fields $\{\Delta\tilde{\epsilon}, \Delta\tilde{\sigma}\}$ satisfy the homogeneous part of the governing equations and boundary conditions (14a,14b). Hence, the principle of virtual work dictates that:

$$\int_{\Omega} \Delta\tilde{\sigma}_{ij} \Delta\tilde{\epsilon}_{ij} = 0 \quad (24)$$

Using the constitutive relation in Eq. (7), the integral in Eq. (24) simplifies to:

$$\int_{\Omega} (2\mu\Delta\tilde{\epsilon}_{ij} + \lambda\Delta\tilde{\epsilon}_{kk}\delta_{ij})\Delta\tilde{\epsilon}_{ij} = 0 \quad (25)$$

Given the positive definite nature of the above integral, the equality will hold if $\Delta\tilde{\epsilon} = 0 \forall \mathbf{x} \in \Omega$. Hence $\tilde{\epsilon}^{(1)} = \tilde{\epsilon}^{(2)} \forall \mathbf{x} \in \Omega$, and consequently from Eq. (7), $\tilde{\sigma}^{(1)} = \tilde{\sigma}^{(2)} \forall \mathbf{x} \in \Omega$. Further, we highlight here that given the fractional (nonlocal) nature of the strain it might seem that different displacement fields could produce the same strain at a point. However, note that the attenuation function used within the kernel of the fractional derivative is monotonic in nature. Hence, for a given set of fractional parameters $\{\alpha, l_A, l_B\}$, the monotonicity of the kernel dictates that the displacement field is unique. This establishes the uniqueness of the solution set $\{\mathbf{u}, \tilde{\epsilon}, \tilde{\sigma}\}$. We emphasize that although we consider only the 2D isotropic beam problem, the argument in Theorem #2 is applicable to any generalized elasticity problem.

Theorem #3. *The displacement field $\mathbf{u}(\mathbf{x}) \in \psi$ which solves the Eqs. (14a-14g) minimizes the total potential energy functional given in Eq. (13) in the class ψ , and conversely, the displacement field minimizing the functional in Eq. (13) solves the nonlocal beam governing Eqs. (14a-14g).*

Proof of the first claim. Let $\mathbf{u}^\dagger \in \psi$ be the unique solution to the system of equations (14a-14g). Note that we have implicitly assumed that the solution to Eqs. (14a-14g) exists. Following the standard process of variational calculus we assume $\mathbf{u} = \mathbf{u}^\dagger + \delta\mathbf{u}$ is another kinematically admissible field such that $\delta\mathbf{u} \in \psi^\dagger$. The class ψ^\dagger is similar to the class ψ except for the boundary points $\mathbf{x}(x_1, x_3) \forall x_1 \in \{0, L\}$, where the displacement degrees of freedom $\{u_0, w_0, dw_0/dx_1\} = 0$ in context of Eqs. (14a-14g). We highlight here that all quantities \square^\dagger correspond to the displacement field \mathbf{u}^\dagger . Under the above conditions Eq. (13) yields:

$$\Pi[\mathbf{u}] = \Pi[\mathbf{u}^\dagger] + \delta\Pi + \frac{1}{2}\delta^2\Pi \quad (26)$$

where $\delta\Pi$ and $\delta^2\Pi$ are the first and second variations of Π from \mathbf{u}^\dagger . Using the Eqs. (11,12), the first variation $\delta\Pi$ is obtained as:

$$\delta\Pi = \int_{\Omega} E \tilde{\epsilon}_{11}^\dagger(x_1, x_3) \delta[\tilde{\epsilon}_{11}(x_1, x_3)] dV - \int_L F_a(x_1) \delta u_0 dx - \int_L F_t(x_1) \delta w_0 dx \quad (27)$$

Further, using the Eqs. (8-10) we simplify $\delta\Pi$ to be:

$$\delta\Pi = \int_0^L N^\dagger(x_1) D_{x_1}^\alpha [\delta u_0(x_1)] dx_1 - \int_0^L M^\dagger(x_1) D_{x_1}^\alpha \left[\frac{d\delta w_0(x_1)}{dx_1} \right] dx_1 - \int_0^L F_a(x_1) \delta u_0 dx - \int_0^L F_t(x_1) \delta w_0 dx \quad (28)$$

Before proceeding to further simplify the first variation $\delta\Pi$, we highlight here that the use of variational calculus for the derivation of Euler-Lagrange equations and the transversality conditions has been carried out in [1–3] for fixed terminals of the fractional derivatives. However, in this study, as described in §II A, the terminals of the fractional derivatives (equal to the horizon of nonlocality) are position dependent at points close to material boundaries leading to a truncation of the length scales and asymmetry of the horizon of nonlocality. This possible asymmetry in the terminals of the left- and right-handed derivatives in the RC derivative is taken care while simplifying $\delta\Pi$ in Eq. (28). Using the definition of RC derivative given in Eq. (5) and standard rules of integration, the first and second integrals in the right-hand side of Eq. (28) are simplified to be:

$$\int_0^L N^\dagger(x_1) D_{x_1}^\alpha [\delta u_0(x_1)] dx_1 = - \int_0^L [{}_{x_1-l_B}^{R-RL} D_{x_1+l_A}^\alpha N^\dagger(x_1)] \delta u_0(x_1) dx_1 + [N^\dagger(x_1) \delta u_0(x_1)] \Big|_0^L \quad (29a)$$

$$\int_0^L M^\dagger(x_1) D_{x_1}^\alpha \left[\frac{dw_0(x_1)}{dx_1} \right] dx_1 = \int_0^L \frac{d}{dx_1} \left[{}^{R-RL}D_{x_1-l_B}^\alpha M^\dagger(x_1) \right] \delta w_0(x_1) dx_1 + \left[M^\dagger(x_1) \delta \left(\frac{dw_0(x_1)}{dx_1} \right) \right] \Big|_0^L - \left[\frac{dM^\dagger(x_1)}{dx_1} \delta w_0(x_1) \right] \Big|_0^L \quad (29b)$$

The detailed steps leading to the simplifications in Eq. (29) are outlined in the Appendix. Using Eqs. (14,28,29) it can be shown that $\delta\Pi = 0$. Additionally, the second variation $\delta^2\Pi$ is given as:

$$\delta^2\Pi = \int_\Omega E \delta[\tilde{\epsilon}_{11}(x_1, x_3)] \delta[\tilde{\epsilon}_{11}(x_1, x_3)] dV \quad (30)$$

For any nontrivial $\delta\mathbf{u} \in \psi^\dagger$ we have from the above equation $\delta^2\Pi > 0$. This leads us to the inequality:

$$\Pi[\mathbf{u}] = \Pi[\mathbf{u}^\dagger] + \frac{1}{2}\delta^2\Pi \geq \Pi[\mathbf{u}^\dagger] \quad \forall \quad \mathbf{u} \in \psi \quad (31)$$

Note that the equality holds *iff* $\mathbf{u} = \mathbf{u}^\dagger \quad \forall \quad \mathbf{x} \in \Omega$. Clearly as claimed in *Theorem #3*, the displacement field \mathbf{u}^\dagger which solves the system of equations (14) minimizes the functional Π in the class ψ .

Proof of the second claim. Let \mathbf{u}^\dagger be the unique solution to the minimization problem: $\min \Pi[\mathbf{u}]$ such that $\mathbf{u} \in \psi$. The minimization implies that for any variation $\delta\mathbf{u} \in \psi^\dagger$, $\delta\Pi$ evaluated at \mathbf{u}^\dagger must be identically zero. The $\delta\Pi$ is evaluated through Eqs. (28,29) where \mathbf{u}^\dagger , in the context of this proof, minimizes the functional Π . Clearly, the stress field corresponding to the displacement field \mathbf{u}^\dagger uniquely satisfies the equilibrium Eqs. (14), and thus the set $\{\mathbf{u}^\dagger, \tilde{\epsilon}^\dagger, \tilde{\sigma}^\dagger\}$ solves the fractional-order Euler-Bernoulli beam equations.

III. FRACTIONAL FINITE ELEMENT METHOD (F-FEM)

The fractional-order nonlocal boundary value problem described by the Eqs. (14a-14e) are numerically solved via a nonlocal finite element method. As discussed in §I, the FE formulation developed for the fractional-order boundary value problem builds upon the FE methods developed in the literature for integral models of nonlocal elasticity [54, 59]. However, several modifications are necessary owing to the choice and the behaviour of the attenuation functions used in the definition of the fractional-order derivatives, as well as the nonlocal continuum model adopted in this study.

A. f-FEM formulation

The f-FEM is formulated starting from a discretized form of the total potential energy functional $\Pi[\mathbf{u}(\mathbf{x})]$ given in Eq. (13). Adopting the standard formalism of FEM, the domain $\Omega = [0, L]$ (in case of the slender beam, the length along x_1 direction) is divided into N_e finite elements denoted as Ω_e with $e = \{1, \dots, N_e\}$ such that $\cup_{e=1}^{N_e} \Omega_e = \Omega$ and $\Omega_j \cap \Omega_k = \emptyset \quad \forall \quad j \neq k$. The unknown variables corresponding to the fractional Euler-Bernoulli theory are given as:

$$\{\mathbf{u}(\mathbf{x})\}^T = [u_0(x_1) \quad w_0(x_1)] \quad (32)$$

The above vector at any point x_1 within Ω_e is evaluated by an interpolation using the corresponding values at nodes of the element Ω_e . From the definitions of the strains given in Eq. (9), it may be noted that the interpolation of axial displacement may be carried out using a linear Lagrange approximation, while the transverse displacement field would require the cubic Hermite approximation functions. Therefore, the primary variables at x_1 may be expressed as:

$$\{u(x_1)\} = [\hat{N}(x_1)]\{X_g\} \quad (33)$$

where $\{X_g\}$ is a vector of the global nodal variables, also referred to as the generalized displacement coordinates, and $[\hat{N}(x_1)]$ is a matrix with appropriate shape functions. We have used the hat symbol on the shape function matrix in order to distinguish it from the axial stress resultant $N(x_1)$. From the definition given in Eq. (6), the axial strain in

the beam is expressed as:

$$\tilde{\epsilon}_{11}(x_1, x_3) = \frac{1}{2}(1 - \alpha)l_A^{\alpha-1} \left[\int_{x_1-l_A}^{x_1} \frac{\epsilon_{11}^I(s_1, x_3)}{(x_1 - s_1)^\alpha} ds_1 \right] + \frac{1}{2}(1 - \alpha)l_B^{\alpha-1} \left[\int_{x_1}^{x_1+l_B} \frac{\epsilon_{11}^I(s_1, x_3)}{(s_1 - x_1)^\alpha} ds_1 \right] \quad (34)$$

where $\epsilon_{11}^I(s_1, x_3)$ is the classical strain (first integer-order derivative of the displacement u_1) and s_1 is a dummy variable in the direction $\hat{\mathbf{x}}_1$ used within the definition of the fractional-order derivative. The above expression is recast into the following:

$$\tilde{\epsilon}_{11}(x_1, x_3) = \int_{x_1-l_A}^{x_1} A_L(x_1, s_1, l_A, \alpha) \epsilon_{11}^I(s_1, x_3) ds_1 + \int_{x_1}^{x_1+l_B} A_R(x_1, s_1, l_B, \alpha) \epsilon_{11}^I(s_1, x_3) ds_1 \quad (35a)$$

where

$$A_L(x_1, s_1, l_A, \alpha) = \frac{1}{2}(1 - \alpha)l_A^{\alpha-1} \frac{1}{|s_1 - x_1|^\alpha} \quad (35b)$$

$$A_R(x_1, s_1, l_B, \alpha) = \frac{1}{2}(1 - \alpha)l_B^{\alpha-1} \frac{1}{|s_1 - x_1|^\alpha} \quad (35c)$$

Note that $A_L(x_1, s_1, l_A, \alpha)$ and $A_R(x_1, s_1, l_B, \alpha)$ are functions of the relative distance between the points x_1 and s_1 , and can be interpreted as similar to the attenuation functions used in integral models of nonlocal elasticity. Clearly, the attenuation decays as a power-law in the distance with an exponent equal to the order α of the fractional derivative.

Given the nonlocal nature, the expression of the strain in Eq. (34) involves a convolution such that all the points within the horizon of nonlocality ($x_1 - l_A, x_1 + l_B$) contribute to the strain at the point $x_1 \in \Omega_e$. While obtaining the FE approximation, the nonlocal contributions from the different finite elements $\tilde{\Omega}_e$ in the horizon ($x_1 - l_A, x_1 + l_B$) have to be correctly attributed to the corresponding nodes of those elements ($\tilde{\Omega}_e$) through appropriate connectivity matrices. In order to correctly attribute these nonlocal contribution, it is essential that we express the nonlocal strain in Eq. (34) as an approximation in terms of the global nodal variables $\{X_g\}$. The process to account for these nonlocal contributions to the elements $\tilde{\Omega}_e$ in the horizon of the element Ω_e is discussed in detail in the following.

The expression for the integer-order strain $\epsilon_{11}^I(x_1, x_3)$ used in the convolution in Eq. (34) is evaluated for the displacement field given in Eq. (8) and expressed in terms of the corresponding nodal variables as:

$$\epsilon_{11}^I(s_1, x_3) = \{Z(x_3)\}[B(s_1)]\{X_l(s_1)\} \quad (36)$$

where $\{Z(x_3)\} = \{1 \ -x_3\}$. $\{X_l(s_1)\}$ is a column vector consisting of the generalized displacements of the nodes of the element enclosing the point s_1 . The subscript l denotes that $X_l(s_1)$ is a vector containing the local nodal variables of a particular element. We highlight that, in this work, we have used a two-noded element. For the two-noded element $\{X_l(s_1)\}$ is given as:

$$\{X_l(s_1)\}^T = \left[u_0^{(1)} \quad w_0^{(1)} \quad \frac{dw_0^{(1)}}{ds_1} \quad u_0^{(2)} \quad w_0^{(2)} \quad \frac{dw_0^{(2)}}{ds_1} \right] \quad (37)$$

where the superscripts $(\cdot)^{(1)}$ and $(\cdot)^{(2)}$ indicate the local node numbers for the element containing the point s_1 . As evident from Eq. (37), there are three degrees of freedom per node. $[B(s_1)]$ is given as:

$$[B(s_1)] = \begin{bmatrix} \frac{d\mathcal{L}_1^e}{ds_1} & 0 & 0 & \frac{d\mathcal{L}_2^e}{ds_1} & 0 & 0 \\ 0 & \frac{d^2\mathcal{H}_1^e}{ds_1^2} & \frac{d^2\mathcal{H}_2^e}{ds_1^2} & 0 & \frac{d^2\mathcal{H}_3^e}{ds_1^2} & \frac{d^2\mathcal{H}_4^e}{ds_1^2} \end{bmatrix} \quad (38)$$

where \mathcal{L}_1^e and \mathcal{L}_2^e are the linear Lagrange shape functions, and \mathcal{H}_k^e with $k \in \{1, 2, 3, 4\}$ are the cubic Hermite shape functions for the two nodes of the element enclosing the point s_1 .

Using the expression for ϵ_{11}^I derived in Eq. (36) the nonlocal strain $\tilde{\epsilon}_{11}$ in Eq. (35) is obtained as:

$$\tilde{\epsilon}_{11}(x_1, x_3) = \int_{x_1-l_A}^{x_1+l_B} A(x_1, s_1, l_A, l_B, \alpha) \{Z(x_3)\}[B(s_1)]\{X_l(s_1)\} ds_1 \quad (39a)$$

where

$$A(x_1, s_1, l_A, l_B, \alpha) = \begin{cases} A_L(x_1, s_1, l_A, \alpha) & s_1 \in (x_1 - l_A, x_1) \\ A_R(x_1, s_1, l_B, \alpha) & s_1 \in (x_1, x_1 + l_B) \end{cases} \quad (39b)$$

Note that the convolution in Eq. (39) requires the contribution of the generalized nodal displacements $X_l(s_1)$ across the horizon of nonlocality such that $s_1 \in (x_1 - l_A, x_1 + l_B)$. $X_l(s_1)$ is further linked to the global nodal variables $\{X_g\}$ through a connectivity matrix $[\tilde{\mathcal{C}}]$ in the following manner:

$$\{X_l(s_1)\} = [\tilde{\mathcal{C}}(x_1, s_1)]\{X_g\} \quad (40)$$

The connectivity matrix $[\tilde{\mathcal{C}}(x_1, s_1)]$ is crafted such that it activates only the contribution of those nodes that lie within the horizon of nonlocality at the point x_1 , i.e. for all the nodes enclosing s_1 such that $s_1 \in (x_1 - l_A, x_1 + l_B)$. More specifically, for a given point x_1 , $\{X_l(s_1)\} = \{X_l(s_1)\} \forall s_1 \in (x_1 - l_A, x_1 + l_B)$ and $\{X_l(s_1)\} = 0$ otherwise. Using the connectivity matrix, Eq. (39) is simplified to:

$$\tilde{\epsilon}_{11}(x_1, x_3) = [Z(x_3)][\tilde{B}(x_1)]\{X_g\} \quad (41a)$$

where

$$[\tilde{B}(x_1)] = \int_{x_1 - l_A}^{x_1 + l_B} A(x_1, s_1, l_A, l_B, \alpha)\{B(s_1)\}[\tilde{\mathcal{C}}(x_1, s_1)]ds_1 \quad (41b)$$

The above expression for the nonlocal strain is used along with the constitutive relations in Eq. (11) to obtain the total deformation energy defined in Eq. (12) as:

$$\mathcal{U} = \frac{1}{2}\{X_g\}^T[\tilde{K}]\{X_g\} \quad (42)$$

where the nonlocal stiffness matrix $[\tilde{K}]$ is given as:

$$[\tilde{K}] = \int_0^L [\tilde{B}(x_1)]^T[D][\tilde{B}(x_1)]dx_1 \quad (43a)$$

where

$$[D] = b \int_{-h/2}^{h/2} E[Z_1(x_3)]^T[Z_1(x_3)]dx_3 \quad (43b)$$

Note that the use of the connectivity matrix in Eq. (40) results in the fact that the global stiffness matrix \tilde{K} is obtained directly in the global form, hence not requiring a separate assembly process for the element stiffness matrices. As discussed in [59], owing to the existence of cross-stiffness matrices, the assembly of the element stiffness matrices in a nonlocal FEM requires care and it is not as immediate as the case of a local FEM. Although it might appear that this assembly strategy would require the use of larger (global) matrices, we emphasize that simple principles of connectivity are used to avoid the multiplication of large sparse matrices in Eq. (41), similar to what is done in local FEM. We have provided the specific details of the assembly process in §III B where the numerical integration procedure is presented in detail.

The work done by the external axial and transverse forces (see Fig. (2)) on the beam is expressed in the following manner:

$$\mathcal{V} = \{F_{ext}\}\{X_g\} \quad (44a)$$

where

$$\{F_{ext}\} = \int_0^L [F_a(x_1) \ F_t(x_1)] [\hat{N}(x_1)] dx_1 \quad (44b)$$

The final algebraic equations describing the FE model of the Euler-Bernoulli beam are now obtained by minimizing

the total potential energy of the system $\Pi = \mathcal{U} - \mathcal{V}$ as:

$$[\tilde{K}]\{X_g\} = \{F_{ext}\} \quad (45)$$

The solution of the above algebraic equations gives the nodal generalized displacement coordinates.

B. Numerical integration and nonlocal matrices

In this section, we provide details regarding the numerical scheme employed for the integration of the stiffness matrix and of the force vector. As already discussed the evaluation of the nonlocal stiffness matrix involves a convolution of the classical strain (ϵ_{11}^I) with the attenuation function ($A(x_1, s_1, l_A, l_B, \alpha)$) due to the fractional-order description of the kinematics (see Eq. (4)). Clearly, when compared to the local FEM, an additional integration procedure has to be carried out to account for the nonlocal behavior. The nonlocal interactions across a characteristic length (here, the horizon of nonlocality) have already been accounted for numerically in [59, 61]. However, differently from these studies, the attenuation function $A(x_1, s_1, l_A, l_B, \alpha)$ in the fractional-order model involves a singularity at the point x_1 (more specifically, for $x_1 = s_1$) due to the nature of the kernel (see Eq. (35)). Although several studies have developed Galerkin FEM for fractional-order BVPs, the governing equations used in these studies do not satisfy the key physical constraints including dimensional consistency and frame-invariance of the nonlocal continuum model. As highlighted earlier, the governing equations used in this study are derived from a frame-invariant continuum model that is better suited to model nonlocal solids with finite and asymmetric horizons.

In order to perform the numerical integration of the nonlocal stiffness matrix, we adopt an isoparametric formulation (see [63, 90]) and introduce a natural coordinate system ξ_1 . The Jacobian of the transformation $x_1 \rightarrow \xi_1$ is given as $J(\xi_1)$. Using the Gauss-Legendre quadrature rule, the nonlocal stiffness matrix $[\tilde{K}]$ is obtained as:

$$[\tilde{K}] = \int_0^L [\tilde{B}(x_1)]^T [D] [\tilde{B}(x_1)] dx_1 \approx \sum_{i=1}^{N_e} \sum_{j=1}^{N_{GP}} w_j J^i [\tilde{B}(\xi_1^{i,j})]^T [D] [\tilde{B}(\xi_1^{i,j})] \quad (46)$$

where $\xi_1^{i,j}$ is the j -th Gauss integration point in the i -th element, w_j is the corresponding weight, and J^i is the Jacobian of the transformation for the i -th element. N_{GP} is the number of Gauss points used for the numerical integration over the element, and N_e is the total number of elements into which the beam has been discretized. As previously highlighted, $[\tilde{B}(x_1)]$ (equivalently, $[\tilde{B}(\xi_1^{i,j})]$ in the discretized form) involves an additional integration given the presence of the fractional-order (see Eq. (41b)). In the following, we provide the details of this numerical integration.

Assume a uniform discretization of the beam such that the length of each element $\Omega^e \in \Omega$ is l_e . The integration in $\tilde{B}(x_1)$ has to be performed over the horizon of nonlocality of the point x_1 which is given as $(x_1 - l_A, x_1 + l_B)$. The number of elements within this horizon to the left (N_A^{inf}) and to the right (N_B^{inf}) side of x_1 are given as $N_A^{inf} = \lceil l_A/l_e \rceil$ and $N_B^{inf} = \lfloor l_B/l_e \rfloor$, respectively. The ceil ($\lceil \cdot \rceil$) and floor ($\lfloor \cdot \rfloor$) functions are used to round the number of elements to the greater integer on the left side and the lower integer on the right side. Using the above formalism, the matrix $[\tilde{B}(x_1)]$ is evaluated in the following manner:

$$\left[\tilde{B} \left(x_1^{(i,j)} \right) \right] = \int_{x_1^{i,j} - l_A}^{x_1^{i,j}} A_L(x_1^{i,j}, s_1, l_A, \alpha) [B(s_1)] [\tilde{C}(x_1^{i,j}, s_1)] ds_1 + \int_{x_1^{i,j}}^{x_1^{i,j} + l_B} A_R(x_1^{i,j}, s_1, l_B, \alpha) [B(s_1)] [\tilde{C}(x_1^{i,j}, s_1)] ds_1 \quad (47a)$$

$$\int_{x_1^{i,j} - l_A}^{x_1^{i,j}} A_L(x_1^{i,j}, s_1, l_A, \alpha) [B(s_1)] [\tilde{C}(x_1^{i,j}, s_1)] ds_1 = \int_{x_1^{i-N_A^{inf}}}^{x_1^{i-N_A^{inf}+1}} \mathcal{I}_L ds_1 + \dots + \int_{x_1^{i-1}}^{x_1^i} \mathcal{I}_L ds_1 + \int_{x_1^i}^{x_1^{i,j}} \mathcal{I}_L ds_1 \quad (47b)$$

$$\int_{x_1^{i,j}}^{x_1^{i,j} + l_B} A_R(x_1^{i,j}, s_1, l_B, \alpha) [B(s_1)] [\tilde{C}(x_1^{i,j}, s_1)] ds_1 = \int_{x_1^{i,j}}^{x_1^{i+1}} \mathcal{I}_R ds_1 + \int_{x_1^{i+1}}^{x_1^{i+2}} \mathcal{I}_R ds_1 + \dots + \int_{x_1^{i+N_B^{inf}-1}}^{x_1^{i+N_B^{inf}}} \mathcal{I}_R ds_1 \quad (47c)$$

where $x_1^{i,j}$ is the global coordinate of the Gauss-point $\xi_1^{i,j}$ within the i -th element, the ends of which are given as $[x_1^i, x_1^{i+1}]$. For the sake of brevity, we have denoted the integrands in the above equation in the following manner: $\mathcal{I}_L = A_L(x_1^{i,j}, s_1, l_A, \alpha) [B(s_1)] [\tilde{C}(x_1^{i,j}, s_1)]$, and $\mathcal{I}_R = A_R(x_1^{i,j}, s_1, l_B, \alpha) [B(s_1)] [\tilde{C}(x_1^{i,j}, s_1)]$. For the elements and the

associated Gauss-points that are close to the boundaries ($x_1 = 0$ or $x_1 = L$), the number of elements in the horizon N_{\square}^{inf} ($\square \in \{A, B\}$) are truncated appropriately, in order to account for the asymmetric length scales (see §II). Each integration in Eq. (47) across the elements $\tilde{\Omega}^e$ in the influence zone is performed using the Gauss-Legendre quadrature rule. We emphasize that the strain-displacement matrix for the RC fractional strain-displacement relations given in Eq. (9) is expressed as a convolution of the integer-order derivatives using $[B(s_1)]$ as shown in Eq. (41). Therefore, the computation of $[B(s_1)]$ is straightforward and follows from Eq. (36). The integration in Eq. (47) is now obtained as:

$$\int_{x_1^{i,j}-l_A}^{x_1^{i,j}} \mathcal{I}_L ds_1 = \underbrace{\int_{x_1^{i,j}-l_A}^{x_1^{i-N_A^{inf}}} \mathcal{I}_L ds_1 + \dots + \int_{x_1^{i-1}}^{x_1^i} \mathcal{I}_L ds_1}_{\text{Gauss-Legendre Quadrature}} + \underbrace{\int_{x_1^{i+1}}^{x_1^{i,j}} \mathcal{I}_L ds_1}_{\text{Singularity at } x_1^{i,j}} \quad (48a)$$

$$\int_{x_1^{i,j}}^{x_1^{i,j}+l_B} \mathcal{I}_R ds_1 = \underbrace{\int_{x_1^{i,j}}^{x_1^{i+1}} \mathcal{I}_R ds_1}_{\text{Singularity at } x_1^{i,j}} + \underbrace{\int_{x_1^{i+1}}^{x_1^{i+2}} \mathcal{I}_R ds_1 + \dots + \int_{x_1^{i+N_B^{inf}-1}}^{x_1^{i-N_B^{inf}}} \mathcal{I}_R ds_1}_{\text{Gauss-Legendre Quadrature}} \quad (48b)$$

As discussed earlier, a singularity occurs in the interval containing the Gauss-point $x_1^{i,j}$ for both the left and right integrals due to the nature of the fractional-order derivative kernel. This is unlike the attenuation functions employed for existing models of nonlocal integral elasticity, where no such singularity exists across the domain [59, 61]. Several numerical strategies have been formulated in the literature to evaluate integrals with end-point singularities, like the composite quadrature, singularity-removing transformations [80], graded meshes [65], and adaptive methods [25]. However, in this work, the end-point singularity in the integral is circumvented by a simple analytical evaluation of that particular integration. The Gauss-Legendre quadrature method used to numerically evaluate the other integrals in Eq. (48) without singularities is schematically illustrated in Fig. (3). This integration can also be carried out using other numerical integration procedures including the fast Gauss transform presented in [14]. However, the quadrature method allows a simpler implementation of the nonlocal FE code as discussed in [59]. Here below, we provide the expression of this quadrature based integration for the interaction between the p -th element lying in the horizon of nonlocality of the Gauss point $x_1^{i,j}$ and $x_1^{i,j}$ itself:

$$\int_{x_1^p}^{x_1^{p+1}} A_R(x_1^{i,j}, s_1, l_B, \alpha) [B(s_1)] [\tilde{\mathcal{C}}(x_1^{i,j}, s_1)] ds_1 = \sum_{k=1}^{N_{GP}} w_k J^p A_R(x_1^{i,j}, x_1^{p,k}, l_B, \alpha) [B(s_1^{p,k})] [\tilde{\mathcal{C}}(x_1^{i,j}, x_1^{p,k})] \quad (49)$$

where $x_1^{p,k}$ is the Cartesian coordinate of the k -th Gauss point in the p -th element which lies in the horizon of nonlocality of the i -th element, w_k is the corresponding weight and J^p is the associated Jacobian for this transformation for the p -th element. Note that given the nonlocal nature, the attenuation function has to be evaluated using the absolute Cartesian coordinates. In Eq. (49), we have implicitly assumed that the p -th element is on the right-hand horizon of $x_1^{i,j}$. However, the same analogy extends directly to evaluate the nonlocal contribution of any element that lies on the left-hand horizon of the point $x_1^{i,j}$. The above algorithm is used for the computation of $[\tilde{B}(x_1^{i,j})]$ at the Gauss-points necessary for the integration in Eq. (46) to obtain the stiffness matrix. The resulting stiffness matrix is then used in the algebraic equations of motion given in Eq. (45) to determine the generalized displacement coordinates of the fractional-order nonlocal beam.

Before going forward and using the above f-FEM to present numerical simulations, we discuss the assembly procedure of the nonlocal contributions from the elements $\tilde{\Omega}^e$ in the nonlocal horizon of a given point. As emphasized earlier, the matrix $\tilde{B}(x_1)$ is obtained directly in the global form. It is clear from the convolution in Eq. (49) that the connectivity matrix $[\tilde{\mathcal{C}}(x_1^{i,j}, x_1^{p,k})]$ would ensure the proper assembly of the $\tilde{B}(x_1)$ matrix. However, instead of directly multiplying the large connectivity matrix $\tilde{\mathcal{C}}$, its sparse nature is utilized to simplify the computation in the following manner:

$$\tilde{B}(:, 3n_p - 2 : 3(n_p + 1)) = \tilde{B}_l^{(p)} \quad (50)$$

where n_p and $n_p + 1$ are the global node numbers of the p -th element in the horizon of the point $x_1^{i,j}$. The colon symbol $(:)$ indicates a sweep operation. More specifically, in the above operation, both the rows of $\tilde{B}_l^{(p)}$ are assigned to both the rows of \tilde{B} , and the columns of $\tilde{B}_l^{(p)}$ are added to the column numbers ranging from $3n_p - 2$ to $3(n_p + 1)$ of

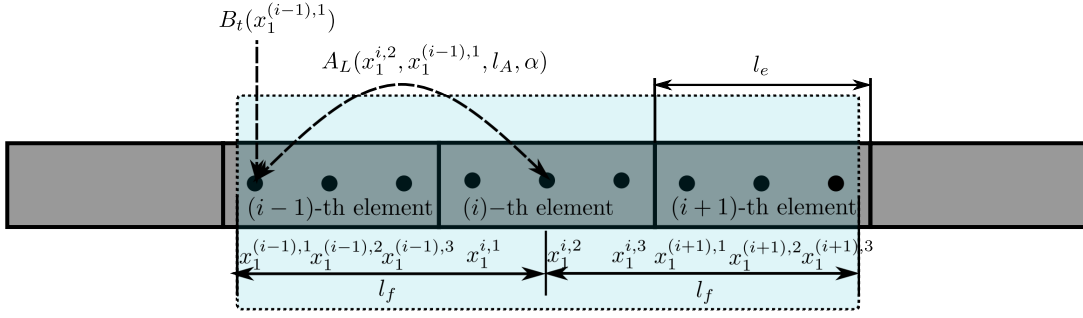


Figure 3: Illustration of the influence zone for the Gauss point $x_1^{i,2}$ and the evaluation of $[\tilde{B}(x_1^{i,2})]$.

the \tilde{B} matrix. $\tilde{B}_l^{(p)}$ is a local matrix corresponding to the p -th element in the horizon of the point $x_1^{i,j}$ and is given as:

$$\tilde{B}_l^{(p)} = \int_{x_1^p}^{x_1^{p+1}} A_R(x_1^{i,j}, s_1, l_B, \alpha) [B(s_1)] ds_1 \quad (51)$$

Note that the connectivity matrix $[\tilde{C}(x_1^{i,j}, s_1)]$ in Eqs. (49) is absent in the Eq. (51) rendering $\tilde{B}_l^{(p)}$ local. Another remark regarding the assembly procedure pertains to the fact that the Eq. (50) is valid under the assumptions made in this study of two nodes per element and three degrees of freedom per node. For a general case where the number of nodes in a element is n_k and the number of degrees of freedom per node is n_d the assembly procedure in Eq. (50) can be modified as:

$$\tilde{B}(:, n_d n_p - n_d + 1 : n_d (n_p + n_k - 1)) = \tilde{B}_l^{(p)} \quad (52)$$

where n_p and $n_p + n_k - 1$ are the global node numbers of the terminals of the p -th element. The above strategy ensures that the nonlocal contributions from the elements in the horizon of nonlocality of a given Gauss point $x_1^{i,j}$ are correctly attributed to their nodes in the global matrix \tilde{B} . Thus, the stiffness matrix \tilde{K} is obtained from Eq. (46) in the global form requiring no further assembly of the local and nonlocal stiffness contribution matrices.

IV. NUMERICAL RESULTS AND DISCUSSION

The f-FEM developed above is used to analyze the fractional-order nonlocal Euler-Bernoulli beam under various loading conditions. Further, the effect of the fractional order (α), and of the length scales (l_A, l_B) on the static response of the beam is analyzed here. The aspect ratio of the beam used in this study is fixed at $L/h = 100$, in order to satisfy the slender assumption for the Euler-Bernoulli beam displacement theory. The width of the beam is always maintained equal to h . The elastic modulus for the isotropic solid is $E = 30$ GPa. Note that although the above presented f-FEM is capable of simulating the static response of the fractional-order nonlocal beam under both axial and transverse loads, here we only present the results for the transverse response. Further, in the following, we have assumed a symmetric horizon of nonlocality for points sufficiently inside the domain of the beam, i.e., $l_A = l_B = l_f$. The horizon lengths on the appropriate side of a point are truncated as the point approaches the external boundary, as discussed in §II. Before presenting the results of the static response of the fractional-order nonlocal beam for the various loading conditions, we present the results of the studies carried out for validating the f-FEM and establishing its convergence.

A. Validation

We validate the f-FEM by comparing the results of the f-FEM against: (a) Validation #1: exact solution of a fractional-order beam clamped at both its ends and subject to a spatially varying transverse force; (b) Validation #2: exact solution of a fractional-order beam simply-supported at both its ends and subject to a spatially varying transverse force; and (c) Validation #3: changing the kernel of the fractional-order derivative to the exponential kernel used in nonlocal integral elasticity [34, 54] and comparing the obtained nonlocal response with the results

available in literature. The specific details of three-fold validation strategy are provided in the following.

Validation #1: the following transverse displacement of the mid-plane of the beam is assumed:

$$w_0(x_1) = L \left(\frac{x_1}{L} \right)^3 \left(1 - \frac{x_1}{L} \right)^3 \quad (53)$$

Note that the above transverse displacement satisfies the boundary conditions for a beam clamped at both ends. By using the strong form of the governing differential equations in Eq. (14b) the transverse load required for the above displacement response is obtained as:

$$F_t(x_1) = -\frac{6Eh^3}{L^3} \left[1 - 5 \left(\frac{x_1}{L} \right) + 5 \left(\frac{x_1}{L} \right)^2 + 10 \left(\frac{l_f}{L} \right)^2 \left(\frac{1-\alpha}{3-\alpha} \right) \right] \quad (54)$$

We highlight here that the assumed transverse displacement field is independent of α and l_f , hence resulting in a forcing function which is dependent on the fractional parameters. The transverse force distribution is then used within the f-FEM and the numerical approximation for the transverse displacement obtained from the f-FEM is compared against the exact solution given in Eq. (53) for different combinations of the order (α) and the length scale (l_f). The number of elements used in the discretization of the beam for generating the numerical results is maintained at ten times the ratio of the total length (L) and the length scale (l_f), i.e., $N_e = 10(L/l_f)$. We have established in §IV B that the f-FEM converges for this assumption of N_e . The numerical results in terms of the transverse displacement as well as the axial stress are presented in Fig. (4). The transverse displacement presented in Fig. (4) is normalized in the following manner:

$$\bar{w}(x_1) = \frac{64}{L} w_0(x_1) \quad (55)$$

As evident from Fig. (4), the match between the transverse displacement \bar{w} and the axial normal stress σ_{11} obtained numerically from the f-FEM and the exact solution is excellent. The error between the numerically obtained f-FEM and the exact solutions is less than 5% in all the cases.

Validation #2: repeating the strategy outlined in validation #1, the following expression is assumed to be the mid-plane transverse displacement of a simply-supported beam:

$$w_0(x_1) = \frac{L}{100} \left[\left(\frac{x_1}{L} \right)^6 + \frac{3}{2} \left(\frac{x_1}{L} \right)^5 - 4 \left(\frac{x_1}{L} \right)^4 - 2 \left(\frac{x_1}{L} \right)^3 + \frac{7}{2} \left(\frac{x_1}{L} \right) \right] \quad (56)$$

The above transverse displacement satisfies the essential and natural boundary conditions for a beam simply-supported at both ends. Again, by using the strong form of the governing differential equations given in Eq. (14b) the required transverse load is obtained as:

$$F_t(x_1) = -\frac{Eh^3}{1200L^3} \left[360 \left(\frac{x_1}{L} \right)^2 + 180 \left(\frac{x_1}{L} \right) + 720 \left(\frac{l_f}{L} \right)^2 \left(\frac{1-\alpha}{3-\alpha} \right) - 96 \right] \quad (57)$$

The above transverse force distribution is used within the f-FEM and the numerical approximation of the transverse displacement is obtained for different combinations of α and l_f . The numerical results obtained are presented in Fig. (5) and compared against the exact result. The number of elements used in the numerical simulation is also maintained at $N_e = 10(L/l_f)$. Both the transverse displacement and the axial stress of the mid-plane are compared in Fig. (5). The transverse displacement is normalized as:

$$\bar{w}(x_1) = \frac{16}{21L} w_0(x_1) \quad (58)$$

As evident from Fig. (5) the match between the numerically obtained f-FEM results and the exact solution is excellent and the error is less than 3% in all the cases.

Validation #3: We finally validate the presented f-FEM by simulating a nonlocal beam with an exponential attenuating function commonly used in nonlocal integral elasticity methods. The constitutive relations for the nonlocal

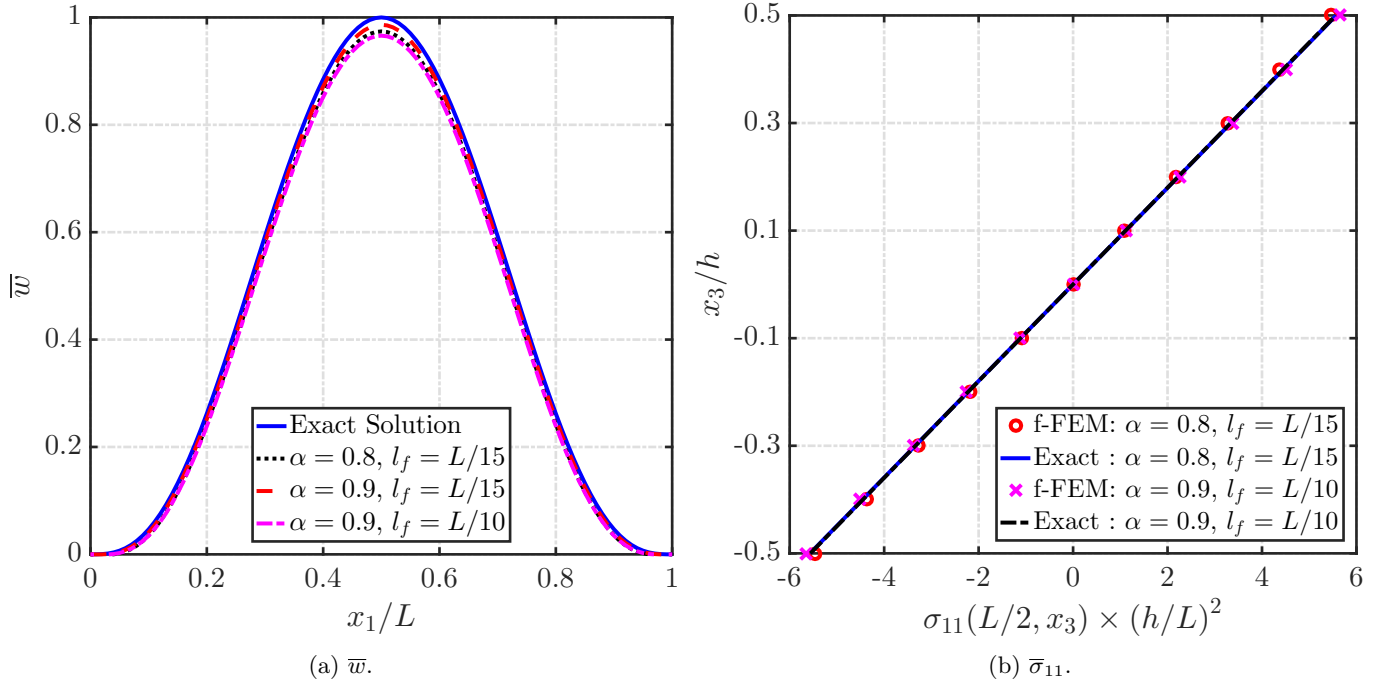


Figure 4: Numerical f-FEM results (a) transverse displacement, and (b) normal axial stress, corresponding to the assumed displacement field in Eq. (53) compared with the exact solutions for the clamped-clamped boundary condition. Note that in validation #1, we have assumed a transverse displacement field that is independent of α and l_f .

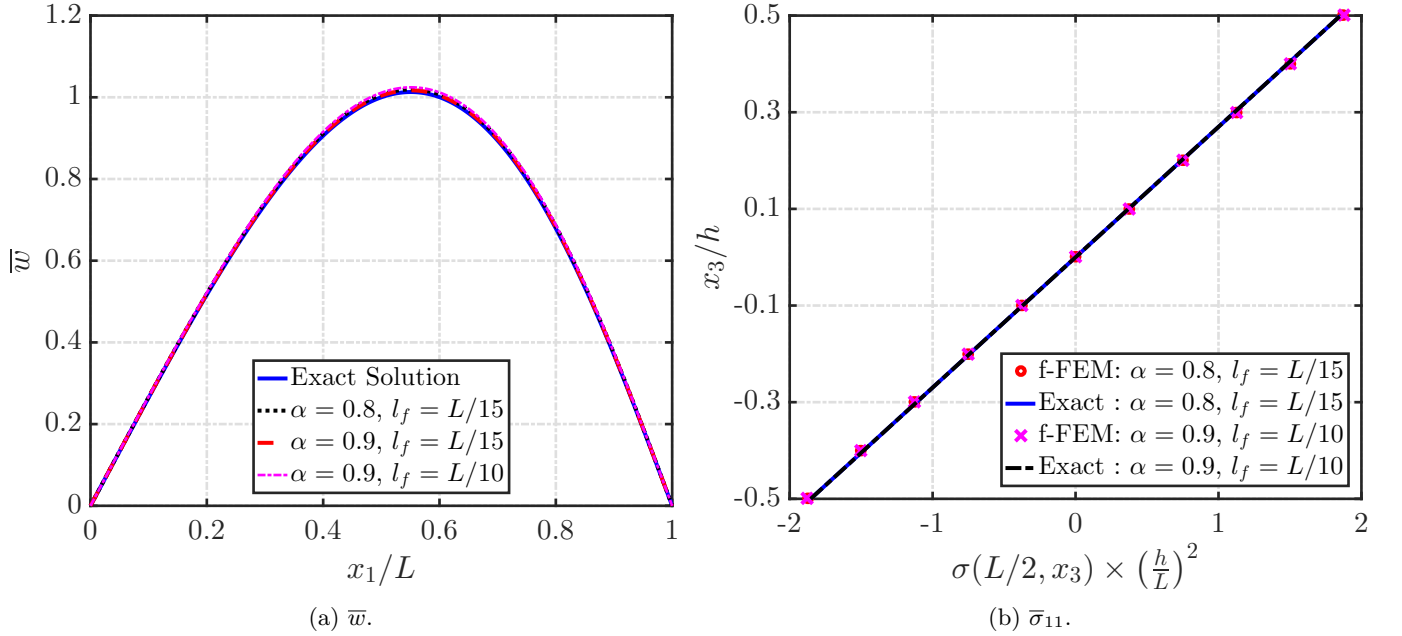


Figure 5: Numerical f-FEM results (a) transverse displacement, and (b) normal axial stress, corresponding to the assumed displacement field in Eq. (56) compared with the exact solutions for the simply-supported boundary condition. Note that in validation #2, we have assumed a transverse displacement which is independent of α and l_f .

integral elasticity are given as [31]:

$$\sigma_{ij}(\mathbf{x}) = \int_{\Omega} A(\mathbf{x}, \mathbf{s}, l) C_{ijkl} \epsilon_{kl}(\mathbf{s}) d\mathbf{s} \quad (59)$$

where $A(\mathbf{x}, \mathbf{s}, l)$ is the attenuation function typical of nonlocal integral elasticity models, C_{ijkl} is the constitutive matrix of the solid, and ϵ_{kl} is the integer-order classical strain. For this model, the total deformation energy necessary to develop the algebraic equations of equilibrium for the weak form is given by:

$$\Pi^{\text{Eringen}} = \int_{\Omega} \sigma_{ij}(\mathbf{x}) \epsilon_{ij}(\mathbf{x}) dV \quad (60)$$

Note that the strain field in the nonlocal integral model of elasticity is still local in nature, while in the fractional-order formulation, the strain field is nonlocal in nature due to the fractional-order derivatives (see Eq. (6)). Therefore, the nonlocal stiffness matrix in Eq. (46) is modified as:

$$[\tilde{K}_v] = \int_0^L [\tilde{B}(x_1)]^T [D] [B(x_1)] dx_1 \quad (61)$$

We highlight that the above stiffness matrix $[\tilde{K}_v]$ involves the multiplication of a nonlocal $[\tilde{B}(x_1)]$ and a local $[B(x_1)]$ strain-displacement matrix, while the stiffness matrix in the fractional-order nonlocal modeling involves only the nonlocal $[\tilde{B}(x_1)]$ matrices (see Eq. (43)). Further the attenuation function $A(x_1, s_1, l_f)$ given in Eq. (41b) for the fractional-order model of nonlocal elasticity is modified to be the exponential order attenuation function given below [34, 54]:

$$A(x_1, s_1, l_f) = \frac{1}{2l_f} \exp - \frac{|x_1 - s_1|}{l_f} \quad (62)$$

where the variables retain their definitions. The horizon of nonlocality in the nonlocal elasticity problem modeled in [34, 54] is assumed to be the entire length of the beam. Thus, another modification involves expanding the horizon of nonlocality beyond the interval $(x_1 - l_A, x + l_b)$ to the entire length of the beam while computing $[\tilde{B}(x_1)]$ in Eq. (62). With these modifications, the numerical results from the f-FEM are compared with the results provided in [34, 54] for a uniformly distributed transverse load (UDL) on a cantilever beam. For brevity, we only report the comparisons between the maximum displacements which are obtained at the tip of the cantilever beam. The results are summarized in Table I. For this study, we have normalized the transverse displacement similarly to [54]. As it appears from Table I, the match is excellent and an error $\leq 1\%$ is obtained in all the cases. The set of results presented above validate the f-FEM developed in this study.

Table I: Nonlocal elastic response for a cantilever beam having an aspect ratio $L/h = 25$ subjected to UDL from the f-FEM validated with nonlocal integral elasticity results from [34, 54] ($\bar{w} = w_0 EI / q L^4$).

h/l_f	\bar{w}	
	Present	[34, 54]
5	0.1169	0.1179
10	0.1131	0.1139
15	0.1119	0.1122
20	0.1113	0.1115

B. Convergence

We establish the convergence of the f-FEM formulation by performing both h - and p - refinements. Any discretization in the mesh would result in larger number of elements being included in the horizon of nonlocality of the fractional-order model. The increased resolution would result in lower inconsistencies due to the truncation of the nonlocal horizon caused due to the ceil and floor operations described in §III B. Therefore, convergence is expected for the case where sufficient number of elements have been included in the zones of nonlocal interaction. This is

established from the numerical results for the f-FEM of the beam in Fig. (6). The convergence of the results obtained for increasing N^{inf} ($= l_f/l_e$) ≥ 5 , referred to as the dynamic rate of convergence [54], indicate the necessary level of discretization for the convergence of f-FEM solution. Additionally, a three-noded C^1 model has been used to study the improvements obtained following the use of higher-order polynomials as shape functions. The numerical results in Fig. (6b) indicate superior convergence for this choice of the element. This would be useful given the additional computational costs involved in modeling nonlocal interactions across the higher number of elements throughout the influence zone and particularly for iterative solutions typical of nonlinear elastic problems. The convergence for h - and p -refinements indicate the consistency of the above developed f-FEM for modeling fractional-order nonlocal elastic solids.

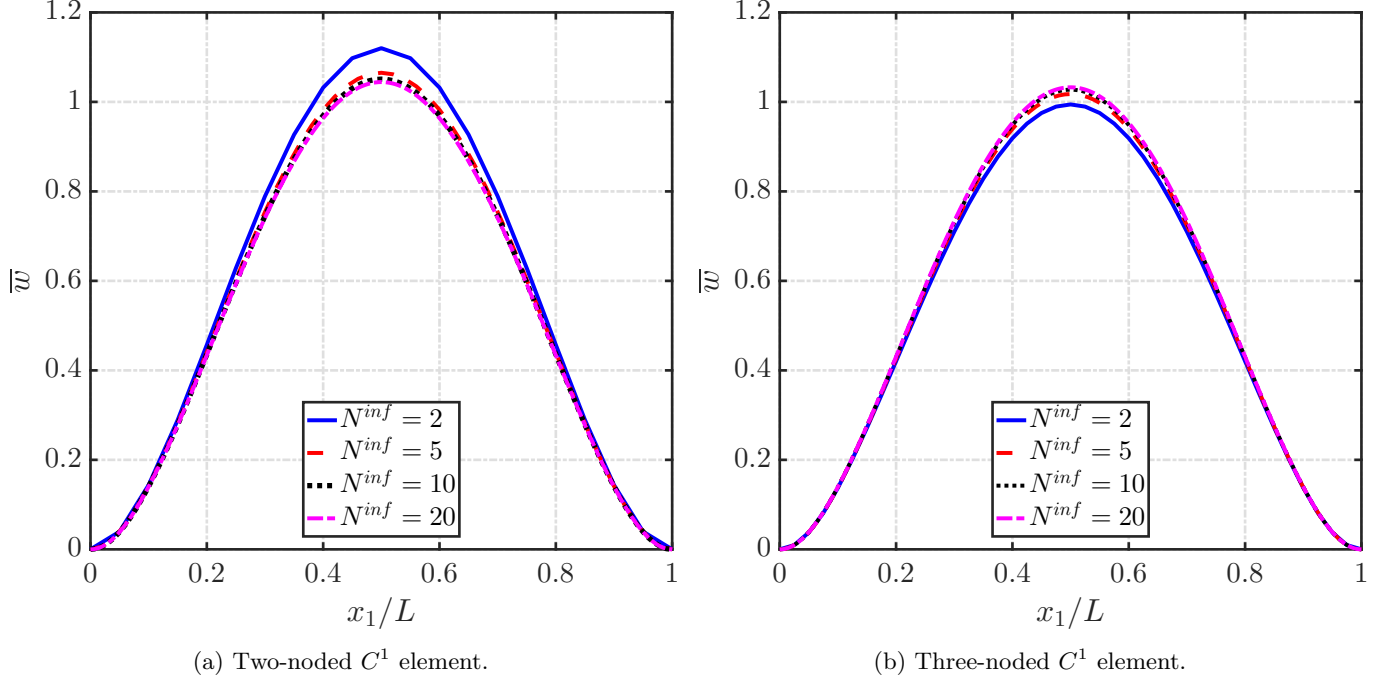


Figure 6: Numerical convergence of the f-FEM for h - and p -refinement ($\alpha = 0.8$, $l_f = L/10$).

C. Effect of fractional constitutive parameters

Having validated the f-FEM and established its consistency, we now use the f-FEM to analyze the static response of the fractional-order nonlocal Euler-Bernoulli beam. More specifically, we analyze the effect of the fractional model parameters α and l_f on the response of the fractional-order beam under different loading conditions. We start by considering a beam that is clamped at both ends and is subject to a UDL of magnitude q_0 (in N/m). The transverse displacement and the axial stress at the mid-plane of the beam are obtained for different values of α and l_f . The transverse displacement and the axial stress for the clamped beam are normalized in the following manner [44]:

$$\bar{w}(x_1) = \frac{384}{q_0} \frac{E I}{L^4} w_0(x_1) \quad (63a)$$

$$\bar{\sigma}_{11}(L/2, x_3) = \frac{1}{q_0} \left(\frac{h}{L} \right)^2 \tilde{\sigma}_{11}(L/2, x_3) \quad (63b)$$

The results of this study are shown in Fig. (7). As evident from Fig. (7a), an increase in the transverse displacement is noted for reducing values of α . This reduction in the stiffness upon considering the fractional-order nonlocal elasticity is in agreement with previous observations pertaining to nonlocal elasticity studies in literature. Similarly, an increase in the transverse displacement is observed from Fig. (7b) with the increasing horizon of nonlocality. The decrease in the stiffness of the structure due to the increasing degree of nonlocality (by reducing α and/or increasing l_f) is

also established from the increase in the axial normal stress $\bar{\sigma}_{11}$ across the thickness at mid-length of the beam (see Fig. 8). The higher values of $\bar{\sigma}_{11}$ indicate the higher bending caused by reduced stiffness due to the fractional-order nonlocal elastic behaviour, resulting in higher values for the transverse displacement \bar{w} when compared against the response of a local beam (see Fig. (7)).

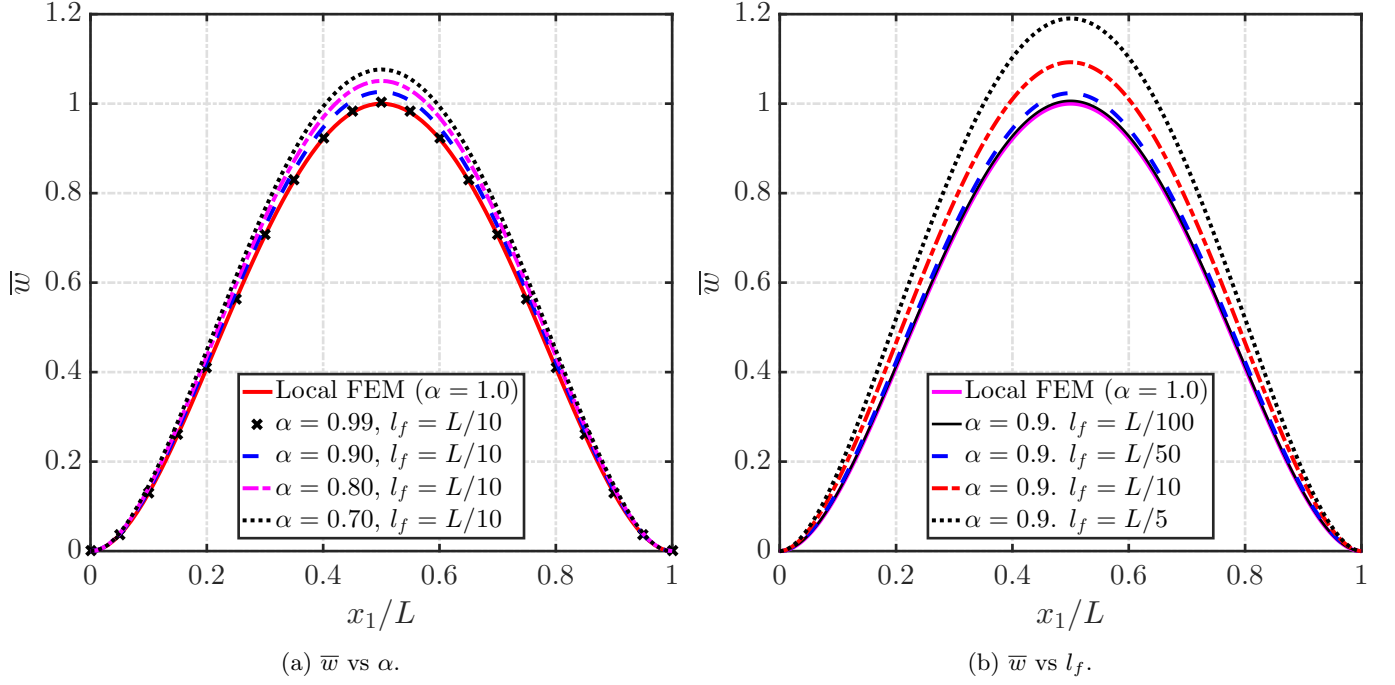


Figure 7: Effect of the fractional-order constitutive properties over the nonlocal elastic transverse displacement of the clamped beam.

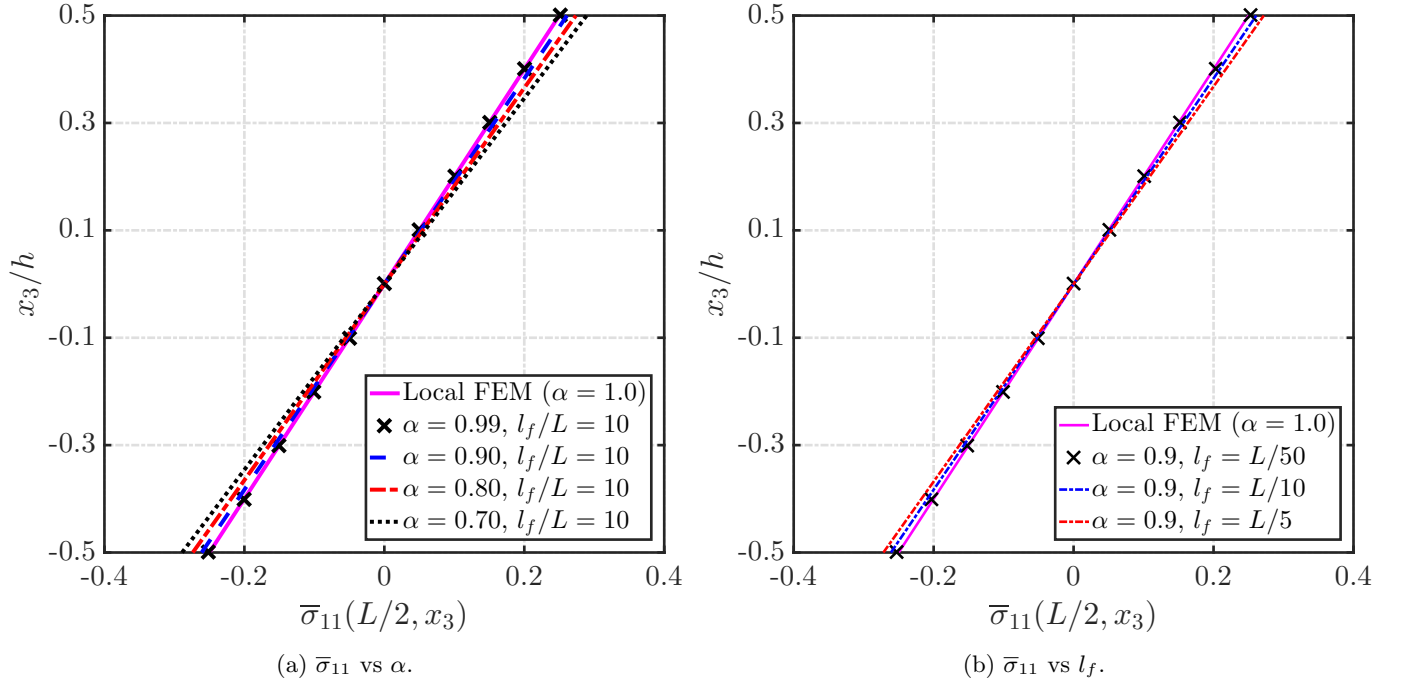


Figure 8: Effect of the fractional-order constitutive properties over the nonlocal elastic axial normal stress of the clamped beam.

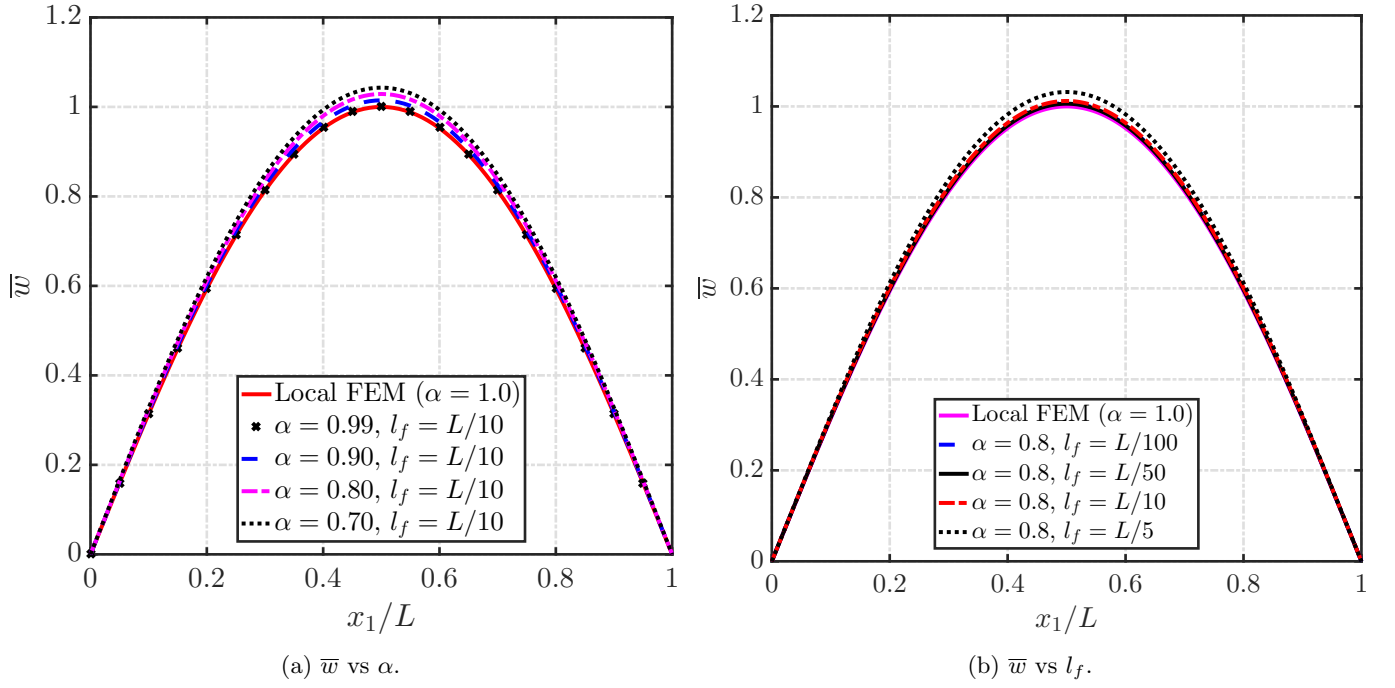


Figure 9: Effect of the fractional-order constitutive properties over the nonlocal elastic response of the simply-supported beam.

We also studied the response of a simply-supported (S-S) beam and a cantilever (C-F) beam for varying fractional model parameters α and l_f . The normalized transverse displacements along the length of the beam for these boundary conditions are presented in Figs. (9,10). For these boundary conditions, the transverse displacement across the length has been normalized as follows:

$$\text{S-S: } \bar{w}(x_1) = \frac{384EI}{5q_0L^4} w_0(x_1) \quad (64a)$$

$$\text{C-F: } \bar{w}(x_1) = \frac{3EI}{PL^3} w_0(x_1) \quad (64b)$$

where, q_0 is the magnitude of the UDL applied over S-S beam, and P is the magnitude of the concentrated load applied at the tip of the cantilever beam. The observations noted previously for the clamped beam are also noted for the beam with the above boundary conditions. Thus the nonlocal interactions reduce the stiffness of the structure irrespective of the boundary conditions.

The consistency of these results, obtained from the fractional-order modeling for the strain-displacement relations, indicates the consistency and complete nature of modeling nonlocal elastic interactions by the fractional-order derivatives. In contrast to classical approaches to nonlocal elasticity, no paradoxical results are obtained for different loading and boundary conditions from the fractional-order model of nonlocal elasticity. More specifically, this is in contrast to the prediction of hardening or an absence of nonlocal interactions altogether, for cantilever beams subjected to a point load at the free end, as noted from the differential model of Eringen's nonlocal elasticity [21]. Similar paradoxes have also been noted for the case of a simply-supported nonlocal beam subjected to a UDL upon using a two-phase integro-differential model of nonlocal elasticity [44]. Further, the general nature of the fractional-order model for nonlocal elasticity developed here becomes clear from a comparison of various nonlocal theories like the two-phase nonlocal integral constitutive model [61], modifications in the kernel function corresponding to the convolution of nonlocal interactions [46], and combined nonlocal and gradient elasticity theories [13]. In contrast to the above mentioned studies, the definition of the nonlocal modeling based on the RC fractional derivative employed here, is uniform for all the cases. Moreover, the necessity and flexibility of the f-FEM developed here, in a study of integral model of nonlocal elasticity, becomes clear from the complexities involved in the handling of integral boundary conditions [34].

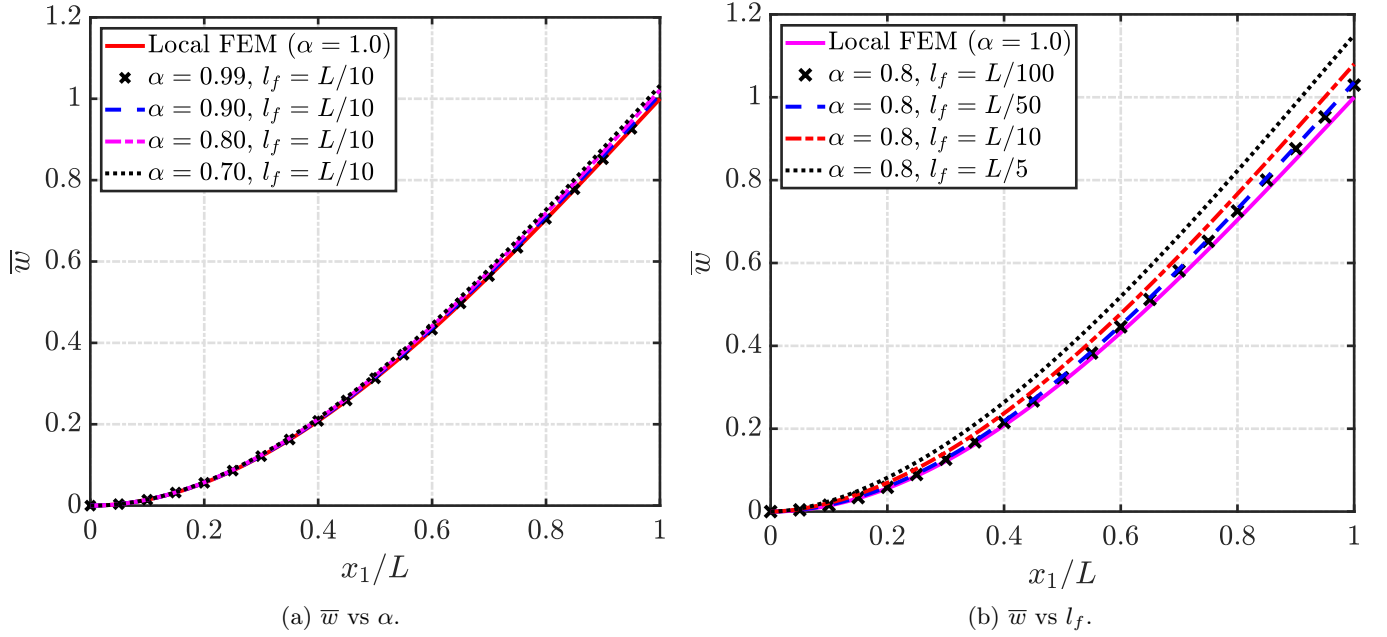


Figure 10: Effect of the fractional-order constitutive properties over the nonlocal elastic response of the cantilever beam.

V. CONCLUSIONS

This paper presented a finite element model for the numerical solution of fractional-order boundary value problems. A fractional-order nonlocal Euler-Bernoulli beam based on a frame-invariant and dimensionally consistent fractional-order nonlocal continuum theory was considered. The governing equation of the beam under Euler-Bernoulli type constitutive modeling was derived in strong form using variational principles. We showed that the fractional-order nonlocal modeling results in a self-adjoint and positive definite system with a unique solution. The numerical model for this continuum system was developed using the minimum potential energy principle. For the fractional-order system, energy minimization was carried out on a global scale owing to the nonlocal nature of the response, hence resulting in pre-assembled system matrices for the f-FEM. Additionally, we presented a scheme to circumvent the singularity associated with the convolution kernel of the fractional-order model for nonlocal elasticity. This also represented a critical step in order to develop Ritz finite element formulations. The proposed f-FEM model was validated with benchmark problems in fractional-order equations and nonlocal elasticity. Then, the nonlocal elastic response of a Euler-Bernoulli subjected to various loading and boundary conditions was considered. Paradoxical observations noted in literature, such as absence of nonlocal interactions and hardening for cantilever and simply-supported beams have been addressed with the use of the positive-definite fractional-order model for nonlocal elasticity. It is important to highlight that the f-FEM methodology developed is very general and, although in the context of this study it was tested for 1-D elasticity, it can be easily extended to plates and shells.

VI. APPENDIX

Consider the minimization integral $\delta\Pi$ in Eq. (28). The variations $\delta u_0(x_1)$ and $\delta w_0(x_1)$ in Eq. (28) are independent of each other. Hence the integrals in Eq. (28) are evaluated independently. For the sake of brevity, we outline only the steps involved in the mathematical operations over axial variables, i.e., Eq. (29a). These steps extend directly for the transverse displacement in Eq. (29b). Using the definition of the Riesz-Caputo fractional derivative given in

Eq. (5), the first integral corresponding to the variation of axial displacement in Eq. (29b) is obtained as:

$$\int_0^L N^\dagger(x_1) D_{x_1}^\alpha [\delta u_0(x_1)] dx_1 = \frac{1}{2} \Gamma(2-\alpha) \left[l_A^{\alpha-1} \int_0^L N^\dagger(x_1) {}^C_{x_1-l_A} D_{x_1}^\alpha [\delta u_0(x_1)] dx_1 - l_B^{\alpha-1} \int_0^L N^\dagger(x_1) {}^C_{x_1+l_B} D_{x_1}^\alpha [\delta u_0(x_1)] dx_1 \right] \quad (65)$$

From the definitions for the left and right Caputo derivatives [60] we obtain:

$$\int_0^L N^\dagger(x_1) {}^C_{x_1-l_A} D_{x_1}^\alpha [\delta u_0(x_1)] dx_1 = \frac{1}{\Gamma(1-\alpha)} \int_0^L N^\dagger(x_1) \left[\int_{x_1-l_A}^{x_1} (x_1-s_1)^{-\alpha} \frac{d\delta u_0(s_1)}{ds_1} ds_1 \right] dx_1 \quad (66a)$$

$$\int_0^L N^\dagger(x_1) {}^C_{x_1+l_B} D_{x_1}^\alpha [\delta u_0(x_1)] dx_1 = -\frac{1}{\Gamma(1-\alpha)} \int_0^L N^\dagger(x_1) \left[\int_{x_1}^{x_1+l_B} (s_1-x_1)^{-\alpha} \frac{d\delta u_0(s_1)}{ds_1} ds_1 \right] dx_1 \quad (66b)$$

The above integrals are further evaluated using integration by parts in order to transfer the derivative from independent variable (displacement field) to the secondary variable (stress resultant). This leads to the following:

$$\int_0^L N^\dagger(x_1) {}^C_{x_1-l_A} D_{x_1}^\alpha [\delta u_0(x_1)] dx_1 = \frac{1}{\Gamma(1-\alpha)} \int_0^L \frac{d\delta u_0(s_1)}{ds_1} \left[\int_{s_1}^{s_1+l_A} (x_1-s_1)^{-\alpha} N^\dagger(x_1) dx_1 \right] ds_1 \quad (67a)$$

$$\int_0^L N^\dagger(x_1) {}^C_{x_1+l_B} D_{x_1}^\alpha [\delta u_0(x_1)] dx_1 = -\frac{1}{\Gamma(1-\alpha)} \int_0^L \frac{d\delta u_0(s_1)}{ds_1} \left[\int_{s_1-l_B}^{s_1} (s_1-x_1)^{-\alpha} N^\dagger(x_1) dx_1 \right] ds_1 \quad (67b)$$

Using the definitions for left- and right- fractional integrals [60] in the above results we obtain:

$$\int_0^L N^\dagger(x_1) {}^C_{x_1-l_A} D_{x_1}^\alpha [\delta u_0(x_1)] dx_1 = \int_0^L \left[\frac{d\delta u_0(s_1)}{ds_1} \right] {}_{x_1} I_{x_1+l_A}^{1-\alpha} [N^\dagger(x_1)] dx_1 \quad (68a)$$

$$\int_0^L N^\dagger(x_1) {}^C_{x_1+l_B} D_{x_1}^\alpha [\delta u_0(x_1)] dx_1 = -\int_0^L \left[\frac{d\delta u_0(s_1)}{ds_1} \right] {}_{x_1-l_B} I_{x_1}^{1-\alpha} [N^\dagger(x_1)] dx_1 \quad (68b)$$

Repeating the integration by parts and substituting the resulting expressions in Eq. (65) we obtain:

$$\begin{aligned} \int_0^L N^\dagger(x_1) D_{x_1}^\alpha [\delta u_0(x_1)] dx_1 &= \frac{1}{2} \Gamma(2-\alpha) \left[l_A^{\alpha-1} \left[{}_{x_1} I_{x_1+l_A}^{1-\alpha} N^\dagger(x_1) \delta u_0 \right]_0^L - l_B^{\alpha-1} \left[{}_{x_1-l_B} I_{x_1}^{1-\alpha} N^\dagger(x_1) \delta u_0 \right]_0^L \right] + \\ &\frac{1}{2} \Gamma(2-\alpha) \left[l_A^{\alpha-1} \int_0^L [{}^{RL}_{x_1} D_{x_1+l_A}^\alpha N^\dagger(x_1)] \delta u_0(x_1) dx_1 - l_B^{\alpha-1} \int_0^L [{}^{RL}_{x_1-l_B} D_{x_1}^\alpha N^\dagger(x_1)] \delta u_0(x_1) dx_1 \right] \end{aligned} \quad (69)$$

where ${}^{RL}_{x_1-l_B} D_{x_1}^\alpha(\cdot)$ and ${}^{RL}_{x_1} D_{x_1+l_A}^\alpha(\cdot)$ are the left- and right-handed Riemann Liouville derivatives, respectively. Note that in the fractional integral term $(l_A^{\alpha-1} {}_{x_1} I_{x_1+l_A}^{1-\alpha} N^\dagger(x_1))$, in Eq. (69) above, $l_A = 0$ because $x_1 \in \{0, l\}$, i.e., x_1 lies on either boundary of the beam. Similarly, $l_B = 0$ in $(l_B^{\alpha-1} {}_{x_1-l_B} I_{x_1}^{1-\alpha} N^\dagger(x_1))$. Under these limiting conditions the fractional integrals will converge to the function itself [57]. Further, using the definition of Riesz RL derivative given in Eq. (15) the above integral simplifies to Eq. (29b).

VII. ACKNOWLEDGEMENTS

The following work was supported by the National Science Foundation (NSF) under the grants MOMS #1761423 and DCSD #1825837, and the Defense Advanced Research Project Agency (DARPA) under the grant #D19AP00052. The content and information presented in this manuscript do not necessarily reflect the position or the policy of the

government. The material is approved for public release; distribution is unlimited.

-
- [1] O. P. Agrawal. Formulation of euler–lagrange equations for fractional variational problems. *Journal of Mathematical Analysis and Applications*, 272(1):368–379, 2002.
 - [2] O. P. Agrawal. Fractional variational calculus and the transversality conditions. *Journal of Physics A: Mathematical and General*, 39(33):10375, 2006.
 - [3] O. P. Agrawal. Fractional variational calculus in terms of riesz fractional derivatives. *Journal of Physics A: Mathematical and Theoretical*, 40(24):6287, 2007.
 - [4] O. P. Agrawal. A general finite element formulation for fractional variational problems. *Journal of Mathematical Analysis and Applications*, 337(1):1–12, 2008.
 - [5] E. C. Aifantis. Update on a class of gradient theories. *Mechanics of materials*, 35(3-6):259–280, 2003.
 - [6] G. Alotta, G. Failla, and M. Zingales. Finite-element formulation of a nonlocal hereditary fractional-order timoshenko beam. *Journal of Engineering Mechanics*, 143(5):D4015001, 2017.
 - [7] A. A. Asatryan, P. A. Robinson, R. C. McPhedran, L. C. Botten, C. M. de Sterke, T. L. Langtry, and N. A. Nicorovici. Diffusion and anomalous diffusion of light in two-dimensional photonic crystals. *Physical Review E*, 67(3):036605, 2003.
 - [8] T. M. Atanackovic and B. Stankovic. Generalized wave equation in nonlocal elasticity. *Acta Mechanica*, 208(1-2):1–10, 2009.
 - [9] R. L. Bagley and P. J. Torvik. A theoretical basis for the application of fractional calculus to viscoelasticity. *Journal of Rheology*, 27(3):201–210, 1983.
 - [10] Z. P. Bažant and T-P Chang. Instability of nonlocal continuum and strain averaging. *Journal of Engineering Mechanics*, 110(10):1441–1450, 1984.
 - [11] Z. P. Bažant and M. Jirásek. Nonlocal integral formulations of plasticity and damage: survey of progress. *Journal of Engineering Mechanics*, 128(11):1119–1149, 2002.
 - [12] D. A. Benson, S. W. Wheatcraft, and Mark M Meerschaert. Application of a fractional advection-dispersion equation. *Water resources research*, 36(6):1403–1412, 2000.
 - [13] E. Benvenuti and A. Simone. One-dimensional nonlocal and gradient elasticity: closed-form solution and size effect. *Mechanics Research Communications*, 48:46–51, 2013.
 - [14] E. Benvenuti and A. Tralli. The fast gauss transform for non-local integral fe models. *Communications in numerical methods in engineering*, 22(6):505–533, 2006.
 - [15] B. Berkowitz and H. Scher. On characterization of anomalous dispersion in porous and fractured media. *Water Resources Research*, 31(6):1461–1466, 1995.
 - [16] M. A. Biot. Theory of propagation of elastic waves in a fluid-saturated porous solid. ii. higher frequency range. *The Journal of the acoustical Society of america*, 28(2):179–191, 1956.
 - [17] W. Bu, Y. Tang, and J. Yang. Galerkin finite element method for two-dimensional riesz space fractional diffusion equations. *Journal of Computational Physics*, 276:26–38, 2014.
 - [18] S. Buonocore, M. Sen, and F. Semperlotti. Occurrence of anomalous diffusion and non-local response in highly-scattering acoustic periodic media. *New Journal of Physics*, 2019.
 - [19] A. Carpinteri, P. Cornetti, and A. Saporà. A fractional calculus approach to nonlocal elasticity. *The European Physical Journal Special Topics*, 193(1):193, 2011.
 - [20] A. Carpinteri, P. Cornetti, and A. Saporà. Nonlocal elasticity: an approach based on fractional calculus. *Meccanica*, 49(11):2551–2569, 2014.
 - [21] N. Challamel and C. M. Wang. The small length scale effect for a non-local cantilever beam: a paradox solved. *Nanotechnology*, 19(34):345703, 2008.
 - [22] Noël Challamel, Zhen Zhang, CM Wang, JN Reddy, Q Wang, Thomas Michelitsch, and Bernard Collet. On nonconservativeness of eringen nonlocal elasticity in beam mechanics: correction from a discrete-based approach. *Archive of Applied Mechanics*, 84(9-11):1275–1292, 2014.
 - [23] A. Chatterjee. Statistical origins of fractional derivatives in viscoelasticity. *Journal of Sound and Vibration*, 284(3-5):1239–1245, 2005.
 - [24] Ö. Civalek and C. Demir. A simple mathematical model of microtubules surrounded by an elastic matrix by nonlocal finite element method. *Applied Mathematics and Computation*, 289:335–352, 2016.
 - [25] R. Cools and A. Haegemans. Algorithm 824: Cubpack: A package for automatic cubature; framework description. *ACM Transactions on Mathematical Software (TOMS)*, 29(3):287–296, 2003.
 - [26] G. Cottone, M. Di Paola, and M. Zingales. Elastic waves propagation in 1d fractional non-local continuum. *Physica E: Low-dimensional Systems and Nanostructures*, 42(2):95–103, 2009.
 - [27] G. Cottone, M. Di Paola, and M. Zingales. Fractional mechanical model for the dynamics of non-local continuum. In *Advances in numerical methods*, pages 389–423. Springer, 2009.
 - [28] W. Deng. Finite element method for the space and time fractional fokker–planck equation. *SIAM journal on numerical analysis*, 47(1):204–226, 2008.
 - [29] M. Di Paola and M. Zingales. Long-range cohesive interactions of non-local continuum faced by fractional calculus. *International Journal of Solids and Structures*, 45(21):5642–5659, 2008.

- [30] C. S. Drapaca and S. Sivaloganathan. A fractional model of continuum mechanics. *Journal of Elasticity*, 107(2):105–123, 2012.
- [31] A. C. Eringen. Linear theory of nonlocal elasticity and dispersion of plane waves. *International Journal of Engineering Science*, 10(5):425–435, 1972.
- [32] A. C. Eringen and D. G. B. Edelen. On nonlocal elasticity. *International Journal of Engineering Science*, 10(3):233–248, 1972.
- [33] Z. E. A. Fellah, S. Berger, W. Lauriks, and C. Depollier. Verification of kramers–kronig relationship in porous materials having a rigid frame. *Journal of sound and vibration*, 270(4-5):865–885, 2004.
- [34] J. Fernández-Sáez, R. Zaera, J. A. Loya, and J. N. Reddy. Bending of euler–bernoulli beams using eringens integral formulation: a paradox resolved. *International Journal of Engineering Science*, 99:107–116, 2016.
- [35] SK Garg and AH Nayfeh. Compressional wave propagation in liquid and/or gas saturated elastic porous media. *Journal of Applied Physics*, 60(9):3045–3055, 1986.
- [36] Suman Guha, Sandeep Sangal, and Sumit Basu. A review of higher order strain gradient theories of plasticity: Origins, thermodynamics and connections with dislocation mechanics. *Sadhana*, 40(4):1205–1240, 2015.
- [37] B Gurevich and SL Lopatnikov. Velocity and attenuation of elastic waves in finely layered porous rocks. *Geophysical Journal International*, 121(3):933–947, 1995.
- [38] Thimmappa Shetty Guruprasad and Sumit Basu. Some issues concerning the use of a single, material specific length scale parameter in theories of higher order strain gradient plasticity. *Mechanics of Materials*, page 103076, 2019.
- [39] J. P. Hollkamp, M. Sen, and F. Semperlotti. Model-order reduction of lumped parameter systems via fractional calculus. *Journal of Sound and Vibration*, 419:526–543, 2018.
- [40] John P Hollkamp, Mihir Sen, and Fabio Semperlotti. Analysis of dispersion and propagation properties in a periodic rod using a space-fractional wave equation. *Journal of Sound and Vibration*, 441:204–220, 2019.
- [41] Y. Jiang and J. Ma. High-order finite element methods for time-fractional partial differential equations. *Journal of Computational and Applied Mathematics*, 235(11):3285–3290, 2011.
- [42] B. Jin, R. Lazarov, Y. Liu, and Z. Zhou. The galerkin finite element method for a multi-term time-fractional diffusion equation. *Journal of Computational Physics*, 281:825–843, 2015.
- [43] B. Jin, R. Lazarov, and Z. Zhou. A petrov–galerkin finite element method for fractional convection-diffusion equations. *SIAM Journal on Numerical Analysis*, 54(1):481–503, 2016.
- [44] P. Khodabakhshi and J. N. Reddy. A unified integro-differential nonlocal model. *International Journal of Engineering Science*, 95:60–75, 2015.
- [45] R. C. Koeller. Applications of fractional calculus to the theory of viscoelasticity. *Journal of Applied Mechanics*, 51(2):299–307, 1984.
- [46] C. C. Koutsoumaris, K. G. Eptaimeros, and G. J. Tsamasphyros. A different approach to eringen’s nonlocal integral stress model with applications for beams. *International Journal of Solids and Structures*, 112:222–238, 2017.
- [47] E Kröner. Elasticity theory of materials with long range cohesive forces. *International Journal of Solids and Structures*, 3(5):731–742, 1967.
- [48] K. A. Lazopoulos. Non-local continuum mechanics and fractional calculus. *Mechanics research communications*, 33(6):753–757, 2006.
- [49] C. Li, M. and Huang and P. Wang. Galerkin finite element method for nonlinear fractional schrödinger equations. *Numerical Algorithms*, 74(2):499–525, 2017.
- [50] L. Li, D. Xu, and M. Luo. Alternating direction implicit galerkin finite element method for the two-dimensional fractional diffusion-wave equation. *Journal of Computational Physics*, 255:471–485, 2013.
- [51] C. W. Lim, G. Zhang, and J. N. Reddy. A higher-order nonlocal elasticity and strain gradient theory and its applications in wave propagation. *Journal of the Mechanics and Physics of Solids*, 78:298–313, 2015.
- [52] Y. Liu, Y. Du, H. Li, J. Li, and S. He. A two-grid mixed finite element method for a nonlinear fourth-order reaction–diffusion problem with time-fractional derivative. *Computers & Mathematics with Applications*, 70(10):2474–2492, 2015.
- [53] F. Mainardi. Fractional relaxation-oscillation and fractional diffusion-wave phenomena. *Chaos, Solitons & Fractals*, 7(9):1461–1477, 1996.
- [54] A. Norouzzadeh and R. Ansari. Finite element analysis of nano-scale timoshenko beams using the integral model of nonlocal elasticity. *Physica E: Low-dimensional Systems and Nanostructures*, 88:194–200, 2017.
- [55] J. L. Nowinski. On the non-local aspects of stress in a viscoelastic medium. *International journal of non-linear mechanics*, 21(6):439–446, 1986.
- [56] JL Nowinski. On the nonlocal theory of wave propagation in elastic plates. *Journal of Applied Mechanics*, 51(3):608–613, 1984.
- [57] S. Patnaik and F. Semperlotti. A generalized fractional-order elastodynamic theory for nonlocal attenuating media. *under submission*, 2019.
- [58] R. H. J. Peerlings, M. G. D. Geers, R. De Borst, and W. A. M. Brekelmans. A critical comparison of nonlocal and gradient-enhanced softening continua. *International Journal of Solids and Structures*, 38(44-45):7723–7746, 2001.
- [59] A. A. Pisano, A. Sofi, and P. Fuschì. Nonlocal integral elasticity: 2d finite element based solutions. *International Journal of Solids and Structures*, 46(21):3836–3849, 2009.
- [60] I. Podlubny. *Fractional differential equations: an introduction to fractional derivatives, fractional differential equations, to methods of their solution and some of their applications*, volume 198. Elsevier, 1998.
- [61] C. Polizzotto. Nonlocal elasticity and related variational principles. *International Journal of Solids and Structures*, 38(42-43):7359–7380, 2001.

- [62] Z. Rahimi, W. Sumelka, and X-J. Yang. Linear and non-linear free vibration of nano beams based on a new fractional non-local theory. *Engineering Computations*, 34(5):1754–1770, 2017.
- [63] J. N. Reddy. An introduction to the finite element method, 1989.
- [64] J. N. Reddy. Nonlocal theories for bending, buckling and vibration of beams. *International Journal of Engineering Science*, 45(2-8):288–307, 2007.
- [65] C. Schwab. Variable order composite quadrature of singular and nearly singular integrals. *Computing*, 53(2):173–194, 1994.
- [66] S. Sidhardh and M. C. Ray. Element-free galerkin model of nano-beams considering strain gradient elasticity. *Acta Mechanica*, 229(7):2765–2786, 2018.
- [67] S. Sidhardh and M. C. Ray. Exact solution for size-dependent elastic response in laminated beams considering generalized first strain gradient elasticity. *Composite Structures*, 204:31–42, 2018.
- [68] S. Sidhardh and M. C. Ray. Exact solutions for elastic response in micro-and nano-beams considering strain gradient elasticity. *Mathematics and Mechanics of Solids*, 24(4):895–918, 2019.
- [69] S. Sidhardh and M. C. Ray. Size-dependent elastic response in functionally graded microbeams considering generalized first strain gradient elasticity. *The Quarterly Journal of Mechanics and Applied Mathematics*, 2019.
- [70] Sai Sidhardh and MC Ray. Effect of nonlocal elasticity on the performance of a flexoelectric layer as a distributed actuator of nanobeams. *International Journal of Mechanics and Materials in Design*, 14(2):297–311, 2018.
- [71] Sai Sidhardh and MC Ray. Inclusion problem for a generalized strain gradient elastic continuum. *Acta Mechanica*, 229(9):3813–3831, 2018.
- [72] S. A. Silling. Reformulation of elasticity theory for discontinuities and long-range forces. *Journal of the Mechanics and Physics of Solids*, 48(1):175–209, 2000.
- [73] S. A. Silling, M. Zimmermann, and R. Abeyaratne. Deformation of a peridynamic bar. *Journal of Elasticity*, 73(1-3):173–190, 2003.
- [74] A. Stulov and V. I. Erofeev. Frequency-dependent attenuation and phase velocity dispersion of an acoustic wave propagating in the media with damages. In *Generalized Continua as Models for Classical and Advanced Materials*, pages 413–423. Springer, 2016.
- [75] W. Sumelka. Thermoelasticity in the framework of the fractional continuum mechanics. *Journal of Thermal Stresses*, 37(6):678–706, 2014.
- [76] W. Sumelka. Fractional calculus for continuum mechanics–anisotropic non-locality. *Bulletin of the Polish Academy of Sciences Technical Sciences*, 64(2):361–372, 2016.
- [77] W. Sumelka and T. Blaszczuk. Fractional continua for linear elasticity. *Archives of Mechanics*, 66(3):147–172, 2014.
- [78] W. Sumelka, T. Blaszczuk, and C. Liebold. Fractional euler–bernoulli beams: Theory, numerical study and experimental validation. *European Journal of Mechanics-A/Solids*, 54:243–251, 2015.
- [79] T. L. Szabo. Time domain wave equations for lossy media obeying a frequency power law. *The Journal of the Acoustical Society of America*, 96(1):491–500, 1994.
- [80] H. Takahasi and M. Mori. Quadrature formulas obtained by variable transformation. *Numerische Mathematik*, 21(3):206–219, 1973.
- [81] V. E. Tarasov. Continuous limit of discrete systems with long-range interaction. *Journal of Physics A: Mathematical and General*, 39(48):14895, 2006.
- [82] V. E. Tarasov. Lattice model with power-law spatial dispersion for fractional elasticity. *Central European Journal of Physics*, 11(11):1580–1588, 2013.
- [83] V. E. Tarasov. Review of some promising fractional physical models. *International Journal of Modern Physics B*, 27(09):1330005, 2013.
- [84] H. Wang, D. Yang, and S. Zhu. A petrov–galerkin finite element method for variable-coefficient fractional diffusion equations. *Computer Methods in Applied Mechanics and Engineering*, 290:45–56, 2015.
- [85] K. A. Wear. A stratified model to predict dispersion in trabecular bone. *IEEE transactions on ultrasonics, ferroelectrics, and frequency control*, 48(4):1079–1083, 2001.
- [86] Z. Yang, Z. Yuan, Y. Nie, J. Wang, X. Zhu, and F. Liu. Finite element method for nonlinear riesz space fractional diffusion equations on irregular domains. *Journal of Computational Physics*, 330:863–883, 2017.
- [87] H. Zhang, F. Liu, and V. Anh. Galerkin finite element approximation of symmetric space-fractional partial differential equations. *Applied Mathematics and Computation*, 217(6):2534–2545, 2010.
- [88] Y. Zhao, W. Bu, J. Huang, D-Y. Liu, and Y. Tang. Finite element method for two-dimensional space-fractional advection–dispersion equations. *Applied Mathematics and Computation*, 257:553–565, 2015.
- [89] Y. Zheng, C. Li, and Z. Zhao. A note on the finite element method for the space-fractional advection diffusion equation. *Computers & Mathematics with Applications*, 59(5):1718–1726, 2010.
- [90] O. C. Zienkiewicz, R. L. Taylor, P. Nithiarasu, and J. Z. Zhu. *The finite element method*, volume 3. McGraw-hill London, 1977.