

Average AoI in Multi-Source Systems with Source-Aware Packet Management

Mohammad Moltafet, Markus Leinonen, and Marian Codreanu

Abstract

We study the information freshness under three different source aware packet management policies in a status update system consisting of two independent sources and one server. The packets of each source are generated according to the Poisson process and the packets are served according to an exponentially distributed service time. We derive the average age of information (AoI) of each source using the stochastic hybrid systems (SHS) technique for each packet management policy. In Policy 1, the queue can contain at most two waiting packets at the same time (in addition to the packet under service), one packet of source 1 and one packet of source 2. When the server is busy at an arrival of a packet, the possible packet of the same source waiting in the queue (hence, source-aware) is replaced by the arrived fresh packet. In Policy 2, the system (i.e., the waiting queue and the server) can contain at most two packets, one from each source. When the server is busy at an arrival of a packet, the possible packet of the same source in the system is replaced by the fresh packet. Policy 3 is similar to Policy 2 but it does not permit preemption in service, i.e., while a packet is under service all new arrivals from the same source are blocked and cleared. Numerical results are provided to assess the fairness between sources and the sum average AoI of the proposed policies.

Index Terms– Information freshness, age of information (AoI), multi-source queueing model, stochastic hybrid systems (SHS), packet management.

This research has been financially supported by the Infotech Oulu, the Academy of Finland (grant 323698), and Academy of Finland 6Genesis Flagship (grant 318927). M. Codreanu would like to acknowledge the support of the European Union’s Horizon 2020 research and innovation programme under the Marie Skłodowska-Curie Grant Agreement No. 793402 (COMPRESS NETS). The work of M. Leinonen has also been financially supported in part by the Academy of Finland (grant 319485). M. Moltafet would like to acknowledge the support of Finnish Foundation for Technology Promotion, HPY Research Foundation, and Riitta ja Jorma J. Takanen Foundation.

Mohammad Moltafet and Markus Leinonen are with the Centre for Wireless Communications–Radio Technologies, University of Oulu, 90014 Oulu, Finland (e-mail: mohammad.moltafet@oulu.fi; markus.leinonen@oulu.fi), and Marian Codreanu is with Department of Science and Technology, Linköping University, Sweden (e-mail: marian.codreanu@liu.se)

Preliminary results of this paper were presented in [1].

I. INTRODUCTION

In many Internet of things applications and cyber-physical control systems, freshness of the status information at receivers is a critical factor. Recently, the age of information (AoI) was proposed as a destination-centric metric to measure the information freshness in status update systems [2]–[4]. A status update packet contains the measured value of a monitored process and a time stamp representing the time when the sample was generated. Due to wireless channel access, channel errors, and fading, etc., communicating a status update packet through the network experiences a random delay. If at a time instant t , the most recently received status update packet contains the time stamp $U(t)$, AoI is defined as the random process $\Delta(t) = t - U(t)$. Thus, the AoI measures for each sensor the time elapsed since the last received status update packet was generated at the sensor. The average AoI is the most commonly used metric to evaluate the AoI [2]–[20].

The work [3] is the seminal queueing theoretic work on the AoI in which the authors derived the average AoI for a single-source first-come first-served (FCFS) M/M/1 queueing model. In [21], the authors proposed peak AoI as an alternative metric to evaluate the information freshness. The work [12] was the first to investigate the average AoI in a multi-source setup. The authors of [12] derived the average AoI for a multi-source FCFS M/M/1 queueing model. The authors of [22] considered a multi-source M/G/1 queueing system and optimized the arrival rates of each source to minimize the peak AoI. The authors of [13] derived an exact expression for the average AoI for a multi-source FCFS M/M/1 queueing model and an approximate expression for the average AoI for a multi-source FCFS M/G/1 queueing model having a general service time distribution.

The above works address the FCFS policy under the infinite queue size. However, it has been shown that the AoI can be significantly decreased if there is a possibility to apply *packet management* in the system (either in the queue or server) [2], [4], [9], [11], [14]–[18], [20]. To this end, the average AoI for a last-come first-served (LCFS) M/M/1 queueing model with preemption was analyzed in [4]. The average AoI for different packet management policies in a single-source M/M/1 queueing model were derived in [9]. The authors of [20] derived a closed-

form expression for the average AoI of a single-source M/G/1/1 preemptive queueing model (where the last entry in the Kendall notation shows the total capacity of the queueing system; 1 indicates that there is one packet under service whereas the queue holds zero packets). The work [11] considered a single-source LCFS queueing model where the packets arrive according to a Poisson process and the service time follows a gamma distribution. They derived the average AoI for two packet management policies, LCFS with and without preemption. The closed-form expressions for the average AoI and average peak AoI in a multi-source M/G/1/1 preemptive queueing model were derived in [14].

In [2], the authors gave an in-depth introduction on a powerful technique, *stochastic hybrid systems* (SHS), that can be used to evaluate the AoI in different continuous-time queueing systems. They considered a multi-source queueing model in which the packets of different sources are generated according to the Poisson process and served according to an exponentially distributed service time. The authors derived the average AoI for two packet management policies: 1) LCFS with preemption under service (LCFS-S), and 2) LCFS with preemption only in waiting (LCFS-W). Under the LCFS-S policy, a new arriving packet preempts any packet that is currently under service (regardless of the source index). Under the LCFS-W policy, a new arriving packet replaces any older packet waiting in the queue (regardless of the source index); however, the new packet has to wait for any packet under service to finish.

Since its establishment as an efficient tool for the AoI analysis [2], the SHS technique has recently been applied to derive the average AoI for various queueing models and packet management policies [15]–[19], [23]. The authors of [15] studied a multi-source M/M/1 queueing model in which sources have different priorities and proposed two packet management policies: 1) there is no waiting room and an update under service is preempted on arrival of an equal or higher priority update, and 2) there is a waiting room for at most one update and preemption is allowed in waiting but not in service. In [16], the author considered a single-source M/M/1 status update system in which the updates follow a route through a series of network nodes where each node is an LCFS queue that supports preemption in service. In [17], the author considered a single-source LCFS queueing model with multiple servers with preemption in service. The

authors of [18] considered a multi-source LCFS queueing model with multiple servers that employ preemption in service. In [19], the authors derived the average AoI for a multi-source FCFS M/M/1 queueing model with an infinite queue size. In [23], the authors studied moments and the moment generating function of the AoI.

A. Contributions

In this paper, we consider a status update system in which two independent sources generate packets according to the Poisson process and the packets are served according to an exponentially distributed service time. To emphasize the importance of minimizing the average AoI of each individual source and enhance the fairness between different sources in the system, we propose three different *source-aware* packet management policies.

In Policy 1, the queue can contain at most two waiting packets at the same time (in addition to the packet under service), one packet of source 1 and one packet of source 2. When the server is busy and a new packet arrives, the possible packet of the same source waiting in the queue (not being served) is replaced by the fresh packet. In Policy 2, the system (i.e., the waiting queue and the server) can contain at most two packets, one from each source. When the server is busy at an arrival of a packet, the possible packet of the same source either waiting in the queue or being served is replaced by the fresh packet. Policy 3 is similar to Policy 2 but it does not permit preemption in service, i.e., while a packet is under service all new arrivals from the same source are blocked and cleared.

We derive the average AoI for each source under the proposed packet management policies using the SHS technique. By numerical experiments, we investigate the effectiveness of the proposed packet management policies in terms of the sum average AoI and fairness between different sources. The results show that our proposed policies provide better fairness than that of the existing policies. In addition, Policy 2 outperforms the existing policies in terms of the sum average AoI. To the best of our knowledge, the proposed policies have not been considered and analyzed in the AoI context earlier.

B. Related Works

The most related works to our paper are [2], [15], [18]. Each of these works considers a multi-source queueing model with such a packet management policy where the different sources can preempt the packets of each other in the system (*source-agnostic* preemption). In addition, in [15], an arriving packet is discarded if the server is currently serving a packet of another source having higher priority (*service priority*). These packet management policies result in queueing systems where the server mostly serves either the packets of a source with a high packet arrival rate [2], [18], or the packets of a source with high service priority [15]. In this regard, these policies are not appropriate for the applications in which besides the sum average AoI, the average AoI of each individual source is important. Note that differently from [2], [15], [18], all our policies employ source-aware preemption in the system in the sense that an arriving packet can preempt *only* a packet with the same source index in the system. This promotes fairness, as shown by our numerical experiments.

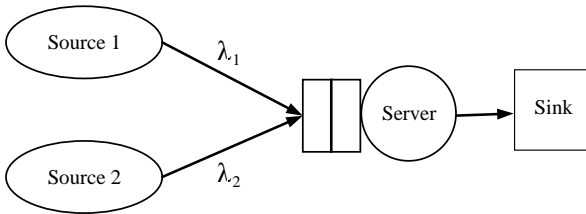
C. Organization

The paper is organized as follows. The system model and problem definition are presented in Section II. The basics of the SHS technique are presented in Section III. The average AoI for each source under different packet management policies is derived in Section IV. Numerical results are presented in Section V. Finally, concluding remarks are expressed in Section VI.

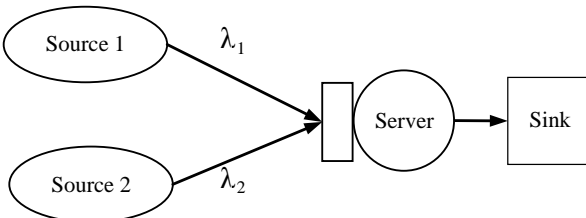
II. SYSTEM MODEL AND SUMMARY OF THE MAIN RESULTS

We consider a status update system consisting of two independent sources¹, one server, and one sink, as depicted in Fig. 1. Each source observes a random process at random time instants. The sink is interested in timely information about the status of these random processes. Status updates are transmitted as packets, containing the measured value of the monitored process and a time stamp representing the time when the sample was generated. We assume that the packets of

¹We consider two sources for simplicity of presentation; the same methodology as used in this paper can be applied for more than two sources. However, the complexity of the calculations increases exponentially with the number of sources.



(a) Policy 1: The queue can contain at most two waiting packets at the same time (in addition to the packet under service), one packet of source 1 and one packet of source 2; when the server is busy and a new packet arrives, the possible packet of the same source waiting in the queue (not being served) is replaced by the fresh packet.



(b) Policies 2 and 3: The system (i.e., the waiting queue and the server) can contain at most two packets, one from each source. In Policy 2, when the server is busy and a new packet arrives, the possible packet of the same source either waiting in the queue or being served is replaced by the fresh packet. Policy 3 is similar to Policy 2 but it does not permit preemption in service.

Fig. 1: The packet management policies.

sources 1 and 2 are generated according to the Poisson process with rates λ_1 and λ_2 , respectively, and the packets are served according to an exponentially distributed service time with mean $1/\mu$. Let $\rho_1 = \lambda_1/\mu$ and $\rho_2 = \lambda_2/\mu$ be the load of source 1 and 2, respectively. Since packets of the sources are generated according to the Poisson process and the sources are independent, the packet generation in the system follows the Poisson process with rate $\lambda = \lambda_1 + \lambda_2$. The overall load in the system is $\rho = \rho_1 + \rho_2 = \lambda/\mu$.

In the next subsections, we first explain each packet management policy, and then, give a formal definition of AoI.

A. Packet Management Policies

The structure of the queuing system for all considered policies is illustrated in Fig. 1. In all policies, when the system is empty, any arriving packet immediately enters the server. However, the policies differ in how they handle the arriving packets when the server is busy.

In Policy 1 (see Fig. 1(a)), when the server is busy and a new packet arrives, the possible

packet of the same source waiting in the queue (not being served) is replaced by the fresh packet.

In Policy 2 (see Fig. 1(b)), when the server is busy and a new packet arrives, the possible packet of the same source either waiting in the queue or being served (called *self preemption*) is replaced by the fresh packet.

Policy 3 is similar to Policy 2 but it does not permit preemption in service (see Fig. 1(b)). While a packet is under service all new arrivals from the same source are blocked and cleared. However, the packet waiting in the queue is replaced upon the arrival of a newer one from the same source. It is also interesting to remark that this policy is also similar to Policy 1 but it has a one unit shorter waiting queue.

B. AoI Definition

For each source, the AoI at the destination is defined as the time elapsed since the last successfully received packet was generated. Formal definition of the AoI is given next.

Let $t_{c,i}$ denote the time instant at which the i th status update packet of source c was generated, and $t'_{c,i}$ denote the time instant at which this packet arrives at the sink. At a time instant τ , the index of the most recently received packet of source c is given by $N_c(\tau) = \max\{i' | t'_{c,i'} \leq \tau\}$, and the time stamp of the most recently received packet of source c is $U_c(\tau) = t_{c,N_c(\tau)}$. The AoI of source c at the destination is defined as the random process $\Delta_c(t) = t - U_c(t)$. Let $(0, \tau)$ denote an observation interval. Accordingly, the time average AoI of the source c at the sink, denoted as $\Delta_{\tau,c}$, is defined as

$$\Delta_{\tau,c} = \frac{1}{\tau} \int_0^\tau \Delta_c(t) dt.$$

The average AoI of source c , denoted by Δ_c , is defined as

$$\Delta_c = \lim_{\tau \rightarrow \infty} \Delta_{\tau,c}. \quad (1)$$

C. Summary of the Main Results

In this paper, we derive the average AoI for each source under the Policy 1, Policy 2, and Policy 3 using the SHS technique. The derived results are summarized by the following three theorems.

Theorem 1. *The average AoI of source 1 under Policy 1 is given as*

$$\Delta_1 = \frac{\sum_{k=0}^7 \rho_1^k \eta_k}{\mu \rho_1 (1 + \rho_1)^2 \sum_{j=0}^4 \rho_1^j \xi_j},$$

where

$$\begin{aligned} \eta_0 &= \rho_2^4 + 2\rho_2^3 + 3\rho_2^2 + 2\rho_2 + 1, & \eta_1 &= 7\rho_2^4 + 15\rho_2^3 + 21\rho_2^2 + 14\rho_2 + 6, \\ \eta_2 &= 17\rho_2^4 + 46\rho_2^3 + 64\rho_2^2 + 42\rho_2 + 16, & \eta_3 &= 15\rho_2^4 + 73\rho_2^3 + 118\rho_2^2 + 78\rho_2 + 26, \\ \eta_4 &= 5\rho_2^4 + 52\rho_2^3 + 124\rho_2^2 + 102\rho_2 + 30, & \eta_5 &= 15\rho_2^3 + 66\rho_2^2 + 79\rho_2 + 24, \\ \eta_6 &= 15\rho_2^2 + 31\rho_2 + 11, & \eta_7 &= 5\rho_2 + 2, \\ \xi_0 &= \rho_2^4 + 2\rho_2^3 + 3\rho_2^2 + 2\rho_2 + 1, & \xi_1 &= 2\rho_2^4 + 6\rho_2^3 + 9\rho_2^2 + 7\rho_2 + 3, \\ \xi_2 &= 6\rho_2^3 + 12\rho_2^2 + 10\rho_2 + 4, & \xi_3 &= 6\rho_2^2 + 8\rho_2 + 3, \\ \xi_4 &= 2\rho_2 + 1. \end{aligned}$$

Proof: The proof of Theorem 1 appears in Section IV-A of this paper. ■

Theorem 2. *The average AoI of source 1 under Policy 2 is given as*

$$\Delta_1 = \frac{(\rho_2 + 1)^2 + \sum_{k=1}^5 \rho_1^k \tilde{\eta}_k}{\mu \rho_1 (1 + \rho_1)^2 (\rho_1^2 (2\rho_2 + 1) + (\rho_2 + 1)^2 (2\rho_1 + 1))},$$

where

$$\begin{aligned} \tilde{\eta}_1 &= 6\rho_2^2 + 11\rho_2 + 5, & \tilde{\eta}_2 &= 13\rho_2^2 + 24\rho_2 + 10, \\ \tilde{\eta}_3 &= 10\rho_2^2 + 27\rho_2 + 10, & \tilde{\eta}_4 &= 3\rho_2^2 + 14\rho_2 + 5, \\ \tilde{\eta}_5 &= 3\rho_2 + 1. \end{aligned}$$

Proof: The proof of Theorem 2 appears in Section IV-B of this paper. ■

Theorem 3. *The average AoI of source 1 under Policy 3 is given as*

$$\Delta_1 = \frac{(\rho_2 + 1)^3 + \sum_{k=1}^4 \rho_1^k \hat{\eta}_k}{\mu \rho_1 (1 + \rho_1) (1 + \rho_2) (\rho_1^2 (2\rho_2 + 1) + (\rho_2 + 1)^2 (2\rho_1 + 1))},$$

where

$$\begin{aligned} \hat{\eta}_1 &= 5\rho_2^3 + 14\rho_2^2 + 13\rho_2 + 4, & \hat{\eta}_2 &= 10\rho_2^3 + 28\rho_2^2 + 25\rho_2 + 7, \\ \hat{\eta}_3 &= 5\rho_2^3 + 22\rho_2^2 + 23\rho_2 + 6, & \hat{\eta}_4 &= 5\rho_2^2 + 8\rho_2 + 2. \end{aligned}$$

Proof: The proof of Theorem 3 appears in Section IV-C of this paper. ■

III. A BRIEF INTRODUCTION TO THE SHS TECHNIQUE

In the following, we briefly present the main idea behind the SHS technique which is the key tool for our AoI analysis in Section IV. We refer the readers to [2] for more details.

The SHS technique models a queueing system through the states $(q(t), \mathbf{x}(t))$, where $q(t) \in \mathcal{Q} = \{0, 1, \dots, m\}$ is a continuous-time finite-state Markov chain that describes the occupancy of the system and $\mathbf{x}(t) = [x_0(t) \ x_1(t) \ \dots \ x_n(t)] \in \mathbb{R}^{1 \times (n+1)}$ is a continuous process that describes the evolution of age-related processes at the sink. Following the approach in [2], we label the source of interest as source 1 and employ the continuous process $\mathbf{x}(t)$ to track the age of source 1 status updates at the sink.

The Markov chain $q(t)$ can be presented as a graph $(\mathcal{Q}, \mathcal{L})$ where each discrete state $q(t) \in \mathcal{Q}$ is a node of the chain and a (directed) link $l \in \mathcal{L}$ from node q_l to node q'_l indicates a transition from state $q_l \in \mathcal{Q}$ to state $q'_l \in \mathcal{Q}$.

A transition occurs when a packet arrives or departs in the system. Since the time elapsed between departures and arrivals is exponentially distributed according to the M/M/1 queueing model, transition $l \in \mathcal{L}$ from state q_l to state q'_l occurs with the exponential rate $\lambda^{(l)} \delta_{q_l, q(t)}^2$,

²In our system model, $\lambda^{(l)}$ can represent three quantities: arrival rate of source 1 (λ_1), arrival rate of source 2 (λ_2), and the service rate (μ).

where the Kronecker delta function $\delta_{q_l, q(t)}$ ensures that the transition l occurs only when the discrete state $q(t)$ is equal to q_l . When a transition l occurs, the discrete state q_l changes to state q'_l , and the continuous state \mathbf{x} is reset to \mathbf{x}' according to a binary transition reset map matrix $\mathbf{A}_l \in \mathbb{B}^{(n+1) \times (n+1)}$ as $\mathbf{x}' = \mathbf{x}\mathbf{A}_l$. In addition, at each state $q(t) = q \in \mathcal{Q}$, the continuous state \mathbf{x} evolves as a piece-wise linear function through the differential equation $\dot{\mathbf{x}}(t) \triangleq \frac{\partial \mathbf{x}(t)}{\partial t} = \mathbf{b}_q$, where $\mathbf{b}_q = [b_{q,0} \ b_{q,1} \ \cdots \ b_{q,n}] \in \mathbb{B}^{1 \times (n+1)}$ is a binary vector with elements $b_{q,j} \in \{0, 1\}, \forall j \in \{0, \dots, n\}, q \in \mathcal{Q}$. If the age process $x_j(t)$ increases at a unit rate, we have $b_{q,j} = 1$; otherwise, $b_{q,j} = 0$.

Note that unlike in a typical continuous-time Markov chain, a transition from a state to itself (i.e., a self-transition) is possible in $q(t) \in \mathcal{Q}$. In the case of a self-transition, a reset of the continuous state \mathbf{x} takes place, but the discrete state remains the same. In addition, for a given pair of states $s, s' \in \mathcal{Q}$, there may be multiple transitions l and l' so that the discrete state changes from s to s' but the transition reset maps \mathbf{A}_l and $\mathbf{A}_{l'}$ are different (for more details, see [2, Section III]).

To calculate the average AoI using the SHS technique, the state probabilities of the Markov chain and the correlation vector between the discrete state $q(t)$ and the continuous state $\mathbf{x}(t)$ need to be calculated. Let $\pi_q(t)$ denote the probability of being in state q of the Markov chain and $\mathbf{v}_q(t) = [v_{q0}(t) \ \cdots \ v_{qn}(t)] \in \mathbb{R}^{1 \times (n+1)}$ denote the correlation vector between the discrete state $q(t)$ and the continuous state $\mathbf{x}(t)$. Accordingly, we have

$$\pi_q(t) = \Pr(q(t) = q) = \mathbb{E}[\delta_{q,q(t)}], \quad \forall q \in \mathcal{Q}, \quad (2)$$

$$\mathbf{v}_q(t) = [v_{q0}(t) \ \cdots \ v_{qn}(t)] = \mathbb{E}[\mathbf{x}(t)\delta_{q,q(t)}], \quad \forall q \in \mathcal{Q}. \quad (3)$$

Let \mathcal{L}'_q denote the set of incoming transitions and \mathcal{L}_q denote the set of outgoing transitions for state q , defined as

$$\mathcal{L}'_q = \{l \in \mathcal{L} : q'_l = q\}, \quad \forall q \in \mathcal{Q},$$

$$\mathcal{L}_q = \{l \in \mathcal{L} : q_l = q\}, \quad \forall q \in \mathcal{Q}.$$

Following the ergodicity assumption of the Markov chain $q(t)$ in the AoI analysis [2], [23], [24], the state probability vector $\boldsymbol{\pi}(t) = [\pi_0(t) \cdots \pi_m(t)]$ converges uniquely to the stationary vector $\bar{\boldsymbol{\pi}} = [\bar{\pi}_0 \cdots \bar{\pi}_m]$ satisfying [2]

$$\bar{\pi}_q \sum_{l \in \mathcal{L}_q} \lambda^{(l)} = \sum_{l \in \mathcal{L}'_q} \lambda^{(l)} \bar{\pi}_{q_l}, \quad \forall q \in \mathcal{Q}, \quad (4)$$

$$\sum_{q \in \mathcal{Q}} \bar{\pi}_q = 1. \quad (5)$$

Further, it has been shown in [2, Theorem 4] that under the ergodicity assumption of the Markov chain $q(t)$ with stationary distribution $\bar{\boldsymbol{\pi}} \succ 0$, the existence of a nonnegative solution $\bar{\mathbf{v}}_q = [\bar{v}_{q0} \cdots \bar{v}_{qn}]$, $\forall q \in \mathcal{Q}$, for the following system of linear equations

$$\bar{\mathbf{v}}_q \sum_{l \in \mathcal{L}_q} \lambda^{(l)} = \mathbf{b}_q \bar{\pi}_q + \sum_{l \in \mathcal{L}'_q} \lambda^{(l)} \bar{\mathbf{v}}_{q_l} \mathbf{A}_l, \quad \forall q \in \mathcal{Q}, \quad (6)$$

implies that the correlation vector $\mathbf{v}_q(t)$ converges to $\bar{\mathbf{v}}_q = [\bar{v}_{q0} \cdots \bar{v}_{qn}]$, $\forall q \in \mathcal{Q}$ as $t \rightarrow \infty$. Finally, the average AoI of source 1 is calculated by [2, Theorem 4]

$$\Delta_1 = \sum_{q \in \mathcal{Q}} \bar{v}_{q0}. \quad (7)$$

As (7) implies, the main challenge in calculating the average AoI of a source using the SHS technique reduces to deriving the first elements of each correlation vector $\bar{\mathbf{v}}_q$, i.e., \bar{v}_{q0} , $\forall q \in \mathcal{Q}$. Note that these quantities are, in general, different for each particular queueing model.

IV. AVERAGE AOI ANALYSIS USING THE SHS TECHNIQUE

In this section, we use the SHS technique to calculate the average AoI in (1) of each source under the considered packet management policies described in Section II-A. Recall from (7) that the characterization of the average AoI in each of our queueing setup is accomplished by deriving the quantities \bar{v}_{q0} , $\forall q \in \mathcal{Q}$. The next three sections are devoted to elaborate derivations of these quantities.

A. Average AoI under Policy 1

In Policy 1, the state space of the Markov chain is $\mathcal{Q} = \{0, 1, \dots, 5\}$, with each state presented in Table I. For example, $q = 0$ indicates that the server is idle which is shown by I; $q = 1$ indicates that a packet is under service, i.e., the queue is empty and the server is busy which is shown by B; and $q = 5$ indicates that server is busy, the first packet in the queue (i.e., the packet that is at the head of the queue as depicted in Fig. 1(a)) is a source 2 packet, and the second packet in the queue is a source 1 packet.

The continuous process is $\mathbf{x}(t) = [x_0(t) \ x_1(t) \ x_2(t) \ x_3(t)]$, where $x_0(t)$ is the current AoI of source 1 at time instant t , $\Delta_1(t)$; $x_1(t)$ encodes what $\Delta_1(t)$ would become if the packet that is under service is delivered to the sink at time instant t ; $x_2(t)$ encodes what $\Delta_1(t)$ would become if the first packet in the queue is delivered to the sink at time instant t ; $x_3(t)$ encodes what $\Delta_1(t)$ would become if the second packet in the queue is delivered to the sink at time instant t .

Recall that our goal is to find $\bar{v}_{q_0}, \forall q \in \mathcal{Q}$, to calculate the average AoI of source 1 in (7). To this end, we need to solve the system of linear equations (6) with variables $\bar{v}_q, \forall q \in \mathcal{Q}$. To form the system of linear equations (6) for each state $\forall q \in \mathcal{Q}$, we need to determine $\mathbf{b}_q, \bar{\pi}_q$, and $\bar{v}_{q_l} \mathbf{A}_l$ for each incoming transition $l \in \mathcal{L}'_q$. Next, we derive these for Policy 1.

1) *Determining the value of $\bar{v}_{q_l} \mathbf{A}_l$ for incoming transitions for each state $q \in \mathcal{Q}$:* The Markov chain for the discrete state $q(t)$ with the incoming and outgoing transitions for each state $q \in \mathcal{Q}$ is shown in Fig. 2. The transitions between the discrete states $q_l \rightarrow q'_l, \forall l \in \mathcal{L}$, and their effects on the continuous state $\mathbf{x}(t)$ are summarized in Table II. In the following, we explain the transitions presented in Table II:

- $l=1$: A source 1 packet arrives at an empty system. With this arrival/transition the AoI of source 1 does not change, i.e., $x'_0 = x_0$. This is because the arrival of source 1 packet does not yield an age reduction until it is delivered to the sink. Since the arriving source 1 packet is fresh and its age is zero, we have $x'_1 = 0$. Since with this arrival the queue is still empty, x_2 and x_3 become irrelevant to the AoI of source 1, and thus, $x'_2 = x_2$ and $x'_3 = x_3$. Note that if the system moves into a new state where x_j is irrelevant, we set $x'_j = x_j, j \in \{1, 2, 3\}$. An interpretation of this assignment is that x_j has not changed in

TABLE I: SHS Markov chain states for Policy 1

State	Source index of the second packet in the queue	Source index of the first packet in the queue	Server
0	-	-	I
1	-	-	B
2	-	1	B
3	-	2	B
4	2	1	B
5	1	2	B

TABLE II: Table of transitions for the Markov chain of Policy 1 in Fig. 2

l	$q_l \rightarrow q'_l$	$\lambda^{(l)}$	\mathbf{A}_l	$\mathbf{x}\mathbf{A}_l$	$\mathbf{v}_{q_l}\mathbf{A}_l$
1	$0 \rightarrow 1$	λ_1	$[x_0 \ 0 \ x_2 \ x_3]$	$\begin{bmatrix} 1 & 0 & 0 & 0 \\ 0 & 0 & 0 & 0 \\ 0 & 0 & 1 & 0 \\ 0 & 0 & 0 & 1 \end{bmatrix}$	$[v_{00} \ 0 \ v_{02} \ v_{03}]$
2	$0 \rightarrow 1$	λ_2	$[x_0 \ x_0 \ x_2 \ x_3]$	$\begin{bmatrix} 1 & 1 & 0 & 0 \\ 0 & 0 & 0 & 0 \\ 0 & 0 & 1 & 0 \\ 0 & 0 & 0 & 1 \end{bmatrix}$	$[v_{00} \ v_{00} \ v_{02} \ v_{03}]$
3	$1 \rightarrow 0$	μ	$[x_1 \ x_1 \ x_2 \ x_3]$	$\begin{bmatrix} 0 & 0 & 0 & 0 \\ 1 & 1 & 0 & 0 \\ 0 & 0 & 1 & 0 \\ 0 & 0 & 0 & 1 \end{bmatrix}$	$[v_{11} \ v_{11} \ v_{12} \ v_{13}]$
4	$1 \rightarrow 2$	λ_1	$[x_0 \ x_1 \ 0 \ x_3]$	$\begin{bmatrix} 1 & 0 & 0 & 0 \\ 0 & 1 & 0 & 0 \\ 0 & 0 & 0 & 0 \\ 0 & 0 & 0 & 1 \end{bmatrix}$	$[v_{10} \ v_{11} \ 0 \ v_{13}]$
5	$1 \rightarrow 3$	λ_2	$[x_0 \ x_1 \ x_1 \ x_3]$	$\begin{bmatrix} 1 & 0 & 0 & 0 \\ 0 & 1 & 1 & 0 \\ 0 & 0 & 0 & 0 \\ 0 & 0 & 0 & 1 \end{bmatrix}$	$[v_{10} \ v_{11} \ v_{11} \ v_{13}]$
6	$2 \rightarrow 1$	μ	$[x_1 \ x_2 \ x_2 \ x_3]$	$\begin{bmatrix} 0 & 0 & 0 & 0 \\ 1 & 0 & 0 & 0 \\ 0 & 1 & 1 & 0 \\ 0 & 0 & 0 & 1 \end{bmatrix}$	$[v_{21} \ v_{22} \ v_{22} \ v_{23}]$
7	$3 \rightarrow 1$	μ	$[x_1 \ x_1 \ x_2 \ x_3]$	$\begin{bmatrix} 0 & 0 & 0 & 0 \\ 1 & 1 & 0 & 0 \\ 0 & 0 & 1 & 0 \\ 0 & 0 & 0 & 1 \end{bmatrix}$	$[v_{31} \ v_{31} \ v_{32} \ v_{33}]$
8	$2 \rightarrow 2$	λ_1	$[x_0 \ x_1 \ 0 \ x_3]$	$\begin{bmatrix} 1 & 0 & 0 & 0 \\ 0 & 1 & 0 & 0 \\ 0 & 0 & 0 & 0 \\ 0 & 0 & 0 & 1 \end{bmatrix}$	$[v_{20} \ v_{21} \ 0 \ v_{23}]$
9	$2 \rightarrow 4$	λ_2	$[x_0 \ x_1 \ x_2 \ x_2]$	$\begin{bmatrix} 1 & 0 & 0 & 0 \\ 0 & 1 & 0 & 0 \\ 0 & 0 & 1 & 0 \\ 0 & 0 & 0 & 1 \end{bmatrix}$	$[v_{20} \ v_{21} \ v_{22} \ v_{22}]$
10	$3 \rightarrow 5$	λ_1	$[x_0 \ x_1 \ x_1 \ 0]$	$\begin{bmatrix} 1 & 0 & 0 & 0 \\ 0 & 1 & 1 & 0 \\ 0 & 0 & 0 & 0 \\ 0 & 0 & 0 & 0 \end{bmatrix}$	$[v_{30} \ v_{31} \ v_{31} \ 0]$
11	$4 \rightarrow 4$	λ_1	$[x_0 \ x_1 \ 0 \ 0]$	$\begin{bmatrix} 1 & 0 & 0 & 0 \\ 0 & 1 & 0 & 0 \\ 0 & 0 & 0 & 0 \\ 0 & 0 & 0 & 0 \end{bmatrix}$	$[v_{40} \ v_{41} \ 0 \ 0]$
12	$5 \rightarrow 5$	λ_1	$[x_0 \ x_1 \ x_1 \ 0]$	$\begin{bmatrix} 1 & 0 & 0 & 0 \\ 0 & 1 & 1 & 0 \\ 0 & 0 & 0 & 0 \\ 0 & 0 & 0 & 0 \end{bmatrix}$	$[v_{50} \ v_{51} \ v_{51} \ 0]$
13	$4 \rightarrow 3$	μ	$[x_1 \ x_2 \ x_2 \ x_3]$	$\begin{bmatrix} 0 & 0 & 0 & 0 \\ 1 & 0 & 0 & 0 \\ 0 & 1 & 1 & 0 \\ 0 & 0 & 0 & 1 \end{bmatrix}$	$[v_{41} \ v_{42} \ v_{42} \ v_{43}]$
14	$5 \rightarrow 2$	μ	$[x_1 \ x_1 \ x_3 \ x_3]$	$\begin{bmatrix} 0 & 0 & 0 & 0 \\ 1 & 1 & 0 & 0 \\ 0 & 0 & 0 & 0 \\ 0 & 0 & 1 & 1 \end{bmatrix}$	$[v_{51} \ v_{51} \ v_{53} \ v_{53}]$

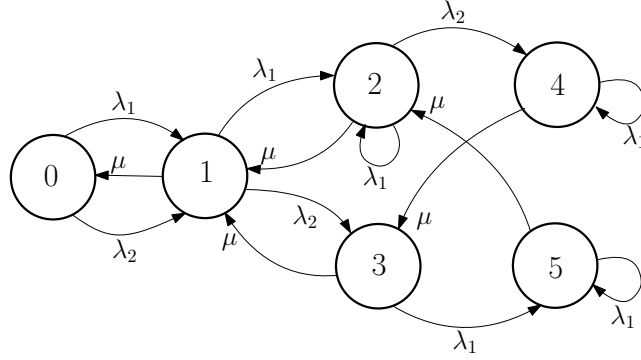


Fig. 2: The SHS Markov chain for Policy 1.

the transition to the new state. Finally, we have

$$\mathbf{x}' = [x_0 \ x_1 \ x_2 \ x_3] \mathbf{A}_1 = [x_0 \ 0 \ x_2 \ x_3]. \quad (8)$$

According to (8), it can be shown that the binary matrix \mathbf{A}_1 is given by

$$\mathbf{A}_1 = \begin{bmatrix} 1 & 0 & 0 & 0 \\ 0 & 0 & 0 & 0 \\ 0 & 0 & 1 & 0 \\ 0 & 0 & 0 & 1 \end{bmatrix}. \quad (9)$$

Then, by using (9), $\mathbf{v}_0 \mathbf{A}_1$ is calculated as

$$\mathbf{v}_0 \mathbf{A}_1 = [v_{00} \ v_{01} \ v_{02} \ v_{03}] \mathbf{A}_1 = [v_{00} \ 0 \ v_{02} \ v_{03}]. \quad (10)$$

It can be seen from (8)-(10) that when we have \mathbf{x}' for a transition $l \in \mathcal{L}$, it is easy to calculate $\mathbf{v}_{q_l} \mathbf{A}_l$. Thus, for the rest of the transitions, we just explain the calculation of \mathbf{x}' and present the final expressions of \mathbf{A}_l and $\mathbf{v}_{q_l} \mathbf{A}_l$.

- $l=2$: A source 2 packet arrives at an empty system. We have $x'_0 = x_0$, because this arrival does not change the AoI at the sink. Since the arriving packet is a source 2 packet, its delivery does not change the AoI of source 1, thus we have $x'_1 = x_0$. Moreover, since the queue is empty, x_2 and x_3 become irrelevant, and we have $x'_2 = x_2$ and $x'_3 = x_3$.
- $l=3$: A packet is under service and it completes service and is delivered to the sink. With

this transition, the AoI at the sink is reset to the age of the packet that just completed service, and thus, $x'_0 = x_1$. Since the system enters state $q = 0$, we have $x'_1 = x_1$, $x'_2 = x_2$, and $x'_3 = x_3$.

- $l=4$: A packet is under service and a source 1 packet arrives. In this transition, we have $x'_0 = x_0$ because there is no departure. The delivery of the packet under service reduces the AoI to x_1 and thus, $x'_1 = x_1$. Since the arriving source 1 packet is fresh and its age is zero we have $x'_2 = 0$. Since there is only one packet in the queue, x_3 becomes irrelevant, and we have $x'_3 = x_3$.
- $l=5$: A packet is under service and a source 2 packet arrives. In this transition, we have $x'_0 = x_0$ because there is no departure. The delivery of the packet under service reduces the AoI to x_1 and thus, $x'_1 = x_1$. Since the arriving source 2 packet, its delivery does not change the AoI of source 1, and thus we have $x'_2 = x_1$. Since there is only one packet in the queue, x_3 becomes irrelevant, and we have $x'_3 = x_3$.
- $l=6$: A source 1 packet is in the queue, a packet is under service and it completes service and is delivered to the sink. With this transition, the AoI at the sink is reset to the age of the packet that just completed service, and thus, $x'_0 = x_1$. Since the source 1 packet in the queue goes to the server, we have $x'_1 = x_2$. In addition, since with this departure the queue becomes empty, we have $x'_2 = x_2$ and $x'_3 = x_3$.
- $l=7$: A source 2 packet is in the queue, a packet is under service and it completes service and is delivered to the sink. With this transition, the AoI at the sink is reset to the age of the packet that just completed service, and thus, $x'_0 = x_1$. Since the source 2 packet in the queue goes to the server and its delivery does not change the AoI of source 1, we have $x'_1 = x_1$. In addition, since with this departure the queue becomes empty, we have $x'_2 = x_2$ and $x'_3 = x_3$.
- $l=8$: A packet is under service, a source 1 packet is in the queue, and a source 1 packet arrives. According to Policy 1, the source 1 packet in the queue is replaced by the fresh source 1 packet. In this transition, we have $x'_0 = x_0$ because there is no departure. The delivery of the packet under service reduces the AoI to x_1 , and thus, $x'_1 = x_1$. Since the

arriving source 1 packet is fresh and its age is zero, we have $x_2 = 0$. Since there is only one packet in the queue, we have $x'_3 = x_3$.

- $l=9$: A packet is under service, a source 1 packet is in the queue, and a source 2 packet arrives. In this transition, $x'_0 = x_0$ because there is no departure. The delivery of the packet under service reduces the AoI to x_1 , and thus, $x'_1 = x_1$. The delivery of the first packet in the queue reduces the AoI to x_2 , and thus, $x'_2 = x_2$. Since the second packet in the queue is a source 2 packet, its delivery does not change the AoI of source 1, and thus we have $x'_3 = x_2$.
- $l=10$: A packet is under service, a source 2 packet is in the queue, and a source 1 packet arrives. In this transition, $x'_0 = x_0$ because there is no departure. The delivery of the packet under service reduces the AoI to x_1 , and thus, $x'_1 = x_1$. Since the first packet in the queue is a source 2 packet, its delivery does not change the AoI of source 1, and thus we have $x'_1 = x_1$. Since the arriving source 1 packet is fresh and its age is zero, we have $x_3 = 0$.
- $l=11$: A packet is under service, the first packet in the queue is a source 1 packet, the second packet in the queue is a source 2 packet, and a source 1 packet arrives. According to Policy 1, the source 1 packet in the queue is replaced by the fresh source 1 packet. In this transition, we have $x'_0 = x_0$ because there is no departure. The delivery of the packet under service reduces the AoI to x_1 , thus, $x'_1 = x_1$. Since the arriving source 1 packet is fresh and its age is zero we have $x'_2 = 0$. Since the second packet in the queue is a source 2 packet, its delivery does not change the AoI of source 1, and thus we have $x'_3 = 0$. The reset maps of transition $l = 12$ can be derived similarly.
- $l=13$: The first packet in the queue is a source 1 packet, the second packet in the queue is a source 2 packet, and the packet under service completes service and is delivered to the sink. With this transition, the AoI at the sink is reset to the age of the source 1 packet that just completed service, and thus, $x'_0 = x_1$. Since the first packet in the queue goes to the server, we have $x'_1 = x_2$. In addition, since with this departure the queue holds the source 2 packet and its delivery does not change the AoI of source 1, we have $x'_2 = x_2$ and $x'_3 = x_3$. The reset maps of transition $l = 14$ can be derived similarly.

Having defined the sets of incoming and outgoing transitions, and the value of $\bar{v}_{q_l} \mathbf{A}_l$ for each incoming transition for each state $q \in \mathcal{Q}$, the remaining task is to derive $\mathbf{b}_q, \forall q \in \mathcal{Q}$, and the stationary probability vector $\bar{\pi}$. This is carried out next.

2) *Calculation of \mathbf{b}_q and $\bar{\pi}_q$ for each state $q \in \mathcal{Q}$:* The evolution of $\mathbf{x}(t)$ at each discrete state $q(t) = q$ is determined by the differential equation $\dot{\mathbf{x}} = \mathbf{b}_q$, as described in Section III. Since as long as the discrete state $q(t)$ is unchanged, the age of each element $x_j(t), j \in \{0, \dots, 3\}$, increases at a unit rate with time, and thus we have $\mathbf{b}_q = \mathbf{1}$, where $\mathbf{1}$ is the row vector $[1 \dots 1] \in \mathbb{R}^{1 \times (n+1)}$.

To calculate the stationary probability vector $\bar{\pi}$, we use (4) and (5). Using (4) and the transitions between the different states presented in Table II, it can be shown that the stationary probability vector $\bar{\pi}$ satisfies $\bar{\pi} \mathbf{D} = \bar{\pi} \mathbf{Q}$ where the diagonal matrix $\mathbf{D} \in \mathbb{R}^{(n+1) \times (n+1)}$ and matrix $\mathbf{Q} \in \mathbb{R}^{(n+1) \times (n+1)}$ are given as

$$\mathbf{D} = \text{diag}[\lambda, \lambda + \mu, \lambda + \mu, \lambda_1 + \mu, \lambda_1 + \mu, \lambda_1 + \mu],$$

$$\mathbf{Q} = \begin{bmatrix} \mu & \lambda & 0 & 0 & 0 & 0 \\ 0 & 0 & \lambda_1 & \lambda_2 & \lambda_2 & 0 \\ 0 & \mu & \lambda_1 & 0 & 0 & 0 \\ 0 & \mu & 0 & 0 & 0 & \lambda_1 \\ 0 & 0 & 0 & \mu & \lambda_1 & 0 \\ 0 & 0 & \mu & 0 & 0 & \lambda_1 \end{bmatrix},$$

where $\text{diag}[a_1, a_2, \dots, a_n]$ denotes a diagonal matrix with elements a_1, a_2, \dots, a_n on its main diagonal. Using the above $\bar{\pi} \mathbf{D} = \bar{\pi} \mathbf{Q}$ and $\sum_{q \in \mathcal{Q}} \bar{\pi}_q = 1$ in (5), the stationary probabilities are given as

$$\bar{\pi} = \frac{1}{\rho^2 + \rho(2\rho_1\rho_2 + 1) + 1} [1 \quad \rho \quad \rho_1\rho \quad \rho_2\rho \quad \rho_1\rho_2\rho \quad \rho_1\rho_2\rho]. \quad (11)$$

3) *Average AoI Calculation:* By substituting (11) into (6) and solving the corresponding system of linear equations, the values of $\bar{v}_{q_0}, \forall q \in \mathcal{Q}$, are calculated as presented in Appendix A. Finally, substituting the values of $\bar{v}_{q_0}, \forall q \in \mathcal{Q}$, into (7) results in the average AoI of source

1 under Policy 1, given in Theorem 1. Note that the expression is *exact*; it characterizes the average AoI in the considered queuing model in *closed form*.

B. Average AoI under Policy 2

Recall from Section II that the main difference of Policy 2 compared to Policy 1 treated above is that *the system* can contain only two packets, one packet of source 1 and one packet of source 2. Accordingly for Policy 2, the state space of the Markov chain is $\mathcal{Q} = \{0, 1, 2, 3, 4\}$, where $q = 0$ indicates that the server is idle, i.e., the system is empty; $q = 1$ indicates that a source 1 packet is under service and the queue is empty; $q = 2$ indicates that a source 2 packet is under service and the queue is empty; $q = 3$ indicates that a source 1 packet is under service, and a source 2 packet is in the queue; and $q = 4$ indicates that a source 2 packet is under service, and a source 1 packet is in the queue.

The continuous process is $\mathbf{x}(t) = [x_0(t) \ x_1(t) \ x_2(t)]$, where $x_0(t)$ is the current AoI of source 1 at time instant t , $\Delta_1(t)$; $x_1(t)$ encodes what $\Delta_1(t)$ would become if the packet that is under service is delivered to the sink at time instant t ; $x_2(t)$ encodes what $\Delta_1(t)$ would become if the packet in the queue is delivered to the sink at time instant t . Next, we will determine the required quantities to form the system of linear equations in (6) under Policy 2.

1) *Determining the value of $\bar{v}_{q_l} \mathbf{A}_l$ for incoming transitions for each state $q \in \mathcal{Q}$* : The Markov chain for the discrete state $q(t)$ is shown in Fig. 3. The transitions between the discrete states $q_l \rightarrow q'_l, \forall l \in \mathcal{L}$, and their effects on the continuous state $\mathbf{x}(t)$ are summarized in Table III. In the following, we explain the transitions presented in Table III:

- $l=1$: A source 1 packet arrives at an empty system. With this transition we have $x'_0 = x_0$ because there is no departure. Since with this arrival the queue is still empty, x_2 becomes irrelevant to the AoI of source 1, and thus, $x'_2 = x_2$.
- $l=2$: A source 2 packet arrives at an empty system. We have $x'_0 = x_0$, because this arrival does not change the AoI at the sink. Since the arriving packet is a source 2 packet, its delivery does not change the AoI of source 1, and thus we have $x'_1 = x_0$. Moreover, since the queue is empty, x_2 becomes irrelevant, and thus, we have $x'_2 = x_2$.

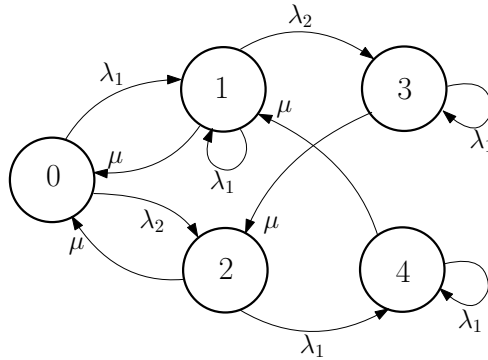


Fig. 3: The SHS Markov chain for Policy 2.

TABLE III: Table of transitions for the Markov chain of Policy 2 in Fig. 3

l	$q_l \rightarrow q'_l$	$\lambda^{(l)}$	$\mathbf{x}\mathbf{A}_l$	\mathbf{A}_l	$\mathbf{v}_{q_l}\mathbf{A}_l$
1	$0 \rightarrow 1$	λ_1	$[x_0 \ 0 \ x_2]$	$\begin{bmatrix} 1 & 0 & 0 \\ 0 & 0 & 0 \\ 0 & 0 & 1 \end{bmatrix}$	$[v_{00} \ 0 \ v_{02}]$
2	$0 \rightarrow 2$	λ_2	$[x_0 \ x_0 \ x_2]$	$\begin{bmatrix} 1 & 1 & 0 \\ 0 & 0 & 0 \\ 0 & 0 & 1 \end{bmatrix}$	$[v_{00} \ v_{00} \ v_{02}]$
3	$1 \rightarrow 1$	λ_1	$[x_0 \ 0 \ x_2]$	$\begin{bmatrix} 1 & 0 & 0 \\ 0 & 0 & 0 \\ 0 & 0 & 1 \end{bmatrix}$	$[v_{10} \ 0 \ v_{12}]$
4	$1 \rightarrow 3$	λ_2	$[x_0 \ x_1 \ x_1]$	$\begin{bmatrix} 1 & 0 & 0 \\ 0 & 1 & 1 \\ 0 & 0 & 0 \end{bmatrix}$	$[v_{10} \ v_{11} \ v_{11}]$
5	$2 \rightarrow 4$	λ_1	$[x_0 \ x_0 \ 0]$	$\begin{bmatrix} 1 & 1 & 0 \\ 0 & 0 & 0 \\ 0 & 0 & 0 \end{bmatrix}$	$[v_{20} \ v_{20} \ 0]$
6	$3 \rightarrow 3$	λ_1	$[x_0 \ 0 \ 0]$	$\begin{bmatrix} 1 & 0 & 0 \\ 0 & 0 & 0 \\ 0 & 0 & 0 \end{bmatrix}$	$[v_{30} \ 0 \ 0]$
7	$4 \rightarrow 4$	λ_1	$[x_0 \ x_0 \ 0]$	$\begin{bmatrix} 1 & 1 & 0 \\ 0 & 0 & 0 \\ 0 & 0 & 0 \end{bmatrix}$	$[v_{40} \ v_{40} \ 0]$
8	$1 \rightarrow 0$	μ	$[x_1 \ x_1 \ x_2]$	$\begin{bmatrix} 0 & 0 & 0 \\ 1 & 1 & 0 \\ 0 & 0 & 1 \end{bmatrix}$	$[v_{11} \ v_{11} \ v_{12}]$
9	$2 \rightarrow 0$	μ	$[x_0 \ x_1 \ x_2]$	$\begin{bmatrix} 1 & 0 & 0 \\ 0 & 1 & 0 \\ 0 & 0 & 1 \end{bmatrix}$	$[v_{20} \ v_{21} \ v_{22}]$
10	$3 \rightarrow 2$	μ	$[x_1 \ x_1 \ x_2]$	$\begin{bmatrix} 0 & 0 & 0 \\ 1 & 1 & 0 \\ 0 & 0 & 1 \end{bmatrix}$	$[v_{31} \ v_{31} \ v_{32}]$
11	$4 \rightarrow 1$	μ	$[x_0 \ x_2 \ x_2]$	$\begin{bmatrix} 1 & 0 & 0 \\ 0 & 0 & 0 \\ 0 & 1 & 1 \end{bmatrix}$	$[v_{40} \ v_{42} \ v_{42}]$

- $l=3$: A source 1 packet is under service and a source 1 packet arrives. According to the self-preemptive service of Policy 2, the source 1 packet that is under service is preempted by the arriving source 1 packet. In this transition, we have $x'_0 = x_0$ because there is no departure. Since the arrived source 1 packet that entered the server through the preemption is fresh and its age is zero, we have $x'_1 = 0$. Since the queue is empty, x_2 becomes irrelevant,

and thus, we have $x'_2 = x_2$.

- $l=4$: A source 1 packet is under service and a source 2 packet arrives. In this transition, we have $x'_0 = x_0$ because there is no departure. The delivery of the packet under service reduces the AoI to x_1 , and thus, we have $x'_1 = x_1$. Since the packet in the queue is a source 2 packet, its delivery does not change the AoI of source 1, and thus we have $x'_2 = x_1$. The reset map of transition $l = 6$ can be derived similarly.
- $l=5$: A source 2 packet is under service and a source 1 packet arrives. In this transition, we have $x'_0 = x_0$ because there is no departure. Since the packet under service is a source 2 packet, its delivery does not change the AoI of source 1, and thus we have $x'_1 = x_0$. Since the arriving source 1 packet is fresh and its age is zero, we have $x_2 = 0$.
- $l=6$: A source 1 packet is under service, the packet in the queue is a source 2 packet, and a source 1 packet arrives. According to the self-preemptive policy, the source 1 packet that is under service is preempted by the arriving source 1 packet. In this transition, we have $x'_0 = x_0$ because there is no departure. Since the arrived source 1 packet that entered the server through the preemption is fresh and its age is zero, we have $x'_1 = 0$. Since the packet in the queue is a source 2 packet, its delivery does not change the AoI of source 1, and thus we have $x'_2 = 0$. The reset maps of transition $l = 7$ can be derived similarly.
- $l=8$: A source 1 packet is under service and it completes service and is delivered to the sink. With this transition, the AoI at the sink is reset to the age of the source 1 packet that just completed service, and thus, $x'_0 = x_1$. Since the system enters state $q = 0$, we have $x'_1 = x_1$, and $x'_2 = x_2$. The reset map of transition $l = 9$ can be derived similarly.
- $l=10$: The packet in the queue is a source 2 packet and the source 1 packet in the server completes service and is delivered to the sink. With this transition, the AoI at the sink is reset to the age of the source 1 packet that just completed service, i.e., $x'_0 = x_1$. Since the packet that goes to the server is a source 2 packet, its delivery does not change the AoI of source 1, and thus we have $x'_1 = x_1$. In addition, since with this transition the queue becomes empty, we have $x'_2 = x_2$. The reset map of transition $l = 11$ can be derived similarly.

2) *Calculation of \mathbf{b}_q and $\bar{\pi}_q$ for each state $q \in \mathcal{Q}$:* Similarly as in Section IV-A, as long as the discrete state $q(t)$ is unchanged, the age of each element $x_j(t), j \in \{0, \dots, 2\}$, increases at a unit rate with time. Thus, we have $\mathbf{b}_q = \mathbf{1}$. Next, we calculate the stationary probability vector $\bar{\pi}$. Using (4) and the transition rates among the different states presented in Table III, it can be shown that the stationary probability vector $\bar{\pi}$ satisfies $\bar{\pi}\mathbf{D} = \bar{\pi}\mathbf{Q}$ with

$$\mathbf{D} = \text{diag}[\lambda, \lambda + \mu, \lambda_1 + \mu, \lambda_1 + \mu, \lambda_1 + \mu],$$

$$\mathbf{Q} = \begin{bmatrix} 0 & \lambda_1 & \lambda_2 & 0 & 0 \\ \mu & \lambda_1 & 0 & \lambda_2 & 0 \\ \mu & 0 & 0 & 0 & \lambda_1 \\ 0 & 0 & \mu & \lambda_1 & 0 \\ 0 & \mu & 0 & 0 & \lambda_1 \end{bmatrix}.$$

Using the above $\bar{\pi}\mathbf{D} = \bar{\pi}\mathbf{Q}$ and $\sum_{q \in \mathcal{Q}} \bar{\pi}_q = 1$ in (5), the stationary probabilities are given as

$$\bar{\pi} = \frac{1}{2\rho_1\rho_2 + \rho + 1} [1 \quad \rho_1 \quad \rho_2 \quad \rho_1\rho_2 \quad \rho_1\rho_2]. \quad (12)$$

3) *Average AoI Calculation:* By substituting (12) into (6) and solving the corresponding system of linear equations, the values of $\bar{v}_{q0}, \forall q \in \mathcal{Q}$, are calculated as

$$\begin{aligned} \bar{v}_{00} &= \frac{\rho_1^2(2\rho + 5) + (4\rho_1 + 1)(\rho_2 + 1)}{\mu\rho_1(1 + \rho_1)^2(1 + \rho)(1 + \rho + 2\rho_1\rho_2)}, \\ \bar{v}_{10} &= \frac{(1 + \rho_2)(\rho_1^3 + 4\rho_1^2 + 1) + \rho_1(5\rho_2 + 4)}{\mu(1 + \rho_2)(1 + \rho_1)^2(1 + \rho + 2\rho_1\rho_2)}, \\ \bar{v}_{20} &= \frac{\rho_2(\rho_1^2(2\rho + 6) + (4\rho_1 + 1)(\rho_2 + 1))}{\mu\rho_1(1 + \rho_1)^2(1 + \rho)(1 + \rho + 2\rho_1\rho_2)}, \\ \bar{v}_{30} &= \frac{\rho_2((1 + \rho_2)(2\rho_1^3 + 6\rho_1^2 + 1) + \rho_1(6\rho_2 + 5))}{\mu(1 + \rho_2)(1 + \rho_1)^2(1 + \rho + 2\rho_1\rho_2)}, \\ \bar{v}_{40} &= \frac{\rho_2(\rho_1^2(\rho_1^2 + 5\rho_1 + \rho_1\rho_2 + 4\rho_2 + 9) + (5\rho_1 + 1)(1 + \rho_2))}{\mu(1 + \rho_1)^2(1 + \rho)(1 + \rho + 2\rho_1\rho_2)}. \end{aligned} \quad (13)$$

Finally, substituting the values of $\bar{v}_{q0}, \forall q \in \mathcal{Q}$, in (13) into (7) results in the average AoI of source 1 under Policy 2, given in Theorem 2.

TABLE IV: Table of transitions for the Markov chain of Policy 3

l	$q_l \rightarrow q'_l$	$\lambda^{(l)}$	$\mathbf{x}\mathbf{A}_l$	\mathbf{A}_l	$\mathbf{v}_{q_l}\mathbf{A}_l$
1	$0 \rightarrow 1$	λ_1	$[x_0 \ 0 \ x_2]$	$\begin{bmatrix} 1 & 0 & 0 \\ 0 & 0 & 0 \\ 0 & 0 & 1 \end{bmatrix}$	$[v_{00} \ 0 \ v_{02}]$
2	$0 \rightarrow 2$	λ_2	$[x_0 \ x_0 \ x_2]$	$\begin{bmatrix} 1 & 1 & 0 \\ 0 & 0 & 0 \\ 0 & 0 & 1 \end{bmatrix}$	$[v_{00} \ v_{00} \ v_{02}]$
3	$1 \rightarrow 1$	λ_1	$[x_0 \ x_1 \ x_2]$	$\begin{bmatrix} 1 & 0 & 0 \\ 0 & 1 & 0 \\ 0 & 0 & 1 \end{bmatrix}$	$[v_{10} \ v_{11} \ v_{12}]$
4	$1 \rightarrow 3$	λ_2	$[x_0 \ x_1 \ x_1]$	$\begin{bmatrix} 1 & 0 & 0 \\ 0 & 1 & 1 \\ 0 & 0 & 0 \end{bmatrix}$	$[v_{10} \ v_{11} \ v_{11}]$
5	$2 \rightarrow 4$	λ_1	$[x_0 \ x_0 \ 0]$	$\begin{bmatrix} 1 & 1 & 0 \\ 0 & 0 & 0 \\ 0 & 0 & 0 \end{bmatrix}$	$[v_{20} \ v_{20} \ 0]$
6	$3 \rightarrow 3$	λ_1	$[x_0 \ x_1 \ x_1]$	$\begin{bmatrix} 1 & 0 & 0 \\ 0 & 1 & 1 \\ 0 & 0 & 0 \end{bmatrix}$	$[v_{30} \ v_{31} \ v_{31}]$
7	$4 \rightarrow 4$	λ_1	$[x_0 \ x_0 \ 0]$	$\begin{bmatrix} 1 & 1 & 0 \\ 0 & 0 & 0 \\ 0 & 0 & 0 \end{bmatrix}$	$[v_{40} \ v_{40} \ 0]$
8	$1 \rightarrow 0$	μ	$[x_1 \ x_1 \ x_2]$	$\begin{bmatrix} 0 & 0 & 0 \\ 1 & 1 & 0 \\ 0 & 0 & 1 \end{bmatrix}$	$[v_{11} \ v_{11} \ v_{12}]$
9	$2 \rightarrow 0$	μ	$[x_0 \ x_1 \ x_2]$	$\begin{bmatrix} 1 & 0 & 0 \\ 0 & 1 & 0 \\ 0 & 0 & 1 \end{bmatrix}$	$[v_{20} \ v_{21} \ v_{22}]$
10	$3 \rightarrow 2$	μ	$[x_1 \ x_1 \ x_2]$	$\begin{bmatrix} 0 & 0 & 0 \\ 1 & 1 & 0 \\ 0 & 0 & 1 \end{bmatrix}$	$[v_{31} \ v_{31} \ v_{32}]$
11	$4 \rightarrow 1$	μ	$[x_0 \ x_2 \ x_2]$	$\begin{bmatrix} 1 & 0 & 0 \\ 0 & 0 & 0 \\ 0 & 1 & 1 \end{bmatrix}$	$[v_{40} \ v_{42} \ v_{42}]$

C. Average AoI under Policy 3

The main difference of Policy 3 compared to Policy 2 is that it does not permit preemption in service. The Markov chain and the continuous process of Policy 3 are the same as those for Policy 2. Thus, the stationary probability vector $\bar{\pi}$ of Policy 3 is given in (12). The transitions between the discrete states $q_l \rightarrow q'_l$, $\forall l \in \mathcal{L}$, and their effects on the continuous state $\mathbf{x}(t)$ are summarized in Table IV. The reset maps of transitions $l \in \{1, 2, 4, 5, 7, 8, 9, 10, 11\}$ are the same as those for Policy 2. Thus, we only explain transitions $l = 3$ and $l = 6$ (see Table IV).

- $l=3$: A source 1 packet is under service and a source 1 packet arrives. According to Policy 3, the arrived source 1 packet is blocked and cleared. In this transition, we have $x'_0 = x_0$ because there is no departure. The delivery of the packet under service reduces the AoI to x_1 , and thus, we have $x'_1 = x_1$. Since the queue is empty, x_2 becomes irrelevant, and thus, we have $x'_2 = x_2$.

- $l=6$: A source 1 packet is under service, the packet in the queue is a source 2 packet, and a source 1 packet arrives. The arrived source 1 packet is blocked and cleared. In this transition, we have $x'_0 = x_0$ because there is no departure. The delivery of the packet under service reduces the AoI to x_1 , and thus, we have $x'_1 = x_1$. Since the packet in the queue is a source 2 packet, its delivery does not change the AoI of source 1, and thus we have $x'_2 = x_1$.

Having the stationary probability vector $\bar{\pi}$ (given in (12)) and the table of transitions (Table IV), we can form the system of linear equations (6). By solving the system of linear equations, the values of \bar{v}_{q0} , $\forall q \in \mathcal{Q}$, are calculated as

$$\begin{aligned}
\bar{v}_{00} &= \frac{\rho_1^3 + \rho_1^2((\rho_2 + 2)^2 - 1) + (\rho_2 + 1)^2(3\rho_1 + 1)}{\mu\rho_1(1 + \rho_1)(1 + \rho_2)(1 + \rho)(1 + \rho + 2\rho_1\rho_2)}, \\
\bar{v}_{10} &= \frac{(1 + \rho_2)(2\rho_1^2 + 1) + \rho_1(4\rho_2 + 3)}{\mu(1 + \rho_2)(1 + \rho_1)(1 + \rho + 2\rho_1\rho_2)}, \\
\bar{v}_{20} &= \frac{\rho_2(\rho_1^3(\rho_2 + 2) + \rho_1^2(\rho_2^2 + 5\rho_2 + 4) + (3\rho_1 + 1)(\rho_2 + 1)^2)}{\mu\rho_1(1 + \rho_1)(1 + \rho_2)(1 + \rho)(1 + \rho + 2\rho_1\rho_2)}, \\
\bar{v}_{30} &= \frac{\rho_2((\rho_2 + 1)(3\rho_1^2 + 1) + \rho_1(5\rho_2 + 4))}{\mu(1 + \rho_1)(1 + \rho_2)(1 + \rho + 2\rho_1\rho_2)}, \\
\bar{v}_{40} &= \frac{\rho_2(\rho_1^3(2\rho_2 + 3) + 2\rho_1^2((\rho_2 + 2)^2 - 1) + (4\rho_1 + 1)(\rho_2 + 1)^2)}{\mu(1 + \rho_1)(1 + \rho_2)(1 + \rho)(1 + \rho + 2\rho_1\rho_2)}.
\end{aligned} \tag{14}$$

Finally, substituting the values of \bar{v}_{q0} , $\forall q \in \mathcal{Q}$, in (14) into (7) results in the average AoI of source 1 under Policy 3, given in Theorem 3.

V. NUMERICAL RESULTS

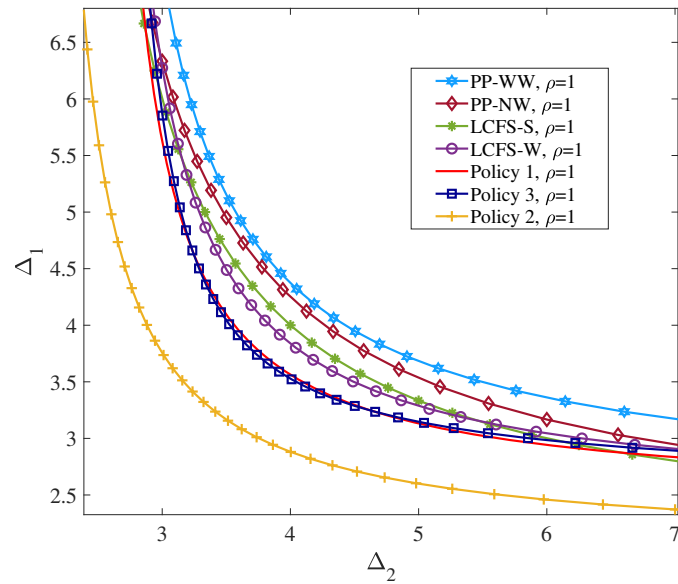
In this section, we show the effectiveness of the proposed packet management policies in terms of the sum average AoI and fairness between the different sources in the system. Moreover, we compare our policies against the following existing policies: the source-agnostic packet management policies LCFS-S and LCFS-W proposed in [2], and the priority based packet management policies proposed in [15], which we term PP-NW and PP-WW. Under the LCFS-S policy, a new arriving packet preempts any packet that is currently under service (regardless of the source index). Under the LCFS-W policy, a new arriving packet replaces any older packet

waiting in the queue (regardless of the source index); however, the new packet has to wait for any packet under service to finish. Under the PP-NW policy, there is no waiting room and an update under service is preempted on arrival of an equal or higher priority update. Under the PP-WW policy, there is a waiting room for at most one update and preemption is allowed in waiting but not in service. Without loss of generality, for the PP-NW and PP-WW policies, we assume that source 2 has higher priority than source 1; for the opposite case, the results are symmetric.

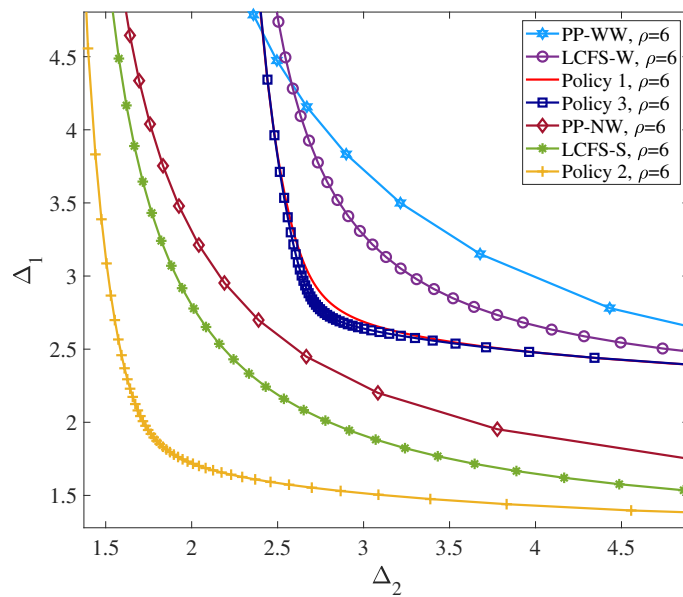
1) *Average AoI*: Fig. 4 depicts the contours of achievable average AoI pairs (Δ_1, Δ_2) for fixed values of system load $\rho = \rho_1 + \rho_2$ under different packet management policies with normalized service rate $\mu = 1$; in Fig. 4(a), $\rho = 1$ and in Fig. 4(b), $\rho = 6$. This figure shows that under an appropriate packet management policy in the system (either in the queue or server), by increasing the load of the system the average AoI decreases. Besides that, it shows that Policy 2 provides the lowest average AoI as compared to the other policies.

2) *Sum Average AoI*: Fig. 5 depicts sum average AoI as a function of ρ_1 under different packet management policies with $\mu = 1$; in Fig. 5(a), $\rho = \rho_1 + \rho_2 = 1$ and in Fig. 5(b), $\rho = \rho_1 + \rho_2 = 6$. This figure shows that Policy 2 provides the lowest average AoI for all values of ρ_1 as compared to the other policies. In addition, we can observe that among Policy 1, Policy 3, PP-NW, PP-WW, LCFS-S, and LCFS-W policies, the policy that achieves the lowest value of the sum average AoI depends on the system parameters. Moreover, we can observe that under the PP-NW and PP-WW policies the minimum value of sum average AoI is achieved for a high value of ρ_1 . This is because when priority is with source 2, a high value of ρ_1 is needed to compensate for the priority. In addition, we can see that for a high value of total load, i.e., $\rho = 6$, the range of values of ρ_1 for which PP-NW and PP-WW policies operate well becomes narrow.

3) *Fairness*: For some applications, besides the sum average AoI, the individual average AoI of each source is critical. In this case, fairness between different sources becomes important to be taken into account. To compare the fairness between different sources under the different packet management policies, we use the Jain's fairness index [25]. For the average AoI of sources 1



(a)

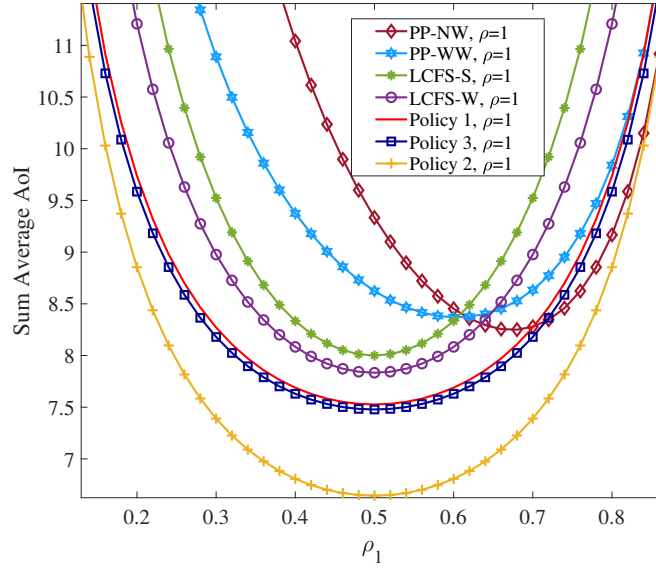


(b)

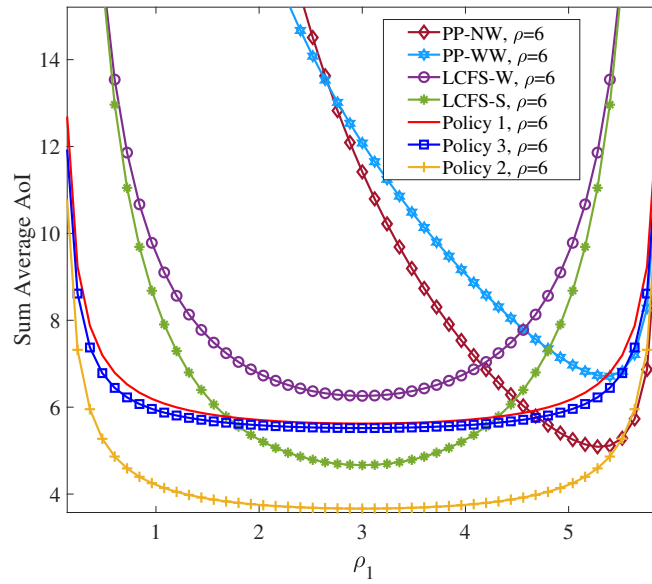
Fig. 4: The average AoI of sources 1 and 2 under different packet management policies for $\mu = 1$ with (a) $\rho = \rho_1 + \rho_2 = 1$, and (b) $\rho = \rho_1 + \rho_2 = 6$.

and 2, the Jain's fairness index $J(\Delta_1, \Delta_2)$ is defined as [25, Definition 1] [26, Section 3]

$$J(\Delta_1, \Delta_2) = \frac{(\Delta_1 + \Delta_2)^2}{2(\Delta_1^2 + \Delta_2^2)}. \quad (15)$$



(a)



(b)

Fig. 5: Sum average AoI as a function of ρ_1 under different packet management policies for $\mu = 1$ with (a) $\rho = \rho_1 + \rho_2 = 1$, and (b) $\rho = \rho_1 + \rho_2 = 6$.

The Jain's index $J(\Delta_1, \Delta_2)$ is continuous and lies in $[0.5, 1]$, where $J(\Delta_1, \Delta_2) = 1$ indicates the fairest situation in the system.

Fig. 6 depicts the Jain's fairness index for the average AoI of sources 1 and 2 as a function of ρ_1 under different packet management policies with $\mu = 1$; in Fig. 6(a), $\rho = \rho_1 + \rho_2 = 1$ and in Fig. 6(b), $\rho = \rho_1 + \rho_2 = 6$. As it can be seen, among Policy 1, Policy 2, Policy 3, LCFS-S, and

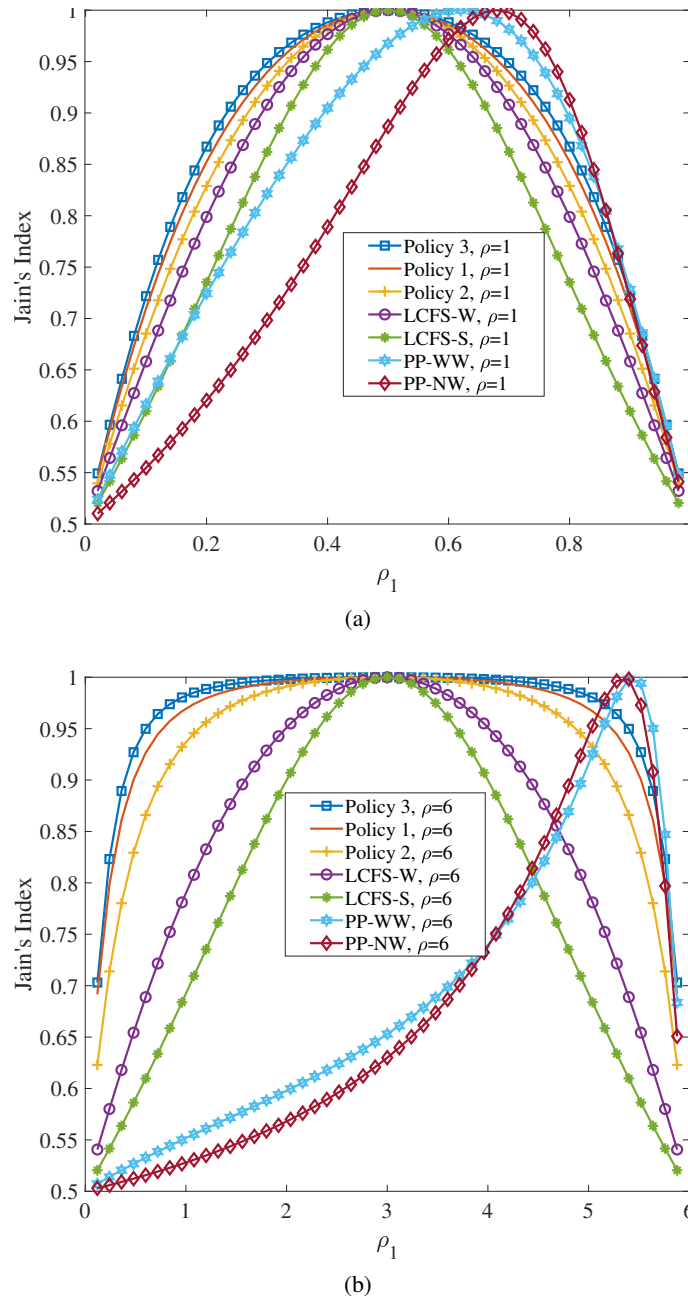


Fig. 6: The Jain's fairness index for the average AoI of sources 1 and 2 as a function of ρ_1 under different packet management policies for $\mu = 1$ with (a) $\rho = \rho_1 + \rho_2 = 1$, and (b) $\rho = \rho_1 + \rho_2 = 6$.

LCFS-W policies, the LCFS-S policy provides the lowest fairness in the system. This is because the packets of a source with a lower packet arrival rate are most of the time preempted by the packets of the other source having a higher packet arrival rate. In addition, we observe that the proposed source-aware policies (i.e., Policy 1, Policy 2, and Policy 3) in general provide better

fairness than that of the other policies and Policy 3 provides the fairest situation in the system. This is because under these policies, a packet in the queue or server can be preempted *only* by a packet with the same source index. Similarly as in Fig. 5(b), for the high load case, the range of values of ρ_1 for which PP-NW and PP-WW policies provide a good fairness becomes narrow.

VI. CONCLUSIONS

We considered a status update system consisting of two independent sources, one server, and one sink. We proposed three source-aware packet management policies where differently from the existing works, a packet in the system can be preempted only by a packet with the same source index. We derived the average AoI for each source under the proposed packet management policies using the SHS technique. The numerical results showed that Policy 2 results in a lower sum average AoI in the system compared to the existing policies. In addition, the experiments showed that in general the proposed source-aware policies result in higher fairness in the system than that of the existing policies and, in particular, Policy 3 provides the fairest situation in the system.

The present paper opens several research directions for future study. It would be interesting to extend the results for more than two sources. The same methodology as used in this paper can be applied for more than two sources; however, the complexity of the calculations increases exponentially with the number of sources. Another interesting future work includes calculating the stationary distribution of the AoI under the proposed packet management policies.

APPENDIX A

VALUES OF \bar{v}_{q0} , $\forall q \in \mathcal{Q}$, FOR POLICY 1

$$\bar{v}_{00} = \frac{3\rho_1^4 + \rho_1^3(5\rho_2 + 9) + \rho_1^2(2\rho_2^2 + 11\rho_2 + 10) + \rho_1(4\rho_2^2 + 6\rho_2 + 5) + \rho_2^2 + \rho_2 + 1}{\mu\rho_1(1 + \rho_1)^2((\rho + 1)^2 - \rho_2)(\rho^2 + \rho(2\rho_1\rho_2 + 1) + 1)}, \quad (16)$$

$$\bar{v}_{10} = \frac{\rho_2^5 + 3\rho_2^4 + 4\rho_2^3 + 3\rho_2^2 + \rho_2 + \sum_{k=1}^7 \rho_1^k \gamma_{1,k}}{\mu\rho_1(1 + \rho)(1 + \rho_2)(1 + \rho_1)^2((\rho + 1)^2 - \rho_2)(\rho^2 + \rho(2\rho_1\rho_2 + 1) + 1)}, \quad (17)$$

where

$$\begin{aligned}\gamma_{1,1} &= 4\rho_2^5 + 16\rho_2^4 + 26\rho_2^3 + 22\rho_2^2 + 9\rho_2 + 1, & \gamma_{1,2} &= 2\rho_2^5 + 25\rho_2^4 + 64\rho_2^3 + 70\rho_2^2 + 35\rho_2 + 6, \\ \gamma_{1,3} &= 11\rho_2^4 + 62\rho_2^3 + 107\rho_2^2 + 72\rho_2 + 16, & \gamma_{1,4} &= \rho_2^4 + 23\rho_2^3 + 75\rho_2^2 + 77\rho_2 + 23, \\ \gamma_{1,5} &= 3\rho_2^3 + 23\rho_2^2 + 41\rho_2 + 18, & \gamma_{1,6} &= 3\rho_2^2 + 10\rho_2 + 7, & \gamma_{1,7} &= \rho_2^2 + 10\rho_2 + 1.\end{aligned}$$

$$\bar{v}_{20} = \frac{\rho_2^6 + 4\rho_2^5 + 7\rho_2^4 + 7\rho_2^3 + 4\rho_2^2 + \rho_2 + \sum_{k=1}^7 \rho_1^k \gamma_{2,k}}{\mu(1+\rho)(1+\rho_1)^2(1+\rho_2)^2((\rho+1)^2 - \rho_2)(\rho^2 + \rho(2\rho_1\rho_2 + 1) + 1)}, \quad (18)$$

where

$$\begin{aligned}\gamma_{2,1} &= 5\rho_2^6 + 23\rho_2^5 + 46\rho_2^4 + 51\rho_2^3 + 32\rho_2^2 + 10\rho_2 + 1, \\ \gamma_{2,2} &= 4\rho_2^6 + 36\rho_2^5 + 108\rho_2^4 + 156\rho_2^3 + 119\rho_2^2 + 46\rho_2 + 7, \\ \gamma_{2,3} &= \rho_2^6 + 2\rho_2^5 + 100\rho_2^4 + 213\rho_2^3 + 222\rho_2^2 + 111\rho_2 + 21, \\ \gamma_{2,4} &= 4\rho_2^5 + 40\rho_2^4 + 134\rho_2^3 + 202\rho_2^2 + 138 + 33, & \gamma_{2,5} &= 6\rho_2^4 + 39\rho_2^3 + 89\rho_2^2 + 87\rho_2 + 28, \\ \gamma_{2,6} &= 4\rho_2^3 + 18\rho_2^2 + 26\rho_2 + 12, & \gamma_{2,7} &= \rho_2^2 + 3\rho_2 + 2.\end{aligned}$$

$$\bar{v}_{30} = \frac{\rho_2^6 + 3\rho_2^5 + 4\rho_2^4 + 3\rho_2^3 + \rho_2^2 + \sum_{k=1}^7 \rho_1^k \gamma_{3,k}}{\mu\rho_1(1+\rho)(1+\rho_2)(1+\rho_1)^2((\rho+1)^2 - \rho_2)(\rho^2 + \rho(2\rho_1\rho_2 + 1) + 1)}, \quad (19)$$

where

$$\begin{aligned}\gamma_{3,1} &= 5\rho_2^6 + 19\rho_2^5 + 30\rho_2^4 + 25\rho_2^3 + 10\rho_2^2 + \rho_2, & \gamma_{3,2} &= 5\rho_2^6 + 37\rho_2^5 + 84\rho_2^4 + 87\rho_2^3 + 41\rho_2^2 + 6\rho_2, \\ \gamma_{3,3} &= 2\rho_2^6 + 27\rho_2^5 + 101\rho_2^4 + 149\rho_2^3 + 91\rho_2^2 + 18\rho_2, & \gamma_{3,4} &= 8\rho_2^5 + 55\rho_2^4 + 126\rho_2^3 + 110\rho_2^2 + 30\rho_2, \\ \gamma_{3,5} &= 12\rho_2^4 + 51\rho_2^3 + 69\rho_2^2 + 27\rho_2, & \gamma_{3,6} &= 8\rho_2^3 + 20\rho_2^2 + 12\rho_2, & \gamma_{3,7} &= 2\rho_2^2 + 2\rho_2.\end{aligned}$$

$$\bar{v}_{40} = \frac{\rho_2^7 + 4\rho_2^6 + 7\rho_2^5 + 7\rho_2^4 + 4\rho_2^3 + \rho_2^2 + \sum_{k=1}^7 \rho_1^k \gamma_{4,k}}{\mu(1+\rho)(1+\rho_2)^2(1+\rho_1)^2((\rho+1)^2 - \rho_2)(\rho^2 + \rho(2\rho_1\rho_2 + 1) + 1)}, \quad (20)$$

where

$$\begin{aligned}
\gamma_{4,1} &= 6\rho_2^7 + 27\rho_2^6 + 53\rho_2^5 + 58\rho_2^4 + 36\rho_2^3 + 11\rho_2^2 + \rho_2, \\
\gamma_{4,2} &= 6\rho_2^7 + 48\rho_2^6 + 137\rho_2^5 + 193\rho_2^4 + 145\rho_2^3 + 55\rho_2^2 + 8\rho_2, \\
\gamma_{4,3} &= 2\rho_2^7 + 32\rho_2^6 + 143\rho_2^5 + 286\rho_2^4 + 287\rho_2^3 + 140\rho_2^2 + 26\rho_2, \\
\gamma_{4,4} &= 8\rho_2^6 + 67\rho_2^5 + 201\rho_2^4 + 281\rho_2^3 + 183\rho_2^2 + 43\rho_2, \\
\gamma_{4,5} &= 12\rho_2^5 + 67\rho_2^4 + 137\rho_2^3 + 123\rho_2^2 + 38\rho_2, \\
\gamma_{4,6} &= 8\rho_2^4 + 31\rho_2^3 + 40\rho_2^2 + 14\rho_2, \quad \gamma_{4,7} = 2\rho_2^3 + 5\rho_2^2 + 3\rho_2.
\end{aligned}$$

$$\bar{v}_{50} = \frac{\rho_2^6 + 3\rho_2^5 + 4\rho_2^4 + 3\rho_2^3 + \rho_2^2 + \sum_{k=1}^7 \rho_1^k \gamma_{5,k}}{\mu(1+\rho)(1+\rho_2)(1+\rho_1)^2((\rho+1)^2 - \rho_2)(\rho^2 + \rho(2\rho_1\rho_2 + 1) + 1)}, \quad (21)$$

where

$$\begin{aligned}
\gamma_{5,1} &= 6\rho_2^6 + 22\rho_2^5 + 34\rho_2^4 + 28\rho_2^3 + 11\rho_2^2 + \rho_2, \\
\gamma_{5,2} &= 7\rho_2^6 + 47\rho_2^5 + 103\rho_2^4 + 105\rho_2^3 + 49\rho_2^2 + 7\rho_2, \\
\gamma_{5,3} &= 3\rho_2^6 + 38\rho_2^5 + 133\rho_2^4 + 190\rho_2^3 + 115\rho_2^2 + 23\rho_2, \\
\gamma_{5,4} &= 12\rho_2^5 + 78\rho_2^4 + 170\rho_2^3 + 145\rho_2^2 + 40\rho_2, \quad \gamma_{5,5} = 18\rho_2^4 + 73\rho_2^3 + 95\rho_2^2 + 37\rho_2, \\
\gamma_{5,6} &= 12\rho_2^3 + 29\rho_2^2 + 17\rho_2, \quad \gamma_{5,7} = 3\rho_2^2 + 3\rho_2.
\end{aligned}$$

REFERENCES

- [1] M. Moltafet, M. Leinonen, and M. Codreanu, "Average age of information for a multi-source M/M/1 queueing model with packet management and self-preemption in service," in *Proc. Int. Symp. Modeling and Optimization in Mobile, Ad Hoc and Wireless Net.*, Volos, Greece, Greece, Jun. 15–19 2020, pp. 1–5.
- [2] R. D. Yates and S. K. Kaul, "The age of information: Real-time status updating by multiple sources," *IEEE Trans. Inform. Theory*, vol. 65, no. 3, pp. 1807–1827, Mar. 2019.
- [3] S. Kaul, R. Yates, and M. Gruteser, "Real-time status: How often should one update?" in *Proc. IEEE Int. Conf. on Computer. Commun. (INFOCOM)*, Orlando, FL, USA, Mar. 25–30, 2012, pp. 2731–2735.
- [4] S. K. Kaul, R. D. Yates, and M. Gruteser, "Status updates through queues," in *Proc. Conf. Inform. Sciences Syst. (CISS)*, Princeton, NJ, USA, Mar. 21–23, 2012, pp. 1–6.

- [5] A. Kosta, N. Pappas, and V. Angelakis, “Age of information: A new concept, metric, and tool,” *Foun. and Trends in Net.*, vol. 12, no. 3, pp. 162–259, 2017.
- [6] M. Moltafet, M. Leinonen, and M. Codreanu, “Worst case age of information in wireless sensor networks: A multi-access channel,” *IEEE Wireless Commun. Lett.*, vol. 9, no. 3, pp. 321–325, Mar. 2020.
- [7] M. Moltafet, M. Leinonen, M. Codreanu, and N. Pappas, “Power minimization in wireless sensor networks with constrained AoI using stochastic optimization,” in *Proc. Annual Asilomar Conf. Signals, Syst., Comp.*, Pacific Grove, USA, Nov. 3–6, 2019, pp. 406–410.
- [8] S. Kaul, M. Gruteser, V. Rai, and J. Kenney, “Minimizing age of information in vehicular networks,” in *Proc. Commun. Society. Conf. on Sensor, Mesh and Ad Hoc Commun. and Net.*, Salt Lake City, UT, USA, Jun. 27–30, 2011, pp. 350–358.
- [9] M. Costa, M. Codreanu, and A. Ephremides, “On the age of information in status update systems with packet management,” *IEEE Trans. Inform. Theory*, vol. 62, no. 4, pp. 1897–1910, Apr. 2016.
- [10] Y. Inoue, H. Masuyama, T. Takine, and T. Tanaka, “The stationary distribution of the age of information in FCFS single-server queues,” in *Proc. IEEE Int. Symp. Inform. Theory*, Aachen, Germany, Jun. 25–30, 2017, pp. 571–575.
- [11] E. Najm and R. Nasser, “Age of information: The gamma awakening,” in *Proc. IEEE Int. Symp. Inform. Theory*, Barcelona, Spain, Jul. 10–16, 2016, pp. 2574–2578.
- [12] R. D. Yates and S. Kaul, “Real-time status updating: Multiple sources,” in *Proc. IEEE Int. Symp. Inform. Theory*, Cambridge, MA, USA, Jul. 1–6, 2012, pp. 2666–2670.
- [13] M. Moltafet, M. Leinonen, and M. Codreanu, “On the age of information in multi-source queueing models,” *IEEE Trans. Commun.*, vol. 68, no. 8, pp. 5003–5017, May 2020.
- [14] E. Najm and E. Telatar, “Status updates in a multi-stream M/G/1/1 preemptive queue,” in *Proc. IEEE Int. Conf. on Computer. Commun. (INFOCOM)*, Honolulu, HI, USA, Apr. 15–19, 2018, pp. 124–129.
- [15] S. K. Kaul and R. D. Yates, “Age of information: Updates with priority,” in *Proc. IEEE Int. Symp. Inform. Theory*, Vail, CO, USA, Jun. 17–22, 2018, pp. 2644–2648.
- [16] R. D. Yates, “Age of information in a network of preemptive servers,” in *Proc. IEEE Int. Conf. on Computer. Commun. (INFOCOM)*, Honolulu, HI, USA, Apr. 15–19 2018, pp. 118–123.
- [17] —, “Status updates through networks of parallel servers,” in *Proc. IEEE Int. Symp. Inform. Theory*, Vail, CO, USA, Jun. 17–22, 2018, pp. 2281–2285.
- [18] A. Javani, M. Zorgui, and Z. Wang, “Age of information in multiple sensing,” in *Proc. IEEE Global Telecommun. Conf.*, Waikoloa, HI, USA, USA, Dec. 9–13, 2019.
- [19] S. K. Kaul and R. D. Yates, “Timely updates by multiple sources: The M/M/1 queue revisited,” in *Proc. Conf. Inform. Sciences Syst. (CISS)*, Princeton, NJ, USA, USA, Mar. 18–20, 2020.
- [20] E. Najm, R. Yates, and E. Soljanin, “Status updates through M/G/1/1 queues with HARQ,” in *Proc. IEEE Int. Symp. Inform. Theory*, Aachen, Germany, Jun. 25–30, 2017, pp. 131–135.
- [21] M. Costa, M. Codreanu, and A. Ephremides, “Age of information with packet management,” in *Proc. IEEE Int. Symp. Inform. Theory*, Honolulu, HI, USA, Jun. 20–23, 2014, pp. 1583–1587.
- [22] L. Huang and E. Modiano, “Optimizing age-of-information in a multi-class queueing system,” in *Proc. IEEE Int. Symp. Inform. Theory*, Hong Kong, China, Jun. 14–19, 2015, pp. 1681–1685.
- [23] R. D. Yates, “The age of information in networks: Moments, distributions, and sampling,” *IEEE Trans. Inform. Theory*, vol. 66, no. 9, pp. 5712–5728, May 2020.

- [24] A. Maatouk, M. Assaad, and A. Ephremides, “On the age of information in a CSMA environment,” *IEEE/ACM Trans. Net.*, vol. 28, no. 2, pp. 818–831, Feb. 2020.
- [25] A. B. Sediq, R. H. Gohary, R. Schoenen, and H. Yanikomeroglu, “Optimal tradeoff between sum-rate efficiency and Jain’s fairness index in resource allocation,” *IEEE Trans. Wireless Commun.*, vol. 12, no. 7, pp. 3496–3509, Jul. 2013.
- [26] R. Jain, D. Chiu, and W. Hawe, “A quantitative measure of fairness and discrimination for resource allocation in shared systems,” *Digital Equipment Corporation, DEC-TR-301, Tech. Rep., 1984*, available: <http://www1.cse.wustl.edu/jain/papers/ftp/fairness.pdf>.