

Regime-switching constrained viscosity solutions approach for controlling dam-reservoir systems

Hidekazu Yoshioka^{1,*}, Yumi Yoshioka¹

¹ Assistant Professor, Graduate School of Natural Science and Technology, Shimane University,
Nishikawatsu-cho 1060, Matsue, 690-8504, Japan

* Corresponding author: yoshih@life.shimane-u.ac.jp

Abstract

A new stochastic control problem of a dam-reservoir system installed in a river is analyzed both mathematically and numerically. Water balance dynamics of the reservoir are piece-wise deterministic and are driven by a stochastic regime-switching inflow process. The system is controlled to balance among the operation purpose and the internal and downstream environmental conditions. Finding the optimal operation policy of the system reduces to solving an optimality equation with a discontinuous Hamiltonian, which is a system of nonlinear degenerate parabolic (or hyperbolic) equations. We show that the optimality equation has at most one constrained viscosity solution and find the solution explicitly under certain conditions. The model is applied to numerical computation of the operation policy of an existing dam-reservoir system using a high-order finite difference scheme. The computational results can suggest how the operation policy should be adapted according to the environmental concerns of the river.

Keywords

Stochastic optimal control; Regime-switching process; Dam-reservoir system; Constrained viscosity solution; Finite difference discretization

1. Introduction

Dam-reservoir systems are fundamental in human lives, providing water resources (Sheibani and Shourian, 2019), mitigating floods (Che and Mays, 2017), generating hydropower (Zhang et al., 2019), and sometimes serving as recreational places (Reilly et al., 2018). On the other hand, environmental and ecological impacts of creating dams are significant, triggering massive algae bloom in dam-downstream reaches due to low flow discharge (Yoshioka and Yaegashi, 2018), altering geomorphology and sediment supply (Stähly et al., 2019), and critically affecting fish migration (Murphy et al., 2019). Optimization of the dam-reservoir systems to balance between the operation purpose and river environment has long been a central issue in environmental engineering and related research areas.

The stochastic optimal control based on the dynamic programming principle (Yakowitz, 1982) is one of the most successful methodologies for optimization of dam-reservoir systems in rivers. A variety of optimization problems, ranging from simple ones amenable to detailed mathematical analysis (Dahl, 2019; Lust and Waldmann, 2019; Sheibani and Shourian, 2019; Yoshioka and Yoshioka, 2019) to practical ones for operational purposes (Fowe et al., 2015; Pereira-Cardenal et al., 2016; Rong et al., 2019; Shiau and Chou, 2016) have been considered based on the stochastic control and optimization.

We focus on simple mathematical models, because deeply analyzing simplified problems can often provide useful and non-trivial insights into more complicated and practical cases. Even relatively simple problems of managing single reservoir have rich and non-trivial mathematical structures (Alais et al., 2017). Modern mathematical tools related to the stochastic dynamic programming and degenerate parabolic partial differential equations (PDEs), such as stochastic differential equations (Øksendal and Sulem, 2019; Yin and Zhu, 2019) and viscosity solutions (Crandall et al., 1992), are useful in analyzing these problems. Abbramov (2019) formulated a queue model of a large reservoir receiving stochastic inflows and carried out asymptotic analysis of its optimal operation policy. Kharroubi (2016) analyzed a general stochastic optimal switching model from the viewpoint of constrained viscosity solutions to a degenerate parabolic quasi-variational inequality with a particular focus on hydropower generation using a reservoir. Jiang et al. (2019) considered an exactly-solvable unified game-theoretic control model of mitigating watershed pollution through water diversions.

Recently, Yoshioka and Yoshioka (2019) considered a stochastic control model of single dam-reservoir systems balancing the human activities and river water environment. Their model is based on a stochastic differential equation (SDE) governing water balance dynamics in a reservoir. The outflow discharge from the dam is the control variable. The model is exactly-

solvable under an ergodic long-time limit under some simplifications. Severe drawbacks of the model and their approach are the following three-holds. Firstly, they analyzed temporally-constant (and thus time-independent) inflows that are less realistic. Secondly, the control set is regularized when the water volume in the reservoir is close to the empty or full, with which the Hamiltonian associated with the optimality equation becomes globally continuous. The continuity plays an indispensable role in the analysis of the optimality equation, such as unique solvability and convergence of numerical solutions in a viscosity sense (Neilan et al., 2017). The third drawback is the numerical scheme that they utilized. The scheme is a seemingly monotone finite difference scheme easy to implement, while such schemes are sometimes not sufficiently accurate especially against non-smooth solutions. Overcoming these issues would contribute to establishment of more useful and realistic models for optimization of dam-reservoir systems from a mathematical side. This is the motivation of our paper. Note that similar issues can be encountered in optimization of resource storage systems for natural gasses (Shardin and Szölgényi, 2016) and oils (Abid et al., 2019).

The objectives as well as contributions of this paper are formulation, analysis, and application of a stochastic control model of a dam-reservoir system receiving stochastic (and thus temporally varying) inflows. The water balance dynamics in the reservoir are piece-wise deterministic subject to a regime-switching inflow process. This system is considered as an SDE of a hybrid type driven by a continuous-time Markov chain (Yin and Zhu, 2009). The Markov chain can naturally represent time-dependent inflows (Adams et al., 2017; Steinschneider et al., 2019; Turner and Galelli, 2016). The first drawback of the previous model is then improved. A consequence of hybridizing the dynamics is that the resulting optimality equation does not become single PDE like the conventional control problems (Øksendal and Sulem, 2019) but a weakly-coupled system of PDEs (Di Giovanni and Lamantia, 2018). The water balance dynamics for small and large water volume are handled physically based on the concept of constrained viscosity solutions (Katsoulakis, 1994) without relying on the regularization of the control set (Shardin and Szölgényi, 2016; Yoshioka and Yoshioka, 2019). This concept enables us to deal with the cases where the water volume is close to empty or full in a physically reasonable manner. In addition, it is suited to analysis and approximation of the optimality equation in a weak, i.e., a viscosity sense. To the best of the authors' knowledge, the proposed mathematical model is new.

We also demonstrate that the model can be applied to numerical computation on realistic problems. The degenerate parabolic form of the optimality equation allows us to apply high-resolution numerical schemes to its discretization. A monotone numerical scheme equipped with a weighted-essentially non-oscillatory (WENO) reconstruction (Jiang and Peng, 2000) turns out

to be an effective numerical method for our problem. Similar numerical methods have been proven to efficiently approximate a variety of degenerate parabolic and hyperbolic problems (Abedian and Salehi, 2019; Lefèvre et al., 2019; Li and Qian, 2019). We show that our problem is no exception and the WENO reconstruction indeed improves accuracy of the scheme. The model parameters are identified at an existing dam in Japan and the optimal policy balancing between its operation purpose, and ecosystems inside and downstream of the reservoir is explored numerically. Our contribution thus covers mathematical, numerical, and practical aspects of optimal control of dam-reservoir systems.

The rest of this paper is organized as follows. Our mathematical model is presented in Section 2. Mathematical analysis of the optimality equation focusing on its exact solutions and unique solvability is carried out in Section 3. The presented model is applied to test and realistic cases in Section 4. Computational performance of the WENO reconstruction is assessed using the exact solution. The computational results of the realistic problem can suggest how the operation policy should be adapted according to the environmental concerns of the river. Summary and future perspective of our research are presented in Section 5.

2. Mathematical model

2.1 Water balance dynamics

Our problem setting is explained in this sub-section. **Figure 1** is the conceptual diagram of our problem. Let $t \geq 0$ be time. We consider a single dam-reservoir system receiving a time-dependent inflow discharge $\theta_t \geq 0$, which is a piece-wise constant variable following a continuous-time $(I+1)$ -regime Markov chain $\alpha = (\alpha_t)_{t \geq 0}$ (Turner and Galelli, 2016). A natural filtration generated by α , which is the source of stochasticity in our model, is denoted as $\mathcal{F} = (\mathcal{F}_t)_{t \geq 0}$. The regimes $i \in J = \{0, 1, 2, \dots, I\}$ are determined as follows: $\alpha_t = i$ if $\theta_t \in R_i = [\Delta_i, \Delta_{i+1})$ ($i \in J$), where $\{\Delta_i\}_{i=0,1,2,\dots}$ with $\Delta_0 = 0$ and $\Delta_{I+1} = +\infty$ is a strictly increasing sequence. The switching rates from i to j is denoted as $\lambda_{ij} \geq 0$. Set a representative value $Q_i \in R_i$ of the inflow discharge for each $i \in J$, which can be a midpoint or some average. We then describe the inflow process as $\theta_t = \sum_{i=0}^I \chi_{\{\alpha_t=i\}} Q_i$, where χ_S is the indicator function of the set S ; $\chi_S = 1$ if S is true while $\chi_S = 0$ otherwise.

The state variable to be observed by the decision-maker, the operator of the dam, is the

inflow regime α_t and the water volume V_t of the reservoir at each t . The capacity of the reservoir is prescribed as $\bar{V} > 0$. Physically, the range of V_t should be the compact set $\Omega = [0, \bar{V}]$. The outflow discharge is denoted as q_t at t . Its possible range is $A = [\underline{q}, \bar{q}]$ with some constants $0 \leq \underline{q} < \bar{q}$ determined from technological constraints of the dam, which has to be modified when the reservoir is at a full or empty as discussed later. There may exist residual elements affecting the water balance dynamics, such as the direct rainfall and evaporation from the water surface. They are represented in a lumped manner as $\varpi(t, V_t)$ at t , which is assumed to be Lipschitz continuous with respect to both the first and second arguments (Yoshioka and Yoshioka, 2019). We assume $\bar{q} > Q_M + \sup_{t \geq 0, V \in \Omega} \varpi(t, V)$ meaning that the dam has a satisfactory capacity to handle the inflow process.

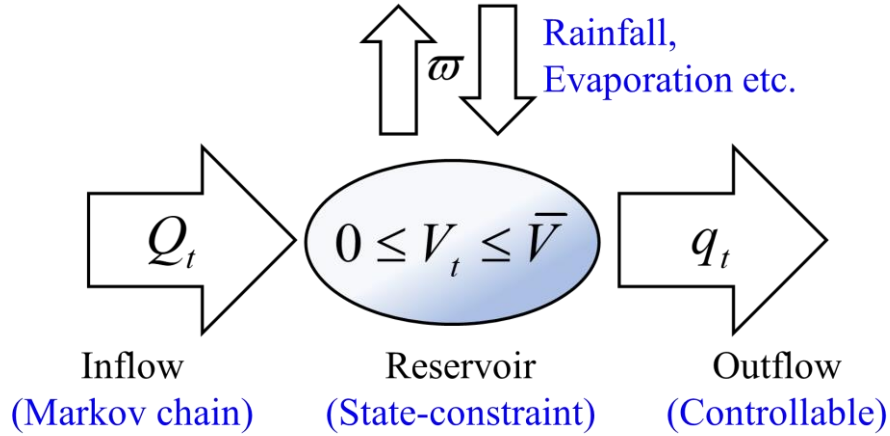


Figure 1. Conceptual diagram of the problem considered in this paper.

Remark 1

In our model application in Section 4, we assume that $\varpi(t, V_t)$ is small and omit it, but the presence of this coefficient does not affect our mathematical and numerical analyses. In addition, it may be possible to aggregate ϖ to the inflow discharge θ .

Considering the water balance in the reservoir leads to the regime-switching SDE

$$dV_t = (\theta_t - q_t + \varpi(t, V_t)) dt = \left(\sum_{i=0}^l \chi_{\{\alpha_t=i\}} Q_i - q_t + \varpi(t, V_t) \right) dt, \quad t > 0 \quad (1)$$

subject to an initial condition $V_0 \in \Omega$ and $\alpha_0 \in J$. The admissible set of the outflow discharge $q = (q_t)_{t \geq 0}$ has to be specified to fully characterize the water balance dynamics. As mentioned above, we should consider the operation policy such that the constraint $V_t \in \Omega$ is satisfied a.s. $t \geq 0$. The admissible set of q is denoted as \mathcal{Q} , and is defined as

$$\mathcal{Q} = \left\{ q = (q_t)_{t \geq 0} \mid q \text{ is progressively measurable w.r.t. } \mathcal{F}, V_t \in \Omega \text{ a.s. } t \geq 0. \right\}. \quad (2)$$

In addition, without significant loss of generality, we assume that there exists a unique strong solution $V = (V_t)_{t \geq 0}$ for each $q \in \mathcal{Q}$.

The constraint $V_t \in \Omega$ physically requires to modify the range A to depend on V_t :

$$A(V) = \begin{cases} [\underline{q}, \max\{\bar{q}, \theta_t + \varpi(t, \bar{V})\}] & (V = \bar{V}) \\ [\underline{q}, \bar{q}] & (0 < V < \bar{V}), V \in \Omega. \\ [\min\{\underline{q}, \theta_t + \varpi(t, 0)\}, \bar{q}] & (V = 0) \end{cases} \quad (3)$$

The set $A(V)$ is compact with respect to $V \in \Omega$, but it is not continuous at $V = 0, \bar{V}$. This discontinuity comes from the naïve physical assumption that the water volume in the reservoir should not over- and under-shoot the full and empty states, respectively. In this way, we formally require the inequalities corresponding to the confinement

$$\frac{dV_t}{dt} = \theta_t - q_t + \varpi(t, V_t) \leq 0 \quad \text{if } V_t = \bar{V} \quad (4)$$

and

$$\frac{dV_t}{dt} = \theta_t - q_t + \varpi(t, V_t) \geq 0 \quad \text{if } V_t = 0. \quad (5)$$

A remarkable difference between the previous (Yoshioka and Yoshioka, 2019) and present approaches is that the former artificially regularized the set $A(V)$ so that it becomes continuous with respect to $V \in \Omega$, while the latter does not use such a technique. A regularization of the control set has also been used in Shardin and Szölgényi (2016). The price to be paid for not using the regularization is that the optimality equation derived later has to be carefully handled at the boundary points. We resolve this issue by utilizing the concept of constrained viscosity solutions. In this way, we do not have to directly handle the discontinuity in (3) at the boundary points.

Remark 2

The regime-switching representation of the inflow process can be seen as a semi-discrete counterpart of the continuous-state ones of several theoretical models (Ernstsen and Boomsma,

2018; Leroux et al., 2018) or numerical ones (Rosmann and Dominguez, 2018).

2.2 Objective function and the optimality equation

The objective function $\phi = \phi(t, v, i; q)$ is a functional of the current observation value $(V_t, \alpha_t) = (v, i)$ and the control $q \in \mathcal{Q}$. In this paper, ϕ is set as the expected sum of the terms on the discharge and water volume:

$$\phi(t, v, i; q) = \mathbb{E}_{t, v, i} \left[\int_t^T e^{-\delta(s-t)} f(s, q_s, \alpha_s) ds + \int_t^T e^{-\delta(s-t)} g(s, V_s, \alpha_s) ds \right] \Big|_{(V_t, \alpha_t) = (v, i)}, \quad t \leq T, v \in \Omega, i \in J, q \in \mathcal{Q}, \quad (6)$$

where $\delta \geq 0$ is the discount rate and $T > 0$ is a prescribed terminal time that may be ∞ . In the latter case, we must assume the positivity $\delta > 0$. The first and second terms in the right-hand side of (6) measure the disutilities due to environmental and ecological conditions of the downstream of and inside the reservoir as explained below.

We assume that the first term contains the two terms: $f = f_1 + f_2$. The first one measures the deviation between the target and chosen outflow discharges

$$f_1(s, q_s, \alpha_s) = \frac{1}{m+1} |\hat{q}(s, \alpha_s) - q_s|^{m+1} \quad (7)$$

with a constant $m > 0$ and the prescribed target discharge $\hat{q}(s, \alpha_s) > 0$ depending on the inflow discharge and thus on the Markov chain α . In some real cases, $\hat{q}(s, \alpha_s) = \theta_s$ except for extremely large inflows due to floods (Yoshioka and Yaegashi, 2018; Yoshioka, 2019). For reservoirs aiming at supplying water resources, the target discharge can be determined according to the demand by the stakeholders (Al-Jawad et al., 2019; Sheibani and Shourian, 2019). The second one concerns with the outflow discharge smaller than a threshold, below which the downstream environmental conditions may be severely affected:

$$f_2(s, q_s, \alpha_s) = \frac{w}{n+1} \max\{\tilde{q}(s, \alpha_s) - q_s, 0\}^{n+1} \quad (8)$$

with a constant $n > 0$, a weight constant $w > 0$, and the prescribed threshold discharge $\tilde{q}(s, \alpha_s) > 0$. This threshold can be determined according to the objective of the dam operation.

As an example of nuisance benthic algae bloom in dam-downstream reaches, there exist some threshold discharge above which the growth rate of the algae becomes negative (Yoshioka and Yaegashi, 2018; Yoshioka, 2019). Therefore, the threshold discharge \tilde{q}_s can be determined according to the target aquatic species living in dam-downstream reaches. The threshold discharge can also be determined considering the minimal flow discharge enforced by a law (Niayifar and

Perona, 2017; Razurel et al., 2018).

The second term g is set as a penalty incurred when the water volume V_t is not in a prescribed range $\omega_t = [a_t, b_t]$ with continuous and smooth time-varying parameters $0 \leq a_t < b_t \leq \bar{V}$. The range ω_t can be determined by the operation purpose of the system. In addition, too large water volume may physically damage the dam (Abramov, 2019) and too small water volume may threaten aquatic species in the reservoir (Kawakami and Tachihara, 2006). In addition, ecologically friendly reservoir operations are preferred if keystone aquatic species are spawning in the reservoir (Li et al., 2020). We set the penalization as

$$g(s, V_s, \alpha_s) = \gamma \chi_{\{V_s \in \omega_s\}} \quad (9)$$

with a prescribed weight constant $\gamma > 0$. This choice of the penalization is simple and makes the model be analytically tractable as shown in the next section, but it emerges as a discontinuity in the Hamiltonian of our optimality equation.

The minimized performance index ϕ with respect to $q \in \mathcal{Q}$ is called the value function:

$$\Phi(t, v, i) = \inf_{q \in \mathcal{Q}} \phi(t, v, i; q), \quad t \leq T, v \in \Omega, i \in J. \quad (10)$$

The goal of the presented optimization problem is to find the optimal control, which is denoted as $q^* \in \mathcal{Q}$, to achieve the minimization in (10). Set $D = [0, T] \times \Omega \times J$ and the Hamiltonian $H : D \times \mathbb{R} \times \mathbb{R}' \times \mathbb{R} \rightarrow \mathbb{R}$ as

$$H\left(t, v, i, \varphi, \{\psi_j\}_{0 \leq j \leq I, j \neq i}, p\right) = \delta u + \sum_{0 \leq j \leq I, j \neq i} \lambda_{ij} (\varphi - \psi_j) - \min_{q \in A(v)} \left\{ (Q_i - q + \varpi(t, v)) p + f(t, q, i) + g(t, v, i) \right\}. \quad (11)$$

The dynamic programming principle formally leads to the optimality equation governing Φ :

$$-\frac{\partial \Phi_i}{\partial t} + H\left(t, v, i, \Phi_i, \{\Phi_j\}_{0 \leq j \leq I, j \neq i}, \frac{\partial \Phi_i}{\partial v}\right) = 0 \quad \text{in } D \quad (12)$$

subject to the terminal condition

$$\Phi_i = 0 \quad \text{for } \{t = T\} \times \Omega \times J, \quad (13)$$

where $\Phi_i = \Phi(t, v, i)$.

The optimality equation (12) is a system of weakly-coupled nonlinear degenerate parabolic (or hyperbolic) PDEs. Its solutions are expected not to be sufficiently smooth such that they satisfy (12) point-wise. In general, degenerate parabolic PDEs admit only non-smooth solutions in a viscosity sense (Crandall et al., 1992). In the next section, we analyze the optimality

equation (12) in a viscosity sense. Notice that the Hamiltonian H is discontinuous at $v = a, b$ by (9).

The optimal outflow discharge $q^* = q^*(t, v, i)$ as a function of the time t , water volume v , regime $i \in J$ is obtained as

$$q^*(t, v, i) = \arg \min_{q \in A(v)} \left\{ (Q_i - q + \varpi(t, v)) \frac{\partial \Phi_i}{\partial v} + f(t, q, i) \right\} = \arg \min_{q \in A(v)} \left\{ -q \frac{\partial \Phi_i}{\partial v} + f(t, q, i) \right\}. \quad (14)$$

In this sense, the optimal outflow discharge q^* is found as a quantity based on the value function $\{\Phi_i\}_{0 \leq i \leq I}$. In Section 4, we present an explicit algorithm to compute $\{\Phi_i\}_{0 \leq i \leq I}$ and q^* .

Remark 3

Each term $\lambda_{ij}(\Phi_i - \Phi_j)$ in the optimality equation (11) can be seen as a discrete counterpart of partial differential terms on some numerical grid (Briani et al., 2017; Zeng and Zhu, 2019) of the inflow discharge. This is in accordance with **Remark 2**, showing a hybrid nature of our model.

A key inequality on the Hamiltonian H is presented, which plays an essential role in the proof of comparison argument of the optimality equation.

Lemma 1

There exists a constant $H_C > 0$ such that

$$\left| H(t, u, i, \varphi, \{\psi_j\}_{0 \leq j \leq I, j \neq i}, p) - H(t, v, i, \varphi, \{\psi_j\}_{0 \leq j \leq I, j \neq i}, p) \right| \leq H_C |u - v| |p| \quad (15)$$

for all $t \in [0, T]$, $u, v \in (0, a)$, $p, \varphi_i, \psi_j \in \mathbb{R}$, and $i, j \in J$. The same statement holds true with $u, v \in (a, b)$ and $u, v \in (b, \bar{V})$.

(Proof of Lemma 1)

Assume $u, v \in (0, a)$. The proofs for the cases $u, v \in (a, b)$ and $u, v \in (b, \bar{V})$ are essentially the same. Firstly, $A(u) = A(b)$ by $u, v \in (0, a)$. We get

$$\begin{aligned}
& \left| H\left(t, u, i, \varphi, \{\psi_j\}_{0 \leq j \leq I, j \neq i}, p\right) - H\left(t, v, i, \varphi, \{\psi_j\}_{0 \leq j \leq I, j \neq i}, p\right) \right| \\
&= \left| \min_{q \in A(u)} \left\{ (Q_i - q + \varpi(t, u))p + f(t, q, i) \right\} \right. \\
&\quad \left. - \min_{q \in A(u)} \left\{ (Q_i - q + \varpi(t, v))p + f(t, q, i) \right\} \right| \\
&= \left| (\varpi(t, u) - \varpi(t, v))p + \min_{q \in A(u)} \{-qp + f(t, q, i)\} - \min_{q \in A(u)} \{-qp + f(t, q, i)\} \right| \\
&= |\varpi(t, u) - \varpi(t, v)| |p| \\
&\leq C_1 |u - v| |p|
\end{aligned} \tag{16}$$

because of the Lipschitz continuity of ϕ . We can set $H_c = C_1$.

□

Remark 4

We focus on the optimality equation but not the underlying dynamic programming principle. This is rather standard for cases where f is continuous, but may not be so if f is discontinuous. The latter case can be handled in the framework of the optimal controls with discontinuous coefficients (Barles and Chasseigne, 2018).

3. Mathematical analysis

3.1 Constrained viscosity solutions

In this section, we analyze the optimality equation (12) from a viscosity viewpoint under state constraint (Katsoulakis, 1994). In our case, the constraint is $V_t \in \Omega$. The following definition of viscosity solutions is the starting point of the mathematical analysis. A key in the definition is to asymmetrically define viscosity sub-solutions and super-solutions, respectively. The super-solution property is required over the domain Ω , while the sub-solution property is not required along the boundaries $v = 0, \bar{V}$ of Ω . Formally, the optimality equation (12) is replaced by a one-sided inequality along the boundaries $v = 0, \bar{V}$. Set $\hat{\Omega} = (0, \bar{V})$.

Definition 1

A set of functions $\Psi = \{\Psi_i\}_{0 \leq i \leq I}$ with $\Psi_i \in USC([0, T] \times \Omega)$ and $\Psi_i \leq 0$ for $t = T$ is called a viscosity sub-solution if for all $(t_0, v_0, i_0) \in [0, T] \times \hat{\Omega} \times J$ and for all $\varphi = \{\varphi_i\}_{0 \leq i \leq I}$ with

$\varphi_i \in C^1([0, T] \times \Omega)$, $\varphi_i - \Psi_i$ is locally minimized at $(t, v) = (t_0, v_0)$ as $\varphi_{i_0}(t_0, v_0) - \Psi_{i_0}(t_0, v_0) = 0$ and

$$-\frac{\partial \varphi_{i_0}}{\partial t} + H_* \left(t_0, v_0, i_0, \varphi_{i_0}(t_0, v_0), \{\varphi_j(t_0, v_0)\}_{0 \leq j \leq I, j \neq i_0}, \frac{\partial \varphi_{i_0}}{\partial v}(t_0, v_0) \right) \leq 0. \quad (17)$$

A set of functions $\Psi = \{\Psi_i\}_{0 \leq i \leq I}$ with $\Psi_i \in LSC([0, T] \times \Omega)$ and $\Psi_i \geq 0$ for $t = T$ is called a viscosity super-solution if for all $(t_0, v_0, i_0) \in [0, T] \times \Omega \times J$ and for all $\varphi = \{\varphi_i\}_{0 \leq i \leq I}$ with $\varphi_i \in C^1([0, T] \times \Omega)$, $\varphi_i - \Psi_i$ is locally maximized at $(t, v) = (t_0, v_0)$ as $\varphi_{i_0}(t_0, v_0) - \Psi_{i_0}(t_0, v_0) = 0$ and

$$-\frac{\partial \varphi_{i_0}}{\partial t} + H^* \left(t_0, v_0, i_0, \varphi_{i_0}(t_0, v_0), \{\varphi_j(t_0, v_0)\}_{0 \leq j \leq I, j \neq i_0}, \frac{\partial \varphi_{i_0}}{\partial v}(t_0, v_0) \right) \geq 0. \quad (18)$$

A function $\Psi \in C([0, T] \times \Omega)$ is a viscosity solution if it is a viscosity sub-solution as well as a viscosity super-solution.

Notice that the sub-solution property is not required at $v = 0, \bar{V}$. This relaxed definition comes from the constraint of the control set to confine the state variable in the domain (Katsoulakis, 1994).

For later use, we also give the steady counterpart of the definition, which corresponds to the problem with time-independent coefficients and $T = +\infty$. The dependence of the quantities on t is effectively omitted.

Definition 2

A set of functions $\Psi = \{\Psi_i\}_{0 \leq i \leq I}$ with $\Psi_i \in USC(\Omega)$ is called a viscosity sub-solution if for all $(v_0, i_0) \in \hat{\Omega} \times J$ and for all $\varphi = \{\varphi_i\}_{0 \leq i \leq I}$ with $\varphi_i \in C^1(\Omega)$, $\varphi_i - \Psi_i$ is locally minimized at $v = v_0$ as $\varphi_{i_0}(v_0) - \Psi_{i_0}(v_0) = 0$ and

$$H_* \left(v_0, i_0, \varphi_{i_0}(v_0), \{\varphi_j(v_0)\}_{0 \leq j \leq I, j \neq i_0}, \frac{\partial \varphi_{i_0}}{\partial v}(v_0) \right) \leq 0. \quad (19)$$

A set of functions $\Psi = \{\Psi_i\}_{0 \leq i \leq I}$ with $\Psi_i \in LSC(\Omega)$ is called a viscosity super-solution if for all $(v_0, i_0) \in \Omega \times J$ and for all $\varphi = \{\varphi_i\}_{0 \leq i \leq I}$ with $\varphi_i \in C^1(\Omega)$, $\varphi_i - \Psi_i$ is locally maximized at $v = v_0$ as $\varphi_{i_0}(v_0) - \Psi_{i_0}(v_0) = 0$ and

$$H^* \left(v_0, i_0, \varphi_{i_0}(v_0), \{\varphi_j(v_0)\}_{0 \leq j \leq I, j \neq i_0}, \frac{\partial \varphi_{i_0}}{\partial v}(v_0) \right) \geq 0. \quad (20)$$

A set of functions $\Psi = \{\Psi_i\}_{0 \leq i \leq I}$ with $\Psi_i \in C(\Omega)$ is a viscosity solution if it is a viscosity sub-solution as well as a viscosity super-solution.

3.2 Exact solution

For $\delta > 0$, we present an explicit constrained viscosity solution to the steady problem

$$H \left(v, i, \Phi_i, \{\Phi_j\}_{0 \leq j \leq I}, \frac{\partial \Phi_i}{\partial v} \right) = 0 \quad \text{in } \Omega \times J \quad (21)$$

in the sense of **Definition 2**. Exact solutions to optimality equations in stochastic control problems are often derived under simplified conditions, but can give useful insights into properties of the equations (Li et al., 2017; Riseth, 2019). Such solutions can be used in verifying computational performance of numerical schemes as well, as demonstrated in this paper.

Set $\omega = [a, b]$ with $0 < a < b < \bar{V}$, $m = n = 1$, $\varpi \equiv 0$, and $\hat{q} = \tilde{q} = Q_i$ for each regime R_i . This parameter setting corresponds to the problem where the water balance dynamics are dominated by the inflow and outflow, and the target and thresholds discharges equal. Therefore, the outflow discharge smaller than the threshold (and target) discharge is more penalized than that larger than the threshold (and target) discharge. In this way, the disutility potentially caused by the outflow discharge is asymmetric. This is somewhat an artificial setting because the threshold discharge should depend on the biological and physical parameters on the algae, but not on the inflow regimes. Nevertheless, the obtained solution is non-trivial and demonstrates a state-dependent optimal control q^* .

We show that the steady optimality equation (21) admits the following exact constrained viscosity solution. Notice that it is continuous but only piece-wise smooth, meaning that it is not a classical smooth solution.

Proposition 1

Assume

$$\frac{1+w}{m^m(m+1)} \delta^{m+1} \max\{a, \bar{V} - b\}^{m+1} \leq y \leq \frac{m}{(m+1)(1+w)^{\frac{1}{m}}} \min_{i \in J} \{Q_i, q_{\max} - Q_i\}^{m+1}. \quad (22)$$

Then, the following set of functions $\{\hat{\Phi}_i(v)\}_{0 \leq i \leq I}$ defined in Ω is a constrained viscosity solution to the steady optimality equation (21): $\hat{\Phi}_i = \hat{\Phi}(v)$, where

$$\hat{\Phi}(v) = \begin{cases} f_L(v) & (0 \leq v < a) \\ 0 & (a \leq v \leq b) \\ f_R(v) & (b < v \leq \bar{V}) \end{cases} \quad (23)$$

with

$$f_L(v) = \frac{y}{\delta} - \left[\left(\frac{y}{\delta} \right)^{\frac{1}{m+1}} - C(a-v) \right]^{m+1}, \quad f_R(v) = \frac{y}{\delta} - \left[\left(\frac{y}{\delta} \right)^{\frac{1}{m+1}} - C(v-b) \right]^{m+1}, \quad (24)$$

and a constant $C = \frac{(1+w)^{m+1}}{m+1} \left(\frac{m+1}{m} \delta \right)^{\frac{m}{m+1}}$.

(Proof of Proposition 1)

By (23), we see $\hat{\Phi} \in C(\Omega)$ and is continuously differentiable except at $v = a, b$. In addition, we have $\hat{\Phi}_i - \hat{\Phi}_j = 0$ ($i, j \in J$) and thus all the terms of the form $\lambda_{i,j}(\hat{\Phi}_i - \hat{\Phi}_j)$ vanish from the equation. It is straightforward to check that $\{\hat{\Phi}_i(v)\}_{0 \leq i \leq I}$ satisfies (21) in the classical sense except at $v = a, b$. The viscosity super-solution property is directly verified with the help of the lower-semicontinuity of $\mathcal{X}_{\{v \in [a,b]\}}$. At $v = a, b$, there exists no test function for viscosity sub-solutions, and thus the sub-solution property is trivial. □

The condition (22) means that the penalization on the water volume is not so large (y is moderately small) and the decision-maker controls the dam from a sufficiently long-term viewpoint (δ is sufficiently small). The exact solution in **Proposition 3.1** corresponds to the case where the value function is independent from the regimes. On the other hand, the optimal outflow discharge q^* computed from the solution is different among the regimes. Indeed, we can substitute $\hat{\Phi}$ into (14) and obtain

$$q_i^*(v) = Q_i + \begin{cases} g_L(v) & (0 \leq v < a) \\ 0 & (a \leq v \leq b) \\ g_R(v) & (b < v \leq \bar{V}) \end{cases} \quad (25)$$

with

$$g_L(v) = -((m+1)C)^{\frac{1}{m}} \left[\left(\frac{y}{\delta} \right)^{\frac{1}{m+1}} - C(a-v) \right], \quad g_R(v) = ((m+1)C)^{\frac{1}{m}} \left[\left(\frac{y}{\delta} \right)^{\frac{1}{m+1}} - C(v-b) \right]. \quad (26)$$

Figure 2 plots the exact solution and the corresponding optimal discharge. The parameter values

are as follows: $\bar{V}=1$, $(a,b)=(0.3,0.7)$, $m=n=1$, $y=0.5$, $q_{\min}=0$, $q_{\max}=4$, $\bar{q}=\hat{q}=Q_0=1$, $w=0.4$, and $\delta=0.1$. It should be noted that the exact solution and its derivation constraints do not depend on the switching rates $\lambda_{i,j}$.

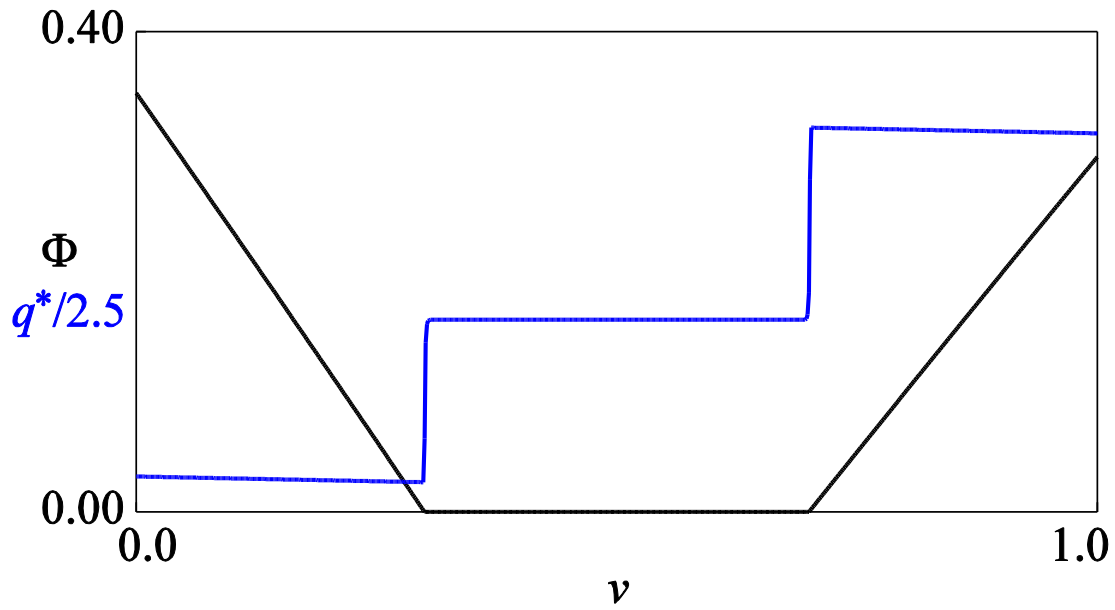


Figure 2. The exact viscosity solution Φ (Black) and the corresponding optimal control q^* ($i=0$, Blue).

3.3 Comparison theorem

We present a comparison theorem of the steady optimality equation (21). The proof for the original time-dependent optimality equation (12) based on **Definition 1** is essentially the same because our terminal condition is standard, and is not presented here (Crandall et al., 1992).

The following **Proposition 2** states that there exists at most one constrained viscosity solutions to the steady optimality equation (21). Its proof is based on the standard technique of doubling the variables (Crandall et al., 1992). However, we need to consider the interior discontinuity of H and the asymmetric definitions between the sub- and super-solutions (**Definition 2**). These two difficulties are resolved through employing the following techniques. The discontinuity is handled with a specialized auxiliary function for the doubling the variables technique (Proof of Theorem 11.4 of Calder (2018)). The asymmetry of the definitions is handled with another specialized auxiliary function (Proof of Theorem 2.2 of Katsoulakis, 1994).

Proposition 2

For any viscosity sub-solution $\{\varphi_i\}_{0 \leq i \leq I}$ and viscosity super-solution $\{\psi_i\}_{0 \leq i \leq I}$, $\varphi_i \leq \psi_i$ ($v \in \Omega$, $0 \leq i \leq I$).

(Proof of Proposition 2)

The proof uses a contradiction argument. Assume that there is some $(v_0, i_0) \in \Omega \times J$ such that $\varphi_{i_0}(v_0) - \psi_{i_0}(v_0) = \gamma > 0$. Without any loss of generality, set $\gamma = \max_{(v,i) \in \Omega \times J} (\varphi_i(v) - \psi_i(v))$. We separately consider the exclusive cases: (a) $v_0 = a$, (b), $v_0 = b$, (c) $v_0 = 0$, (d) $v_0 = \bar{V}$, and (e) Otherwise.

The case (e) is the simplest case. Set the auxiliary function $f : \Omega \times \Omega \rightarrow \mathbb{R}$ as follows:

$$f(u, v) = \varphi_{i_0}(u) - \psi_{i_0}(v) - \frac{\alpha}{2}|u - v|^2 \quad (27)$$

with some $\alpha > 0$. A maximizer of f is denoted as (u_α, v_α) , which certainly exists because Ω is compact and J is finite. As in the standard methodology of the comparison (Crandall, 1992), we have $(u_\alpha, v_\alpha) \rightarrow (v_0, v_0)$ and

$$\frac{\alpha}{2}|u_\alpha - v_\alpha|^2 \rightarrow 0 \quad \text{and} \quad \alpha|u_\alpha - v_\alpha| < +\infty \quad (28)$$

as $\alpha \rightarrow +\infty$. We see that $\varphi_{i_0}(u) - \psi_{i_0}(v_\alpha) - \frac{\alpha}{2}|u - v_\alpha|^2$ is maximized at $u = u_\alpha$ while $-\left(\varphi_{i_0}(u_\alpha) - \psi_{i_0}(v) - \frac{\alpha}{2}|u_\alpha - v|^2\right)$ is minimized at $v = v_\alpha$. Therefore, we can use $\varphi_{i_0}(u) + \frac{\alpha}{2}|u_\alpha - v_\alpha|^2 - \frac{\alpha}{2}|u - v_\alpha|^2$ and $\psi_{i_0}(v) - \frac{\alpha}{2}|u_\alpha - v_\alpha|^2 + \frac{\alpha}{2}|u_\alpha - v|^2$ as test functions of the viscosity sub-solution and the super-solution, respectively. Furthermore, for sufficiently large α , we can assume that $v = u_\alpha, v_\alpha$ are different from $v = 0, a, b, \bar{V}$ and that either $u_\alpha, v_\alpha \in (0, a)$, $u_\alpha, v_\alpha \in (a, b)$, or $u_\alpha, v_\alpha \in (b, \bar{V})$. Therefore, $A(u_\alpha) = A(v_\alpha)$ and $g(u_\alpha, i_0) = g(v_\alpha, i_0)$. Then, we get

$$H(u_\alpha, i_0, \varphi_{i_0}(u_\alpha), \{\varphi_j(u_\alpha)\}_{0 \leq j \leq I, j \neq i_0}, p_\alpha) \leq 0 \quad (29)$$

and

$$H(v_\alpha, i_0, \psi_{i_0}(v_\alpha), \{\psi_j(v_\alpha)\}_{0 \leq j \leq I, j \neq i_0}, p_\alpha) \geq 0 \quad (30)$$

with $p_\alpha = \alpha(u_\alpha - v_\alpha)$. Combining (29) and (30) yields

$$H(u_\alpha, i_0, \varphi_{i_0}(u_\alpha), \{\varphi_j(u_\alpha)\}_{0 \leq j \leq I, j \neq i_0}, p_\alpha) - H(v_\alpha, i_0, \psi_{i_0}(v_\alpha), \{\psi_j(v_\alpha)\}_{0 \leq j \leq I, j \neq i_0}, p_\alpha) \leq 0. \quad (31)$$

Owing to **Lemma 1**, the left-hand side of (31) is calculated as

$$\begin{aligned}
& H\left(u_\alpha, i_0, \varphi_{i_0}(u_\alpha), \{\varphi_j(u_\alpha)\}_{0 \leq j \leq I, j \neq i_0}, p_\alpha\right) - H\left(v_\alpha, i_0, \psi_{i_0}(v_\alpha), \{\psi_j(v_\alpha)\}_{0 \leq j \leq I, j \neq i_0}, p_\alpha\right) \\
&= \delta \varphi_{i_0}(u_\alpha) + \sum_{0 \leq j \leq I, j \neq i} \lambda_{ij} (\varphi_{i_0}(u_\alpha) - \varphi_j(u_\alpha)) \\
&\quad - \min_{q \in A(u_\alpha)} \left\{ (Q_{i_0} - q + \varpi(u_\alpha)) p_\alpha + f(q, i_0) + g(u_\alpha, i_0) \right\} \\
&\quad - \left[\begin{aligned} & \delta \psi_{i_0}(v_\alpha) + \sum_{0 \leq j \leq I, j \neq i} \lambda_{ij} (\psi_{i_0}(v_\alpha) - \psi_j(v_\alpha)) \\ & - \min_{q \in A(v_\alpha)} \left\{ (Q_{i_0} - q + \varpi(v_\alpha)) p_\alpha + f(q, i_0) + g(v_\alpha, i_0) \right\} \end{aligned} \right] \\
&= \delta \varphi_{i_0}(u_\alpha) + \sum_{0 \leq j \leq I, j \neq i} \lambda_{ij} (\varphi_{i_0}(u_\alpha) - \varphi_j(u_\alpha)) - \left[\delta \psi_{i_0}(v_\alpha) + \sum_{0 \leq j \leq I, j \neq i} \lambda_{ij} (\psi_{i_0}(v_\alpha) - \psi_j(v_\alpha)) \right] \\
&\quad - \left[\min_{q \in A(u_\alpha)} \left\{ (-q + \varpi(u_\alpha)) p_\alpha + f(q, i_0) \right\} - \min_{q \in A(v_\alpha)} \left\{ (-q + \varpi(v_\alpha)) p_\alpha + f(q, i_0) \right\} \right] \\
&\geq \delta (\varphi_{i_0}(u_\alpha) - \psi_{i_0}(v_\alpha)) + \sum_{0 \leq j \leq I, j \neq i} \lambda_{ij} (\varphi_{i_0}(u_\alpha) - \varphi_j(u_\alpha)) - \sum_{0 \leq j \leq I, j \neq i} \lambda_{ij} (\psi_{i_0}(v_\alpha) - \psi_j(v_\alpha)) \\
&\quad - H_C \|u_\alpha - v_\alpha\| p_\alpha \tag{32}
\end{aligned}$$

By **Lemma 1** and (28), taking the limit $\alpha \rightarrow +\infty$ in (32) yields the inequality

$$\delta \gamma + \sum_{0 \leq j \leq I, j \neq i} \lambda_{ij} (\varphi_{i_0}(v_0) - \varphi_j(v_0)) - \sum_{0 \leq j \leq I, j \neq i} \lambda_{ij} (\psi_{i_0}(v_0) - \psi_j(v_0)) \leq 0. \tag{33}$$

Rearranging (33) yields

$$\delta \gamma + \sum_{0 \leq j \leq I, j \neq i} \lambda_{ij} [\varphi_{i_0}(v_0) - \psi_{i_0}(v_0) - (\varphi_j(v_0) - \psi_j(v_0))] \leq 0. \tag{34}$$

Now, we have

$$\gamma = \varphi_{i_0}(v_0) - \psi_{i_0}(v_0) \geq \varphi_j(v_0) - \psi_j(v_0), \quad j \in J. \tag{35}$$

Substituting (35) into (34) gives the contradiction $\gamma \leq 0$ by $\delta > 0$. The proof for case (e) is completed.

For the case (a), following [Proof of Theorem 11.4 of Calder \(2018\)](#), we set the auxiliary function

$$f(u, v) = \varphi_{i_0}(u) - \psi_{i_0}(v) - \frac{\alpha}{2} \left| u - v - \frac{1}{\sqrt{\alpha}} \right|^2 - |u - a|^2. \tag{36}$$

As in case (e), we get

$$\alpha |u_\alpha - v_\alpha| < +\infty \quad \text{and} \quad \frac{\alpha}{2} \left| u_\alpha - v_\alpha - \frac{1}{\sqrt{\alpha}} \right|^2 + |u_\alpha - a|^2 \rightarrow 0 \tag{37}$$

as $\alpha \rightarrow +\infty$. Set $p_\alpha = \alpha \left(u_\alpha - v_\alpha - \frac{1}{\sqrt{\alpha}} \right)$. In the present case, we get $u_\alpha > v_\alpha$ for sufficiently large α by (37). Finally, we can get the contradiction $\gamma \leq 0$ using inequalities analogous to (29) and (30). The case (b) can be handled in the same way using the auxiliary function

$$f(u, v) = \varphi_{i_0}(u) - \psi_{i_0}(v) - \frac{\alpha}{2} \left| u - v + \frac{1}{\sqrt{\alpha}} \right|^2 - |u - b|^2. \quad (38)$$

The proof of case (c) is a direct application of the [Proof of Theorem 2.2 of Katsoulakis \(1994\)](#). We use the auxiliary function

$$f(u, v, j) = \varphi_{i_0}(u) - \psi_{i_0}(v) - \left| \frac{\zeta_m}{\zeta_l}(u - v) - \zeta_l \right|^2 - \zeta_l |u - 0|^2 \quad (39)$$

with some $m, l \in \mathbb{N}$, where $\{\zeta_l\}_{l \in \mathbb{N}}$ is a positive decreasing sequence with $\zeta_l \rightarrow 0$ as $l \rightarrow +\infty$. Then, we can just follow the proof by [Katsoulakis \(1994\)](#) with the help of the inequality (35). A key point is that $u_\alpha > 0$ for each given $m, l \in \mathbb{N}$, meaning that we do not have to handle the sub-solution property on the boundary. Notice that the domain Ω is simply a 1-D interval and we are considering continuous viscosity solutions, meaning that the assumptions of [Proof of Theorem 2.2 of Katsoulakis \(1994\)](#) are satisfied. The case (d) is proven in essentially the same with the case (c) using the auxiliary function

$$f(u, v, j) = \varphi_{i_0}(u) - \psi_{i_0}(v) - \left| \frac{\zeta_m}{\zeta_l}(u - v) + \zeta_l \right|^2 - \zeta_l |u - \bar{V}|^2. \quad (40)$$

□

An immediate consequence of **Propositions 1** and **2** is the following result on the function $\hat{\Phi}$.

Proposition 3

Assume (22). Then, $\{\hat{\Phi}_i\}_{0 \leq i \leq l}$ is the unique constrained viscosity solution to the steady optimality equation (21).

4. Numerical computation

4.1 Discretization

The local Lax-Friedrichs scheme is the simplest numerical scheme for degenerate parabolic and hyperbolic problems. It is monotone, stable, consistent, and thus convergent in the viscosity sense

(Barles and Souganidis, 1991). However, the scheme is too diffusive when computing solutions having sharp and non-smooth profiles like the exact solution $\hat{\Phi}$ derive above. Enhancing the scheme through an application of the WENO reconstruction possibly realizes a more accurate scheme in return for the loss of monotonicity, which is an indispensable property to prove convergence of numerical solutions in the viscosity sense (Jiang and Peng, 2000). The exact solution, which is a steady solution, can be obtained by temporally integrating the discretized system in a sufficiently long time with a sufficiently small time increment if we use the local Lax-Fredric scheme owing to its monotonicity and stability (Oberman, 2006). The enhanced scheme with a WENO reconstruction is not provably convergent partly due to its complexity. We thus experimentally examine its convergence against the derived exact solution derive earlier. Notice that there exist several mathematical results on convergence of non-monotone schemes, although they do not cover the WENO reconstruction (Bokanowski et al., 2010; Warin, 2016).

The discretization of the optimality equation (12) is explained as follows. The scheme we use is the WENO3 reconstruction with the local Lax-Friedrichs finite difference scheme (Jiang and Peng, 2000), which has been known to perform the third-order spatial accuracy for sufficiently smooth solutions (Lefèvre et al., 2019; Li and Qian, 2019). The domain Ω is divided into $K+1$ vertices and K cells with $K \geq 4$. The cell length is $\Delta v = \bar{V} / K$. Set $v_k = k\Delta v$ ($4 \leq k \leq K$). Similarly, set the time steps as $\Delta t = T / L$ with $L \in \mathbb{N}$ and $t_l = l\Delta t$ ($0 \leq l \leq L$). The quantity evaluated at (v_k, t_l) is represented using the super-script like $\Phi_i^{(k,l)}$.

We present the discretization for some $i \in J$ because it is essentially the same for the other regimes. Firstly, we explain the discretization for $0 \leq l \leq L-1$ and $2 \leq k \leq K-2$. We use a fully-explicit discretization in time from $t_L = T$ the time to $t_0 = 0$. For the sake of brevity of description, set the following quantities based on finite differences:

$$\Delta^+ \Phi_i^{(k,l+1)} = \Phi_i^{(k+1,l+1)} - \Phi_i^{(k,l+1)}, \quad \Delta^- \Phi_i^{(k,l+1)} = \Phi_i^{(k,l+1)} - \Phi_i^{(k-1,l+1)}, \quad (41)$$

$$\Delta^- \Delta^+ \Phi_i^{(k,l+1)} = \Phi_i^{(k+1,l+1)} - 2\Phi_i^{(k,l+1)} + \Phi_i^{(k-1,l+1)}, \quad (42)$$

$$\omega_- = \frac{1}{1+2r_-^2}, \quad r_- = \frac{\varepsilon + \left(\Delta^- \Delta^+ \Phi_i^{(k-1,l+1)}\right)^2}{\varepsilon + \left(\Delta^- \Delta^+ \Phi_i^{(k,l+1)}\right)^2}, \quad (43)$$

$$\omega_+ = \frac{1}{1+2r_+^2}, \quad r_+ = \frac{\varepsilon + \left(\Delta^- \Delta^+ \Phi_i^{(k+1,l+1)}\right)^2}{\varepsilon + \left(\Delta^- \Delta^+ \Phi_i^{(k,l+1)}\right)^2}, \quad (44)$$

$$p_i^{-,(k,l+1)} = \frac{1}{2} \left(\frac{\Delta^+ \Phi_i^{(k-1,l+1)}}{\Delta v} + \frac{\Delta^+ \Phi_i^{(k,l+1)}}{\Delta v} \right) - \frac{\omega_-}{2} \left(\frac{\Delta^+ \Phi_i^{(k-2,l+1)}}{\Delta v} - 2 \frac{\Delta^+ \Phi_i^{(k-1,l+1)}}{\Delta v} + \frac{\Delta^+ \Phi_i^{(k,l+1)}}{\Delta v} \right), \quad (45)$$

and

$$p_l^{+, (k, l+1)} = \frac{1}{2} \left(\frac{\Delta^+ \Phi_i^{(k-1, l+1)}}{\Delta v} + \frac{\Delta^+ \Phi_i^{(k, l+1)}}{\Delta v} \right) + \frac{\omega_+}{2} \left(\frac{\Delta^+ \Phi_i^{(k+1, l+1)}}{\Delta v} - 2 \frac{\Delta^+ \Phi_i^{(k, l+1)}}{\Delta v} + \frac{\Delta^+ \Phi_i^{(k-1, l+1)}}{\Delta v} \right) \quad (46)$$

with the small constant $\varepsilon = 10^{-12}$ to avoid division by zero.

Based on the local Lax-Friedrichs finite difference scheme, the optimality equation (12) at (v_k, t_l) is discretized as

$$\begin{aligned} & -\frac{\Phi_i^{(k, l+1)} - \Phi_i^{(k, l)}}{\Delta t} + H \left(v_k, i, \Phi_i^{(k, l+1)}, \left\{ \Phi_j^{(k, l+1)} \right\}_{0 \leq j \leq l, j \neq i}, \frac{p_l^{+, (k, l+1)} + p_l^{-, (k, l+1)}}{2} \right) \\ & + \frac{D_i^{(k, l)}}{2} (p_l^{+, (k, l+1)} - p_l^{-, (k, l+1)}) = 0 \end{aligned} \quad (47)$$

where $D_i^{(k, l)}$ is the numerical viscosity coefficient defined by

$$D_i^{(k, l)} = \max_{p \in [p_{\min}, p_{\max}]} \left| \frac{\partial H}{\partial p} \left(v_k, i, \Phi_i^{(k, l+1)}, \left\{ \Phi_j^{(k, l+1)} \right\}_{0 \leq j \leq l, j \neq i}, p \right) \right| \quad (48)$$

with the WENO-reconstructed variables

$$p_{\min} = \min \left\{ p_l^{+, (k, l+1)}, p_l^{-, (k, l+1)} \right\} \quad \text{and} \quad p_{\max} = \max \left\{ p_l^{+, (k, l+1)}, p_l^{-, (k, l+1)} \right\}. \quad (49)$$

The point value $q^*(t_l, v_k, i)$ of the optimal outflow discharge q^* is computed as

$$\begin{aligned} q^*(t_l, v_k, i) &= \arg \min_{q \in A(v_k)} \left\{ \left(Q_i - q + \varpi(t_l, v_k) \right) \frac{p_l^{+, (k, l+1)} + p_l^{-, (k, l+1)}}{2} + f(t_l, q, i) \right\} \\ &= \arg \min_{q \in A(v_k)} \left\{ -q \frac{p_l^{+, (k, l+1)} + p_l^{-, (k, l+1)}}{2} + f(t_l, q, i) \right\}. \end{aligned} \quad (50)$$

The minimization in (50) is carried out with a Newton's method, which in our problem is convergent because the quantity inside “{ }” in (50) is convex with respect to q . In most cases, the Newton method for our problem converges within ten cycles to achieve the absolute difference between the old and updated q^* to be smaller than the sufficiently small value 10^{-12} .

The discretization presented above is modified near the boundaries. For $k=1$, set

$$p_l^{-, (k, l+1)} = \frac{\Phi_i^{(k, l+1)} - \Phi_i^{(k-1, l+1)}}{\Delta x}. \quad \text{For } k=K-1, \text{ set } p_l^{-, (k, l+1)} = \frac{\Phi_i^{(k+1, l+1)} - \Phi_i^{(k, l+1)}}{\Delta x}. \quad \text{For } k=0, \text{ set}$$

$$D_i^{(k, l)} = 0 \quad \text{and} \quad p_l^{+, (k, l+1)} = p_l^{-, (k, l+1)} = \frac{\Phi_i^{(k+1, l+1)} - \Phi_i^{(k, l+1)}}{\Delta x}. \quad \text{For } k=K, \text{ set } D_i^{(k, l)} = 0 \quad \text{and}$$

$$p_l^{+, (k, l+1)} = p_l^{-, (k, l+1)} = \frac{\Phi_i^{(k, l+1)} - \Phi_i^{(k-1, l+1)}}{\Delta x}. \quad \text{Starting from the terminal value } \Phi_i^{(k, L)} = 0$$

($i \in J, 0 \leq k \leq K$), the numerical solution $\Phi_i^{(k, l)}$ is recursively obtained backward in time at

each vertex. We have preliminary checked that using higher-order one-sided upwind differences near the boundary points does not affect the computational results presented in this paper.

We employ the third-order accurate spatial discretization and combine it with the standard explicit Euler method. Then, under the assumption $\Delta t = O(\Delta v)$ commonly used in the explicit numerical methods, the resulting numerical scheme is only first-order accurate in both space and time. In this sense, it seems that using a higher-order temporal integration method is necessary. However, in the next sub-section, we show that numerical solutions are actually only first-order accurate in the space. We have preliminary found that the result does not qualitatively change for Δt smaller than $O(\Delta v)$. This is considered to be due to the discontinuity of the Hamiltonian H and the non-smoothness of the solution. In the other words, it is enough to use the Euler method in time.

4.2 Test case

Computational performance of the presented numerical scheme is checked through its application to a test case. The model parameters are set as follows, so that the exact steady viscosity solution (23) exists: $\bar{V} = 1$, $(a, b) = (0.3, 0.7)$, $m = n = 1$, $y = 0.5$, $q_{\min} = 0$, $q_{\max} = 3$, $\bar{q} = \hat{q} = 1$, $w = 0.4$, $\delta = 0.1$, $\varpi \equiv 0$, and $I = 20$. The steady solution is approximated with the scheme by integrating the optimality equation (12) from $t = T = 125$ to $t = 0$ at which numerical solutions are found to be sufficiently close to a steady state. For given Δv , we set $0.25\Delta t$. Since the present test case is free from the regime switching we use aggregated switching rates of the realistic case ($I = 40$) identified in Section 4.3.

Table 1 shows the l^1 and l^∞ errors between the exact and numerical solutions. The results of the local Lax-Friedrichs scheme without the WENO reconstruction are also presented. **Figure 3** compares the exact and numerical solutions, graphically demonstrating that the scheme with the WENO reconstruction more accurately capture the sharp profile of the exact solution. The computational results suggest first-order convergence of the presented finite difference scheme. In addition, we see that the WENO reconstruction certainly improves the computational accuracy of the original local Lax-Friedrichs scheme especially near the points where the exact solution is non-smooth. The first-order accuracy of the scheme, despite the formal third-order accuracy of the WENO, is considered due to the non-smoothness of the exact solution (12). Nevertheless, we can see that using the WENO reconstruction can significantly improve computational accuracy of the scheme.

Remark 5

Our computational results empirically demonstrate convergence of numerical solutions generated by non-monotone schemes toward a non-smooth viscosity solution.

Table 1. Computed l^1 and l^∞ errors between the exact and numerical solutions. LLxF: The local Lax-Friedrichs scheme without the WENO reconstruction. WENO: The scheme with the WENO reconstruction.

K	l^1 error		l^∞ error	
	LLxF	WENO	LLxF	WENO
50	0.00771	0.00659	0.01980	0.01202
100	0.00364	0.00323	0.01005	0.00599
200	0.00176	0.00160	0.00507	0.00299
400	0.00087	0.00080	0.00255	0.00149
800	0.00043	0.00040	0.00128	0.00075

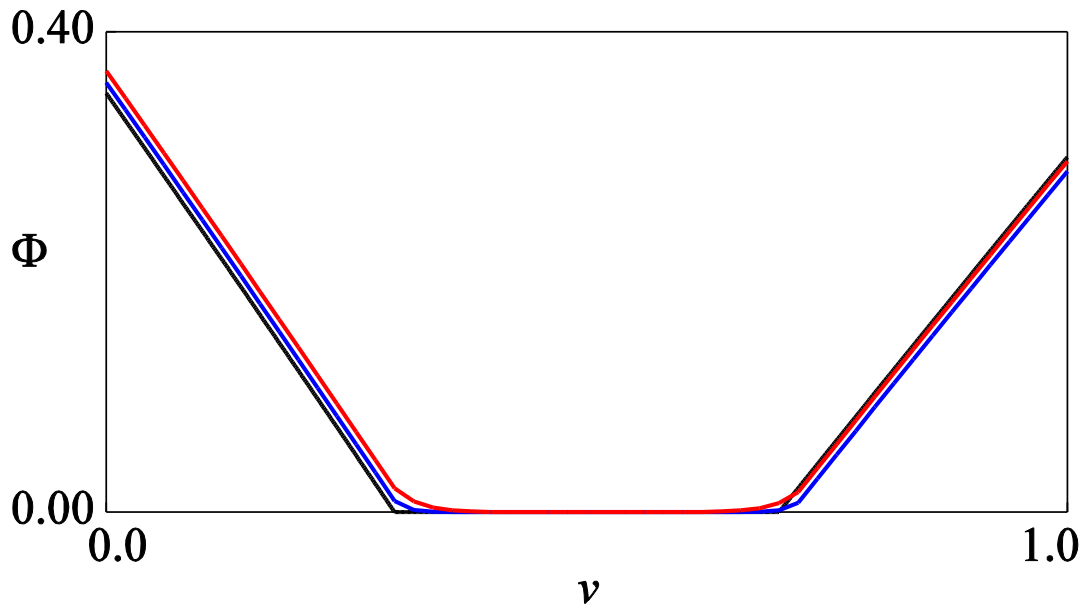


Figure 3. Comparison of the exact and computed value functions ($K = 50$). Black: exact solution, Red: original local Lax-Friedrichs scheme, and Blue: the scheme with the WENO reconstruction.

4.3 Application

4.3.1 Parameter estimation

The model parameters have been estimated for Obara Dam installed at a middle reach of Hii River, Japan. The dam has a reservoir with the capacity of $\bar{V} = 6.08 \times 10^7$ (m³) and has been operated from 2011 for water resources supply and flood mitigation (Ministry of Land, Infrastructure, Transport and Tourism of Japan, 2019a). The maximum outflow discharge is designed to be larger than $\bar{q} = 250$ (m³/s) and the minimum base outflow discharge is $\underline{q} = 1$ (m³/s). This dam has been chosen in the model application because public hourly data of the inflow is available (Ministry of Land, Infrastructure, Transport and Tourism of Japan, 2019a), and the dam-downstream environment has recently been a concern for local governments and fishery cooperatives (Yoshioka and Yaegashi, 2018; Yoshioka et al., 2019). Especially, the bloom of nuisance benthic algae *Cladophora glomerata* due to low outflow discharge has been a serious ecological concern. Our analysis therefore focuses on relatively low outflow discharges.

The record period of the hourly data utilized is from April 1 in 2016 to September 31 in 2019. The total number of the data is 31,417. The available data are categorized into the following $I+1=41$ regimes: $R_i = [\Delta_i, \Delta_{i+1})$ with $\Delta_i = 10i$ ($0 \leq i \leq 40$) (m³/s) and $\Delta_{41} = +\infty$ (m³/s). In addition, the representative values of the discharges for each of the regimes are set as $Q_i = 5.0i + 2.5$ (m³/s). The basic operation policy of the dam is designed to be $\hat{q} = Q_i$ (Ministry of Land, Infrastructure, Transport and Tourism of Japan, 2019b). By the field surveys in the downstream reach of Obara Dam, the authors have found that there is almost no algae bloom when the outflow discharge is larger than about 15 (m³/s), suggesting to set $\tilde{q} = 15$ (m³/s). Therefore, if q^* is close to $\hat{q} = Q_i$, the algae bloom can be effectively suppressed when $i \geq 1$.

The hourly switching probabilities $p_{ij} = \Pr(\theta_{t+h} = Q_j | \theta_t = Q_i)$ with $h=1$ (h) is estimated from the available data. The quantity p_{ij} represents the probability of swathing the regime from i to j during the time interval $(t, t+h)$. We assume that p_{ij} is time-homogenous for the sake of simplicity of analysis. Using the estimated p_{ij} , the switching rates λ_{ij} (1/h) are estimated as

$$\lambda_{ij} = \begin{cases} \frac{1-p_{ij}}{h} & (i=j) \\ \frac{p_{ij}}{h} & (i \neq j) \end{cases}. \quad (51)$$

The switching probabilities p_{ij} are empirically estimated as in **Figure 4**. The estimation results

imply a nearly diagonal structure of the matrix $\{p_{ij}\}_{0 \leq j \leq I}$ especially for relatively low flows, meaning that the low inflow regimes are more persistent than the higher ones. In fact, the corresponding stationary probability density of the estimated Markov chain equal 0.846, 0.0486, 0.0198, and 0.0131 for the regimes $i = 0, 1, 2, 3$, respectively.

The other model parameters have been set as follows: $(a, b) = (0.2\bar{V}, 0.8\bar{V})$, $m = n = 1$, $y = 0.5 \times \bar{q}^2$ with $\bar{q} = 10$ (m³/s) (to consistently set the unit of each term in the performance index), $w = 0.4$, and $\delta = 0.02$ (1/day). For the sake of simplicity of analysis, we set $\varpi \equiv 0$, assuming that the inflow and outflow discharges dominate the water balance dynamics.

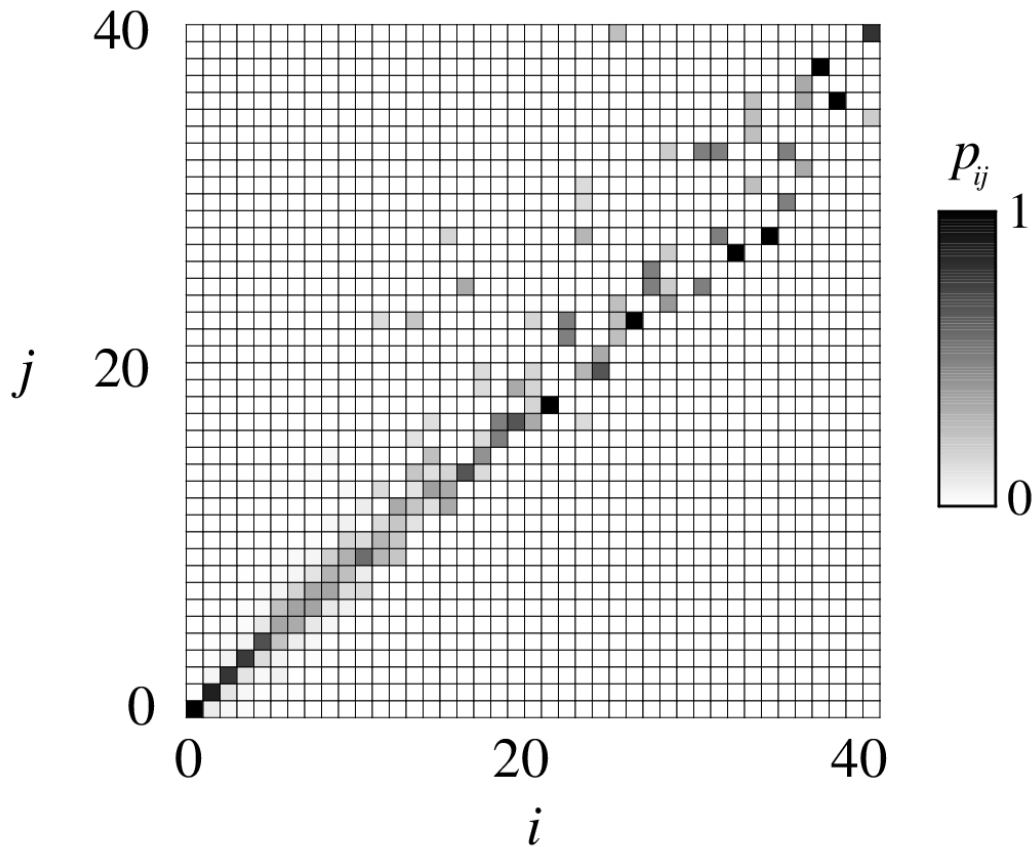


Figure 4. Estimated switching probabilities p_{ij} .

4.3.2 Computational results

All the numerical computations below have been carried out with the resolution with $T = 500$ (day), $L = 200,000$, $K = 400$, and thus $\Delta t = 0.0025$ (day) and $\Delta v = 0.0025\bar{V}$. Starting from the backward temporal integration from the terminal time $t = T$, the obtained numerical solutions are found to be sufficiently close to the steady state at the initial time $t = 0$.

Figures 5 and 6 show the computed value function Φ and the optimal outflow discharge q^* for all the regimes ($0 \leq i \leq I = 40$). Being different from the previous exact solution, the numerical solution seems to be smooth. The computational results in the figures suggest that the optimal outflow discharge is monotonically increasing with respect to i and the profiles are qualitatively close to those of the exact solution. On the computed value function, the profiles of Φ_i are monotonically decreasing with respect to i . Being different from the exact solutions derived in the previous section, the computed value functions do not vanish for the moderate range of the water volume because of the regime-dependent and thus non-constant $\hat{q} = Q_i$.

The inflow discharge Q_i is assumed not to be greater than the threshold discharge \hat{q} on the downstream algae bloom for $i = 0, 1, 2, 3$. The value functions Φ_i are almost decreasing with respect to i because choosing simply $q = \hat{q} = Q_i$ activates the penalty (8) for relatively small i , but triggers no problem for larger i unless the water volume is smaller than the threshold $v = a$. The computed optimal outflow discharges q^* are state-dependent and is increasing with respect to i as in the exact solution derived in the previous section. A difference is that it is not monotone with respect to the water volume v for each regime i . The unimodal profile of each Φ_i for the relatively small water volume $0 < v < a$ is due to the conflicting objective that the water volume should be increased to $a \leq v \leq b$, while the outflow discharge should be sufficiently large to inactivate the penalty (8) as possible.

Another computational example is also presented for a more complicated case where too large outflow discharges are also penalized. We then specify the coefficient f as $f = f_1 + f_2 + f_3$, where

$$f_3(q_s) = \frac{y}{m+1} \max\{q_s - q', 0\}^{m+1} \quad (52)$$

with another threshold discharge $q' = 50$ (m^3/s), above which the new penalty function (52) is activated. For example, too large discharge may flush out aquatic species toward downstream reaches (Gabbud et al., 2019; Hauer et al., 2018), increasing ecological disutility.

Figures 7 and 8 show the computed value function Φ and the optimal outflow discharge q^* for all the regimes ($0 \leq i \leq I = 40$) with the augmented f . The monotonicity of the value functions and the optimal outflow discharge still to some extent applies in this case, but their profiles are qualitatively different from the previous ones. Especially, the value functions are significantly different among the regimes are larger than the previous ones. The latter fact is mainly due to using a larger f having an additional term in this case. In the present case, the optimal outflow discharge is smaller than the previous one due to penalizing both small and large outflow discharges. This tendency is more clearly seen in the inflow regimes corresponding to relatively high inflows. The decision-maker with the new performance index encounters a more complicated operation of the dam-reservoir system. Nevertheless, the presented computational results fully characterize his/her optimal strategy as a function of the inflow regime i and the water volume v at each time.

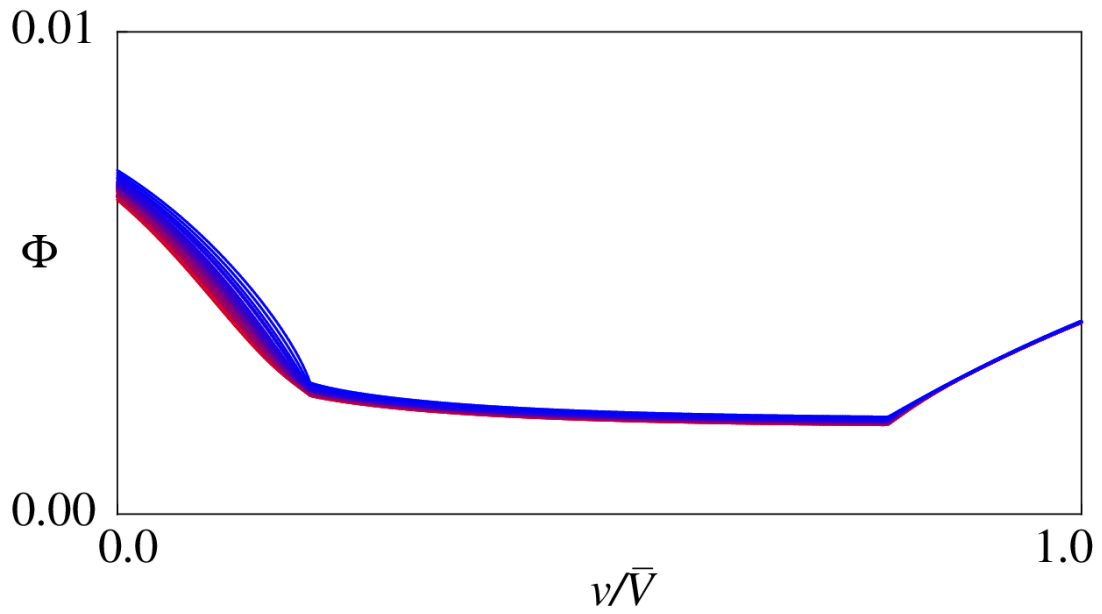


Figure 5. Computed value functions Φ_i for all the regimes $0 \leq i \leq I = 40$. The index i increases as the color becomes from the blue toward the red.

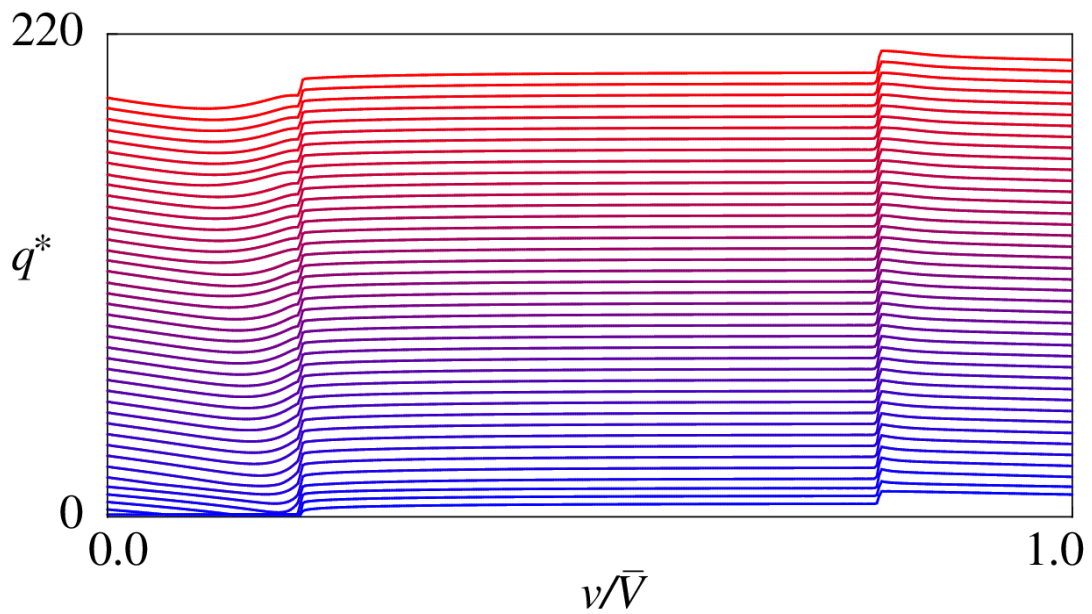


Figure 6. Computed optimal outflow discharge q_i^* (m^3/s) for all the regimes $0 \leq i \leq I = 40$. The index i increases as the color becomes from the blue toward the red.

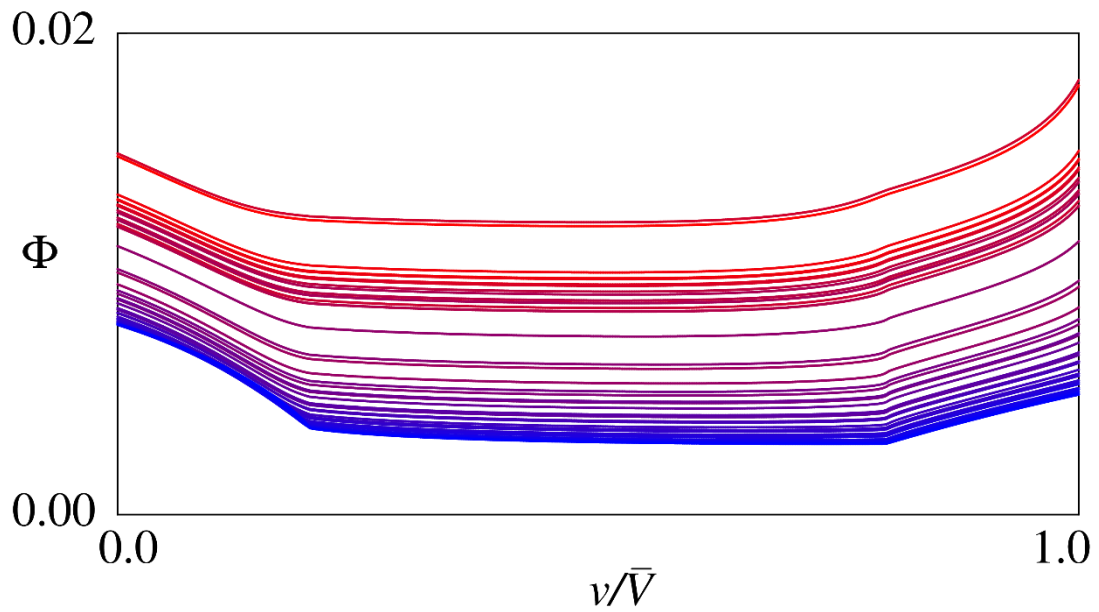


Figure 7. Computed value functions Φ_i for all the regimes ($0 \leq i \leq I = 40$) with the augmented f . The index i increases as the color becomes from the blue toward the red.

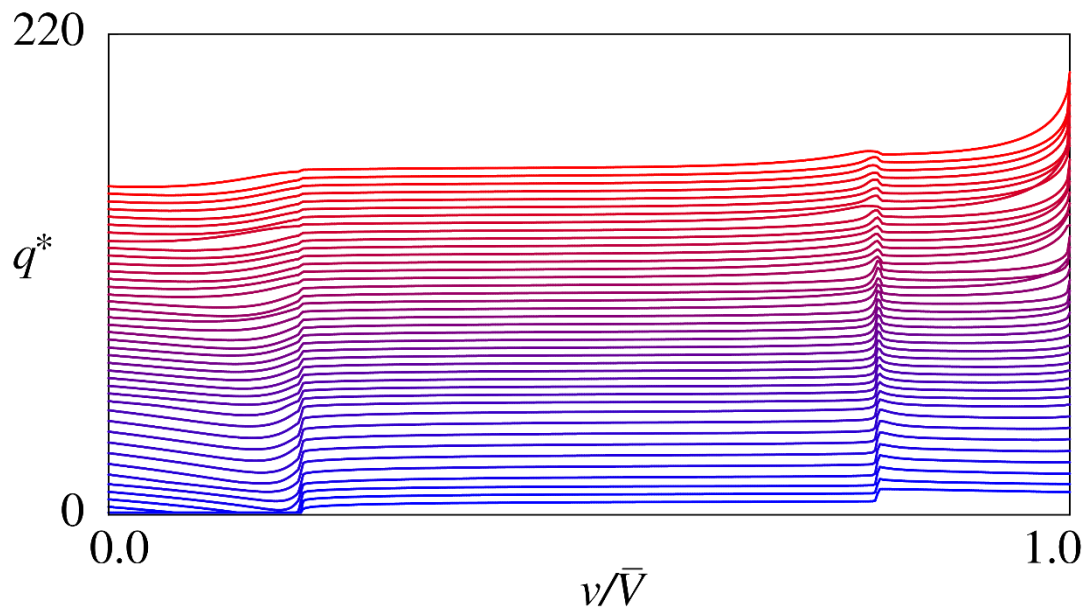


Figure 8. Computed optimal outflow discharge q_i^* (m^3/s) for all the regimes ($0 \leq i \leq I = 40$) with the augmented f . The index i increases as the color becomes from the blue toward the red.

5. Conclusions

We formulated a stochastic control problem of a dam-reservoir system created in a river. The regime-switching description of the system dynamics harmonized with the dynamic programming principle and effectively reduced the optimization problem to a terminal problem of the optimality equation. Solutions to the optimality equation were characterized from the viewpoint of constrained viscosity solutions. An exact steady viscosity solution was found under a simplified condition. The solution is continuous but non-smooth, and is therefore not a classical solution satisfying the equation point-wise. A local Lax-Friedrichs scheme equipped with a WENO reconstruction was presented and verified against the derived non-smooth exact solution. The model was finally applied to a problem of Obara Dam created in Hii River, Japan with identified model parameter values. The application results implied how the operation policy should be adapted according to the environmental concerns.

There is a variety of ways to extend the presented mathematical model. The inflow discharge would follow climate changes in future, and the Markov chain can be updated adaptively based on future hydrological information. Statistically learning the inflow time-series using a probabilistic forecast method (Liu et al., 2018) or using a reinforcement learning method (Castelletti et al., 2010) is an option to customize the presented model. The presented model can work as an upstream boundary condition of the eco-hydraulic model (Im et al., 2018). We must pay attention to multiple local optima (Wu et al., 2018) in these cases. Adding other variables to the model, such as population dynamics of aquatic species (Hihashino and Stefan, 2017; Yoshioka, 2019) inside and/or downstream of a reservoir is also an interesting topic. Adding a reliability constraint (Ware, 2018) to the model enables us to derive optimal controls guaranteeing certain reliability criteria. Considering disaster management based through operating dams is an important engineering problem as well (Goldschmidt and Kumar, 2017), which can be addressed by revising the performance index of the presented model. Model ambiguity, which is due to uncertainties of the coefficients and parameter values, can be severe in data-sparse cases (Keith and Ahner, 2019). This issue can be addressed through the utilization of the modern robust control framework, such as the nonlinear expectation (Peng, 2019) and some entropic penalization techniques (Meyer-Gohde, 2019; Papayiannis and Yannacopoulos, 2018). Boundary treatment of the optimality equation has to be modified if some control strategy at the extremes should be prescribed *a priori* (Xu et al., 2019). Finally, finding a numerical method to achieve truly higher-order accuracy of WENO schemes for the optimality equation having the discontinuous source term is an important topic from both theoretical and practical viewpoints because it would realize a more efficient computation.

Acknowledgements

JSPS Research Grant No. 19H03073, Kurita Water and Environment Foundation Grant No. 19B018, and a grant for ecological survey of a life history of the landlocked ayu *Plecoglossus altivelis altivelis* from the Ministry of Land, Infrastructure, Transport and Tourism of Japan support this research. This research was carried out under a support of the research fund for young researchers in Shimane University.

References

- [1] Sheibani, H., & Shourian, M. (2019). Determining optimum reliability for supplying agricultural demand downstream of a reservoir using an explicit method with an economic objective function. *Water Resources and Economics*, 26, 100131. <https://doi.org/10.1016/j.wre.2018.10.002>
- [2] Che, D., & Mays, L. W. (2017). Application of an optimization/simulation model for real-time flood-control operation of river-reservoirs systems. *Water resources management*, 31(7), 2285-2297. <https://doi.org/10.1007/s11269-017-1644-3>
- [3] Zhang, J., Lei, X., Chen, B., & Song, Y. (2019). Analysis of blue water footprint of hydropower considering allocation coefficients for multi-purpose reservoirs. *Energy*, 188, 116086. <https://doi.org/10.1016/j.energy.2019.116086>
- [4] Reilly, K., Adamowski, J., & John, K. (2018). Participatory mapping of ecosystem services to understand stakeholders' perceptions of the future of the Mactaquac Dam, Canada. *Ecosystem Services*, 30, 107-123. <https://doi.org/10.1016/j.ecoser.2018.01.002>
- [5] Yoshioka, H., & Yaegashi, Y. (2018). Robust stochastic control modeling of dam discharge to suppress overgrowth of downstream harmful algae. *Applied Stochastic Models in Business and Industry*, 34(3), 338-354. <https://doi.org/10.1002/asmb.2301>
- [6] Stähly, S., Franca, M. J., Robinson, C. T., & Schleiss, A. J. (2019). Sediment replenishment combined with an artificial flood improves river habitats downstream of a dam. *Scientific Reports*, 9(1), 5176. <https://doi.org/10.1038/s41598-019-41575-6>
- [7] Murphy, C. A., Taylor, G., Pierce, T., Arismendi, I., & Johnson, S. L. (2019). Short-term reservoir draining to streambed for juvenile salmon passage and non-native fish removal. *Ecohydrology*, 12(6), e2096. <https://doi.org/10.1002/eco.2096>
- [8] Yakowitz, S. (1982). Dynamic programming applications in water resources. *Water resources research*, 18(4), 673-696. [10.1029/WR018i004p00673](https://doi.org/10.1029/WR018i004p00673)
- [9] Dahl, K. R. (2019). Management of a hydropower system via convex duality. *Mathematical*

Methods of Operations Research, 89(1), 43-71. <https://doi.org/10.1007/s00186-018-00656-4>

- [10] Lust, A., & Waldmann, K. H. (2019). A general storage model with applications to energy systems. *OR Spectrum*, 41(1), 71-97. <https://doi.org/10.1007/s00291-018-0527-1>
- [11] Yoshioka, H., & Yoshioka, Y. (2019). Modeling stochastic operation of reservoir under ambiguity with an emphasis on river management. *Optimal Control Applications and Methods*, 40(4), 764-790. <https://doi.org/10.1002/oca.2510>
- [12] Fowe, T., Nouri, I., Ibrahim, B., Karambiri, H., & Paturel, J. E. (2015). OPTIWAM: an intelligent tool for optimizing irrigation water management in coupled reservoir-groundwater systems. *Water Resources Management*, 29(10), 3841-3861. <https://doi.org/10.1007/s11269-015-1032-9>
- [13] Pereira-Cardenal, S. J., Mo, B., Gjelsvik, A., Riegels, N. D., Arnbjerg-Nielsen, K., & Bauer-Gottwein, P. (2016). Joint optimization of regional water-power systems. *Advances in Water Resources*, 92, 200-207. <https://doi.org/10.1016/j.advwatres.2016.04.004>
- [14] Rong, Q., Cai, Y., Su, M., Yue, W., Dang, Z., & Yang, Z. (2019). Identification of the optimal agricultural structure and population size in a reservoir watershed based on the water ecological carrying capacity under uncertainty. *Journal of Cleaner Production*. <https://doi.org/10.1016/j.jclepro.2019.06.179>
- [15] Shiau, J. T., & Chou, H. Y. (2016). Basin-scale optimal trade-off between human and environmental water requirements in Hsintien Creek basin, Taiwan. *Environmental Earth Sciences*, 75(8), 644. <https://doi.org/10.1007/s12665-016-5427-6>
- [16] Alais, J. C., Carpentier, P., & De Lara, M. (2017). Multi-usage hydropower single dam management: chance-constrained optimization and stochastic viability. *Energy Systems*, 8(1), 7-30. <https://doi.org/10.1007/s12667-015-0174-4>
- [17] Øksendal, B., & Sulem, A. (2019). *Applied Stochastic Control of Jump Diffusions*. Springer, Cham.
- [18] Yin, G. G., & Zhu, C. (2009). *Hybrid Switching Diffusions: Properties and Applications*. Springer, New York.
- [19] Crandall, M. G., Ishii, H., & Lions, P. L. (1992). User's guide to viscosity solutions of second order partial differential equations. *Bulletin of the American mathematical society*, 27(1), 1-67. <https://doi.org/10.1090/S0273-0979-1992-00266-5>
- [20] Abramov, V. M. (2019). Optimal control of a large dam with compound Poisson input and costs depending on water levels. *Stochastics*, 91(3), 433-483. <https://doi.org/10.1080/17442508.2018.1551395>

- [21] Kharroubi, I. (2016). Optimal switching in finite horizon under state constraints. *SIAM Journal on Control and Optimization*, 54(4), 2202-2233. <https://doi.org/10.1137/15M1012281>
- [22] Jiang, K., You, D., Li, Z., & Shi, S. (2019). A differential game approach to dynamic optimal control strategies for watershed pollution across regional boundaries under eco-compensation criterion. *Ecological Indicators*, 105, 229-241. <https://doi.org/10.1016/j.ecolind.2019.05.065>
- [23] Neilan, M., Salgado, A. J., & Zhang, W. (2017). Numerical analysis of strongly nonlinear PDEs. *Acta Numerica*, 26, 137-303. <https://doi.org/10.1017/S0962492917000071>
- [24] Shardin, A. A., & Szölgényi, M. (2016). Optimal control of an energy storage facility under a changing economic environment and partial information. *International Journal of Theoretical and Applied Finance*, 19(04), 1650026. <https://doi.org/10.1142/S0219024916500266>
- [25] Abid, I., Goutte, S., Mkaouar, F., & Guesmi, K. (2019). Optimal strategy between extraction and storage of crude oil. *Annals of Operations Research*, 1-24. <https://doi.org/10.1007/s10479-018-2844-9>
- [26] Adams, L. E., Lund, J. R., Moyle, P. B., Quiñones, R. M., Herman, J. D., & O'Rear, T. A. (2017). Environmental hedging: A theory and method for reconciling reservoir operations for downstream ecology and water supply. *Water Resources Research*, 53(9), 7816-7831. <https://doi.org/10.1002/2016WR020128>
- [27] Steinschneider, S., Ray, P., Rahat, S. H., & Kucharski, J. (2019). A weather-regime based stochastic weather generator for climate vulnerability assessments of water systems in the Western United States. *Water Resources Research*, 55(8), 6923-6945. <https://doi.org/10.1029/2018WR024446>
- [28] Turner, S. W. D., & Galelli, S. (2016). Regime-shifting streamflow processes: Implications for water supply reservoir operations. *Water Resources Research*, 52(5), 3984-4002. <https://doi.org/10.1002/2015WR017913>
- [29] De Giovanni, D., & Lamantia, F. (2018). Dynamic harvesting under imperfect catch control. *Journal of Optimization Theory and Applications*, 176(1), 252-267. <https://doi.org/10.1007/s10957-017-1208-y>
- [30] Katsoulakis, M. A. (1994). Viscosity solutions of second order fully nonlinear elliptic equations with state constraints. *Indiana University Mathematics Journal*, 43, 493-519. <https://www.jstor.org/stable/24898087>
- [31] Jiang, G. S., & Peng, D. (2000). Weighted ENO schemes for Hamilton--Jacobi equations.

- SIAM Journal on Scientific Computing, 21(6), 2126-2143.
<https://doi.org/10.1137/S106482759732455X>
- [32] Abedian, R., & Salehi, R. (2019). A RBFWENO finite difference scheme for Hamilton–Jacobi equations. *Computers & Mathematics with Applications*.
<https://doi.org/10.1016/j.camwa.2019.09.027>
- [33] Lefèvre, V., Garnica, A., & Lopez-Pamies, O. (2019). A WENO finite-difference scheme for a new class of Hamilton–Jacobi equations in nonlinear solid mechanics. *Computer Methods in Applied Mechanics and Engineering*, 349, 17-44.
<https://doi.org/10.1016/j.cma.2019.02.008>
- [34] Li, W., & Qian, J. (2019). Newton-type Gauss–Seidel Lax–Friedrichs high-order fast sweeping methods for solving generalized eikonal equations at large-scale discretization. *Computers & Mathematics with Applications*. <https://doi.org/10.1016/j.camwa.2019.08.031>
- [35] Ernsten, R. R., & Boomsma, T. K. (2018). Valuation of power plants. *European Journal of Operational Research*, 266(3), 1153-1174. <https://doi.org/10.1016/j.ejor.2017.10.052>
- [36] Leroux, A. D., Martin, V. L., & Zheng, H. (2018). Addressing water shortages by force of habit. *Resource and Energy Economics*, 53, 42-61.
<https://doi.org/10.1016/j.reseneeco.2018.02.004>
- [37] Rosmann, T., & Domínguez, E. (2018). A Fokker–Planck–Kolmogorov equation-based inverse modelling approach for hydrological systems applied to extreme value analysis. *Journal of Hydroinformatics*, 20(6), 1296-1309. <https://doi.org/10.2166/hydro.2017.079>
- [38] Yoshioka, H. (2019). A simplified stochastic optimization model for logistic dynamics with control-dependent carrying capacity. *Journal of Biological Dynamics*, 13(1), 148-176.
<https://doi.org/10.1080/17513758.2019.1576927>
- [39] Al-Jawad, J. Y., Alsaffar, H. M., Bertram, D., & Kalin, R. M. (2019). A comprehensive optimum integrated water resources management approach for multidisciplinary water resources management problems. *Journal of Environmental Management*, 239, 211-224.
<https://doi.org/10.1016/j.jenvman.2019.03.045>
- [40] Niayifar, A., & Perona, P. (2017). Dynamic water allocation policies improve the global efficiency of storage systems. *Advances in Water Resources*, 104, 55-64.
<https://doi.org/10.1016/j.advwatres.2017.03.004>
- [41] Razurel, P., Gorla, L., Tron, S., Niayifar, A., Crouzy, B., & Perona, P. (2018). Improving the ecohydrological and economic efficiency of Small Hydropower Plants with water diversion. *Advances in Water Resources*, 113, 249-259.
<https://doi.org/10.1016/j.advwatres.2018.01.029>

- [42] Kawakami, T., & Tachihara, K. (2005). Diet shift of larval and juvenile landlocked Ryukyu-ayu *Plecoglossus altivelis ryukyuensis* in the Fukuji Reservoir, Okinawa Island, Japan. *Fisheries Science*, 71(5), 1003-1009. <https://doi.org/10.1111/j.1444-2906.2005.01057.x>
- [43] Li, F. F., Wei, J. H., Qiu, J., & Jiang, H. (2019). Determining the most effective flow rising process to stimulate fish spawning via reservoir operation. *Journal of Hydrology*, 124490. <https://doi.org/10.1016/j.jhydrol.2019.124490>
- [44] Briani, M., Caramellino, L., & Zanette, A. (2017). A hybrid approach for the implementation of the Heston model. *IMA Journal of Management Mathematics*, 28(4), 467-500. <https://doi.org/10.1093/imaman/dpv032>
- [45] Zeng, X. C., & Zhu, S. P. (2019). A new simple tree approach for the Heston's stochastic volatility model. *Computers & Mathematics with Applications*, 78(6), 1993-2010. <https://doi.org/10.1016/j.camwa.2019.03.030>
- [46] Barles, G., & Chasseigne, E. (2018). An Illustrated Guide of the Modern Approaches of Hamilton-Jacobi Equations and Control Problems with Discontinuities. arXiv preprint [arXiv:1812.09197](https://arxiv.org/abs/1812.09197).
- [47] Li, Y., Zhang, S., & Han, J. (2017). Dynamic pricing and periodic ordering for a stochastic inventory system with deteriorating items. *Automatica*, 76, 200-213. <https://doi.org/10.1016/j.automatica.2016.11.003>
- [48] Riseth, A. N. (2019). Dynamic pricing in retail with diffusion process demand. *IMA Journal of Management Mathematics*, 30(3), 323-344. <https://doi.org/10.1093/imaman/dpz003>
- [49] Calder, J. (2018). Lecture notes on viscosity solutions. Available at http://www-users.math.umn.edu/~jwcalder/8590F18/viscosity_solutions.pdf. Last accessed on November 9, 2019.
- [50] Barles, G., & Souganidis, P. E. (1991). Convergence of approximation schemes for fully nonlinear second order equations. *Asymptotic Analysis*, 4(3), 271-283. <https://doi.org/10.3233/ASY-1991-4305>
- [51] Oberman, A. M. (2006). Convergent difference schemes for degenerate elliptic and parabolic equations: Hamilton-Jacobi equations and free boundary problems. *SIAM Journal on Numerical Analysis*, 44(2), 879-895. <https://doi.org/10.1137/S0036142903435235>
- [52] Bokanowski, O., Megdich, N., & Zidani, H. (2010). Convergence of a non-monotone scheme for Hamilton-Jacobi-Bellman equations with discontinuous initial data. *Numerische Mathematik*, 115(1), 1-44. <https://doi.org/10.1007/s00211-009-0271-1>
- [53] Warin, X. (2016). Some non-monotone schemes for time dependent Hamilton-Jacobi-Bellman equations in stochastic control. *Journal of Scientific Computing*, 66(3), 1122-1147.

<https://doi.org/10.1007/s10915-015-0057-9>

- [54] Ministry of Land, Infrastructure, Transport and Tourism of Japan (2019a). Hourly operation data of Obara Dam. Available at: <http://163.49.30.82/cgi-bin/SrchDamData.exe?ID=607041287705020&KIND=1&PAGE=0>. Last accessed on November 11, 2019.
- [55] Ministry of Land, Infrastructure, Transport and Tourism of Japan (2019a). Obara Dam. Available at: <https://www.cgr.mlit.go.jp/izumokasen/jimusho/jigyo/obara-dam/index.html>. Last accessed on November 24, 2019.
- [56] Yoshioka, H., Yaegashi, Y., Yoshioka, Y., & Tsugihashi, K. (2019). Optimal harvesting policy of an inland fishery resource under incomplete information. *Applied Stochastic Models in Business and Industry*, 35(4), 939-962. <https://doi.org/10.1002/asmb.2428>
- [57] Gabbud, C., Bakker, M., Cléménçon, M., & Lane, S. N. (2019). Hydropower flushing events cause severe loss of macrozoobenthos in Alpine streams. *Water Resources Research*. <https://doi.org/10.1029/2019WR024758>
- [58] Hauer, C., Wagner, B., Aigner, J., Holzapfel, P., Flödl, P., Liedermann, M., ... & Haimann, M. (2018). State of the art, shortcomings and future challenges for a sustainable sediment management in hydropower: A review. *Renewable and Sustainable Energy Reviews*, 98, 40-55. <https://doi.org/10.1016/j.rser.2018.08.031>
- [59] Liu, Y., Ye, L., Qin, H., Hong, X., Ye, J., & Yin, X. (2018). Monthly streamflow forecasting based on hidden Markov model and Gaussian Mixture Regression. *Journal of Hydrology*, 561, 146-159. <https://doi.org/10.1016/j.jhydrol.2018.03.057>
- [60] Castelletti, A., Galelli, S., Restelli, M., & Soncini-Sessa, R. (2010). Tree-based reinforcement learning for optimal water reservoir operation. *Water Resources Research*, 46(9). <https://doi.org/10.1029/2009WR008898>
- [61] Im, D., Choi, S. U., & Choi, B. (2018). Physical habitat simulation for a fish community using the ANFIS method. *Ecological Informatics*, 43, 73-83. <https://doi.org/10.1016/j.ecoinf.2017.09.001>
- [62] Wu, X., Cheng, C., Lund, J. R., Niu, W., & Miao, S. (2018). Stochastic dynamic programming for hydropower reservoir operations with multiple local optima. *Journal of Hydrology*, 564, 712-722. <https://doi.org/10.1016/j.jhydrol.2018.07.026>
- [63] Higashino, M., & Stefan, H. G. (2017). Oxygen uptake prediction in rivers and streams: A stochastic approach. *Journal of Environmental Management*, 203, 200-207. <https://doi.org/10.1016/j.jenvman.2017.07.059>
- [64] Ware, A. (2018). Reliability-constrained hydropower valuation. *Energy Policy*, 118, 633-641.

<https://doi.org/10.1016/j.enpol.2018.03.053>

- [65] Goldschmidt, K. H., & Kumar, S. (2017). Reducing the cost of humanitarian operations through disaster preparation and preparedness. *Annals of Operations Research*. <https://doi.org/10.1007/s10479-017-2587-z>
- [66] Keith, A. J., & Ahner, D. K. (2019). A survey of decision making and optimization under uncertainty. *Annals of Operations Research*, 1-35. <https://doi.org/10.1007/s10479-019-03431-8>
- [67] Peng, S. (2019). *Nonlinear Expectations and Stochastic Calculus under Uncertainty: with Robust CLT and G-Brownian Motion*. Springer-Verlag Berlin Heidelberg.
- [68] Meyer-Gohde, A. (2019). Generalized entropy and model uncertainty. *Journal of Economic Theory*, 183, 312-343. <https://doi.org/10.1016/j.jet.2019.06.004>
- [69] Papayiannis, G. I., & Yannacopoulos, A. N. (2018). Numerical computation of convex risk measures. *Annals of Operations Research*, 260(1-2), 417-435. <https://doi.org/10.1007/s10479-016-2284-3>
- [70] Xu, L., Xu, S., & Yao, D. (2019). Maximizing expected terminal utility of an insurer with high gain tax by investment and reinsurance. *Computers & Mathematics with Applications*. <https://doi.org/10.1016/j.camwa.2019.07.023>