

Stability of Multi-Dimensional Switched Systems with an Application to Open Multi-Agent Systems

Mengqi Xue, Yang Tang, *Senior Member, IEEE*, Wei Ren, *Fellow, IEEE* and Feng Qian

Abstract—Extended from classic switched systems, the multi-dimensional switched system (MDSS) contains subsystems with different state dimensions. In this work, we study the stability problem of the MDSS, whose state transition at each switching instant is characterized by the dimension variation and the state jump, without imposing extra constraint. Based on the proposed transition-dependent average dwell time (TDADT) and the piecewise TDADT methods, along with the proposed parametric multiple Lyapunov functions, sufficient conditions for the practical and the asymptotical stabilities of the MDSS are respectively derived for the MDSS in the presence of unstable subsystems. The stability results for the MDSS are applied to the consensus problem of the open multi-agent system (MAS) which exhibits dynamic circulation behaviors. It is shown that the switching and scale-varying topologies of the open MAS can be effectively captured by the framework of the MDSS.

Index Terms—hybrid systems, open multi-agent systems, switched systems, stability.

I. INTRODUCTION

AS one of the important forks of hybrid systems [1], switched systems [2] have received tremendous attention over the last two decades for their convenience and effectiveness in modeling control systems with abruptly changing dynamics. Representative works, e.g., [3]–[6] had provided essential frameworks and tools, such as the average dwell time (ADT) [4] and the multiple Lyapunov function (MLF) [5] methods, for many subsequent researches on switched systems, e.g., [7]–[14]. In these existing works, a common setting for a switched system is that all its subsystems (switching modes) share the same state dimension. Such a setting renders the switched system an invariant and individual state space structure, which enables one to directly analyze the state evolution of switched systems like traditional non-switched systems. However, the setting of equalized subsystem dimension turns out to be an ideal assumption in practice. When modeling different physical plants, or one plant in different operation status, it may usually need different number of variables to completely but not redundantly describe the dynamics. For example, if regarded as a rigid body, a fixed-wing aircraft usually has 6-degrees-of-freedom (6-DOF, including three translational DOFs and three rotational DOFs) airborne dynamics during the cruise phase, and 3-DOF (including two translational DOFs and one rotational DOF) ground dynamics

during the gliding phase [15]. In multiple flights of an aircraft, it will undergo several transition processes between the cruise phase and the gliding phase. Such transition processes can thus be deemed switchings in a switched system (aircraft) with two switching modes (aircraft in gliding and cruise phases). Clearly, due to the different DOFs the aircraft exhibited in two phases, the number of state variables needed to describe these two switching modes will be different. This consequently yields a switched system composed of switching modes (subsystems) with different dimensions, which we call in this work the multi-dimensional switched system (MDSS).

A pioneering effort on direct analysis of the MDSS was made by [16], in which the terminology of “multi-dimensional multi-mode (M^3D) system” was coined to describe switched systems with different subsystem dimensions. The author later formalized the concept of pseudo-continuity (see Definition 2.1 of [17]) to constrain the state transitions of the M^3D at switching instants, such that a continuous-like state space can be obtained. However, such a property rules out some state transition cases (e.g., transitions from a higher dimensional mode to a lower dimensional one and then back to a higher dimensional one) in order to avoid possible state information losses [17]. This consequently makes such M^3D models incapable of covering all the possible state transitions at a switching instant for an MDSS. Another endeavor involving the application of the MDSS was fulfilled by [18], in which the formation problem was studied for a set of spacecraft with the aid of the state-varying switched system model. The definition for the practical stability of the switched system model was formalized and the stability conditions were derived based on the fixed dwell time method. Although there was no pseudo-continuity specified for the state transitions of the switched system as in [17], it was required that new increased state components be added directly to the end of the original state vector. This rules out other possible dimension increase situations, such as those where the new components are added in between the original state vector. In general, explorations on direct analysis for the MDSS are in an early stage. Given the above results, there are still much room for further investigations. For example, there still lacks a general MDSS model that can describe all the possible state transitions occurring at a switching instant. Besides, the stability problems of the MDSS with unstable subsystems are also open to investigate. These have motivated the corresponding studies of the MDSS in this work.

On the other hand, the switched system methods have long been applied to the multi-agent system (MAS) for years. One of the typical applications pertains to MASs with switching

M. Xue, Y. Tang, and F. Qian are with the Key Laboratory of Advanced Control and Optimization for Chemical Processes, Ministry of Education, East China University of Science and Technology, Shanghai 200237, P.R. China. Email: tangtany@gmail.com, Email:fqian@ecust.edu.cn

W. Ren is with the Department of Electrical and Computer Engineering, University of California, Riverside 92521, USA. Email: ren@ece.ucr.edu

networks (topologies), see e.g., [19]–[25]. It is notable that traditional switching topologies feature the variation in network connections, while the network size is usually considered to be fixed. However, there also exists a peculiar kind of MASs which has switching and size-varying communication networks. The MAS with such properties is called the open MAS [26]. In contrast with its early popularity in the computer community [27], [28], the open MAS has not received much attention until recently in the control community. Generally, an MAS is considered to be “open” if its members exhibit circulation behaviors like entering, leaving and replacing at some specific instants [26], [27]. The initial endeavor made to the consensus problem of the open MAS was fulfilled by [26], in which the authors formally studied the consensus problem of such systems under the gossip algorithm that randomly selecting agent pairs to derive their averages.. To deal with the dimension variations in the network, the “scale-independent” quantities were considered therein as the metrics for consensus errors. The agent circulation was considered to be deterministic, which was also assumed in [29] for the max consensus problem. The result for the consensus of the MAS was further extended by [30] from the deterministic circulation case to the random case. Note that all the aforementioned works established their results based on an implicit assumption that the communication graph is always completely connected, which indicates each pair of agents remain connected. Further, the proportional dynamic consensus problem is studied for the open MASs by [31]. The authors introduced an open distance function to illustrate the consensus error and proposed a formal stability definition for the error trajectories. However, the results were based on the assumption that the considered directed graph is strongly connected every time. In general, although some results have been obtained for the open MASs, they had paid little attention to the underlying interaction topologies of the agent network [26], [30] or only considered some strong graph connectivity conditions [29], [31]. The studies on some more general topology settings are still lacking. In this sense, further investigations on the open MAS, especially on more complex topology conditions, are worthwhile.

As was mentioned above, the open MAS reflects a natural extension of the MAS with traditional switching topologies. This implies the open MAS intrinsically carries the switching properties. These include the switchings caused by both the variations in network connections and the variations in network size. Such features reveal a close connection between the open MAS and the aforementioned MDSS. This thus motivates us to study the consensus problem of the open MAS under the framework of the MDSS.

This paper focuses on the MDSS as well as its application to the open MAS. The main contributions of this paper are listed as follows:

- 1) The MDSS comprising subsystems with different dimensions is considered as a generalization of the classic switched system. The state transition of the MDSS at each switching instant is characterized by the dimension variation and the instantaneous jump of the state. Compared with existing works like [17], [18], there is no extra constraint imposed on the state transition of the

considered MDSS at any switching instant.

- 2) The stability of the MDSS in the presence of unstable switching modes is studied with the aid of the new proposed transition-dependent average dwell-time (TDADT) method, which extends the existing mode-dependent average dwell-time method. Particularly, to handle the issue that conventional MLF method turns out inapplicable to the MDSS with linear subsystem dynamics, a novel parametric MLF that features a time-varying parameter is constructed for the stability analysis.
- 3) As a first attempt, the MDSS is applied to the consensus problem of the open MAS, whose communication topologies are switching and scale-varying due to agent circulation behaviors. Compared with existing works like [26], [31], we allow for the case where the digraphs of some switching topologies of the open MAS are unconnected. The consensus problem of the open MAS with unconnected switching topologies can then be readily casted into the stability problem of the corresponding MDSS with unstable subsystems.

The rest of the paper is organized as follows: Section II gives the system formulation as well as some preliminaries for the MDSS; Section III presents the main results regarding the stability of the MDSS; Section IV introduces the open MAS and analyzes its consensus problem in the MDSS framework, the simulation regarding an open MAS is also conducted; Section V concludes the paper and gives some prospects.

The notations used in this work are summarized as follows: $\mathbf{1}_n$ denotes a vector of dimension n that is fully composed by ones; $\mathbb{B}^{m \times n}$ represents an $m \times n$ binary matrix; \mathbb{R}^n and $\mathbb{R}^{m \times n}$ represent the n -th dimensional Euclidean vector space and $m \times n$ dimensional matrix space, respectively; the n -th dimensional identity matrix is denoted by I_n ; the Kronecker product of matrices A and B is denoted by $A \otimes B$; for any square matrix $R \in \mathbb{R}^{n \times n}$, $\lambda(R)$ denotes the spectrum of R ; $\|\dots\|$ denotes the 2-norm for a matrix or a vector; $\text{Re}(\dots)$ denotes the real part of a complex number; $P > 0$ means that P is real symmetric and positive definite.

II. SYSTEM FORMULATION AND PRELIMINARIES

In this section we will present the formulation of the MDSS. The state transition mechanism at the switching instants will be provided in the meantime. Specifically, some properties of the parameters of the state transition process will be discussed. In addition, some prerequisite concepts will also be presented in this section. Note that in this work we only consider the MDSS in the continuous-time domain.

A. MDSS model

Specifically, given the Zeno-free (finite switchings in a finite time interval) switching signal $\sigma(t)$, $\sigma : \mathbb{R}_{\geq 0} \rightarrow \mathcal{P}$, $\mathcal{P} = \{1, 2, \dots, s\}$, s is a certain positive integer denoting the total number of subsystems, an MDSS with general nonlinear subsystem dynamics or briefly the general nonlinear MDSS can be formulated as follows:

$$\dot{x}_{\sigma(t)}(t) = f_{\sigma(t)}(x_{\sigma(t)}(t)), \quad (1)$$

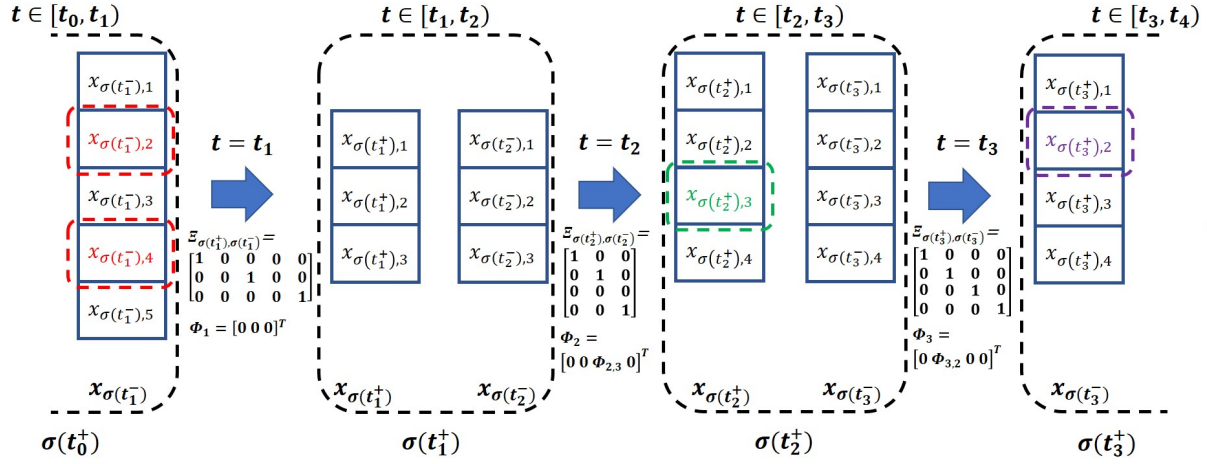


Fig. 1. Illustration of the state transitions at switching instants t_1, t_2, t_3 of an MDSS. The colored dashed box enclosing a state component denotes that this component is trimmed by dimension reduction (red), or generated by dimension expansion (green), or changed by the state impulse (purple). The transition at t_1 features pure dimension reduction on $x_{\sigma(t_1^-),2}$ and $x_{\sigma(t_1^-),4}$, while the other state components of $x_{\sigma(t_1^-)}$ remain unchanged in value; the transition at t_2 features pure dimension expansion between $x_{\sigma(t_2^-),2}$ and $x_{\sigma(t_2^-),3}$, in which the new inserted state component $x_{\sigma(t_2^+),3}$ is assigned a value of $\Phi_{2,3}$ while the values of all the state components of $x_{\sigma(t_2^-)}$ remain unchanged; the transition at t_3 does not exhibit any change in dimension but it features a pure impulse brought by $\Phi_{3,2}$ on $x_{\sigma(t_3^-),2}$ that yields $x_{\sigma(t_3^+),2}$ with a different value, while the other state components of $x_{\sigma(t_3^-)}$ remain unchanged in value.

where $x_{\sigma(t)}(t) = [x_{\sigma(t),1}(t), x_{\sigma(t),2}(t), \dots, x_{\sigma(t),n_{\sigma(t)}}(t)]^T \in \mathbb{R}^{n_{\sigma(t)}}$ is the state vector, $x_{\sigma(t),i}(t) \in \mathbb{R}$ is the i th state component of $x_{\sigma(t)}(t)$, $i \in \{1, \dots, n_{\sigma(t)}\}$, with the assumption that $n_{\phi} < +\infty$ for any $\phi \in \mathcal{P}$. Note that in the following the argument t may be omitted for brevity. $f_{\sigma(t)} : \mathbb{R}^{n_{\sigma(t)}} \rightarrow \mathbb{R}^{n_{\sigma(t)}}$ is locally Lipschitz w.r.t. $x_{\sigma(t)}(t)$ for each $\phi \in \mathcal{P}$ and it is assumed that $f_{\phi}(0) = 0, \forall \phi \in \mathcal{P}$. Hence, the stability of subsystem ϕ discussed in this work is w.r.t. its equilibrium 0. The switching signal $\sigma(t)$ is a piecewise right continuous function and we denote the k -th switching instant as t_k , $k = 1, 2, \dots$. Specifically, for all $\phi \in \mathcal{P}$, we assign those corresponding to unstable equilibrium of $f_{\phi}(t, x_{\phi})$ to the set \mathcal{P}_u and those corresponding to the stable equilibrium to the set \mathcal{P}_s such that $\mathcal{P}_u \cap \mathcal{P}_s = \emptyset$, and $\mathcal{P}_u \cup \mathcal{P}_s = \mathcal{P}$.

For the MDSS with linear subsystem dynamics or briefly the linear MDSS, the following model is considered:

$$\dot{x}_{\sigma(t)}(t) = (A_{\sigma(t)} + B_{\sigma(t)}K_{\sigma(t)})x_{\sigma(t)}(t), \quad (2)$$

where $A_{\sigma(t)} \in \mathbb{R}^{n_{\sigma(t)} \times n_{\sigma(t)}}$, $B_{\sigma(t)} \in \mathbb{R}^{n_{\sigma(t)} \times r}$, $K_{\sigma(t)} \in \mathbb{R}^{r \times n_{\sigma(t)}}$.

Remark 1: It can be seen from the above that the entire state space of an MDSS is comprised by multiple state spaces with different structures. Such a feature makes the state evolution of the MDSS much more difficult to analyze than the classic one. Consequently, one may prefer to circumvent direct analysis of such a kind of switched systems by converting them into classic forms. Intuitively, there can be two methods of performing such conversion. The first is to apply the model reduction technique to each subsystem such that all the reduced-order models are with the state dimension [32]. Obviously, this comes at the cost of losing part of the system information. The second is to add extra components to the state vector of the subsystem with a lower dimension, such that the dimension of the new state equals those with the highest

dimension [33]. Compared with the first method, the second method does not suffer the loss of information. However, the introduced redundant components may potentially cause an unnecessary increase of computation burdens, besides, it is also inapplicable to the case where the highest dimension is unknown or unfixed. Given the above issues, it is thus significant to focus on direct analysis of the MDSS.

As is shown by (1), the MDSS generalizes the classic switched systems by allowing each subsystem to have its unique state dimension. It can be seen later that such a feature will make the state transitions of the MDSS at certain switching instants distinct from those of the classic switched systems.

B. State transition mechanism at switching instants

For a classic impulse-free switched system as in [4], its state transition at any switching instant t_k is considered to be continuous, that is

$$x(t_k^+) = x(t_k^-). \quad (3)$$

Clearly, the relation exhibited by (3) would not be the case for the MDSS (1) due to the non-identical nature in the dimension of different subsystems. On the other hand, even for the case where there is no dimension difference between any pair of subsystems, the relation (3) could not hold if there exist state jumps at the switching instant (cf., the impulsive switched systems [34]). It is thus critical to characterize both the dimension variations and the state jumps for the MDSS to illustrate its state transition at any switching instant. To this end, we formulate the state transition of (1) at the switching instant t_k as the following form:

$$x_{\sigma(t_k^+)}(t_k^+) = \Xi_{\sigma(t_k^+), \sigma(t_k^-)} x_{\sigma(t_k^-)}(t_k^-) + \Phi_k, \quad (4)$$

where $\Xi_{\sigma(t_k^+), \sigma(t_k^-)} \in \mathbb{B}^{n_{\sigma(t_k^+)} \times n_{\sigma(t_k^-)}}$ and $\Phi_k \in \mathbb{R}^{n_{\sigma(t_k^+)}}$ are called the *transition matrix* and the *impulse vector*, respectively. The transition matrix $\Xi_{\sigma(t_k^+), \sigma(t_k^-)}$ is a 0-1 matrix that indicates the dimension variation (reduction or expansion) of the state at t_k . Specifically, it can be derived by removing rows from (dimension reduction) or by adding zero rows to (dimension expansion) specific positions of an identity matrix $I_{n_{\sigma(t_k^-)}}$. On the other hand, the impulse vector Φ_k is a real vector indicating the value changes of $x_{\sigma(t)}$ at any t_k . It yields two types of changes, i.e., the changes caused by initial value assignment for the new expanded state components and the changes caused by of instant jumps of the intact state components. In addition, assume that $\|\Phi_k\| \leq \bar{\Phi}$, where $\bar{\Phi} > 0$ is a certain constant. An illustration of the state transition (4) characterized by $\Xi_{\sigma(t_k^+), \sigma(t_k^-)}$ and Φ_k at some switching instants of an MDSS is provided in Fig. 1 (see the caption for detailed descriptions).

Remark 2: It can be readily seen from (4) that the presence of $\Xi_{\sigma(t_k^+), \sigma(t_k^-)} \neq I_{n_{\sigma(t_k^-)}}$ or $\Phi_k \neq 0$ makes the state transition of the MDSS (1) at any t_k discontinuous, since in this case $\Delta x_{\sigma(t_k)}(t_k) \triangleq x_{\sigma(t_k^+)}(t_k^+) - x_{\sigma(t_k^-)}(t_k^-) = (\Xi_{\sigma(t_k^+), \sigma(t_k^-)} - I_{n_{\sigma(t_k^-)}})x_{\sigma(t_k^-)}(t_k^-) + \Phi_k \neq 0$. In particular, the continuous state transition (3) will be obtained if there hold $\Xi_{\sigma(t_k^+), \sigma(t_k^-)} = I_{n_{\sigma(t_k^-)}}$ and $\Phi_k = 0$ for some t_k .

Next, we will further investigate the evolution properties of the impulse vector Φ_k w.r.t. the switching instant t_k , which turn out to be pivotal in the stability analysis of the MDSS.

C. State dependency of impulses

Aside from the dimension variation that brings discontinuity to the state transition (4) of the MDSS (1), the state jump carried by Φ_k also plays a vital role in bringing such discontinuity. If regarding such discontinuity of (4) as an impulsive effect on the state, then one can readily conclude from (4) that Φ_k brings the state impulse that could be independent of the value of the state $x_{\sigma(t_k^-)}(t_k^-)$. In contrast, the state impulse brought by the pure dimension variation must depend on the value of $x_{\sigma(t_k^-)}(t_k^-)$ since there holds $\Delta x_{\sigma(t_k)}(t_k) = (\Xi_{\sigma(t_k^+), \sigma(t_k^-)} - I_{n_{\sigma(t_k^-)}})x_{\sigma(t_k^-)}(t_k^-)$ for $\Phi_k = 0$. Therefore, by (4) it is straightforward that the state dependency of the impulse $\Delta x_{\sigma(t_k)}(t_k)$ will rely solely on the state dependency of the impulse vector Φ_k .

For the *state-independent* Φ_k , its value only relies on the switching instant t_k , i.e., there is no explicit relationship between Φ_k and $x_{\sigma(t_k^-)}(t_k^-)$. This indicates the state impulse $\Delta x_{\sigma(t_k)}(t_k) = (\Xi_{\sigma(t_k^+), \sigma(t_k^-)} - I_{n_{\sigma(t_k^-)}})x_{\sigma(t_k^-)}(t_k^-) + \Phi_k$ does not fully rely on the state $x_{\sigma(t_k^-)}(t_k^-)$. Note that in this case, Φ_k can be deemed *unknown* except the upper bound of its norm $\bar{\Phi}$.

For the *state-dependent* Φ_k on the other hand, besides the switching instant t_k , its value will further rely on the value of $x_{\sigma(t_k^-)}(t_k^-)$. This will imply an explicit relation between Φ_k and $x_{\sigma(t_k^-)}(t_k^-)$. Specifically, we define the following for the

state-dependent Φ_k that relies on $x_{\sigma(t_k^-)}(t_k^-)$:

$$\Phi_k = \hat{\Xi}_{\sigma(t_k^+), \sigma(t_k^-)} x_{\sigma(t_k^-)}(t_k^-), \quad (5)$$

in which $\hat{\Xi}_{\sigma(t_k^+), \sigma(t_k^-)} \in \mathbb{R}^{n_{\sigma(t_k^+)} \times n_{\sigma(t_k^-)}}$ is a real matrix. As a result, the state transition (4) with state-dependent Φ_k as defined in (5) can be rewritten as:

$$x_{\sigma(t_k^+)}(t_k^+) = \check{\Xi}_{\sigma(t_k^+), \sigma(t_k^-)} x_{\sigma(t_k^-)}(t_k^-), \quad (6)$$

where $\check{\Xi}_{\sigma(t_k^+), \sigma(t_k^-)} = \Xi_{\sigma(t_k^+), \sigma(t_k^-)} + \hat{\Xi}_{\sigma(t_k^+), \sigma(t_k^-)}$.

Remark 3: A state-dependent Φ_k as defined in (5) is derived from $x_{\sigma(t_k^-)}(t_k^-)$ via a linear map that features the matrix $\hat{\Xi}_{\sigma(t_k^+), \sigma(t_k^-)}$. Note that (5) actually rules out the case in which the state transition is from a zero state to a non-zero one. This indicates that the impulse will remain zero once the state reaches zero. The impulse with such a property (zero at zero) is commonly adopted to obtain asymptotical convergence performance for the impulsive systems in the related literature, see e.g., [35].

In the upcoming analysis, we shall see that these different types of state impulses will result in different stability performance of the MDSS (1).

D. Preliminaries

Some definitions regarding the MDSS (1) will be presented in this subsection as preliminaries for further analysis.

Definition 1: An MDSS (1) satisfying (4) is said to be globally uniformly practically stable (GUPS), if there exist a class \mathcal{KL} function β and a constant $\epsilon \geq 0$ such that

$$\|x_{\sigma(t)}(t)\| \leq \beta(\|x_{\sigma(t_0)}(t_0)\|, t - t_0) + \epsilon, \quad \forall t \geq t_0, \quad (7)$$

for any $x_{\sigma(t_0)}(t_0)$, where ϵ is called the ultimate bound of $x_{\sigma(t)}(t)$ as $t \rightarrow +\infty$. Particularly, if one has $\epsilon \equiv 0$, then (1) is said to be globally uniformly asymptotically stable (GUAS).

Remark 4: Note that the above definition for the practical stability (7) of the MDSS is similar in form to the one proposed in [18, Definition 1]. The difference lies in that the requirement of the boundedness therein is replaced by the stricter ultimate boundedness.

Next, for the switching signal $\sigma(t)$ of (1) with the state-transition mechanism (4), we will introduce the following concepts of the TDADT as the extension of the mode-dependent average dwell time (MDADT) proposed in [14]. Note that similar to [14], the new concepts will also be presented in the sense of the slow switching and the fast switching, respectively.

Definition 2: On a given time interval $[t_0, t_f]$, $t_f > t_0 \geq 0$ and for any $\phi \in \mathcal{P}_s$ with its precedent mode $\hat{\phi} \in \mathcal{P}$ ($\phi \neq \hat{\phi}$), denote the total number of switchings from $\hat{\phi}$ to ϕ as $N_{\phi, \hat{\phi}}(t_0, t_f)$ and denote the total active duration of mode ϕ whose precedent mode is $\hat{\phi}$ as $T_{\phi, \hat{\phi}}(t_0, t_f)$. If there exist constants $\hat{N}_{\phi, \hat{\phi}}$ and $\tau_{\phi, \hat{\phi}}$ such that

$$N_{\phi, \hat{\phi}}(t_0, t_f) \leq \hat{N}_{\phi, \hat{\phi}} + \frac{T_{\phi, \hat{\phi}}(t_0, t_f)}{\tau_{\phi, \hat{\phi}}}, \quad (8)$$

then $\tau_{\phi, \hat{\phi}}$ is called the TDADT of the slow-switching signal $\sigma(t)$.

Remark 5: It can be seen from the above that the TDADT is regarding a certain switching mode pair associated with the corresponding state transition (4) (hence the name “transition-dependent”). The TDADT extends the concept of the MDADT, which is solely bound to a certain switching mode without considering its precedent mode through the corresponding state transition, see [8], [14].

Definition 3: On a given time interval $[t_0, t_f]$, $t_f > t_0 \geq 0$ and for any $\phi \in \mathcal{P}_u$ with its precedent mode $\hat{\phi} \in \mathcal{P}$ ($\phi \neq \hat{\phi}$), denote the total number of switchings from $\hat{\phi}$ to ϕ as $N_{\phi, \hat{\phi}}(t_0, t_f)$ and denote the total active duration of mode ϕ whose precedent mode is $\hat{\phi}$ as $T_{\phi, \hat{\phi}}(t_0, t_f)$. If there exist constants $\hat{N}_{\phi, \hat{\phi}}$ and $\tau_{\phi, \hat{\phi}}$ such that

$$N_{\phi, \hat{\phi}}(t_0, t_f) \geq \hat{N}_{\phi, \hat{\phi}} + \frac{T_{\phi, \hat{\phi}}(t_0, t_f)}{\tau_{\phi, \hat{\phi}}}, \quad (9)$$

then $\tau_{\phi, \hat{\phi}}$ is called the TDADT of the fast-switching signal $\sigma(t)$.

Remark 6: The TDADT defined for the fast-switching signal is an extension of the “fast MDADT” proposed by [14], in which the authors use such a concept of the fast MDADT to characterize the duration property of the unstable modes activated in a switched system.

Based on the notion of the TDADT, we further introduce the following concept as another description method for a switching signal.

Definition 4: On given time interval $[t_0, t]$, $0 \leq t_0 < t < +\infty$: for a certain k -th switching instant $t_k \in (t_0, t)$, $\forall k = 1, 2, \dots, N(t_0, t)$, we define the following

$$\tau_{\phi, \hat{\phi}}(t_k, t) = \frac{T_{\phi, \hat{\phi}}(t_k, t)}{N_{\phi, \hat{\phi}}(t_k, t)}, \quad (10)$$

as the piecewise TDADT of $\sigma(t)$, in which $N_{\phi, \hat{\phi}}(t_k, t)$ denotes the total number of switchings from $\hat{\phi}$ to ϕ on $[t_k, t]$, $\phi, \hat{\phi} \in \mathcal{P}$. Denote the total number of switchings over $[t_k, t]$ as $N(t_k, t) = \sum_{\forall \phi, \hat{\phi} \in \mathcal{P}} N_{\phi, \hat{\phi}}(t_k, t)$.

Remark 7: The piecewise TDADT $\tau_{\phi, \hat{\phi}}$ defined above depicts the average activating period of a switching mode ϕ whose precedent mode is $\hat{\phi}$ on the time interval (t_k, t) , $k = 1, 2, \dots, N(t_k, t)$. It is deserved to point out that though such piecewise TDADT has not been formulated in a standard dwell-time manner (cf. (8) and (9)), we still slightly abuse the term of “dwell time” to name it since it plays a similar role to the conventional dwell time framework in the upcoming analysis.

III. STABILITY ANALYSIS FOR MDSS

In this section we will present one of the main results of this work concerning the stability analysis of the MDSS.

Throughout this section, we have the following settings on a given switching signal $\sigma(t)$ on the time interval $[t_0, t_f]$, $0 \leq t_0 < t_f < +\infty$. Denote the k -th switching instant in $[t_0, t_f]$ as t_k , $k = 1, \dots, N(t_0, t_f)$, and assume that $\phi = \sigma(t_k^+)$, $\hat{\phi} = \sigma(t_k^-)$.

A. Stability analysis for general nonlinear MDSS

Theorem 1: Considering (1) satisfying (4) with the switching signal $\sigma(t)$ defined on $[t_0, t_f]$, $0 \leq t_0 < t_f$, if for any $\phi, \hat{\phi} \in \mathcal{P}$, there exist class \mathcal{K}_∞ functions $\underline{\kappa}$, $\bar{\kappa}$; constants $\tilde{\gamma}_\phi$, $\Omega_{\phi, \hat{\phi}} > 0$, $\tilde{\Theta} \geq 0$ and a \mathcal{C}^1 non-negative function $V_\phi(t, x_\phi(t)) : \mathbb{R}_{\geq 0} \times \mathbb{R}^{n_\phi} \rightarrow \mathbb{R}_{\geq 0}$, $\phi \in \mathcal{P}$, such that

$$\underline{\kappa}(\|x_\phi\|) \leq V_\phi(t, x_\phi(t)) \leq \bar{\kappa}(\|x_\phi\|), \quad (11)$$

$$\dot{V}_\phi(t, x_\phi(t)) \leq \tilde{\gamma}_\phi V_\phi(t, x_\phi(t)), \quad (12)$$

$$V_\phi(t_k^+, x_\phi(t_k^+)) \leq \Omega_{\phi, \hat{\phi}} V_{\hat{\phi}}(t_k^-, x_{\hat{\phi}}(t_k^-)) + \tilde{\Theta}, \quad (13)$$

where $\tilde{\gamma}_\phi > 0$, $0 < \Omega_{\phi, \hat{\phi}} < 1$, $\phi \in \mathcal{P}_u$, $\hat{\phi} \in \mathcal{P}$; $\tilde{\gamma}_\phi < 0$, $\Omega_{\phi, \hat{\phi}} > 1$, $\phi \in \mathcal{P}_s$, $\hat{\phi} \in \mathcal{P}$, then the MDSS is GUPS provided that the TDADT and piecewise TDADTs of $\sigma(t)$ satisfy:

if $\phi \in \mathcal{P}_s$, $\hat{\phi} \in \mathcal{P}$,

$$\tau_{\phi, \hat{\phi}} \geq -\frac{\ln \Omega_{\phi, \hat{\phi}}}{\tilde{\gamma}_\phi}, \quad (14)$$

$$\tau_{\phi, \hat{\phi}}(t_j, t) \geq -\frac{\ln \Omega_{\phi, \hat{\phi}}}{\tilde{\gamma}_\phi}, \quad j = 1, 2, \dots, k, \quad (15)$$

if $\phi \in \mathcal{P}_u$, $\hat{\phi} \in \mathcal{P}$,

$$\tau_{\phi, \hat{\phi}} \leq -\frac{\ln \Omega_{\phi, \hat{\phi}}}{\tilde{\gamma}_\phi}, \quad (16)$$

$$\tau_{\phi, \hat{\phi}}(t_j, t) \leq -\frac{\ln \Omega_{\phi, \hat{\phi}}}{\tilde{\gamma}_\phi}, \quad j = 1, 2, \dots, k. \quad (17)$$

The ultimate bound as $t \rightarrow +\infty$ is given by $\epsilon = \underline{\kappa}^{-1}(\tilde{\epsilon})$, in which, $\tilde{\epsilon} = \frac{\tilde{\Theta}}{\Omega} \frac{e^\varsigma}{1-e^\varsigma}$, $\tilde{\Omega} = \min_{\forall \phi \in \mathcal{P}_u, \hat{\phi} \in \mathcal{P}} \Omega_{\phi, \hat{\phi}}$, $\tilde{\Theta} = \max_{\forall \phi, \hat{\phi} \in \mathcal{P}} \tilde{\Theta}$, $\varsigma = \max_j \varsigma^j$, $\varsigma^j = \max_{\forall \phi, \hat{\phi} \in \mathcal{P}} \varsigma_{\phi, \hat{\phi}}^j$, $\varsigma_{\phi, \hat{\phi}}^j = \lim_{t \rightarrow +\infty} \tau_{\phi, \hat{\phi}}(t_j, t) \tilde{\gamma}_\phi + \ln \Omega_{\phi, \hat{\phi}}$, $j = 1, 2, \dots, k$. Particularly, if there holds $\tilde{\Theta} \equiv 0$, then (1) is GUAS given that (14) and (16) are satisfied.

Proof: Throughout this proof, we use $V_{\sigma(t)}(t)$ to denote $V_{\sigma(t)}(t, x_{\sigma(t)}(t))$ for brevity. By integrating (12) on both sides from t_0 to t_{k+1}^- (which indicates the considered integral terminal time $t = t_k^-$ is a general non-switching instant given the right continuity of $\sigma(t)$), and applying (13) at each switching instant t_k , one obtains

$$\begin{aligned} & V_{\sigma(t_{k+1}^-)}(t_{k+1}^-) \\ & \leq e^{\tilde{\gamma}_{\sigma(t_k^+)}(t_{k+1}-t_k)} \left(\Omega_{\sigma(t_k^+), \sigma(t_k^-)} e^{\tilde{\gamma}_{\sigma(t_{k-1}^+)}(t_k-t_{k-1})} \right. \\ & \quad \times V_{\sigma(t_{k-1}^+)}(t_{k-1}^+) + \tilde{\Theta} \Big), \\ & \leq e^{\tilde{\gamma}_{\sigma(t_k^+)}(t_{k+1}-t_k)} \left(\Omega_{\sigma(t_k^+), \sigma(t_k^-)} \Omega_{\sigma(t_{k-1}^+), \sigma(t_{k-1}^-)} \right. \\ & \quad \times e^{\tilde{\gamma}_{\sigma(t_{k-1}^+)}(t_k-t_{k-1})} e^{\tilde{\gamma}_{\sigma(t_{k-2}^+)}(t_{k-1}-t_{k-2})} V_{\sigma(t_{k-2}^+)}(t_{k-2}^+) \\ & \quad \left. + \Omega_{\sigma(t_k^+), \sigma(t_k^-)} e^{\tilde{\gamma}_{\sigma(t_{k-1}^+)}(t_k-t_{k-1})} \tilde{\Theta} + \tilde{\Theta} \right), \\ & \dots \\ & \leq e^{\sum_{j=0}^{k-1} \left(\ln \Omega_{\sigma(t_{k-j}^+), \sigma(t_{k-j}^-)} + \tilde{\gamma}_{\sigma(t_{k-j}^+)}(t_{k-j+1}-t_{k-j}) \right)} e^{\tilde{\gamma}_{\sigma(t_0^+)}(t_1-t_0)} \\ & \quad \times V_{\sigma(t_0^+)}(t_0^+) \end{aligned}$$

$$+ \sum_{\nu=0}^{k-1} \left(\frac{\tilde{\Theta} e^{\sum_{j=0}^{\nu} (\ln \Omega_{\sigma(t_{k-j}^+), \sigma(t_{k-j}^-)} + \tilde{\gamma}_{\sigma(t_{k-j}^+)}(t_{k-j+1} - t_{k-j}))}}{\Omega_{\sigma(t_{k-\nu}^+), \sigma(t_{k-\nu}^-)}} \right). \quad (18)$$

For (18), grouping the terms w.r.t. the same mode pair $\phi, \hat{\phi} \in \mathcal{P}$, $\phi \neq \hat{\phi}$ together, then by applying (8) and (9) one has:

$$V_{\sigma(t_{k+1}^-)}(t_{k+1}^-) \leq e^{\sum_{\phi, \hat{\phi} \in \mathcal{P}} (\tilde{\gamma}_{\phi} \tau_{\phi, \hat{\phi}} + \ln \Omega_{\phi, \hat{\phi}}) N_{\phi, \hat{\phi}}(t_0, t_{k+1})} \times e^{\tilde{\gamma}_{\sigma(t_0^+)}(t_1 - t_0)} V_{\sigma(t_0^+)}(t_0^+) + \frac{\tilde{\Theta}}{\tilde{\Omega}} \tilde{\Lambda}_k, \quad (19)$$

where

$$\tilde{\Lambda}_k = \sum_{j=1}^k e^{\sum_{\phi, \hat{\phi} \in \mathcal{P}} (\tilde{\gamma}_{\phi} T_{\phi, \hat{\phi}}(t_{k-j+1}, t_{k+1}) + \ln \Omega_{\phi, \hat{\phi}}^{N_{\phi, \hat{\phi}}(t_{k-j+1}, t_{k+1})})}. \quad (20)$$

In the above, $\tilde{\Omega} = \min_{\phi, \hat{\phi} \in \mathcal{P}} \Omega_{\phi, \hat{\phi}}$. Note that in general, the summation term (20) in (19) will become a non-negative infinite series as $t_{k+1} \rightarrow +\infty$. It is because $t_{k+1} \rightarrow +\infty$ would imply $k \rightarrow +\infty$ if one rules out a trivial case that there are finite number of switchings in an infinite time interval. In addition, define $\varsigma_{\phi, \hat{\phi}}^j = \lim_{t \rightarrow +\infty} \tau_{\phi, \hat{\phi}}(t_j, t) \tilde{\gamma}_{\phi} + \ln \Omega_{\phi, \hat{\phi}}$, $j = 1, 2, \dots, k$. Clearly, it can be concluded from (15) and (17) that $\varsigma_{\phi, \hat{\phi}}^j \leq 0$, $\forall \phi, \hat{\phi} \in \mathcal{P}$. Then with (10) applied one can readily obtain the following limit for (20):

$$\begin{aligned} \lim_{k \rightarrow +\infty} \tilde{\Lambda}_k &= \lim_{k \rightarrow +\infty} \sum_{j=1}^k e^{\sum_{\phi, \hat{\phi} \in \mathcal{P}} \varsigma_{\phi, \hat{\phi}}^j N_{\phi, \hat{\phi}}(t_{k-j+1}, t_{k+1})} \\ &\leq \lim_{k \rightarrow +\infty} \sum_{j=1}^k e^{\varsigma^j N(t_{k-j+1}, t_{k+1})} \\ &= \lim_{k \rightarrow +\infty} \sum_{j=1}^k e^{j\varsigma} = \frac{e^{\varsigma}}{1 - e^{\varsigma}}, \end{aligned} \quad (21)$$

where $\varsigma = \max_{\forall j} \varsigma^j$, $\varsigma^j = \max_{\phi, \hat{\phi} \in \mathcal{P}} \varsigma_{\phi, \hat{\phi}}^j$. Then it follows from (19) and (21) that with conditions (14), (16) applied, $\lim_{t \rightarrow +\infty} V_{\sigma(t)}(t) \leq \tilde{\epsilon}$, where $\tilde{\epsilon} = \frac{\tilde{\Theta}}{\tilde{\Omega}} \frac{e^{\varsigma}}{1 - e^{\varsigma}}$. By (11), it implies that $\lim_{t \rightarrow +\infty} \|x_{\sigma(t)}(t)\| \leq \kappa^{-1}(\tilde{\epsilon}) > 0$. Recalling Definition 1, one concludes that the MDSS (1) is GUPS, and $\epsilon = \kappa^{-1}(\tilde{\epsilon})$. In particular, if there holds $\tilde{\Theta} \equiv 0$, then condition (13) becomes $V_{\phi}(t_k^+, x_{\phi}(t_k^+)) \leq \Omega_{\phi, \hat{\phi}} V_{\hat{\phi}}(t_k^-, x_{\hat{\phi}}(t_k^-))$. It then follows from (19) that with (14) and (16) satisfied, $\lim_{t_k \rightarrow +\infty} V_{\sigma(t_k)}(t_k) = 0$. By (11), this further indicates $\lim_{t_k \rightarrow +\infty} \|x_{\sigma(t_k)}(t_k)\| = 0$, which implies that (1) is GUAS. ■

Remark 8: Theorem 1 provides essential stability conditions for a general nonlinear MDSS (1) under the TDADT framework. However, Theorem 1 turns out to be trivial in practice since it assumes in advance the existence of $V_{\phi}(t, x_{\phi}(t))$ for any ϕ that satisfies (11), (12) and (13) without providing an explicit method of finding such a kind of functions. Moreover, a general nonlinear model as (1) usually provides limited structural information for constructing a specific $V_{\phi}(t, x_{\phi}(t))$. Therefore, in the next section we will consider the MDSS with linear subsystems (2) for an explicit seek of the functions.

B. Parametric multiple Lyapunov functions

1) Difficulties in applying classic multiple Lyapunov functions

In studies on the stability problems of classic switched linear systems, the methods of multiple Lyapunov functions (MLFs) with piecewise quadratic forms [36] are vastly employed. For example, given a classic switched linear system $\dot{x}(t) = A_{\delta(t)}x(t)$, $\delta : \mathbb{R}_{\geq 0} \rightarrow \mathcal{W} = \{1, 2, \dots, \iota\}$, ι is the total number of switching modes, an MLF can be constructed for any t as $V_{\delta(t)}(t) = x^T(t)P_{\delta(t)}x(t)$, in which $P_{\delta(t)}$ is a positive definite matrix. In most literature applying such MLF methods, a condition similar to (13) is usually involved, that is, at any switching instant t_k , there exists $\mu > 0$ such that $V_{\delta(t_k)}(t_k) \leq \mu V_{\delta(t_k^-)}(t_k^-)$ holds. Given the MLF mentioned above, such a condition in fact boils down to a linear matrix inequality (LMI), i.e., $P_{\varphi} \leq \mu P_{\hat{\varphi}}$, $\hat{\varphi} \neq \varphi$, $\forall \hat{\varphi}, \varphi \in \mathcal{W}$. Based on this LMI condition, the stability of the classic switched linear systems, even those with unstable subsystems, can be ensured with the aid of various dwell-time approaches, such as the MDADT method [8], [14]. However, if taking the same MLF form for the considered linear MDSS (2), then the above LMI conditions will be unable to establish due to the different dimensions of P_{ϕ} for different $\phi \in \mathcal{P}$. It thus entails extensions of the conventional MLF methods such that they can adapt to the MDSS structure and can also be capable of dealing with the presence of the unstable subsystems.

To tackle the above issues, in this section we will propose a kind of MLFs with a variant parameter called the *parametric MLF* for the stability analysis of the linear MDSS (2).

2) Construction of parametric multiple Lyapunov functions

Specifically, for any $t \in [t_k, t_{k+1})$, $k = 1, 2, \dots, N(t_0, t_f)$, the *parametric MLF* for the linear MDSS (2) can be constructed as

$$V_{\sigma(t_k)}(t, x_{\sigma(t_k)}(t)) = \eta(t) x_{\sigma(t_k)}^T(t) P_{\sigma(t_k)} x_{\sigma(t_k)}(t), \quad (22)$$

where the time-varying parameter $\eta(t)$ is a bounded piecewise constant function, i.e., $\forall t \in [t_k, t_{k+1})$, $\eta(t) = \eta_k \in [\underline{\eta}, \bar{\eta}] \subset (0, +\infty)$, where $\eta_k > 0$ is a constant related to the switching instant t_k , $\underline{\eta}$ and $\bar{\eta}$ are certain positive constants. P_{ϕ} is a positive definite matrix related to the dynamics of (2), $\forall \phi \in \mathcal{P}$. Clearly, it can be seen from (22) that $V_{\sigma(t_k)}(t, x_{\sigma(t_k)}(t))$ satisfies (11). Then, by (4) one has the following at any switching instant t_k :

$$\|x_{(\sigma(t_k^+))}(t_k^+)\|^2 \leq 2\|\Xi_{\sigma(t_k^+), \sigma(t_k^-)}\|^2 \|x_{(\sigma(t_k^-))}(t_k^-)\|^2 + 2\|\Phi_k\|^2, \quad (23)$$

$$V(t_k^+, x_{\sigma(t_k^+)}(t_k^+)) \leq \Omega_{\sigma(t_k^+), \sigma(t_k^-)} V(t_k^-, x_{(\sigma(t_k^-))}(t_k^-)) + \tilde{\Theta}, \quad (24)$$

where, setting $\phi = \sigma(t_k^+)$, $\hat{\phi} = \sigma(t_k^-)$ and $\Gamma_{\phi, \hat{\phi}} = \{k | \sigma(t_{k-1}) = \hat{\phi}, \sigma(t_k) = \phi\}$, then with $\|\Xi_{\phi, \hat{\phi}}\| \equiv 1$, $\|\Phi_k\| \leq \bar{\Phi}$ one gets

$$\begin{cases} \Omega_{\phi, \hat{\phi}} = \max_{\forall k \in \Gamma_{\phi, \hat{\phi}}} \left(\frac{2\eta_k \lambda_{\max}(P_{\phi})}{\eta_{k-1} \lambda_{\min}(P_{\hat{\phi}})} \right), & \tilde{\Theta} = \tilde{\vartheta}, & \Phi_k \text{ not s.t. (5),} \\ \Omega_{\phi, \hat{\phi}} = \max_{\forall k \in \Gamma_{\phi, \hat{\phi}}} \left(\frac{2\eta_k \lambda_{\max}(P_{\phi})}{\eta_{k-1} \lambda_{\min}(P_{\hat{\phi}})} \Upsilon \right), & \tilde{\Theta} = 0, & \Phi_k \text{ s.t. (5),} \end{cases} \quad (25)$$

where $\tilde{\gamma} = 2\bar{\eta} \max_{\phi \in \mathcal{P}} \lambda_{\max}(P_{\phi}) \|\tilde{\Phi}\|^2$, $\Gamma_{\phi, \hat{\phi}} = \{k | \sigma(t_{k-1}) = \hat{\phi}, \sigma(t_k) = \phi\}$, $\Upsilon = \max(1, \max_{\phi, \hat{\phi} \in \mathcal{P}} \|\tilde{\Xi}_{\phi, \hat{\phi}}\|^2)$. It can then be seen that (24) is consistent in form with (13) of Theorem 1, whereas the condition $0 < \Omega_{\phi, \hat{\phi}} < 1$, $\phi \in \mathcal{P}_u$ cannot be ensured through (25) without knowing the evolution of $\eta(t)$ at each switching instant. Hence, we propose the following procedure for the update of $\eta(t)$ at each t_k .

Procedure 1 (Update of $\eta(t)$ at $t_k \in [t_0, t_f]$ given $\sigma(t) \in \tilde{\Psi}_{\sigma}$):

Step 1: $k \leftarrow 0$, initialize $\eta(t_0) = \eta_0 > 0$; $\chi_{\phi, \hat{\phi}} \in (0, 1)$, $\forall \phi \in \mathcal{P}_u$, $\forall \hat{\phi} \in \mathcal{P}_s$, go to Step 2;

Step 2: $k \leftarrow k + 1$, $\eta_k \leftarrow \eta_{k-1}$, if $k \geq N(t_0, t_f)$, go to Step 6;

Step 3: If $\sigma(t_k^+) \in \mathcal{P}_u$ and $\Omega_{\sigma(t_k^+), \sigma(t_{k-1}^+)} \geq 1$, go to Step 4; else if $\sigma(t_k^+) \in \mathcal{P}_s$ and $\sigma(t_{k-1}^+) \in \mathcal{P}_u$ and $k > 1$ go to Step 5; else go to Step 2;

Step 4: $\eta_k \leftarrow \chi_{\sigma(t_k^+), \sigma(t_{k-1}^+)} \eta_k / \Omega_{\sigma(t_k^+), \sigma(t_{k-1}^+)}$, go to Step 2;

Step 5: $\eta_k \leftarrow \frac{\chi_{\sigma(t_{k-1}^+), \sigma(t_{k-2}^+)} \lambda_{\min}(P_{\sigma(t_{k-2}^+)})}{\chi_{\sigma(t_k^+), \sigma(t_{k-1}^+)} \lambda_{\min}(P_{\sigma(t_{k-1}^+)})}$, go to Step 2;

Step 6: Output $\eta(t)$, exit.

Remark 9: Note that in Procedure 1 we assume the switching signal of (2) to satisfy the “quasi-alternative” property [37], i.e., for any switching instant t_k of the switching signal $\sigma(t)$ of (2), if $\sigma(t_{k-1}^+) \in \mathcal{P}_u$, then $\sigma(t_k^+) \in \mathcal{P}_s$. Denote the set of the quasi-alternative switching signals as $\tilde{\Psi}_{\sigma}$. As was pointed out in [37], a quasi-alternative switching signal rules out the switchings between two unstable modes. Such a setting ensures that the unstable dynamics of a switching mode can immediately be compensated by the stable dynamics of the following stable mode. Note that in some related works like [14], such a setting was also implicitly adopted for dealing with the stability of switched systems with unstable subsystems satisfying various dwell-time conditions.

Remark 10: The parametric MLF features a variant parameter $\eta(t)$ subjected to Procedure 1. It can be readily seen that if $\eta(t) \equiv 1$, the parametric MLF will reduce to the classic quadratic MLF. The decrease update of η_k (Step 4) at the switching from a stable mode to an unstable one ensures that the condition $0 < \Omega_{\phi, \hat{\phi}} < 1$ in (13) can always be satisfied. However, a pure decrease update would potentially drive η_k towards 0 as $k \rightarrow +\infty$, which would make the parametric MLF trivial to use. To avoid this issue, the switching signal here for (2) is thus required to satisfy $\sigma(t) \in \tilde{\Psi}_{\sigma}$, i.e., an unstable mode must be followed by a stable mode. In this case, once a decrease update of $\eta(t)$ is made at a switching instant, an increase update (Step 5) which is identical in quantity to the decrease update will be made immediately at the next switching instant. Such a procedure confines the value of $\eta(t)$ to a bounded range, which can be determined by $[\eta_0 \min_{\phi, \hat{\phi} \in \mathcal{P}} \chi_{\phi, \hat{\phi}} / (2 \max_{\phi, \hat{\phi} \in \mathcal{P}} \lambda_{\max}(P_{\phi}) / \lambda_{\min}(P_{\hat{\phi}})), \eta_0]$. This implies $\underline{\eta} = \eta_0 \min_{\phi, \hat{\phi} \in \mathcal{P}} \chi_{\phi, \hat{\phi}} / (2 \max_{\phi, \hat{\phi} \in \mathcal{P}} \lambda_{\max}(P_{\phi}) / \lambda_{\min}(P_{\hat{\phi}}))$, $\bar{\eta} = \eta_0$. Note that the above are derived with the fact that $\max_{\phi, \hat{\phi} \in \mathcal{P}} \lambda_{\max}(P_{\phi}) / \lambda_{\min}(P_{\hat{\phi}}) > 1$ and $\tilde{\Upsilon} \geq 1$. In addition, $\chi_{\phi, \hat{\phi}}$, $\forall \phi, \hat{\phi} \in \mathcal{P}$ are prescribed positive constant related to

the bounds of the (piecewise) TDADT in (14) to (17).

Given the parametric MLF satisfying Procedure 1, we are in the position of presenting stability conditions for the linear MDSS (2) under the switching signal $\sigma(t) \in \tilde{\Psi}_{\sigma}$.

C. Stabilization for linear MDSS

With the above definition given, the following theorem ensures the practical and asymptotical stabilities of (2) under the stabilizing effect of the quasi-alternative switching signals, corresponding to the cases where Φ_k is state-independent and state-dependent, respectively.

Theorem 2: Consider (2) with state transition (4) at any $t_k \in [t_0, t_f]$. If for given $\eta_0 > 0$, $\chi_{\phi, \hat{\phi}} \in (0, 1)$, $\phi \in \mathcal{P}_u$, $\hat{\phi} \in \mathcal{P}_s$, and $\forall t \in [t_k, t_{k+1})$, there exist $\eta_k > 0$, $k = 1, 2, \dots, N(t_0, t_f)$ output by Procedure 1 and there exists $P_{\phi} \in \mathbb{R}^{n_{\phi} \times n_{\phi}}$ such that (25) holds and $\tilde{\gamma}_{\phi} = -\lambda_{\max}(P_{\phi})^{-1} + 2\gamma_{\phi} < 0$, $\gamma_{\phi} \in (\max_j \text{Re}(\lambda_j(A_{\phi} + B_{\phi}K_{\phi})), 0)$, $\phi \in \mathcal{P}_s$; $\tilde{\gamma}_{\phi} = 2\gamma_{\phi} > 0$, $\gamma_{\phi} \in (\max_j \text{Re}(\lambda_j(A_{\phi} + B_{\phi}K_{\phi})), +\infty)$, $\phi \in \mathcal{P}_u$, then for state-independent Φ_k , (2) is GUPS under the switching signal $\sigma(t) \in \tilde{\Psi}_{\sigma}$ that satisfies (14)-(17), with the ultimate bound given by $\epsilon = \tilde{\epsilon} \eta^{-1} \max_{\phi \in \mathcal{P}} (1/\lambda_{\min}(P_{\phi}))$, $\underline{\eta} = \eta_0 \min_{\phi, \hat{\phi} \in \mathcal{P}} \chi_{\phi, \hat{\phi}} / (2 \max_{\phi, \hat{\phi} \in \mathcal{P}} \lambda_{\max}(P_{\phi}) / \lambda_{\min}(P_{\hat{\phi}}))$, $\tilde{\epsilon}$ is given by Theorem 1. Particularly, if Φ_k satisfies (5), i.e., state-dependent, then (2) is GUAS under the switching signal $\sigma(t) \in \tilde{\Psi}_{\sigma}$ that satisfies (14) and (16).

Proof: For $\sigma(t) \in \tilde{\Psi}_{\sigma}$ and any $t \in [t_k, t_{k+1})$, $k = 0, 1, \dots, N(t_0, t_f)$, construct the parametric MLF for (2) as in (22), in which $P_{\sigma(t_k)}$ is the solution to the following equation:

$$\tilde{A}_{\sigma(t_k)}^T P_{\sigma(t_k)} + P_{\sigma(t_k)} \tilde{A}_{\sigma(t_k)} - 2\gamma_{\sigma(t_k)} P_{\sigma(t_k)} = -I_{n_{\sigma(t_k)}}. \quad (26)$$

In the above, $\tilde{A}_{\sigma(t_k)} = A_{\sigma(t_k)} + B_{\sigma(t_k)} K_{\sigma(t_k)}$, $\max_j \text{Re}(\lambda_j(A_{\sigma(t_k)} + B_{\sigma(t_k)} K_{\sigma(t_k)})) < \gamma_{\sigma(t_k)} < 0$, $\sigma(t_k) \in \mathcal{P}_s$; $0 \leq \max_j \text{Re}(\lambda_j(A_{\sigma(t_k)} + B_{\sigma(t_k)} K_{\sigma(t_k)})) < \gamma_{\sigma(t_k)}$, $\sigma(t_k) \in \mathcal{P}_u$. Therefore, it is clear that $P_{\sigma(t_k)}$ is positive definite. Apparently, (26) implies that for any $\phi = \sigma(t_k) \in \mathcal{P}$,

$$\dot{V}_{\phi}(t, x_{\phi}(t_k^+)) \leq \tilde{\gamma}_{\phi} V_{\phi}(t, x_{\phi}(t_k^+)), \quad (27)$$

where $\tilde{\gamma}_{\phi} = -\frac{1}{\lambda_{\max}(P_{\phi})} + 2\gamma_{\phi}$. Moreover, one derives from (4) that for any $\phi = \sigma(t_k) \in \mathcal{P}$, $\hat{\phi} = \sigma(t_{k-1}) \in \mathcal{P}$,

$$V_{\phi}(t, x_{\phi}(t_k^+)) \leq \Omega_{\phi, \hat{\phi}} V_{\hat{\phi}}(t, x_{\hat{\phi}}(t_{k-1}^+)) + \tilde{\Theta}, \quad (28)$$

in which $\Omega_{\phi, \hat{\phi}}$, $\tilde{\Theta}$ are given by (25). Since $\eta(t)$ is updated under Procedure 1, then conditions (11) and $0 < \Omega_{\phi, \hat{\phi}} < 1$, $\phi \in \mathcal{P}_u$, $\hat{\phi} \in \mathcal{P}$ can be automatically satisfied. Moreover, by (25) and Procedure 1, for $\phi \in \mathcal{P}_s$ and $\hat{\phi} \in \mathcal{P}$, there always exists an upper bound estimate for $\Omega_{\phi, \hat{\phi}}$: $\bar{\Omega} = \max_{\phi, \hat{\phi} \in \mathcal{P}} (2\lambda_{\max}(P_{\phi}) / \lambda_{\min}(P_{\hat{\phi}}))$, which implies $\bar{\Omega} > 1$. This means the value of $\Omega_{\phi, \hat{\phi}}$ in (24) when $\phi \in \mathcal{P}_s$ and $\hat{\phi} \in \mathcal{P}$ can be replaced by $\bar{\Omega}$. Then according to Theorem 1 and given that Φ_k is state-independent, one can derive from conditions (14), (15), (16) and (17) that $\lim_{t \rightarrow +\infty} V_{\sigma(t)}(t) \leq \tilde{\epsilon}$. Moreover, by Procedure 1 one has that

$\forall k, \eta_k \geq \eta > 0$ and $\eta_k^{-1} \leq \eta^{-1}$, which further denotes that $\lim_{t \rightarrow +\infty} \|x_{\sigma(t)}\| \leq \epsilon$, $\epsilon = \tilde{\epsilon} \eta^{-1} \max_{\forall \phi \in \mathcal{P}} (1/\lambda_{\min}(P_\phi))$, $\eta = \eta_0 \min_{\forall \phi, \hat{\phi} \in \mathcal{P}} \chi_{\phi, \hat{\phi}} / (2 \max_{\forall \phi, \hat{\phi} \in \mathcal{P}} \lambda_{\max}(P_\phi) / \lambda_{\min}(P_{\hat{\phi}}))$. This implies that (2) is GUPS. Particularly, under the same precondition that $\sigma(t) \in \tilde{\Psi}_\sigma$, when Φ_k is state-dependent, i.e., (5) is satisfied, then by (25), Procedure 1 and Theorem 1, one concludes that $\lim_{t \rightarrow +\infty} V_{\sigma(t)}(t) = 0$ given that (14) and (16) are satisfied. This along with the boundedness of η_k indicates that $\lim_{t \rightarrow +\infty} \|x_{\sigma(t)}(t)\| = 0$, i.e., (2) is GUAS. ■

Remark 11: In the above, we have studied the stability of the linear MDSS (2) under $\sigma(t) \in \tilde{\Psi}_\sigma$ under two different types of the state-dependency of Φ_k . The GUPS performance of (2) is first investigated for the case where Φ_k is state-independent. The GUPS is studied due to the existence of state-independent impulses. Such impulses can be deemed a series of constant disturbances against the state which impede the system state from achieving asymptotic convergence performance. The case where Φ_k is state-dependent is then considered. Since the impulses satisfying (5) will decay with a convergent state, it enables one to seek the GUAS performance for (2).

IV. CONSENSUS OF OPEN MASS UNDER MDSS FRAMEWORK

In the previous section, stability conditions for the MDSS are derived under different settings of the state impulses at switching instants. Particularly, the stability of the linear MDSS is guaranteed by virtue of the proposed TDADT and the parametric MLF methods. Next, we will apply the results for the stability of the linear MDSS to the consensus problem of the open multi-agent systems.

The open MAS features the agent circulation behaviors, which yield the switching topologies with a varying size. Specifically, we have the following settings for the communication topology and the dynamics of the considered open MAS, respectively.

A. System formulation and preliminaries

Given a switching signal $\sigma(t)$, $\sigma: \mathbb{R}_{\geq 0} \rightarrow \mathcal{P} = \{1, 2, \dots, s\}$ where s is the number of switching modes of $\sigma(t)$, the switching communication topology of an open multi-agent system can be represented by a switching directed graph $\mathcal{G}_{\sigma(t)} = \{\mathcal{V}_{\sigma(t)}, \mathcal{E}_{\sigma(t)}\}$ in which each switching mode indicates a possible switching topology. $\mathcal{V}_{\sigma(t)} = \{1, 2, \dots, N_{\sigma(t)}\}$ denotes the vertex set of the digraph $\mathcal{G}_{\sigma(t)}$ that satisfies $|\mathcal{V}_{\sigma(t)}| = N_{\sigma(t)}$, where $N_{\sigma(t)}$ represents the number of the vertices of $\mathcal{G}_{\sigma(t)}$, $\mathcal{E}_{\sigma(t)} \subseteq \mathcal{V}_{\sigma(t)} \times \mathcal{V}_{\sigma(t)}$ is the edge set. It is assumed that the digraph contains no self loops, i.e., $(i, i) \notin \mathcal{E}_{\sigma(t)}$. Let $\mathcal{A}_{\sigma(t)} = [a_{ij}(\sigma(t))] \in \mathbb{R}^{N \times N}$ denote the switching adjacency matrix of $\mathcal{G}_{\sigma(t)}$ in which $a_{ij}(\sigma(t)) = 0$ if $(j, i) \notin \mathcal{E}_{\sigma(t)}$, i.e., there is not a directed edge from j to i , otherwise $a_{ij}(\sigma(t)) = 1$. A Laplacian matrix of $\mathcal{G}_{\sigma(t)}$ is denoted by $L_{\sigma(t)} = [l_{ij}(\sigma(t))] = \mathcal{D}_{\sigma(t)} - \mathcal{A}_{\sigma(t)}$, where $\mathcal{D}_{\sigma(t)} = [d_{ij}(\sigma(t))]$ is the corresponding switching degree matrix with $d_{ij}(\sigma(t)) = 0$, $\forall i \neq j$ and $d_{ij}(\sigma(t)) = \sum_{j=1}^N a_{ij}(\sigma(t))$, $\forall i = j$.

Consider the following open multi-agent system with linear consensus protocols:

$$\begin{aligned} \dot{\xi}_{\sigma(t),i}(t) = & S \xi_{\sigma(t),i}(t) - \varrho \sum_{j=1}^{N_{\sigma(t)}} a_{ij}(\sigma(t)) (\xi_{\sigma(t),i}(t) \\ & - \xi_{\sigma(t),j}(t)), i, j \in \mathcal{V}_{\sigma(t)}, i \neq j, \end{aligned} \quad (29)$$

where $\varrho > 0$ is a given constant; $\xi_{\sigma(t),i}(t) = [\xi_{\sigma(t),i}^1(t), \dots, \xi_{\sigma(t),i}^p(t)]^T \in \mathbb{R}^p$, where $\xi_{\sigma(t),i}^j(t) \in \mathbb{R}$ is the j -th component of $\xi_{\sigma(t),i}(t)$; $S \in \mathbb{R}^{p \times p}$, and $\min_{\forall j} (\text{Re}(\lambda_j(S))) \geq 0$. A compact form of (29) can be obtained by piling up the state of each agent:

$$\dot{\tilde{\xi}}_{\sigma(t)}(t) = (I_{N_{\sigma(t)}-1} \otimes S - \varrho L_{\sigma(t)} \otimes I_p) \tilde{\xi}_{\sigma(t)}(t), \quad (30)$$

where $\tilde{\xi}_{\sigma(t)}(t) = [\xi_{\sigma(t),1}^T(t), \dots, \xi_{\sigma(t),N_{\sigma(t)}}^T(t)]^T$. The agent circulation behaviors at switching instant t_k are captured as follows:

$$\tilde{\xi}_{\sigma(t_k^+)}(t_k^+) = \Xi_{\sigma(t_k^+), \sigma(t_k^-)} \tilde{\xi}_{\sigma(t_k^-)}(t_k^-) + \Phi_k, \quad (31)$$

in which $\Xi_{\sigma(t_k^+), \sigma(t_k^-)}$ and Φ_k are of the same definition as in (4). In general, recalling the settings in [30] combining with the state transition mechanism proposed for the MDSS framework, then the agent circulation behaviors at switching instant t_k of a typical open MAS can be classified into the following types:

- 1) **Joining:** there are new agents joining the original group, i.e., $|\mathcal{V}_{\sigma(t_k^-)}| < |\mathcal{V}_{\sigma(t_k^+)}|$, $pN_{\sigma(t_k^-)} < pN_{\sigma(t_k^+)}$. The joining agents can establish new connections with the existing agents in the group. For a pure joining behavior of an agent, the matrix $\Xi_{\sigma(t_k^+), \sigma(t_k^-)}$ can be derived from inserting a $p \times pN_{\sigma(t_k^-)}$ zero matrix in between specific rows of $I_{pN_{\sigma(t_k^+)}}$ (e.g., between the h -th and $h+1$ -th rows, h is a positive integer); the initial value of the same joining agent, is carried by a p dimensional vector inserting into the entries in Φ_k with the same indices as the zero rows of $\Xi_{\sigma(t_k^+), \sigma(t_k^-)}$ denote the initial values of the new added agents. These values can either be state-independent or state-dependent.
- 2) **Leaving:** there are agents leaving the original group, i.e., $|\mathcal{V}_{\sigma(t_k^-)}| > |\mathcal{V}_{\sigma(t_k^+)}|$, $n_{\sigma(t_k^-)} > n_{\sigma(t_k^+)}$. Once an agent has left, all the connections bound to it will be cut off. Note that a pure departure process does not bring new values to the state of the agent group but only makes the post-switching state of the group inherit part of its the pre-switching state, that is, $\Phi_k \equiv 0$, thus the state impulse is automatically state-dependent.
- 3) **Replacing:** A replacing behavior of the open MAS can be regarded as a joint behavior of the join-in and departure which occur simultaneously in the group. In this sense, the replacement behaviors essentially represent the state impulses on corresponding agents. Note that a pure replacement behavior does not change the size of the communication topology, i.e., $|\mathcal{V}_{\sigma(t_k^-)}| = |\mathcal{V}_{\sigma(t_k^+)}|$, $n_{\sigma(t_k^-)} = n_{\sigma(t_k^+)}$. For the replacements occurring along with the join-in or departure behaviors, the variation values of the state impulse of any agent is denoted by the

entries in Φ_k with the same indices as the non-zero rows or the non-zero columns of $\Xi_{\sigma(t_k^+), \sigma(t_k^-)}$ respectively.

Remark 12: For an open MAS (29), its topology is naturally switching since the agent behaviors listed above in essence imply potential connection variations among agents. Note that we also allow the connection variations occurring among unmoved agents at the same time. For example, when an agent leaves the group, the rest agents can instantly re-establish connections with others to fill in the lost connections due to the departure.

Lemma 1 ([22]): Given any vectors $x_1, \dots, x_{N_{\sigma(t)}} \in \mathbb{R}^n$ and corresponding to the switching Laplacian matrix $L_{\sigma(t)} = [l_{ij}(\sigma(t))]$ defined in Section IV-A, the following holds $\sum_{j=1}^{N_{\sigma(t)}} l_{ij}(\sigma(t))x_j(t) - \sum_{j=1}^{N_{\sigma(t)}} l_{N_{\sigma(t)+1,j}(\sigma(t))}x_j(t) = \sum_{j=1}^{N_{\sigma(t)}-1} z_{ij}(\sigma(t))(x_j(t) - x_{N_{\sigma(t)}}(t))$, where $z_{ij}(\sigma(t)) = l_{ij}(\sigma(t)) - l_{N_{\sigma(t)+1,j}(\sigma(t))}$ for $i, j = 1, \dots, N_{\sigma(t)} - 1$. Denoting $Z_{\sigma(t)} = [z_{ij}(\sigma(t))]$, then the real parts of all the eigenvalues of Z_ϕ , $\phi \in \mathcal{P}$ are non-negative. Moreover, their real parts are all positive provided \mathcal{G}_ϕ contains a directed spanning tree for any ϕ .

Definition 5: For the open MAS (29), it is said to achieve practical consensus if there exists $\epsilon \geq 0$ such that

$$\lim_{t \rightarrow +\infty} \|\xi_{\sigma(t),i}(t) - \xi_{\sigma(t),j}(t)\| \leq \epsilon, \quad \forall i, j \in \mathcal{V}_{\sigma(t)}. \quad (32)$$

Particularly, if there holds $\epsilon \equiv 0$, i.e., $\lim_{t \rightarrow +\infty} \|\xi_{\sigma(t),i}(t) - \xi_{\sigma(t),j}(t)\| = 0$, $\forall i, j \in \mathcal{V}_{\sigma(t)}$, then (29) is said to achieve (asymptotical) consensus.

Other forms of the definition about the practical consensus can be found in [38], [39].

B. MDSS interpretation of open MASs

Applying Lemma 1, one can transform (29) into the following system by defining $\delta_{\sigma(t),i}(t) = \xi_{\sigma(t),i}(t) - \xi_{\sigma(t),N_{\sigma(t)}}(t)$: for any $i = 1, \dots, N_{\sigma(t)} - 1$,

$$\dot{\delta}_{\sigma(t),i}(t) = S\delta_{\sigma(t),i}(t) - \varrho \sum_{j=1}^{N_{\sigma(t)}-1} z_{ij}(\sigma(t))\delta_{\sigma(t),j}(t), \quad (33)$$

Furthermore, (33) can be rewritten as the following compact form,

$$\dot{\tilde{\delta}}_{\sigma(t)}(t) = (I_{N_{\sigma(t)}-1} \otimes S - \varrho Z_{\sigma(t)} \otimes I_p) \tilde{\delta}(t), \quad (34)$$

where $\tilde{\delta}_{\sigma(t)}(t) = [\delta_{\sigma(t),1}^T(t), \dots, \delta_{\sigma(t),N_{\sigma(t)}-1}^T(t)]^T = \Upsilon_{N_{\sigma(t)}} \tilde{\xi}_{\sigma(t)}(t)$ and satisfies

$$\tilde{\delta}_{\sigma(t_k^+)}(t_k^+) = \tilde{\Xi}_{\sigma(t_k^+), \sigma(t_k^-)} \tilde{\delta}_{\sigma(t_k^-)}(t_k^-) + \tilde{\Phi}_k, \quad (35)$$

where $\Upsilon_{N_{\sigma(t)}} = [I_{p(N_{\sigma(t)}-1)}, -\mathbf{1}_{p(N_{\sigma(t)}-1)}]$, $\tilde{\Xi}_{\sigma(t_k^+), \sigma(t_k^-)} \in \mathbb{B}^{p(N_{\sigma(t_k^+)}-1) \times p(N_{\sigma(t_k^-)}-1)}$ which can be obtained by removing the last p rows and the last p columns from $\Xi_{\sigma(t_k^+), \sigma(t_k^-)}$; $\tilde{\Phi}_k = \tilde{\Phi}_k + \hat{\Phi}_k$, $\tilde{\Phi}, \tilde{\Phi}_k, \hat{\Phi}_k \in \mathbb{R}^{p(N_{\sigma(t_k^+)}-1)}$, in which $\tilde{\Phi}_k = \mathbf{1}_{N_{\sigma(t)}-1} \otimes (\xi_{N_{\sigma(t_k^-)}}(t_k^-) - \xi_{N_{\sigma(t_k^+)}}(t_k^+))$ and $\hat{\Phi}_k = \Upsilon_{N_{\sigma(t)}} \Phi_k$ are both of the consistent state dependency with Φ_k . Clearly,

comparing (34) and (35) with (1) and (4), it can be concluded that (34) is an MDSS with the state transition (35) at switching instant t_k .

Remark 13: Although resembling in form, the parameter settings in (31) and (35) have some differences. These differences are mainly exhibited between the impulse vectors Φ_k and $\tilde{\Phi}_k$ as presented above: Φ_k defined in (31) only carries a single part, i.e., the state variation which can be state-dependent or state-independent; $\tilde{\Phi}_k$ carries two parts, i.e., a state-dependent vector $\tilde{\Phi}_k$ and a vector $\hat{\Phi}_k$ whose state dependency relies on that of Φ_k . Note that such differences would not change the structure of the state transition mechanism defined in Section II-B since the duties of the transition matrix $\tilde{\Xi}_{\sigma(t_k^+), \sigma(t_k^-)}$ and impulse vector $\tilde{\Phi}_k$ in (35) are consistent with those of (31).

With the above provided, next we are going to apply the results for the stability of the MDSS to address the coordination problem of open MAS (29).

C. Consensus analysis via MDSS framework

The following theorem gives the sufficient conditions for (29) to reach corresponding consensus performance.

Theorem 3: For open MASs (29) with switching topologies $\mathcal{G}_{\sigma(t)}$ and the agent circulation (31). If $\tilde{\Phi}_k$ of the state transition (35) is state-independent for each k and there holds $\sigma(t) \in \tilde{\Psi}_\sigma$ for (34), then (29) can achieve practical consensus given that (14), (15), (16), and (17) are satisfied, where

$$\begin{cases} \tilde{\gamma}_\phi = -\frac{1}{\lambda_{\max}(\tilde{P}_\phi)} + 2\gamma_\phi, & \phi \in \mathcal{P}_s; \\ \tilde{\gamma}_\phi = 2\gamma_\phi, & \phi \in \mathcal{P}_u; \\ \gamma_\phi \in \left(\max_j \operatorname{Re}(\lambda_j(I_{N_\phi-1} \otimes S - \varrho Z_\phi)), 0 \right), & \phi \in \mathcal{P}_s; \\ \gamma_\phi \in \left(\max_j \operatorname{Re}(\lambda_j(I_{N_\phi-1} \otimes S - \varrho Z_\phi)), +\infty \right), & \phi \in \mathcal{P}_u; \end{cases} \quad (36)$$

if Φ_k is state-independent,

$$\begin{cases} \Omega_{\phi, \hat{\phi}} = \max_{\forall k \in \Gamma_{\phi, \hat{\phi}}} (2 \frac{\eta_k \lambda_{\max}(\tilde{P}_\phi)}{\eta_{k-1} \lambda_{\min}(\tilde{P}_\phi)} \bar{\Upsilon}), & \phi, \hat{\phi} \in \mathcal{P}; \\ \tilde{\Theta} = 2\bar{\eta} \max_{\forall \phi \in \mathcal{P}} \lambda_{\max}(\tilde{P}_\phi) \|\tilde{\Phi}\|^2; \end{cases} \quad (37)$$

if Φ_k is state-dependent,

$$\begin{cases} \Omega_{\phi, \hat{\phi}} = \max_{\forall k \in \Gamma_{\phi, \hat{\phi}}} (2 \frac{\eta_k \lambda_{\max}(\tilde{P}_\phi)}{\eta_{k-1} \lambda_{\min}(\tilde{P}_\phi)} \bar{\Upsilon}), & \phi, \hat{\phi} \in \mathcal{P}; \\ \tilde{\Theta} = 0. \end{cases} \quad (38)$$

in which $\bar{\Upsilon} = \max(1, \max_{\forall \phi, \hat{\phi} \in \mathcal{P}} \|\tilde{\Xi}_{\phi, \hat{\phi}}\|^2)$, $\bar{\Upsilon} = \max(1, \max_{\forall \phi, \hat{\phi} \in \mathcal{P}} \|\tilde{\Xi}_{\phi, \hat{\phi}}\|^2)$, Z_ϕ , $\phi \in \mathcal{P}$ is defined via Lemma 1. Furthermore, (29) can achieve consensus for any switching signal $\sigma(t)$, satisfying (14) and (16) provided that $\tilde{\Phi}_k$ is state-dependent for each k , i.e., (5) is satisfied for (35).

Proof: For every $t \in [t_0, t_f)$, define $\delta_{\sigma(t),i}(t) = \xi_{\sigma(t),i}(t) - \xi_{\sigma(t),N_{\sigma(t)}}(t)$, $i = 1, \dots, N_{\sigma(t)} - 1$. Then for each pair of $i, j \in \mathcal{V}_{\sigma(t)}$, one can deduce from $\lim_{t \rightarrow +\infty} \|\delta_{\sigma(t),i}(t)\| \leq \epsilon$ that $\lim_{t \rightarrow +\infty} \|\xi_{\sigma(t),i}(t) - \xi_{\sigma(t),j}(t)\| \leq \hat{\epsilon}$, $\hat{\epsilon} = 2\epsilon$; one can deduce from $\lim_{t \rightarrow +\infty} \|\delta_{\sigma(t),i}(t)\| = 0$ that $\lim_{t \rightarrow +\infty} \|\xi_{\sigma(t),i}(t) -$

$\xi_{\sigma(t),j}(t) = 0$. Then via Definition 1 and Definition 5, the consensus and practical consensus of (29) boil down to the GUAS and GUPS of (34), respectively. Given the MDSS (34), there exist a positive definite matrix \tilde{P}_ϕ and a scalar $\gamma_\phi > \max_j \operatorname{Re}(\lambda_j(I_{N-1} \otimes S - \varrho Z_\phi \otimes I_p))$ such that the following Lyapunov equations hold for all $\phi \in \mathcal{P}$:

$$(I_{N_\phi-1} \otimes S - \varrho Z_\phi \otimes I_p)^T \tilde{P}_\phi + \tilde{P}_\phi (I_{N_\phi-1} \otimes S - \varrho Z_\phi \otimes I_p)^T - 2\gamma_\phi \tilde{P}_\phi = -I_{p(N_\phi-1)}. \quad (39)$$

Similar to the proof of Theorem 2, choose the parametric MLFs as $V_{\sigma(t)} = \eta(t) \tilde{\delta}_{\sigma(t)}^T(t) \tilde{P}_{\sigma(t)} \tilde{\delta}_{\sigma(t)}(t)$, then it is clear that for any $\phi \in \mathcal{P}$, (11) is satisfied. Further, one concludes from (39) and (35) that (27) and (28) hold, in which the corresponding parameters are given in (36), (37) and (38). Then via Theorem 2 and with the conditions (14) to (17) satisfied, one concludes that (33) is GUPS given $\sigma(t) \in \tilde{\Psi}_\sigma$ and $\tilde{\Phi}_k$ does not satisfy (5); (33) is GUAS if solely $\tilde{\Phi}_k$ satisfies (5). Further one can immediately obtain the corresponding consensus performance of the open MAS (29) from the above stability performance of the MDSS (34). The proof is complete. ■

Remark 14: Note that the stability or instability implied by the mode ϕ of \mathcal{G}_ϕ is regarding the subsystems of (34) instead of (29). Also note that there is no explicit relationship between the connectivity of \mathcal{G}_ϕ and the stability of the corresponding subsystem of (34). For instance, when \mathcal{G}_ϕ contains no directed spanning tree for some ϕ , the corresponding subsystem of (34) may either be stable or unstable. Thus it is infeasible to determine a proper agent circulation process (represented by $\sigma(t)$) for the desired consensus performance by merely inspecting the connectivity of \mathcal{G}_ϕ for each ϕ . Owing to the transformation from (29) to (34), such a work (design of $\sigma(t)$) can be fulfilled via the TDADT methods by inspecting the stability of the subsystems of (34).

D. Numerical simulation

In this subsection, we present simulation results for the consensus of the open MAS under two cases of the agent circulation, i.e., under state-independent and state-dependent $\tilde{\Phi}_k$, respectively. Note that for both cases we consider the same open MAS model with switching topologies that may not be connected for each switching mode.

For the open MAS (29), the corresponding parameters are set as follows: $\varrho = 2$, $S = [0.1 \ 0.05; 0 \ 0.2]$, $L_1 = [1 \ 0 \ -1 \ 0; -1 \ 1 \ 0 \ 0; 0 \ -1 \ 1 \ 0; 0 \ 0 \ -1 \ 1]$, $L_2 = [2 \ -1 \ -1; 0 \ 0 \ 0; 0 \ 0 \ 0]$, $L_3 = [1 \ 0 \ 0 \ 0 \ -1; 0 \ 0 \ 0 \ 0 \ 0; 0 \ -1 \ 1 \ 0 \ 0; 0 \ 0 \ 0 \ 0 \ 0; 0 \ 0 \ 0 \ -1 \ 1]$, $L_4 = [1 \ -1 \ 0; -1 \ 1 \ 0; -1 \ 0 \ 1]$. The corresponding switching topologies are given by Fig. 2, in which \mathcal{G}_1 and \mathcal{G}_4 both contain a directed spanning tree while \mathcal{G}_2 and \mathcal{G}_3 do not. Then, by Lemma 1 and examining the eigenvalues of $I_{N-1} \otimes S - \varrho Z_\phi \otimes I_p$ for $\phi = 1, \dots, 4$, one readily concludes that they are non-Hurwitz except for $\phi = 1, 4$. A quasi-alternative switching signal $\sigma(t) \in \tilde{\Psi}_\sigma$ that satisfies (14) to (17) is depicted by the lower sub-figure of Fig. 3. The upper sub-figure of Fig. 3 depicts the variation of the number of agents $N_{\sigma(t)}$ in the open MAS network. Given $\eta_0 = 1$, $\chi_{1,2} = 0.410$, $\chi_{1,3} = 0.410$, $\chi_{1,2} = 0.560$,

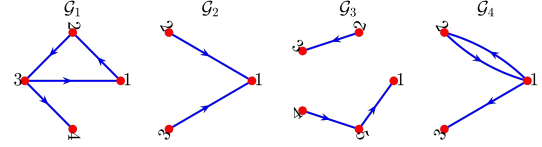


Fig. 2. Possible switching topologies of the open MAS (29). The red nodes denote the agents and the blue arrowed lines denote the directed communications among them, the numbers denote the labels of agents. It is assumed in this example that only the agent of a larger label departs from the group; new incoming agents are labeled in sequence after the existing largest label. Note that \mathcal{G}_1 and \mathcal{G}_4 contain a directed spanning tree while the other digraphs contain no directed spanning tree.

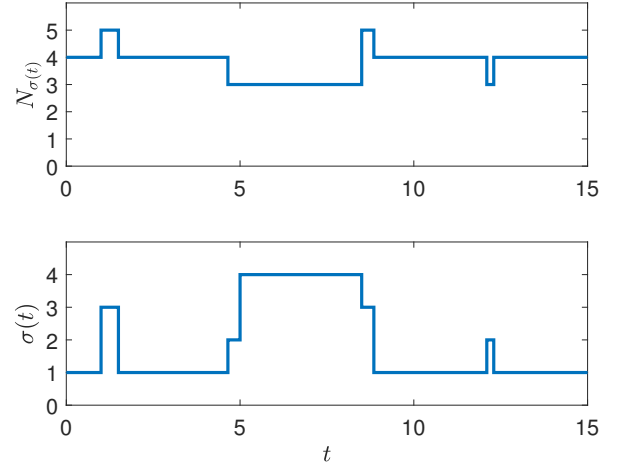


Fig. 3. Switching signal $\sigma(t) \in \tilde{\Psi}_\sigma$ and number of agents $N_{\sigma(t)}$ of open MAS (29).

$\chi_{2,1} = 0.550$, $\chi_{3,1} = 0.637$, $\chi_{3,4} = 0.642$, $\chi_{4,2} = 0.580$, and applying Procedure 1 to (34), then the corresponding lower and upper bounds for the (piecewise) TDADT conditions are collected by the following matrix:

$$\Lambda_\tau = [\tau_{i,j}] = \begin{bmatrix} 0 & 2.364 & 2.818 & 0 \\ 0.507 & 0 & 0 & 0 \\ 0.578 & 0 & 0 & 0.568 \\ 0 & 2.062 & 0 & 0 \end{bmatrix}, \quad (40)$$

in which the row index i denotes the post-switching mode and the column index j denotes the pre-switching mode, each zero entry indicates there is no transition from mode j to mode i . Moreover, it can be seen from Fig. 3 that the given switching signal satisfies the conditions in Theorem 3 w.r.t. the above bounds.

Given the above parameters, we first set $\tilde{\Phi}_k$ to be state-independent by randomly generating a real vector at each switching instant. Further, we set that $\|\tilde{\Phi}_k\| \leq 0.7$. The resultant trajectories of agent states $\xi_i(t)$ and the disagreement vectors $\delta_i(t)$ are depicted in Fig. 4 and Fig. 5, respectively. It is shown that the presence of the nonconvergent impulse vector $\tilde{\Phi}_k$ and the agent-joining behavior makes the state error of the open MAS suffer a non-zero impulse at each topology switching instant, which impedes the error from converging to zero. With the switching signal satisfying conditions in

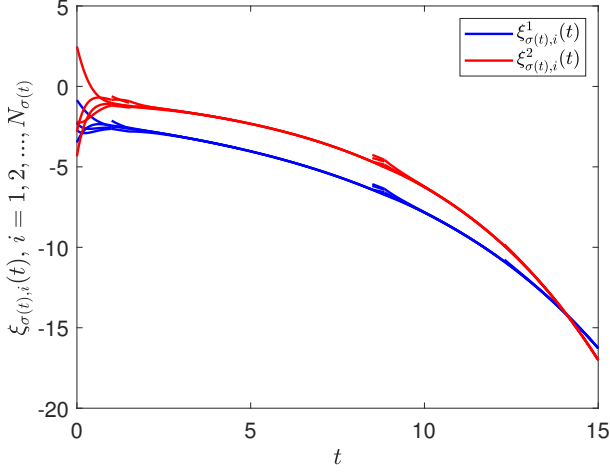


Fig. 4. State trajectories $\xi_{\sigma(t),i}(t)$, $i = 1, \dots, N_{\sigma(t)}$, given $\tilde{\Phi}_k$ is state-independent.

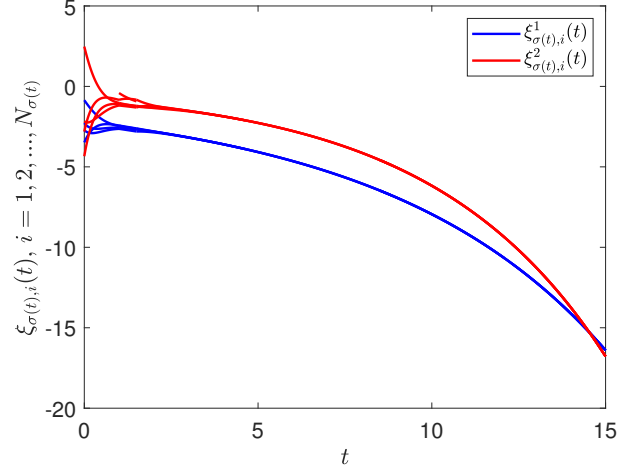


Fig. 6. State trajectories $\xi_{\sigma(t),i}(t)$, $i = 1, 2, \dots, N_{\sigma(t)}$, given that $\tilde{\Phi}_k$ is state-dependent.

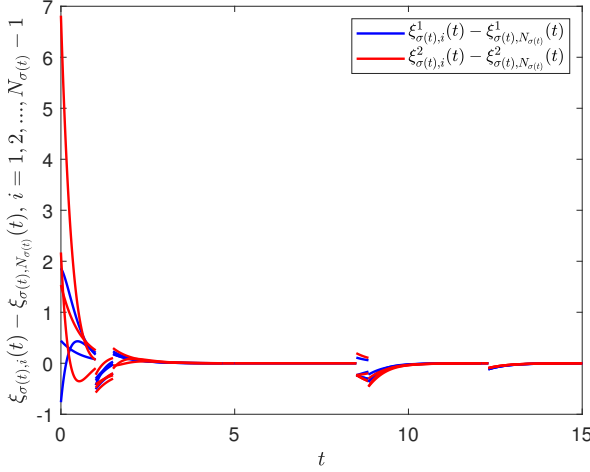


Fig. 5. Disagreement vector $\xi_{\sigma(t),i}(t) - \xi_{\sigma(t),N_{\sigma(t)}}(t)$, $i = 1, 2, \dots, N_{\sigma(t)} - 1$, given $\tilde{\Phi}_k$ is state-independent.

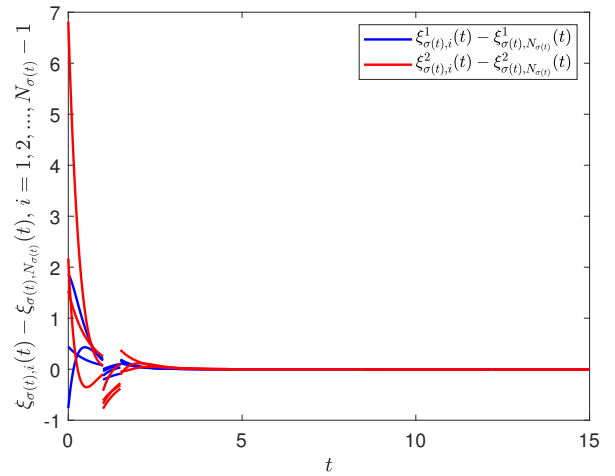


Fig. 7. Disagreement vector $\xi_{\sigma(t),i}(t) - \xi_{\sigma(t),N_{\sigma(t)}}(t)$, $i = 1, 2, \dots, N_{\sigma(t)} - 1$, given that $\tilde{\Phi}_k$ is state-dependent.

Theorem 3, one can ensure that the disagreement vector converges to a bounded region pertaining to $\tilde{\Phi}$. Then, we set Φ_k to be state-dependent, i.e., Φ_k satisfies (5), in which $\hat{\Xi}_k$ is a randomly generated matrix at each switching instant and satisfies $\|\hat{\Xi}_k\| \leq 1$, $\forall \phi, \hat{\phi} \in \{1, 2, 3, 4\}$. The resultant trajectories of agent states $\xi_i(t)$ and the disagreement vectors $\delta_i(t)$ are depicted in Fig. 6 and Fig. 7, respectively. It can be concluded from the figures that a state-dependent $\tilde{\Phi}_k$ will not exert constant non-attenuating impulsive effects on the consensus process, which renders the asymptotical consensus performance to the open MAS under the given agent circulation pattern.

V. CONCLUSION

The stability of the MDSS has been studied in this work. The state transition of the MDSS at each switching instant is

interpreted into an impulse brought by both the dimension variation and the state jump. The impulses can be either independent of or dependent on the pre-switching state. By the proposed TDADT and piecewise TDADT approaches, we have guaranteed the GUPS under state-independent impulses and GUAS under state-dependent impulses for the MDSS with unstable subsystems, respectively. Particularly, through the novel parametric MLF method, we ensure that the linear MDSS can be stabilized by the quasi-alternative switching signal. Furthermore, the studied MDSS framework has been applied to the consensus problem of the open MAS. The agent circulation behaviors of the open MAS have been described by the state transition mechanism of the corresponding MDSS. It is shown that the consensus and practical consensus performance can be achieved respectively for the open MAS by ensuring the GUAS and GUPS of the corresponding MDSS.

Further studies can focus on the MDSS or open MAS with dynamics uncertainties or the case where the switching signal or agent circulation is stochastic. The stabilization problems for the linear MDSS with fully unstable subsystems or under more general switching signal are also deserved future attention.

REFERENCES

- [1] R. Shorten, F. Wirth, O. Mason, K. Wulff, and C. King, "Stability criteria for switched and hybrid systems," *SIAM Review*, vol. 49, no. 4, pp. 545–592, 2007.
- [2] D. Liberzon, *Switching in systems and control*. Springer Science & Business Media, 2012.
- [3] A. S. Morse, *Control using logic-based switching*. Springer, 1995, pp. 69–113.
- [4] J. P. Hespanha and A. S. Morse, "Stability of switched systems with average dwell-time," in *Proceedings of the 38th IEEE conference on decision and control (Cat. No. 99CH36304)*, vol. 3. IEEE, 1999, pp. 2655–2660.
- [5] M. S. Branicky, "Multiple Lyapunov functions and other analysis tools for switched and hybrid systems," *IEEE Transactions on Automatic Control*, vol. 43, no. 4, pp. 475–482, 1998.
- [6] J. P. Hespanha, "Uniform stability of switched linear systems: Extensions of LaSalle's invariance principle," *IEEE Transactions on Automatic Control*, vol. 49, no. 4, pp. 470–482, 2004.
- [7] L. Zhang, S. Zhuang, and P. Shi, "Non-weighted quasi-time-dependent H_∞ filtering for switched linear systems with persistent dwell-time," *Automatica*, vol. 54, pp. 201–209, 2015.
- [8] X. Zhao, L. Zhang, P. Shi, and M. Liu, "Stability and stabilization of switched linear systems with mode-dependent average dwell time," *IEEE Transactions on Automatic Control*, vol. 57, no. 7, pp. 1809–1815, 2012.
- [9] W. M. Xiang and J. Xiao, "Stabilization of switched continuous-time systems with all modes unstable via dwell time switching," *Automatica*, vol. 50, no. 3, pp. 940–945, 2014.
- [10] G. Yang and D. Liberzon, "Feedback stabilization of switched linear systems with unknown disturbances under data-rate constraints," *IEEE Transactions on Automatic Control*, vol. 63, no. 7, pp. 2107–2122, 2018.
- [11] W. Ren and J. Xiong, "Stability analysis of impulsive switched time-delay systems with state-dependent impulses," *IEEE Transactions on Automatic Control*, in press, 2019.
- [12] S. Yuan, L. Zhang, B. De Schutter, and S. Baldi, "A novel Lyapunov function for a non-weighted l_2 gain of asynchronously switched linear systems," *Automatica*, vol. 87, pp. 310–317, 2018.
- [13] A. Kundu, D. Chatterjee, and D. Liberzon, "Generalized switching signals for input-to-state stability of switched systems," *Automatica*, vol. 64, pp. 270–277, 2016.
- [14] X. Zhao, P. Shi, Y. Yin, and S. K. Nguang, "New results on stability of slowly switched systems: a multiple discontinuous Lyapunov function approach," *IEEE Transactions on Automatic Control*, vol. 62, no. 7, pp. 3502–3509, 2017.
- [15] K. Georgieva and V. Serbezov, "Mathematical model of aircraft ground dynamics," in *2017 International Conference on Military Technologies (ICMT)*, 2017, pp. 514–519.
- [16] E. I. Verriest, "Multi-mode multi-dimensional systems," in *Proceedings of the 17th International Symposium on Mathematical Theory of Networks and Systems*, 2006, pp. 1268–1274.
- [17] —, "Pseudo-continuous multi-dimensional multi-mode systems," *Discrete Event Dynamic Systems*, vol. 22, no. 1, pp. 27–59, 2012.
- [18] H. Yang, B. Jiang, V. Cocquempot, and M. Chen, "Spacecraft formation stabilization and fault tolerance: A state-varying switched system approach," *Systems & Control Letters*, vol. 62, no. 9, pp. 715–722, 2013.
- [19] R. Olfati-Saber and R. M. Murray, "Consensus problems in networks of agents with switching topology and time-delays," *IEEE Transactions on Automatic Control*, vol. 49, no. 9, pp. 1520–1533, 2004.
- [20] W. Ren, R. W. Beard, and E. M. Atkins, "A survey of consensus problems in multi-agent coordination," in *American Control Conference, 2005*. IEEE, 2005, pp. 1859–1864.
- [21] T. Liu and J. Huang, "Leader-following attitude consensus of multiple rigid body systems subject to jointly connected switching networks," *Automatica*, vol. 92, pp. 63–71, 2018.
- [22] I. Saboori and K. Khorasani, "H-infinity consensus achievement of multi-agent systems with directed and switching topology networks," *IEEE Transactions on Automatic Control*, vol. 59, no. 11, pp. 3104–3109, 2014.
- [23] X. Dong and G. Hu, "Time-varying formation control for general linear multi-agent systems with switching directed topologies," *Automatica*, vol. 73, pp. 47–55, 2016.
- [24] Z. Meng, T. Yang, D. V. Dimarogonas, and K. H. Johansson, "Coordinated output regulation of heterogeneous linear systems under switching topologies," *Automatica*, vol. 53, pp. 362–368, 2015.
- [25] X. Dong, Y. Zhou, Z. Ren, and Y. Zhong, "Time-varying formation tracking for second-order multi-agent systems subjected to switching topologies with application to quadrotor formation flying," *IEEE Transactions on Industrial Electronics*, vol. 64, no. 6, pp. 5014–5024, 2017.
- [26] J. M. Hendrickx and S. Martin, "Open multi-agent systems: Gossiping with deterministic arrivals and departures," in *2016 54th Annual Allerton Conference on Communication, Control, and Computing (Allerton)*. IEEE, 2016, pp. 1094–1101.
- [27] Y. Demazeau and A. R. Costa, "Populations and organizations in open multi-agent systems," in *Proceedings of the 1st National Symposium on Parallel and Distributed AI*, 1996, pp. 1–13.
- [28] T. D. Huynh, N. R. Jennings, and N. R. Shadbolt, "An integrated trust and reputation model for open multi-agent systems," *Autonomous Agents and Multi-Agent Systems*, vol. 13, no. 2, pp. 119–154, 2006.
- [29] M. Abdelrahim, J. M. Hendrickx, and W. Heemels, "Max-consensus in open multi-agent systems with gossip interactions," in *2017 IEEE 56th Annual Conference on Decision and Control (CDC)*. IEEE, 2017, pp. 4753–4758.
- [30] J. M. Hendrickx and S. Martin, "Open multi-agent systems: Gossiping with random arrivals and departures," in *2017 IEEE 56th Annual Conference on Decision and Control (CDC)*. IEEE, 2017, pp. 763–768.
- [31] M. Franceschelli and P. Frasca, "Proportional dynamic consensus in open multi-agent systems," in *2018 IEEE Conference on Decision and Control (CDC)*. IEEE, 2018, pp. 900–905.
- [32] E. I. Verriest and W. S. Gray, "Geometry and topology of the state space via balancing," in *Proc. 17th Symposium on Mathematical Theory of Networks and Systems (MTNS2006)*, 2006, pp. 840–848.
- [33] P. K. Wang and F. Y. Hadaegh, "Stability analysis of switched dynamical systems with state-space dilation and contraction," *Journal of guidance, control, and dynamics*, vol. 31, no. 2, pp. 395–401, 2008.
- [34] H. L. Xu and K. L. Teo, "Exponential stability with L-2-gain condition of nonlinear impulsive switched systems," *IEEE Transactions on Automatic Control*, vol. 55, no. 10, pp. 2429–2433, 2010.
- [35] J. P. Hespanha, D. Liberzon, and A. R. Teel, "Lyapunov conditions for input-to-state stability of impulsive systems," *Automatica*, vol. 44, no. 11, pp. 2735 – 2744, 2008.
- [36] H. Lin and P. J. Antsaklis, "Stability and stabilizability of switched linear systems: A survey of recent results," *IEEE Transactions on Automatic Control*, vol. 54, no. 2, pp. 308–322, 2009.
- [37] X. Zhao, Y. Kao, B. Niu, and T. Wu, *Control Synthesis of Switched Systems*. Springer, 2017.
- [38] J. Back and J.-S. Kim, "Output feedback practical coordinated tracking of uncertain heterogeneous multi-agent systems under switching network topology," *IEEE Transactions on Automatic Control*, vol. 62, no. 12, pp. 6399–6406, 2017.
- [39] L. Ding and W. Zheng, "Network-based practical consensus of heterogeneous nonlinear multiagent systems," *IEEE Transactions on Cybernetics*, vol. 47, no. 8, pp. 1841–1851, 2017.