

Stability of Multi-Dimensional Switched Systems with an Application to Open Multi-Agent Systems

Mengqi Xue, Yang Tang, *Senior Member, IEEE*, Wei Ren, *Fellow, IEEE* and Feng Qian

Abstract—The multi-dimensional switched system (MDSS) contains the subsystems of different state dimensions. This paper formulates the MDSS by modelling its non-continuous state transition at certain switching instant as an affine mapping between the states. By further regarding the non-continuity as the impulsive effect that has different dependency on the switching state, the stability of the MDSS with unstable subsystems is investigated. The sufficient conditions featuring the new transition-dependent average dwell time (TDADT) and the piecewise TDADT methods are provided for the general nonlinear MDSS to guarantee the practical and the asymptotical stability performance. Further, the specific stability conditions are developed for the linear MDSS with the aid of the novel dynamical multiple Lyapunov functions. On the other hand, by virtue of the proposed MDSS framework, the consensus problems for the open multi-agent system (MAS) featuring agent circulation are studied. It shows that the agent circulation that results in a switching and size-varying communication topology can be well captured by the state transition mechanism for the MDSS. Therefore, the consensus problems of an open MAS can be readily converted to the corresponding stability problems of the MDSS. The simulation example illustrates the effectiveness of the proposed methods as well as the feasibility of the application.

Index Terms—hybrid systems, networks of autonomous agents, switched systems, stability.

I. INTRODUCTION

Belonging to an important fork of the hybrid systems [1], the switched systems have received tremendous attention over the last two decades for their effectiveness in modeling systems with abrupt changes in dynamics and their simplified structure from general hybrid systems. Representative works, e.g., [2]–[9] had established essential frameworks and offered various tools for many subsequent researches on more complicated problems of the switched systems, e.g., see [10]–[14] for some of the recent results. For the switched systems considered in these existing works, a common and conventional configuration is that all the subsystems of a single switched system have the same state dimension, which can be reflected by the following general nonlinear continuous-time model:

$$\dot{x}(t) = f_{\delta(t)}(t, x(t)), \quad (1)$$

where $x(t) \in \mathbb{R}^n$ is the state with dimension $n \in \mathbb{N}$. $\delta : \mathbb{R}_{\geq 0} \rightarrow \mathcal{W} = \{1, 2, \dots, \iota\}$ denotes the switching signal

with \mathcal{W} the subsystem (mode) index set and ι the total number of the subsystems; for any $\theta \in \mathcal{W}$, $f_{\theta} : \mathbb{R}_{\geq 0} \times \mathbb{R}^n \rightarrow \mathbb{R}^n$ is any Lipschitz function w.r.t. $x(t)$. It can be seen that the state dimension of each subsystem φ shares the same value of n . Such a classic setting is natural and can simplify the analysis for the switched systems, though, it turns out to be an idealized assumption since the dimensions of different subsystem models are not necessarily identical in practice. For example, a fixed-wing aircraft usually needs to shift its operation modes between ground taxiing and airborne flying during a certain flight. One can readily interpret the aircraft under these two operation modes into a switched system with two switching modes. However, due to different degrees-of-freedom (DOF) of the aircraft motion in the two phases (3DOF motion in taxiing, 6DOF motion in flying), different number of variables will be needed to formulate the corresponding equations of motion of the aircraft. In the state-space sense, this implies the two subsystems of the interpreted switched system will have different dimensions. Clearly, the classic switched system setting as in (1) would not apply in this case, instead, one needs to consider the switched system comprising subsystems with different dimensions, or alternatively, the multi-dimensional switched system (MDSS).

Conventionally, such an MDSS model will not be directly analyzed, a common practice is to convert them into the classic forms as in (1). Roughly speaking, there are two methods that can circumvent the direct analysis of the MDSS. First one is to use techniques like the model-order reduction to derive an approximated switched system comprising reduced-order subsystem models with identical dimension. But this comes at the cost of losing part of the system information. Another “lossless” method is to introduce redundant components to the state vector of the subsystems with lower dimensions, such that they can match those of the highest dimension, see, e.g., [15]. However, such a method would potentially cause an unnecessary increase of computation resource, and it would not apply to the case where the highest dimension is unknown or unfixed, either. Given the above imperfections, it thus entails one to pay attention to the direct analysis on the MDSS.

To date, related works featuring direct analysis on the MDSS are in a minority. Some early discussions can be found in [16]–[19], in which the terminology of “multi-dimensional multi-mode (M^3D) system” was coined to describe switched systems with different subsystem dimensions. The authors introduced the concept of pseudo-continuity (see Definition 2.1 of [18]) to constrain the state transitions of the system at switching instants, such that a continuous-like state space can be obtained. Nevertheless, such a condition rule out some

M. Xue, Y. Tang, and F. Qian are with the Key Laboratory of Advanced Control and Optimization for Chemical Processes, Ministry of Education, East China University of Science and Technology, Shanghai 200237, P.R. China. Email: tangtany@gmail.com, Email: fqian@ecust.edu.cn

W. Ren is with the Department of Electrical and Computer Engineering, University of California, Riverside 92521, USA. Email: ren@ece.ucr.edu

state transition cases (e.g., transitions from the mode of a higher dimension to the one of a lower dimension and then back to a higher dimensional one) in order to avoid possible state information losses. This has made such M^3D models incapable of covering all possible state transitions that could exist in an MDSS. Another endeavor involving the application of the MDSS was fulfilled by [20], in which the formation problem was studied for a set of spacecrafts. The authors introduced the so-called state-varying switched system to model the flying process, they also gave a formalized stability definition for the system and derived the stability conditions based on the fixed dwell time method. However, the state transitions at switching instants are still under constraint, since it assumes new state components are added directly to the end of the original state, which rules out other possible dimension increasing cases. In general, it can be seen from the above that despite there have been some preliminary explorations of the MDSSs, there still lacks a general model that covers all the possible state transitions at switching instants. Moreover, there also lack results on stability of the MDSS under general state transitions. These motivate us to focus on such a kind of switched systems in this work.

On the other hand, the classic switched systems have long been applied to study the multi-agent systems (MASs) for years. One of the typical applications pertains to the MASs with switching topologies, see e.g., [21]–[27]. The traditional switching topologies focus on variations of the network connections. The network size are usually considered to be fixed. However, there could be a scenario where the agents in an MAS exhibit special behaviors in some tasks such as the docking and undocking maneuvers of the spacecrafts [20]. In such a case, due to the agents' entering/leaving movements, the network size could be variant as well. The MASs with such agent circulation features are called the open MASs [28]–[30].

Despite had been discussed in the computer science community [28], [29] and had been involved in studies of the opinion dynamics [31] for several years, the open MASs have just become a rising topic recently in the control community. The recent attention to the open MAS was initiated by [30], [32], in which the authors formally studied the consensus and max consensus problems of such systems under the gossip algorithm that randomly selecting agent pairs to derive their averages. The agent circulation is considered to be deterministic. To deal with the dimension variations in the network, the "scale-independent" quantities were considered therein as the metrics for consensus errors. The results were further extended by [33] from the deterministic circulation case to the random case. Note that all the aforementioned works established their results on some ideal agent interaction settings, e.g., no graph constraint was considered for the agent interactions in [30], [33], which means the gossip algorithm can freely select any two agents regardless of the connectivity between them; the underlying interaction graph was assumed to be complete for the open MAS in [30], [32], which implies each pair of agents are connected. Further, the proportional dynamic consensus problem is studied for the open MASs by [34]. The authors introduced an open distance function to illustrate the consensus error and proposed a formal stability definition for the error

trajectories. However, the results were based on the assumption that the considered directed graph is strongly connected every time. In general, although some results have been obtained for the open MASs, they had paid little attention to the underlying interaction topologies of the agent network [30], [33] or only considered some strong graph connectivity conditions [32], [34]. The studies on some more general topology settings are still lacking. Besides, none of the aforementioned works has considered a general case where the traditional topology switching and the agent circulation occur simultaneously. In this sense, further investigations on the open MAS, especially on more complex topology conditions, are worthwhile.

As was mentioned above, the open MAS reflects a natural extension of the MAS with traditional switching topologies. This implies the open MAS intrinsically carries the switching properties. These include the switchings caused by both the variations in network connections and the variations in network size. Such features reveal a close connection between the open MAS and the aforementioned MDSS. This thus motivates us to study the consensus problem of the open MAS under the framework of the MDSS.

The contributions of this paper are listed as follows:

- 1) The MDSS whose subsystems do not necessarily have the identical state dimension is studied. The state transition at each switching instant is interpreted into the combination of the dimensional variation and the state jump (impulse), which facilitates the stability analysis for the MDSS with unstable subsystems.
- 2) By considering different types of the state impulses, the corresponding stability performance for the linear MDSS with unstable subsystems is guaranteed with the aid of the newly proposed average dwell-time and multiple Lyapunov function methods.
- 3) The linear MDSS model is applied to describe the open MAS, whose communication topology is naturally switching and size-varying due to the agent circulation behaviors in the agent network. The consensus problems of the open MAS is then converted into the stability problems of the corresponding MDSS. Moreover, the application of the MDSS framework also enables one to seek corresponding consensus performance for open MAS under switching topologies with different connectivity conditions, including the case where the underlying digraphs are disconnected.

The rest of the paper are organized as follows: Section II gives the system formulation as well as some preliminaries for the MDSS; Section III presents the main results regarding the stability of the MDSS; Section IV introduces the open MAS and analyzes its consensus problem in the MDSS framework, the simulation regarding an open MAS is also conducted; Section V concludes the paper and gives some prospects.

The notations used in this work are summarized as follows: $\mathbf{1}_n$ denotes a vector of dimension n that is fully composed by ones; $\mathbb{B}^{m \times n}$ represents an $m \times n$ binary matrix; \mathbb{R}^n and $\mathbb{R}^{m \times n}$ represent the n -th dimensional Euclidean vector space and $m \times n$ dimensional matrix space, respectively; \mathbb{C}_- denotes the left-half complex plane and \mathbb{C}_+ denotes the right-half complex plane; \mathbb{C} denotes the complementary set of set \mathbb{C} ; the identity

matrix without explicitly specifying its dimension is denoted by I and the n -th dimensional identity matrix is denoted by I_n ; the Kronecker product of matrices A and B is denoted by $A \otimes B$; for any square matrix $R \in \mathbb{R}^{n \times n}$, $\lambda(R)$ denotes the spectrum of R ; $\text{Re}(\dots)$ denotes the real part of a complex number; $P > 0$ means that P is real symmetric and positive definite.

II. SYSTEM FORMULATION AND PRELIMINARIES

In this section we will present the formulation of the MDSS. The state transition mechanism at the switching instants will be provided in the meantime. Specifically, some properties of the parameters of the state transition process will be discussed. In addition, some prerequisite concepts will also be presented in this section. Note that in this work we only consider the MDSS in the continuous-time domain.

A. MDSS model

Compared with (1), an MDSS contains subsystems of different dimensions. Specifically, given the switching signal $\sigma(t)$, $\sigma : \mathbb{R}_{\geq 0} \rightarrow \mathcal{P}$, $\mathcal{P} = \{1, 2, \dots, s\}$, s is the total number of subsystems, an MDSS with general nonlinear subsystem dynamics or briefly the nonlinear MDSS can be formulated as follows:

$$\dot{x}_{\sigma(t)}(t) = f_{\sigma(t)}(t, x_{\sigma(t)}(t)), \quad (2)$$

where $x_{\sigma(t)}(t) = [x_{\sigma(t),1}(t), x_{\sigma(t),2}(t), \dots, x_{\sigma(t),n_{\sigma(t)}}(t)]^T \in \mathbb{R}^{n_{\sigma(t)}}$ is the state vector, $x_{\sigma(t),i}(t) \in \mathbb{R}$ is the i th state component of $x_{\sigma(t)}(t)$, $i \in \{1, \dots, n_{\sigma(t)}\}$, note that in the following the argument t may be omitted for brevity. $f_{\sigma(t)} : \mathbb{R}_{\geq 0} \times \mathbb{R}^{n_{\sigma(t)}} \rightarrow \mathbb{R}^{n_{\sigma(t)}}$ is locally Lipschitz w.r.t. $x_{\sigma(t)}(t)$ for each $\phi \in \mathcal{P}$. The switching signal $\sigma(t)$ is a piecewise right continuous function and we denote the k -th switching instant as t_k , $k = 1, 2, \dots$. Specifically, for all $\phi \in \mathcal{P}$, we assign those corresponding to unstable equilibrium of $f_{\phi}(t, x_{\phi})$ to the set \mathcal{P}_u and those corresponding to the stable equilibrium to the set \mathcal{P}_s such that $\mathcal{P}_u \cap \mathcal{P}_s = \emptyset$, and $\mathcal{P}_u \cup \mathcal{P}_s = \mathcal{P}$.

For the MDSS with linear subsystem dynamics, or briefly the linear MDSS, we consider the following closed-loop system derived by standard state-feedback control:

$$\dot{x}_{\sigma(t)}(t) = (A_{\sigma(t)} + B_{\sigma(t)}K_{\sigma(t)})x_{\sigma(t)}(t), \quad (3)$$

where $A_{\sigma(t)} \in \mathbb{R}^{n_{\sigma(t)} \times n_{\sigma(t)}}$, $B_{\sigma(t)} \in \mathbb{R}^{n_{\sigma(t)} \times r}$, $K_{\sigma(t)} \in \mathbb{R}^{r \times n_{\sigma(t)}}$.

As is shown by (2), the MDSS is a generalization of the classic switched systems since it allows each subsystem has its unique state dimension. It can be seen on the next that such a feature will make the state transitions of the MDSS at certain switching instants distinct from those of the classic switched systems.

B. State transition mechanism at switching instants

For a classic impulse-free switched system (1), its state transition at any switching instant t_k is considered to be continuous, that is

$$x(t_k^+) = x(t_k^-). \quad (4)$$

Clearly, the relation exhibited by (4) would not be the case for the MDSS (2) due to the non-identical nature in the dimension of different subsystems. On the other hand, even for the case where there is no dimension difference between any pair of subsystems, the relation (4) could not hold if there exist state jumps at the switching instant (cf., the impulsive switched systems [35]). It is thus critical to characterize both the dimension variations and the state jumps for the MDSS to illustrate its state transition at any switching instant. To this end, we formulate the state transition of (2) at the switching instant t_k as the following form:

$$x_{\sigma(t_k^+)}(t_k^+) = \Xi_{\sigma(t_k^+), \sigma(t_k^-)} x_{\sigma(t_k^-)}(t_k^-) + \Phi_k, \quad (5)$$

where $\Xi_{\sigma(t_k^+), \sigma(t_k^-)} \in \mathbb{B}^{n_{\sigma(t_k^+)} \times n_{\sigma(t_k^-)}}$ and $\Phi_k \in \mathbb{R}^{n_{\sigma(t_k^+)}}$ are called the *transition matrix* and the *impulse vector*, respectively. In addition, assume that $\|\Phi_k\| \leq \bar{\Phi}$, where $\bar{\Phi} > 0$ is a certain constant. It can be readily seen from (5) that the presence of $\Xi_{\sigma(t_k^+), \sigma(t_k^-)} \neq I_{n_{\sigma(t_k^-)}}$ and $\Phi_k \neq 0$ makes the state transition of the MDSS (2) at any t_k *not continuous*, since $\Delta x_{\sigma(t_k)}(t_k) \triangleq x_{\sigma(t_k^+)}(t_k^+) - x_{\sigma(t_k^-)}(t_k^-) = (\Xi_{\sigma(t_k^+), \sigma(t_k^-)} - I_{n_{\sigma(t_k^-)}})x_{\sigma(t_k^-)}(t_k^-) + \Phi_k \neq 0$. Furthermore, the following remark summarizes the duties of $\Xi_{\sigma(t_k^+), \sigma(t_k^-)}$ and Φ_k .

Remark 1: The transition matrix $\Xi_{\sigma(t_k^+), \sigma(t_k^-)}$ is a 0-1 matrix that indicates the dimension variation (reduction or expansion) of the state at t_k . Specifically, it can be derived by removing specific rows (dimension reduction) from or by adding zero rows (dimension expansion) to specific positions of an identity matrix $I_{n_{\sigma(t_k^-)}}$. On the other hand, the impulse vector Φ_k is a real vector indicating the value changes of $x_{\sigma(t)}(t)$ at any t_k . It yields two types of changes, i.e., the changes caused by initial value assignment for the new expanded state components and the changes caused by of instant jumps of the intact state components. An illustration of the state transition (5) characterized by $\Xi_{\sigma(t_k^+), \sigma(t_k^-)}$ and Φ_k at some switching instants of an MDSS is provided in Fig. 1. Clearly, the continuous state transition (4) will be obtained if there hold $\Xi_{\sigma(t_k^+), \sigma(t_k^-)} = I_{n_{\sigma(t_k^-)}}$ and $\Phi_k = 0$ for some t_k .

Next, we will further investigate the evolution properties of the impulse vector Φ_k w.r.t. the switching instant t_k , which turn out to be pivotal in the stability analysis of the MDSS.

C. State dependency of impulses

Aside from the dimension variation that brings noncontinuity to the state transition (5) of the MDSS (2), the state jump brought by Φ_k also plays a vital role in causing such non-continuity. If regarding such non-continuity as an impulsive effect on the state, then one can readily conclude from (5) that Φ_k brings the state impulse that could be independent of the value of the state $x_{\sigma(t_k^-)}(t_k^-)$. In contrast, the state impulse brought by the pure dimension variation must depend on the value of $x_{\sigma(t_k^-)}(t_k^-)$ since there holds $\Delta x_{\sigma(t_k)}(t_k) = (\Xi_{\sigma(t_k^+), \sigma(t_k^-)} - I_{n_{\sigma(t_k^-)}})x_{\sigma(t_k^-)}(t_k^-)$ for $\Phi_k = 0$. Therefore, by (5) it is straight forward that the state dependency of the impulse $\Delta x_{\sigma(t_k)}(t_k)$ will rely solely on the state dependency of the impulse vector Φ_k .

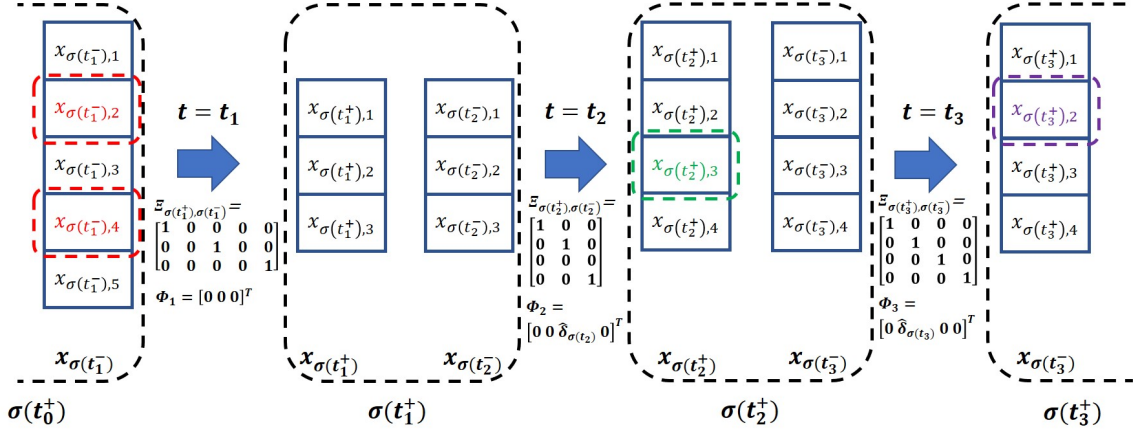


Fig. 1. Illustration of the state transitions at switching instants t_1, t_2, t_3 of an MDSS. The state components enclosed by colored dashed boxes are those affected by the dimension reduction (red), the dimension expansion (green) and state impulses (purple). The transition at t_1 features pure reduction in dimension without instant changes of the state; the transition at t_2 features pure expansion in dimension with initial value $\hat{\delta}_{\sigma(t_2)}$ assigned to the expanded state component; the transition at t_3 does not exhibit any change in dimension but it features the pure impulse brought by $\hat{\delta}_{\sigma(t_3)}$ in certain state component.

For the *state-independent* Φ_k , its value only relies on the switching instant t_k , i.e., there is no explicit relationship between Φ_k and $x_{\sigma(t_k^-)}(t_k^-)$. This indicates the state impulse $\Delta x_{\sigma(t_k)}(t_k) = (\Xi_{\sigma(t_k^+), \sigma(t_k^-)} - I_{n_{\sigma(t_k^-)}})x_{\sigma(t_k^-)}(t_k^-) + \Phi_k$ does not completely rely on the state $x_{\sigma(t_k^-)}(t_k^-)$.

For the *state-dependent* Φ_k on the other hand, its value will further rely on the value of $x_{\sigma(t_k^-)}(t_k^-)$. This indicates an explicit relationship between Φ_k and $x_{\sigma(t_k^-)}(t_k^-)$. Specifically, we have the following formulation for the state-dependent Φ_k :

$$\Phi_k = \hat{\Xi}_{\sigma(t_k^+), \sigma(t_k^-)} x_{\sigma(t_k^-)}(t_k^-), \quad (6)$$

in which $\hat{\Xi}_{\sigma(t_k^+), \sigma(t_k^-)} \in \mathbb{R}^{n_{\sigma(t_k^+)} \times n_{\sigma(t_k^-)}}$ is any given real matrix. As a result, the state transition (5) with state-dependent Φ_k as defined in (6) can be rewritten as:

$$x_{\sigma(t_k^+)}(t_k^+) = \check{\Xi}_{\sigma(t_k^+), \sigma(t_k^-)} x_{\sigma(t_k^-)}(t_k^-), \quad (7)$$

where $\check{\Xi}_{\sigma(t_k^+), \sigma(t_k^-)} = \Xi_{\sigma(t_k^+), \sigma(t_k^-)} + \hat{\Xi}_{\sigma(t_k^+), \sigma(t_k^-)}$.

Remark 2: A state-dependent Φ_k as defined in (6) is derived via a linear mapping $\hat{\Xi}_{\sigma(t_k^+), \sigma(t_k^-)}$ of $x_{\sigma(t_k^-)}(t_k^-)$. Note that (6) actually rules out the case in which the state transition is from a zero state to a non-zero one, that is, the state impulses would never occur once the state converges to zero. Such a setting for the state impulses have been commonly adopted in analysis for the impulsive systems to obtain asymptotical convergence performance, see e.g., [36].

In the upcoming analysis, we shall see that these different types of state impulses will result in different stability performance of the MDSS (2).

D. Preliminaries

Some definitions regarding the MDSS (2) will be presented in this subsection as preliminaries for further analysis.

Definition 1: An MDSS (2) satisfying (5) is said to be globally uniformly practically stable (GUPS), if there exist a class \mathcal{KL} function β and a constant $\epsilon \geq 0$ such that

$$\|x_{\sigma(t)}(t)\| \leq \beta(\|x_{\sigma(t_0)}(t_0)\|, t - t_0) + \epsilon, \quad \forall t \geq t_0, \quad (8)$$

for any $x_{\sigma(t_0)}(t_0)$, where ϵ is called the ultimate bound of $x_{\sigma(t)}(t)$ as $t \rightarrow +\infty$. Particularly, if one has $\epsilon \equiv 0$, then (2) is said to be globally uniformly asymptotically stable (GUAS).

Remark 3: Note that the above definition for the practical stability (8) of the MDSS is similar in form to the one proposed in [20, Definition 1]. The difference lies in that we replace the requirement of the boundedness therein into the stricter ultimate boundedness.

Next, for the switching signal $\sigma(t)$ of (2) with the state-transition mechanism (5), we will introduce the following concepts of the transition-dependent average dwell time (TDADT) as the extension of the mode-dependent average dwell time proposed in [14]. Note that similar to [14], the new concepts will also be presented in the sense of the slow switching and the fast switching, respectively.

Definition 2: On a given time interval $[t_0, t_f)$, $t_f > t_0 \geq 0$ and for any $\phi \in \mathcal{P}_s$ with its precedent mode $\hat{\phi} \in \mathcal{P}$ ($\phi \neq \hat{\phi}$), denote the total number of switchings from $\hat{\phi}$ to ϕ as $N_{\phi, \hat{\phi}}(t_0, t_f)$ and denote the sum of the active duration of mode ϕ preceded by mode $\hat{\phi}$ as $T_{\phi, \hat{\phi}}(t_0, t_f)$. If there exist constants $\hat{N}_{\phi, \hat{\phi}}$ and $\tau_{\phi, \hat{\phi}}$ such that

$$N_{\phi, \hat{\phi}}(t_0, t_f) \leq \hat{N}_{\phi, \hat{\phi}} + \frac{T_{\phi, \hat{\phi}}(t_0, t_f)}{\tau_{\phi, \hat{\phi}}}, \quad (9)$$

then $\tau_{\phi, \hat{\phi}}$ is called the TDADT of the slow-switching signal $\sigma(t)$.

Remark 4: It can be seen from the above that the TDADT is associated with the pair of different switching modes which are connected by the state transition (5), hence the name “transition-dependent”. The TDADT extends the concept of

the MDADT since the MDADT is only associated with a single switching mode, see [8], [14].

Definition 3: On a given time interval $[t_0, t_f)$, $t_f > t_0 \geq 0$ and for any $\phi \in \mathcal{P}_u$ with its precedent mode $\hat{\phi} \in \mathcal{P}$ ($\phi \neq \hat{\phi}$), denote the total number of switchings from $\hat{\phi}$ to ϕ as $N_{\phi, \hat{\phi}}(t_0, t_f)$ and denote the sum of the active duration of mode ϕ preceded by mode $\hat{\phi}$ as $T_{\phi, \hat{\phi}}(t_0, t_f)$. If there exist constants $\hat{N}_{\phi, \hat{\phi}}$ and $\tau_{\phi, \hat{\phi}}$ such that

$$N_{\phi, \hat{\phi}}(t_0, t_f) \geq \hat{N}_{\phi, \hat{\phi}} + \frac{T_{\phi, \hat{\phi}}(t_0, t_f)}{\tau_{\phi, \hat{\phi}}}, \quad (10)$$

then $\tau_{\phi, \hat{\phi}}$ is called the TDADT of the fast-switching signal $\sigma(t)$.

Remark 5: The TDADT defined for the fast-switching signal is an extension of the “fast MDADT” proposed by [14], in which the authors use such a concept of the fast MDADT to characterize the duration property of the unstable modes activated in a switched system.

Based on the notion of the TDADT, we further introduce the following concept as another description method for a switching signal.

Definition 4: On given time span $[t_0, t)$, $0 \leq t_0 < t < +\infty$: for a certain k -th switching instant $t_k \in (t_0, t)$, $\forall k = 1, 2, \dots, N_\sigma(t_0, t)$, we define the following

$$\tau_{\phi, \hat{\phi}}(t_k, t) = \frac{T_{\phi, \hat{\phi}}(t_k, t)}{N_{\phi, \hat{\phi}}(t_k, t)}, \quad (11)$$

as the piecewise TDADT of $\sigma(t)$, in which $N_{\phi, \hat{\phi}}(t_k, t)$ denotes the total number of switchings from $\hat{\phi}$ to ϕ . Denote the total number of switchings over $[t_k, t)$ as $N(t_k, t) = \sum_{\forall \phi, \hat{\phi} \in \mathcal{P}} N_{\phi, \hat{\phi}}(t_k, t)$.

Remark 6: The piecewise TDADT $\tau_{\phi, \hat{\phi}}$ defined above depicts the average activating period of a switching mode ϕ whose precedent mode is $\hat{\phi}$ on the time interval (t_k, t) , $k = 1, 2, \dots, N(t_k, t)$. It is deserved to point out that though such piecewise TDADT has not been formulated in a standard dwell-time manner (cf. (9) and (10)), we still slightly abuse the term of “dwell time” to name it since it plays a similar role to the conventional dwell time framework in the upcoming analysis.

Additionally, we introduce the quasi-alternative switching signal proposed in [37] as the following definition:

Definition 5 (Quasi-alternative switching signal, adapted from [37]): For any switching instant t_k , if a switching signal $\sigma(t)$ satisfies that if $\sigma(t_k^+) \in \mathcal{P}_u$, then $\sigma(t_{k+1}^+) \in \mathcal{P}_s$, then it is called the quasi-alternative switching signal. Additionally, we denote the set of switching signals with such a property as $\tilde{\Psi}_\sigma$.

Remark 7: As was pointed out in [37], the quasi-alternative switching signal rules out the switchings between two unstable modes. Such a setting ensures that the unstable dynamics of a switching mode can immediately be compensated by the stable dynamics of the following stable mode.

III. STABILITY ANALYSIS FOR MDSS

In this section we will present one of the main results of this work concerning the stability analysis of the MDSS.

Throughout this section, we have the following settings on a given switching signal $\sigma(t)$ on the time interval $[t_0, t_f)$, $0 \leq t_0 < t_f < +\infty$. Denote the k -th switching instant in $[t_0, t_f)$ as t_k , $k = 1, \dots, N(t_0, t_f)$, and assume that $\phi = \sigma(t_k^+)$, $\hat{\phi} = \sigma(t_k^-)$.

A. Stability analysis for general nonlinear MDSS

Theorem 1: Considering (2) satisfying (5) with the switching signal $\sigma(t)$ defined on $[t_0, t_f)$, $0 \leq t_0 < t_f$, if for any $\phi, \hat{\phi} \in \mathcal{P}$, there exist class \mathcal{K}_∞ functions $\underline{\kappa}, \bar{\kappa}, \tilde{\gamma}_\phi$, $\phi \in \mathcal{P}_s$; $\tilde{\Theta} > 0$ and \mathcal{C}^1 non-negative function $V_\phi(t, x_\phi(t)) : \mathbb{R}_{\geq 0} \times \mathbb{R}^{n_\phi} \rightarrow \mathbb{R}_{\geq 0}$, $\phi \in \mathcal{P}$, such that

$$\underline{\kappa}(x_\phi) \leq V_\phi(t, x_\phi(t)) \leq \bar{\kappa}(x_\phi), \quad (12)$$

$$\dot{V}_\phi(t, x_\phi(t)) \leq \tilde{\gamma}_\phi V_\phi(t, x_\phi(t)), \quad (13)$$

$$V_\phi(t_k^+, x_\phi(t_k^+)) \leq \Omega_{\phi, \hat{\phi}} V_{\hat{\phi}}(t_k^-, x_{\hat{\phi}}(t_k^-)) + \tilde{\Theta}, \quad (14)$$

where $\tilde{\gamma}_\phi > 0$, $\phi \in \mathcal{P}_u$, $\tilde{\gamma}_\phi < 0$, $\Omega_{\phi, \hat{\phi}} > 1$, $\phi \in \mathcal{P}_s$, $\hat{\phi} \in \mathcal{P}$; $0 < \Omega_{\phi, \hat{\phi}} < 1$, $\phi \in \mathcal{P}_u$, $\hat{\phi} \in \mathcal{P}$, then the MDSS is GUPS provided that the TDADT and piecewise TDADTs of $\sigma(t)$ satisfy:

if $\phi \in \mathcal{P}_s$, $\hat{\phi} \in \mathcal{P}$,

$$\tau_{\phi, \hat{\phi}} \geq -\frac{\ln \Omega_{\phi, \hat{\phi}}}{\tilde{\gamma}_\phi}, \quad (15)$$

$$\tau_{\phi, \hat{\phi}}(t_j, t) \geq -\frac{\ln \Omega_{\phi, \hat{\phi}}}{\tilde{\gamma}_\phi}, \quad j = 1, 2, \dots, k, \quad (16)$$

if $\phi \in \mathcal{P}_u$, $\hat{\phi} \in \mathcal{P}$,

$$\tau_{\phi, \hat{\phi}} \leq -\frac{\ln \Omega_{\phi, \hat{\phi}}}{\tilde{\gamma}_\phi}, \quad (17)$$

$$\tau_{\phi, \hat{\phi}}(t_j, t) \leq -\frac{\ln \Omega_{\phi, \hat{\phi}}}{\tilde{\gamma}_\phi}, \quad j = 1, 2, \dots, k. \quad (18)$$

The ultimate bound as $t \rightarrow +\infty$ is given by $\epsilon = \underline{\kappa}^{-1}(\tilde{\epsilon})$, in which, $\tilde{\epsilon} = \frac{\tilde{\Theta}}{\Omega} \frac{e^\varsigma}{1-e^\varsigma}$, $\tilde{\Omega} = \min_{\forall \phi \in \mathcal{P}_u, \hat{\phi} \in \mathcal{P}} \Omega_{\phi, \hat{\phi}}$, $\tilde{\Theta} = \max_{\forall \phi, \hat{\phi} \in \mathcal{P}} \tilde{\Theta}$, $\varsigma = \max_j \varsigma^j$, $\varsigma^j = \max_{\forall \phi, \hat{\phi} \in \mathcal{P}} \varsigma_{\phi, \hat{\phi}}^j$, $\varsigma_{\phi, \hat{\phi}}^j = \lim_{t \rightarrow +\infty} \tau_{\phi, \hat{\phi}}(t_j, t) \tilde{\gamma}_\phi + \ln \Omega_{\phi, \hat{\phi}}$, $j = 1, 2, \dots, k$. Moreover, given $\tilde{\Theta} \equiv 0$, then (2) is GUAS if conditions (15) and (17) are satisfied.

Proof: Throughout this proof, we use $V_{\sigma(t)}(t)$ to denote $V_{\sigma(t)}(t, x_{\sigma(t)}(t))$ for brevity. By integrating (13) on both sides from t_0 to t_{k+1}^- (which indicates the considered integral terminal time $t = t_k^-$ is a general non-switching instant given the right continuity of $\sigma(t)$), and applying (14) at each switching instant t_k , one obtains

$$\begin{aligned} & V_{\sigma(t_{k+1}^-)}(t_{k+1}^-) \\ & \leq e^{\tilde{\gamma}_{\sigma(t_k^+)}(t_{k+1}-t_k)} \left(\Omega_{\sigma(t_k^+), \sigma(t_k^-)} e^{\tilde{\gamma}_{\sigma(t_{k-1}^+)}(t_k-t_{k-1})} \right. \\ & \quad \times V_{\sigma(t_{k-1}^+)}(t_{k-1}^+) + \tilde{\Theta} \Big), \\ & \leq e^{\tilde{\gamma}_{\sigma(t_k^+)}(t_{k+1}-t_k)} \left(\Omega_{\sigma(t_k^+), \sigma(t_k^-)} \Omega_{\sigma(t_{k-1}^+), \sigma(t_{k-1}^-)} \right. \end{aligned}$$

$$\begin{aligned}
& \times e^{\tilde{\gamma}_{\sigma(t_{k-1}^+)}(t_k - t_{k-1})} e^{\tilde{\gamma}_{\sigma(t_{k-2}^+)}(t_{k-1} - t_{k-2})} V_{\sigma(t_{k-2}^+)}(t_{k-2}^+) \\
& + \Omega_{\sigma(t_k^+), \sigma(t_k^-)} e^{\tilde{\gamma}_{\sigma(t_{k-1}^+)}(t_k - t_{k-1})} \tilde{\Theta} + \tilde{\Theta}), \\
& \dots \\
& \leq e^{\sum_{j=0}^{k-1} \left(\ln \Omega_{\sigma(t_{k-j}^+), \sigma(t_{k-j}^-)} + \tilde{\gamma}_{\sigma(t_{k-j}^+)}(t_{k-j+1} - t_{k-j}) \right)} e^{\tilde{\gamma}_{\sigma(t_0^+)}(t_1 - t_0)} \\
& \times V_{\sigma(t_0^+)}(t_0^+) \\
& + \sum_{\nu=0}^{k-1} \left(\tilde{\Theta} \frac{e^{\sum_{j=0}^{\nu} \left(\ln \Omega_{\sigma(t_{k-j}^+), \sigma(t_{k-j}^-)} + \tilde{\gamma}_{\sigma(t_{k-j}^+)}(t_{k-j+1} - t_{k-j}) \right)}}{\Omega_{\sigma(t_{k-\nu}^+), \sigma(t_{k-\nu}^-)}} \right). \tag{19}
\end{aligned}$$

For (19), grouping the terms w.r.t. the same mode pair $\phi, \hat{\phi} \in \mathcal{P}$, $\phi \neq \hat{\phi}$ together, then by applying (9) and (10) one has:

$$\begin{aligned}
V_{\sigma(t_{k+1}^-)}(t_{k+1}^-) & \leq e^{\sum_{\phi \in \mathcal{P}} (\tilde{\gamma}_{\phi} \tau_{\phi, \hat{\phi}} + \ln \Omega_{\phi, \hat{\phi}}) N_{\phi, \hat{\phi}}(t_0, t_{k+1})} \\
& \times e^{\tilde{\gamma}_{\sigma(t_0^+)}(t_1 - t_0)} V_{\sigma(t_0^+)}(t_0) + \frac{\tilde{\Theta}}{\tilde{\Omega}} \tilde{\Lambda}_k, \tag{20}
\end{aligned}$$

where

$$\tilde{\Lambda}_k = \sum_{j=1}^k e^{\sum_{\phi \in \mathcal{P}} (\tilde{\gamma}_{\phi} T_{\phi, \hat{\phi}}(t_{k-j+1}, t_{k+1}) + \ln \Omega_{\phi, \hat{\phi}}^{N_{\phi, \hat{\phi}}(t_{k-j+1}, t_{k+1})})}. \tag{21}$$

In the above, $\tilde{\Omega} = \min_{\forall \phi \in \mathcal{P}_u, \hat{\phi} \in \mathcal{P}} \Omega_{\phi, \hat{\phi}}$. Note that in general, the summation term (21) in (20) will become a non-negative infinite series as $t_{k+1} \rightarrow +\infty$. It is because $t_{k+1} \rightarrow +\infty$ would imply $k \rightarrow +\infty$ if one rules out a trivial case that there are finite number of switchings in an infinite time interval. In addition, define $\varsigma_{\phi, \hat{\phi}}^j = \lim_{t \rightarrow +\infty} \tau_{\phi, \hat{\phi}}(t_j, t) \tilde{\gamma}_{\phi} + \ln \Omega_{\phi, \hat{\phi}}^{N_{\phi, \hat{\phi}}(t_{k-j+1}, t_{k+1})}$, $j = 1, 2, \dots, k$. Clearly, it can be concluded from (16) and (18) that $\varsigma_{\phi, \hat{\phi}}^j \leq 0$, $\forall \phi, \hat{\phi} \in \mathcal{P}$. Then with (11) applied one can readily obtain the following limit for (21):

$$\begin{aligned}
\lim_{k \rightarrow +\infty} \tilde{\Lambda}_k & = \lim_{k \rightarrow +\infty} \sum_{j=1}^k e^{\sum_{\phi \in \mathcal{P}} \varsigma_{\phi, \hat{\phi}}^j N_{\phi, \hat{\phi}}(t_{k-j+1}, t_{k+1})} \\
& \leq \lim_{k \rightarrow +\infty} \sum_{j=1}^k e^{\varsigma^j N(t_{k-j+1}, t_{k+1})} \\
& = \lim_{k \rightarrow +\infty} \sum_{j=1}^k e^{j\varsigma} = \frac{e^{\varsigma}}{1 - e^{\varsigma}}, \tag{22}
\end{aligned}$$

where $\varsigma = \max_{\forall j} \varsigma^j$, $\varsigma^j = \max_{\forall \phi, \hat{\phi} \in \mathcal{P}} \varsigma_{\phi, \hat{\phi}}^j$. Then it follows from (20) and (22) that with conditions (15), (17) applied, $\lim_{t \rightarrow +\infty} V_{\sigma(t)}(t) \leq \tilde{\epsilon}$, where $\tilde{\epsilon} = \frac{\tilde{\Theta}}{\tilde{\Omega}} \frac{e^{\varsigma}}{1 - e^{\varsigma}}$. By (12), it implies that $\lim_{t \rightarrow +\infty} \|x_{\sigma(t)}(t)\| \leq \underline{\kappa}^{-1}(\tilde{\epsilon}) > 0$. Recalling Definition 1, one concludes that the MDSS (2) is GUPS, and $\epsilon = \underline{\kappa}^{-1}(\tilde{\epsilon})$. In particular, if there holds $\tilde{\Theta} \equiv 0$, then condition (14) becomes $V_{\phi}(t_k^+, x_{\phi}(t_k^+)) \leq \Omega_{\phi, \hat{\phi}} V_{\phi}(t_k^-, x_{\phi}(t_k^-))$. It then follows from (20) that with (15) and (17) satisfied, $\lim_{t \rightarrow +\infty} V_{\sigma(t)}(t) = 0$. By (12), this further indicates $\lim_{t \rightarrow +\infty} \|x_{\sigma(t)}(t)\| = 0$, which implies that (2) is GUAS. ■

Remark 8: Theorem 1 provides essential stability conditions for a general nonlinear MDSS (2) under the TDADT framework. However, Theorem 1 turns out to be trivial in practice since it assumes in advance the existence of $V_{\phi}(t, x_{\phi}(t))$ for any ϕ that satisfies (12), (13) and (14) without providing an explicit method of finding such a kind of functions. Moreover, a general nonlinear model as (2) usually provides limited structural information for constructing a specific $V_{\phi}(t, x_{\phi}(t))$. Thus to explicitly find such a kind of functions, in the next section we are going to pay attention to the linear version (3) of the MDSS (2).

B. Dynamical multiple Lyapunov functions

In studies on the stability problems of classic switched linear systems, the methods of multiple Lyapunov functions (MLFs) with piecewise quadratic forms [38] are vastly employed. For example, given $\dot{x}(t) = A_{\delta(t)}x(t)$ which is linearized from (1), where $A_{\delta(t)}$ is the corresponding Jacobian matrix of the nonlinear function $f_{\delta(t)}$ at the equilibrium, an MLF can be constructed for any $\varphi \in \mathcal{W}$ as $V_{\varphi}(t) = x^T(t)P_{\varphi}x(t)$, in which P_{φ} is a positive definite matrix. In most literature applying such MLF methods, a condition similar to (14) is involved at any switching instant t_k , $k \in \mathbb{N}$, that is, there exists $\mu > 0$ such that $V_{\varphi}(t_k) \leq \mu V_{\hat{\varphi}}(t_k)$ holds for any $\hat{\varphi} \neq \varphi$, $\forall \hat{\varphi}, \varphi \in \mathcal{W}$. Given the MLF mentioned above, such a condition in fact boils down to a linear matrix inequality (LMI), i.e., $P_{\varphi} \leq \mu P_{\hat{\varphi}}$. Based on this LMI condition, the stability of the classic switched linear systems, even those with unstable subsystems, can be ensured with the aid of various dwell-time approaches, such as the MDADT method [8], [14]. However, if taking the same MLF form for the considered linear MDSS (3), then the above LMI conditions will be unable to establish due to the different dimensions of P_{ϕ} for different $\phi \in \mathcal{P}$. It thus entails extensions of the conventional MLF methods such that they can adapt to the MDSS structure and can also be capable of dealing with the presence of the unstable subsystems.

To tackle this issue, in this section we propose a parameterized MLF, called the *dynamical MLF*, for (3) under $\sigma(t) \in \tilde{\Psi}_{\sigma}$. Specifically, for any $t \in [t_k, t_{k+1})$, $k = 1, 2, \dots, N(t_0, t_f)$, construct $V_{\sigma(t_k)}(t, x_{\sigma(t_k)}(t)) = \eta(t)x_{\sigma(t_k)}^T(t)P_{\sigma(t_k)}x_{\sigma(t_k)}(t)$, where P_{ϕ} is a positive definite matrix for any $\phi \in \mathcal{P}$; $\eta(t)$ is a bounded piecewise constant function, i.e., $\forall t \in [t_k, t_{k+1})$, $\eta(t) = \eta_k \in [\underline{\eta}, \bar{\eta}] \subset (0, +\infty)$, where $\eta_k > 0$ is a constant related to the switching instant t_k , $\underline{\eta}$ and $\bar{\eta}$ are certain positive constants. Clearly, it can be seen that $V_{\sigma(t_k)}(t, x_{\sigma(t_k)}(t))$ satisfies (12). Then by (5) one has the following at any switching instant t_k :

$$\|x_{(\sigma(t_k^+))}(t_k^+)\|^2 \leq 2\|\Xi_{\sigma(t_k^+), \sigma(t_k^-)}\|^2 \|x_{(\sigma(t_k^-))}(t_k^-)\|^2 + 2\|\Phi_k\|^2, \tag{23}$$

$$V(t_k^+, x_{\sigma(t_k^+)}(t_k^+)) \leq \Omega_{\sigma(t_k^+), \sigma(t_k^-)} V(t_k^-, x_{\sigma(t_k^-)}(t_k^-)) + \tilde{\Theta}, \tag{24}$$

where for any $\phi = \sigma(t_k^+)$, $\hat{\phi} = \sigma(t_k^-)$ and $\Gamma_{\phi, \hat{\phi}} = \{k | \sigma(t_{k-1}) = \hat{\phi}, \sigma(t_k) = \phi\}$, then by $\|\Xi_{\phi, \hat{\phi}}\| \equiv 1$, $\|\Phi_k\| \leq \bar{\Phi}$, there hold

$$\begin{cases} \Omega_{\phi, \hat{\phi}} = \max_{\forall k \in \Gamma_{\phi, \hat{\phi}}} \left(\frac{2\eta_k \lambda_{\max}(P_{\phi})}{\eta_{k-1} \lambda_{\min}(P_{\hat{\phi}})} \right), & \tilde{\Theta} = \tilde{\vartheta}, & \Phi_k \text{ not s.t. (6),} \\ \Omega_{\phi, \hat{\phi}} = \max_{\forall k \in \Gamma_{\phi, \hat{\phi}}} \left(\frac{2\eta_k \lambda_{\max}(P_{\phi})}{\eta_{k-1} \lambda_{\min}(P_{\hat{\phi}})} \Upsilon \right), & \tilde{\Theta} = 0, & \Phi_k \text{ s.t. (6),} \end{cases} \quad (25)$$

where $\tilde{\vartheta} = 2\bar{\eta} \max_{\phi \in \mathcal{P}} \lambda_{\max}(P_{\phi}) \|\bar{\Phi}\|^2$, $\Gamma_{\phi, \hat{\phi}} = \{k | \sigma(t_{k-1}) = \hat{\phi}, \sigma(t_k) = \phi\}$, $\Upsilon = \max(1, \max_{\forall \phi, \hat{\phi} \in \mathcal{P}} \|\Xi_{\phi, \hat{\phi}}\|^2)$. It can be seen that (24) is consistent in form with (14) of Theorem 1, but the condition $0 < \Omega_{\phi, \hat{\phi}} < 1$, $\phi \in \mathcal{P}_u$ cannot be ensured without the proper evaluation of $\eta(t)$ at each switching instant. Hence, the following procedure is resorted for the value update of $\eta(t)$ at each t_k . Note that from here on we assume the switching signal of (3) to be quasi-alternative, i.e., $\sigma(t) \in \tilde{\Psi}_{\sigma}$.

Procedure 1 (Update of $\eta(t)$ at $t_k \in [t_0, t_f]$ given $\sigma(t) \in \tilde{\Psi}_{\sigma}$):

Step 1: $k \leftarrow 0$, initialize $\eta(t_0) = \eta_0 > 0$; $\chi_{\phi, \hat{\phi}} \in (0, 1)$, $\forall \phi \in \mathcal{P}_u$, $\forall \hat{\phi} \in \mathcal{P}_s$, go to Step 2;

Step 2: $k \leftarrow k + 1$, $\eta_k \leftarrow \eta_{k-1}$, if $k \geq N(t_0, t_f)$, go to Step 6;

Step 3: If $\sigma(t_k^+) \in \mathcal{P}_u$ and $\Omega_{\sigma(t_k^+), \sigma(t_{k-1}^+)} \geq 1$, go to Step 4; else if $\sigma(t_k^+) \in \mathcal{P}_s$ and $\sigma(t_{k-1}^+) \in \mathcal{P}_u$ and $k > 1$ go to Step 5; else go to Step 2;

Step 4: $\eta_k \leftarrow \frac{\eta_k}{\Omega_{\sigma(t_k^+), \sigma(t_{k-1}^+)}} \chi_{\sigma(t_k^+), \sigma(t_{k-1}^+)}$, go to Step 2;

Step 5: $\eta_k \leftarrow \frac{2\eta_k \lambda_{\max}(P_{\sigma(t_{k-1}^+)})}{\chi_{\sigma(t_{k-1}^+), \sigma(t_{k-2}^+)} \lambda_{\min}(P_{\sigma(t_{k-2}^+)})}$, go to Step 2;

Step 6: Output $\eta(t)$, exit.

Remark 9: It can be seen that if one sets $\eta(t) \equiv 1$, the dynamical MLF reduces to the classic quadratic MLF as mentioned above. The dynamical MLF features a parameter $\eta(t)$ that varies s.t. Procedure 1. The decrease update of η_k (Step 4) at the switching from a stable mode to an unstable one ensures that the condition $0 < \Omega_{\phi, \hat{\phi}} < 1$ in (14) can always be satisfied. However, a pure decrease update would potentially drive η_k to 0 as $k \rightarrow +\infty$, which would make the dynamical MLF trivial to use. To avoid this issue, the switching signal here for (3) is thus required to satisfy $\sigma(t) \in \tilde{\Psi}_{\sigma}$, i.e., an unstable mode must be followed by a stable mode. In this case, once a decrease update of $\eta(t)$ is made at a switching instant, an increase update (Step 5) which is identical in quantity will be made at the next switching instant. Such a procedure confines the value of $\eta(t)$ into a bounded range, which can be determined by $[\eta_0 \min_{\phi, \hat{\phi} \in \mathcal{P}} \chi_{\phi, \hat{\phi}} / (2 \max_{\phi, \hat{\phi} \in \mathcal{P}} \frac{\lambda_{\max}(P_{\phi})}{\lambda_{\min}(P_{\hat{\phi}})}), \eta_0]$. This also implies $\underline{\eta} = \eta_0 \min_{\phi, \hat{\phi} \in \mathcal{P}} \chi_{\phi, \hat{\phi}} / (2 \max_{\phi, \hat{\phi} \in \mathcal{P}} \frac{\lambda_{\max}(P_{\phi})}{\lambda_{\min}(P_{\hat{\phi}})})$, $\bar{\eta} = \eta_0$. Note that the above are derived with the fact that $\max_{\phi, \hat{\phi} \in \mathcal{P}} \frac{\lambda_{\max}(P_{\phi})}{\lambda_{\min}(P_{\hat{\phi}})} > 1$ and $\bar{\Upsilon} \geq 1$.

Given the dynamical MLF with Procedure 1, we are in the position of presenting the stability analysis for the linear MDSS (3).

C. Stabilization for linear MDSS

Before presenting the main result, the following assumption based on Definition 5 is necessary:

Assumption 1: The switching signal $\sigma(t)$ of the linear MDSS (3) is assumed to be quasi-alternative, i.e., there holds $\sigma(t) \in \tilde{\Psi}_{\sigma}$.

With the above assumption, the following theorem ensures the stability of (3) corresponding to the cases where Φ_k is state-independent and state-dependent, respectively.

Theorem 2: Under Assumption 1, consider (3) with state transition (5) at any $t_k \in [t_0, t_f]$. If for given $\eta_0 > 0$, $\chi_{\phi, \hat{\phi}} \in (0, 1)$, $\phi \in \mathcal{P}_u$, $\hat{\phi} \in \mathcal{P}_s$, and $\forall t \in [t_k, t_{k+1})$, there exist $\eta_k > 0$, $k = 1, 2, \dots, N(t_0, t_f)$ output by Procedure 1 and there exists $P_{\phi} \in \mathbb{R}^{n_{\phi} \times n_{\phi}}$ such that (25) holds and $\tilde{\gamma}_{\phi} = -\frac{1}{\lambda_{\max}(P_{\phi})} + 2\gamma_{\phi} < 0$, $\gamma_{\phi} \in (\max_j \text{Re}(\lambda_j(A_{\phi} + B_{\phi}K_{\phi})), 0)$, $\phi \in \mathcal{P}_s$; $\tilde{\gamma}_{\phi} = 2\gamma_{\phi} > 0$, $\gamma_{\phi} \in (\max_j \text{Re}(\lambda_j(A_{\phi} + B_{\phi}K_{\phi})), +\infty)$, $\phi \in \mathcal{P}_u$, then for state-independent Φ_k , (3) is GUPS provided that (15)-(18) are satisfied, the ultimate bound is $\epsilon = \tilde{\epsilon} \underline{\eta}^{-1} \max_{\phi \in \mathcal{P}} (1/\lambda_{\min}(P_{\phi}))$,

$\underline{\eta} = \eta_0 \min_{\phi, \hat{\phi} \in \mathcal{P}} \chi_{\phi, \hat{\phi}} / (2 \max_{\phi, \hat{\phi} \in \mathcal{P}} \frac{\lambda_{\max}(P_{\phi})}{\lambda_{\min}(P_{\hat{\phi}})})$, $\tilde{\epsilon}$ is given by Theorem 1. Particularly, if Φ_k satisfies (6), i.e., state-dependent, then (3) is GUAS provided that (15) and (17) are satisfied.

Proof: For $\sigma(t) \in \tilde{\Psi}_{\sigma}$ and any $t \in [t_k, t_{k+1})$, $k = 0, 1, \dots, N(t_0, t_f)$, construct the dynamical MLF as $V_{\sigma(t_k)}(t, x_{\sigma(t_k)}(t)) = \eta_k x_{\sigma(t_k)}^T(t) P_{\sigma(t_k)} x_{\sigma(t_k)}(t)$, in which $P_{\sigma(t_k)}$ is the solution to the following Lyapunov equation:

$$\tilde{A}_{\sigma(t_k)}^T P_{\sigma(t_k)} + P_{\sigma(t_k)} \tilde{A}_{\sigma(t_k)} - 2\gamma_{\sigma(t_k)} P_{\sigma(t_k)} = -I_{n_{\sigma(t_k)}}. \quad (26)$$

In the above, $\tilde{A}_{\sigma(t_k)} = A_{\sigma(t_k)} + B_{\sigma(t_k)} K_{\sigma(t_k)}$, $\max_j \text{Re}(\lambda_j(A_{\sigma(t_k)} + B_{\sigma(t_k)} K_{\sigma(t_k)})) < \gamma_{\sigma(t_k)} < 0$, $\sigma(t_k) \in \mathcal{P}_s$; $0 \leq \max_j \text{Re}(\lambda_j(A_{\sigma(t_k)} + B_{\sigma(t_k)} K_{\sigma(t_k)})) < \gamma_{\sigma(t_k)}$, $\sigma(t_k) \in \mathcal{P}_u$. Therefore, it is clear that $P_{\sigma(t_k)}$ is positive definite. Apparently, (26) implies that for any $\phi = \sigma(t_k) \in \mathcal{P}$,

$$\dot{V}_{\phi}(t, x_{\phi}(t_k^+)) \leq \tilde{\gamma}_{\phi} V_{\phi}(t, x_{\phi}(t_k^+)), \quad (27)$$

where $\tilde{\gamma}_{\phi} = -\frac{1}{\lambda_{\max}(P_{\phi})} + 2\gamma_{\phi}$. Moreover, one derives from (5) that for any $\phi = \sigma(t_k) \in \mathcal{P}$, $\hat{\phi} = \sigma(t_{k-1}) \in \mathcal{P}$,

$$V_{\phi}(t, x_{\phi}(t_k^+)) \leq \Omega_{\phi, \hat{\phi}} V_{\hat{\phi}}(t, x_{\hat{\phi}}(t_k^-)) + \tilde{\Theta}, \quad (28)$$

in which $\Omega_{\phi, \hat{\phi}}$, $\tilde{\Theta}$ are given by (25). Since $\eta(t)$ is updated under Procedure 1, then conditions (12) and $0 < \Omega_{\phi, \hat{\phi}} < 1$, $\phi \in \mathcal{P}_u$, $\hat{\phi} \in \mathcal{P}$ can be automatically satisfied. Moreover, by (25) and Procedure 1, for $\phi \in \mathcal{P}_s$ and $\hat{\phi} \in \mathcal{P}$, there always exists a upper bound estimate for $\Omega_{\phi, \hat{\phi}}$: $\bar{\Omega} = \max_{\phi, \hat{\phi} \in \mathcal{P}} (2 \frac{\lambda_{\max}(P_{\phi})}{\lambda_{\min}(P_{\hat{\phi}})})$, which implies $\bar{\Omega} > 1$. This means the value of $\Omega_{\phi, \hat{\phi}}$ in (24) when $\phi \in \mathcal{P}_s$ and $\hat{\phi} \in \mathcal{P}$ can be replaced by $\bar{\Omega}$. Then according to Theorem 1 and given that Φ_k is state-independent, one can derive from conditions (15), (16), (17) and (18) that $\lim_{t \rightarrow +\infty} V_{\sigma(t)}(t) \leq \tilde{\epsilon}$. Moreover, by Procedure 1 one has that $\forall k$, $\eta_k \geq \underline{\eta} > 0$ and $\eta_k^{-1} \leq \underline{\eta}^{-1}$, which further denotes that $\lim_{t \rightarrow +\infty} \|x_{\sigma(t)}\| \leq \epsilon$, $\epsilon = \tilde{\epsilon} \underline{\eta}^{-1} \max_{\phi \in \mathcal{P}} (1/\lambda_{\min}(P_{\phi}))$,

$\underline{\eta} = \eta_0 \min_{\phi, \hat{\phi} \in \mathcal{P}} \chi_{\phi, \hat{\phi}} / (2 \max_{\phi, \hat{\phi} \in \mathcal{P}} \frac{\lambda_{\max}(P_{\phi})}{\lambda_{\min}(P_{\hat{\phi}})})$. This implies that (3) is GUPS. Particularly, under the same precondition that $\sigma(t) \in \tilde{\Psi}_{\sigma}$, when Φ_k is state-dependent, i.e., (6) is satisfied, then by (25), Procedure 1 and Theorem 1, one concludes that $\lim_{t \rightarrow +\infty} V_{\sigma(t)}(t) = 0$ given that (15) and (17) are satisfied. This along with the boundedness of η_k indicates that $\lim_{t \rightarrow +\infty} \|x_{\sigma(t)}(t)\| = 0$, i.e., (3) is GUAS. ■

Remark 10: In the above, we have studied the stability of the linear MDSS (3) with $\sigma(t) \in \tilde{\Psi}_{\sigma}$ under two different state-dependency of Φ_k . The GUPS performance of (3) is first investigated for the case where Φ_k is state-independent. The GUPS is studied due to the existence of state-independent impulses. Such impulses can be deemed a series of constant disturbances against the state which impede the system state from achieving asymptotic convergence performance. The case where Φ_k is state-dependent is then considered. Since the impulses satisfying (6) will decay with a convergent state, it enables one to seek the GUAS performance for (3).

In this section, the stability conditions for the MDSS are derived under different settings of the state impulses at switching instants. Particularly, the stability of the linear MDSS is guaranteed by virtue of the proposed TDADT and the dynamical MLF methods. Next, we will apply the results for the stability of the linear MDSS to the consensus problem of the open multi-agent systems.

IV. CONSENSUS OF OPEN MASS UNDER MDSS FRAMEWORK

The open MAS features the agent circulation behaviors, which yield the switching topologies with a varying size. Specifically, we have the following settings for the communication topology and the dynamics of the considered open MAS, respectively.

A. System formulation and preliminaries

Given a switching signal $\sigma(t)$, $\sigma : \mathbb{R}_{\geq 0} \rightarrow \mathcal{P} = \{1, 2, \dots, s\}$ where s is the number of switching modes of $\sigma(t)$, the switching communication topology of an open multi-agent system can be represented by a switching directed graph $\mathcal{G}_{\sigma(t)} = \{\mathcal{V}_{\sigma(t)}, \mathcal{E}_{\sigma(t)}\}$ in which each switching mode indicates a possible switching topology. $\mathcal{V}_{\sigma(t)} = \{1, 2, \dots, N_{\sigma(t)}\}$ denotes the vertex set of the digraph $\mathcal{G}_{\sigma(t)}$ that satisfies $|\mathcal{V}_{\sigma(t)}| = N_{\sigma(t)}$, where $N_{\sigma(t)}$ represents the number of the vertices of $\mathcal{G}_{\sigma(t)}$, $\mathcal{E}_{\sigma(t)} \subseteq \mathcal{V}_{\sigma(t)} \times \mathcal{V}_{\sigma(t)}$ is the edge set. It is assumed that the digraph contains no self loops, i.e., $(i, i) \notin \mathcal{E}_{\sigma(t)}$. Let $\mathcal{A}_{\sigma(t)} = [a_{ij}(\sigma(t))] \in \mathbb{R}^{N \times N}$ denote the switching adjacency matrix of $\mathcal{G}_{\sigma(t)}$ in which $a_{ij}(\sigma(t)) = 0$ if $(j, i) \notin \mathcal{E}_{\sigma(t)}$, i.e., there is not a directed edge from j to i , otherwise $a_{ij}(\sigma(t)) = 1$. A Laplacian matrix of $\mathcal{G}_{\sigma(t)}$ is denoted by $L_{\sigma(t)} = [l_{ij}(\sigma(t))] = \mathcal{D}_{\sigma(t)} - \mathcal{A}_{\sigma(t)}$, where $\mathcal{D}_{\sigma(t)} = [d_{ij}(\sigma(t))]$ is the corresponding switching degree matrix with $d_{ij}(\sigma(t)) = 0$, $\forall i \neq j$ and $d_{ii}(\sigma(t)) = \sum_{j=1}^N a_{ij}(\sigma(t))$, $\forall i = j$.

Consider the following open multi-agent system with linear consensus protocols:

$$\begin{aligned} \dot{\xi}_{\sigma(t),i}(t) = & S\xi_{\sigma(t),i}(t) - \varrho \sum_{j=1}^{N_{\sigma(t)}} a_{ij}(\sigma(t))(\xi_{\sigma(t),i}(t) \\ & - \xi_{\sigma(t),j}(t)), i, j \in \mathcal{V}_{\sigma(t)}, i \neq j, \end{aligned} \quad (29)$$

where $\varrho > 0$ is a given constant; $\xi_i(t) \in \mathbb{R}^p$, $\xi_{\sigma(t),i}(t) = [\xi_{\sigma(t),i}^1(t), \dots, \xi_{\sigma(t),i}^p(t)]^T \in \mathbb{R}^p$, where $\xi_{\sigma(t),i}^j(t) \in \mathbb{R}$ is the j -th component of $\xi_{\sigma(t),i}(t)$; $S \in \mathbb{R}^{p \times p}$, and $\min_{\forall j} (\text{Re}(\lambda_j(S))) \geq 0$. A compact form of (29) can be obtained by piling up the state of each agent:

$$\dot{\tilde{\xi}}_{\sigma(t)}(t) = (I_{N_{\sigma(t)}-1} \otimes S - \varrho L_{\sigma(t)} \otimes I_p) \tilde{\xi}_{\sigma(t)}(t), \quad (30)$$

where $\tilde{\xi}_{\sigma(t)}(t) = [\xi_{\sigma(t),1}^T(t), \dots, \xi_{\sigma(t),N_{\sigma(t)}}^T(t)]^T$. The agent circulation behaviors at switching instant t_k are captured as follows:

$$\tilde{\xi}_{\sigma(t_k^+)}(t_k^+) = \Xi_{\sigma(t_k^+), \sigma(t_k^-)} \tilde{\xi}_{\sigma(t_k^-)}(t_k^-) + \Phi_k, \quad (31)$$

in which $\Xi_{\sigma(t_k^+), \sigma(t_k^-)}$ and Φ_k are of the same definition as in (5). In general, recalling the settings in [33] combining with the state transition mechanism proposed for the MDSS framework, then the agent circulation behaviors at switching instant t_k of a typical open MAS can be classified into the following types:

- 1) **Joining:** there are new agents joining the original group, i.e., $|\mathcal{V}_{\sigma(t_k^-)}| < |\mathcal{V}_{\sigma(t_k^+)}|$, $pN_{\sigma(t_k^-)} < pN_{\sigma(t_k^+)}$. The joining agents can establish new connections with the existing agents in the group. For a pure joining behavior of an agent, the matrix $\Xi_{\sigma(t_k^+), \sigma(t_k^-)}$ can be derived from inserting a $p \times pN_{\sigma(t_k^-)}$ zero matrix in between specific rows of $I_{pN_{\sigma(t_k^+)}}$ (e.g., between the h -th and $h+1$ -th rows, h is a positive integer); the initial value of the same joining agent, is carried by a p dimensional vector inserting into the entries in Φ_k with the same indices as the zero rows of $\Xi_{\sigma(t_k^+), \sigma(t_k^-)}$ denote the initial values of the new added agents. These values can either be state-independent or state-dependent.
- 2) **Leaving:** there are agents leaving the original group, i.e., $|\mathcal{V}_{\sigma(t_k^-)}| > |\mathcal{V}_{\sigma(t_k^+)}|$, $n_{\sigma(t_k^-)} > n_{\sigma(t_k^+)}$. Once an agent has left, all the connections bound to it will be cut off. Note that a pure departure process does not bring new values to the state of the agent group but only makes the post-switching state of the group inherit part of its the pre-switching state, that is, $\Phi_k \equiv 0$, thus the state impulse is automatically state-dependent.
- 3) **Replacing:** A replacing behavior of the open MAS can be regarded as a joint behavior of the join-in and departure which occur simultaneously in the group. In this sense, the replacement behaviors essentially represent the state impulses on corresponding agents. Note that a pure replacement behavior does not change the size of the communication topology, i.e., $|\mathcal{V}_{\sigma(t_k^+)}| = |\mathcal{V}_{\sigma(t_k^-)}|$, $n_{\sigma(t_k^-)} = n_{\sigma(t_k^+)}$. For the replacements occurring along with the join-in or departure behaviors, the variation values of the state impulse of any agent is denoted by the

entries in Φ_k with the same indices as the non-zero rows or the non-zero columns of $\Xi_{\sigma(t_k^+), \sigma(t_k^-)}$ respectively.

Remark 11: For an open MAS (29), its topology is naturally switching since the agent behaviors listed above in essence imply potential connection variations among agents. Note that we also allow the connection variations occurring among unmoved agents at the same time. For example, when an agent leaves the group, the rest agents can instantly re-establish connections with others to fill in the lost connections due to the departure.

Lemma 1 ([24]): Given any vectors $x_1, \dots, x_{N_{\sigma(t)}} \in \mathbb{R}^n$ and corresponding to the switching Laplacian matrix $L_{\sigma(t)} = [l_{ij}(\sigma(t))]$ defined in Section IV-A, the following holds $\sum_{j=1}^{N_{\sigma(t)}} l_{ij}(\sigma(t))x_j(t) - \sum_{j=1}^{N_{\sigma(t)}} l_{N_{\sigma(t)+1,j}(\sigma(t))}x_j(t) = \sum_{j=1}^{N_{\sigma(t)}-1} z_{ij}(\sigma(t))(x_j(t) - x_{N_{\sigma(t)}}(t))$, where $z_{ij}(\sigma(t)) = l_{ij}(\sigma(t)) - l_{N_{\sigma(t)+1,j}(\sigma(t))}$ for $i, j = 1, \dots, N_{\sigma(t)} - 1$. Denoting $Z_{\sigma(t)} = [z_{ij}(\sigma(t))]$, then the real parts of all the eigenvalues of Z_ϕ , $\phi \in \mathcal{P}$ are non-negative. Moreover, their real parts are all positive provided \mathcal{G}_ϕ contains a directed spanning tree for any ϕ .

Definition 6: For the open MAS (29), it is said to achieve practical consensus if there exists $\epsilon \geq 0$ such that

$$\lim_{t \rightarrow +\infty} \|\xi_{\sigma(t),i}(t) - \xi_{\sigma(t),j}(t)\| \leq \epsilon, \quad \forall i, j \in \mathcal{V}_{\sigma(t)}. \quad (32)$$

Particularly, if there holds $\epsilon \equiv 0$, i.e., $\lim_{t \rightarrow +\infty} \|\xi_{\sigma(t),i}(t) - \xi_{\sigma(t),j}(t)\| = 0$, $\forall i, j \in \mathcal{V}_{\sigma(t)}$, then (29) is said to achieve (asymptotical) consensus.

Other forms of the definition about the practical consensus can be found in [39], [40].

B. MDSS interpretation of open MASs

Applying Lemma 1, one can transform (29) into the following system by defining $\delta_{\sigma(t),i}(t) = \xi_{\sigma(t),i}(t) - \xi_{\sigma(t),N_{\sigma(t)}}(t)$: for any $i = 1, \dots, N_{\sigma(t)} - 1$,

$$\dot{\delta}_{\sigma(t),i}(t) = S\delta_{\sigma(t),i}(t) - \varrho \sum_{j=1}^{N_{\sigma(t)}-1} z_{ij}(\sigma(t))\delta_{\sigma(t),j}(t), \quad (33)$$

Furthermore, (33) can be rewritten as the following compact form,

$$\dot{\tilde{\delta}}_{\sigma(t)}(t) = (I_{N_{\sigma(t)}-1} \otimes S - \varrho Z_{\sigma(t)} \otimes I_p) \tilde{\delta}(t), \quad (34)$$

where $\tilde{\delta}_{\sigma(t)}(t) = [\delta_{\sigma(t),1}^T(t), \dots, \delta_{\sigma(t),N_{\sigma(t)}-1}^T(t)]^T = \Upsilon_{N_{\sigma(t)}} \tilde{\xi}_{\sigma(t)}(t)$ and satisfies

$$\tilde{\delta}_{\sigma(t_k^+)}(t_k^+) = \tilde{\Xi}_{\sigma(t_k^+), \sigma(t_k^-)} \tilde{\delta}_{\sigma(t_k^-)}(t_k^-) + \tilde{\Phi}_k, \quad (35)$$

where $\Upsilon_{N_{\sigma(t)}} = [I_{p(N_{\sigma(t)}-1)}, -\mathbf{1}_{p(N_{\sigma(t)}-1)}]$, $\tilde{\Xi}_{\sigma(t_k^+), \sigma(t_k^-)} \in \mathbb{B}^{p(N_{\sigma(t_k^+)}-1) \times p(N_{\sigma(t_k^-)}-1)}$ which can be obtained by removing the last p rows and the last p columns from $\Xi_{\sigma(t_k^+), \sigma(t_k^-)}$; $\tilde{\Phi}_k = \tilde{\Phi}_k + \hat{\Phi}_k$, $\tilde{\Phi}_k, \hat{\Phi}_k \in \mathbb{R}^{p(N_{\sigma(t_k^+)}-1)}$, in which $\tilde{\Phi}_k = \mathbf{1}_{N_{\sigma(t)}-1} \otimes (\xi_{N_{\sigma(t_k^-)}(t_k^-) - \xi_{N_{\sigma(t_k^+)}(t_k^+)})$ and $\hat{\Phi}_k = \Upsilon_{N_{\sigma(t)}} \Phi_k$ are both of the consistent state dependency with Φ_k .

Remark 12: Although resembling in form, the parameter settings in (31) and (35) have some differences. These differences are mainly exhibited between the impulse vectors Φ_k and $\tilde{\Phi}_k$ as presented above: Φ_k defined in (31) only carries a single part, i.e., the state variation which can be state-dependent or state-independent; $\tilde{\Phi}_k$ carries two parts, i.e., a state-dependent vector $\tilde{\Phi}_k$ and a vector $\hat{\Phi}_k$ whose state dependency relies on that of Φ_k . Note that such differences would not change the structure of the state transition mechanism defined in Section II-B since the duties of the transition matrix $\tilde{\Xi}_{\sigma(t_k^+), \sigma(t_k^-)}$ and impulse vector $\tilde{\Phi}_k$ in (35) are consistent with those of (31).

Next we are going to apply the results for the stability of the MDSS to address the coordination problem of open MAS (29).

C. Consensus analysis via MDSS framework

The following theorem gives the sufficient conditions for (29) to reach corresponding consensus performance.

Theorem 3: For open MASs (29) with switching topologies $\mathcal{G}_{\sigma(t)}$ and the agent circulation (31). If $\tilde{\Phi}_k$ of the state transition (35) is state-independent for each k and there holds $\sigma(t) \in \tilde{\Psi}_\sigma$ for (34), then (29) can achieve practical consensus given that (15), (16), (17), and (18) are satisfied, where

$$\begin{cases} \tilde{\gamma}_\phi = -\frac{1}{\lambda_{\max}(\tilde{P}_\phi)} + 2\gamma_\phi, & \phi \in \mathcal{P}_s; \\ \tilde{\gamma}_\phi = 2\gamma_\phi, & \phi \in \mathcal{P}_u; \\ \gamma_\phi \in \left(\max_j \operatorname{Re}(\lambda_j(I_{N_\phi-1} \otimes S - \varrho Z_\phi)), 0 \right), & \phi \in \mathcal{P}_s; \\ \gamma_\phi \in \left(\max_j \operatorname{Re}(\lambda_j(I_{N_\phi-1} \otimes S - \varrho Z_\phi)), +\infty \right), & \phi \in \mathcal{P}_u; \end{cases} \quad (36)$$

if Φ_k is state-independent,

$$\begin{cases} \Omega_{\phi, \hat{\phi}} = \max_{\forall k \in \Gamma_{\phi, \hat{\phi}}} (2 \frac{\eta_k \lambda_{\max}(\tilde{P}_\phi)}{\eta_k - 1 \lambda_{\min}(\tilde{P}_\phi)} \bar{\Upsilon}), & \phi, \hat{\phi} \in \mathcal{P}; \\ \tilde{\Theta} = 2\bar{\eta} \max_{\forall \phi \in \mathcal{P}} \lambda_{\max}(\tilde{P}_\phi) \|\tilde{\Phi}\|^2; \end{cases} \quad (37)$$

if Φ_k is state-dependent,

$$\begin{cases} \Omega_{\phi, \hat{\phi}} = \max_{\forall k \in \Gamma_{\phi, \hat{\phi}}} (2 \frac{\eta_k \lambda_{\max}(\tilde{P}_\phi)}{\eta_k - 1 \lambda_{\min}(\tilde{P}_\phi)} \bar{\Upsilon}), & \phi, \hat{\phi} \in \mathcal{P}; \\ \tilde{\Theta} = 0. \end{cases} \quad (38)$$

in which $\bar{\Upsilon} = \max(1, \max_{\forall \phi, \hat{\phi} \in \mathcal{P}} \|\tilde{\Xi}_{\phi, \hat{\phi}}\|^2)$, $\bar{\Upsilon} =$

$\max(1, \max_{\forall \phi, \hat{\phi} \in \mathcal{P}} \|\tilde{\Xi}_{\phi, \hat{\phi}}\|^2)$, Z_ϕ , $\phi \in \mathcal{P}$ is defined via Lemma 1.

Furthermore, (29) can achieve consensus for any switching signal $\sigma(t)$, satisfying (15) and (17) provided that $\tilde{\Phi}_k$ is state-dependent for each k , i.e., (6) is satisfied for (35).

Proof: For every $t \in [t_0, t_f]$, define $\delta_{\sigma(t),i}(t) = \xi_{\sigma(t),i}(t) - \xi_{\sigma(t),N_{\sigma(t)}}(t)$, $i = 1, \dots, N_{\sigma(t)} - 1$. Then for each pair of $i, j \in \mathcal{V}_{\sigma(t)}$, one can deduce from $\lim_{t \rightarrow +\infty} \|\delta_{\sigma(t),i}(t)\| \leq \epsilon$ that $\lim_{t \rightarrow +\infty} \|\xi_{\sigma(t),i}(t) - \xi_{\sigma(t),j}(t)\| \leq \hat{\epsilon}$, $\hat{\epsilon} = 2\epsilon$; one can deduce from $\lim_{t \rightarrow +\infty} \|\delta_{\sigma(t),i}(t)\| = 0$ that $\lim_{t \rightarrow +\infty} \|\xi_{\sigma(t),i}(t) - \xi_{\sigma(t),j}(t)\| = 0$. Then via Definition 1 and Definition 6, the consensus and practical consensus of (29) boil down to the GUAS and GUPS of (34), respectively. Then given the

different. Then there exist a positive definite matrix \tilde{P}_ϕ and a scalar $\gamma_\phi > \max_j \text{Re}(\lambda_j(I_{N-1} \otimes S - \varrho Z_\phi \otimes I_p))$ such that the following Lyapunov equations hold for all $\phi \in \mathcal{P}$:

$$(I_{N_\phi-1} \otimes S - \varrho Z_\phi \otimes I_p)^T \tilde{P}_\phi + \tilde{P}_\phi (I_{N_\phi-1} \otimes S - \varrho Z_\phi \otimes I_p) - 2\gamma_\phi \tilde{P}_\phi = -I. \quad (39)$$

Similar to the proof of Theorem 2, choose the dynamical MLFs as $V_{\sigma(t)} = \eta(t) \tilde{\delta}_{\sigma(t)}^T(t) \tilde{P}_{\sigma(t)} \tilde{\delta}_{\sigma(t)}(t)$, then it is clear that for any $\phi \in \mathcal{P}$, (12) is satisfied. Further, one can obtain from (39) and (35) with (27) and (28) satisfied, in which the corresponding parameters are given in (36), (37) and (38). Then via Theorem 2 and with the conditions (15) to (18) satisfied, one concludes that (33) is GUPS given $\sigma(t) \in \tilde{\Psi}_\sigma$ and $\tilde{\Phi}_k$ does not satisfy (6); (33) is GUAS if solely $\tilde{\Phi}_k$ satisfies (6). Further one can immediately obtain the corresponding consensus performance of the open MAS (29) from the above stability performance of the MDSS (34). The proof is complete. ■

Remark 13: Note that the stability or instability implied by the mode ϕ of \mathcal{G}_ϕ is regarding the subsystems of (34) instead of (29). Also note that there is no explicit relationship between the connectivity of \mathcal{G}_ϕ and the stability of the corresponding subsystem of (34). For instance, when \mathcal{G}_ϕ contains no directed spanning tree for some ϕ , the corresponding subsystem of (34) may either be stable or unstable. Thus it is infeasible to determine a proper agent circulation process (represented by $\sigma(t)$) for the desired consensus performance by merely inspecting the connectivity of \mathcal{G}_ϕ for each ϕ . Owing to the transformation from (29) to (34), such a work (design of $\sigma(t)$) can be fulfilled via the TDADT methods by inspecting the stability of the subsystems of (34).

D. Numerical simulation

In this subsection, we present simulation results for the consensus of the open MAS under two cases of the agent circulation, i.e., under state-independent and state-dependent $\tilde{\Phi}_k$, respectively. Note that for both cases we consider the same open MAS model with switching topologies that may not be connected for each switching mode.

For the open MAS (29), the corresponding parameters are set as follows: $\varrho = 2$, $S = [0.1 \ 0.05; 0 \ 0.2]$, $L_1 = [1 \ 0 \ -1 \ 0; -1 \ 1 \ 0 \ 0; 0 \ -1 \ 1 \ 0; 0 \ 0 \ -1 \ 1]$, $L_2 = [2 \ -1 \ -1; 0 \ 0 \ 0; 0 \ 0 \ 0]$, $L_3 = [1 \ 0 \ 0 \ 0 \ -1; 0 \ 0 \ 0 \ 0 \ 0; 0 \ -1 \ 1 \ 0 \ 0; 0 \ 0 \ 0 \ 0 \ 0; 0 \ 0 \ 0 \ -1 \ 1]$, $L_4 = [1 \ -1 \ 0; -1 \ 1 \ 0; -1 \ 0 \ 1]$. The corresponding switching topologies are given by Fig. 2, in which \mathcal{G}_1 and \mathcal{G}_4 both contain a directed spanning tree while \mathcal{G}_2 and \mathcal{G}_3 do not. Then, by Lemma 1 and examining the eigenvalues of $I_{N-1} \otimes S - \varrho Z_\phi \otimes I_p$ for $\phi = 1, \dots, 4$, one readily concludes that they are non-Hurwitz except for $\phi = 1, 4$. A quasi-alternative switching signal $\sigma(t) \in \tilde{\Psi}_\sigma$ that satisfies (15) to (18) is depicted by the lower sub-figure of Fig. 3. The upper sub-figure of Fig. 3 depicts the variation of the number of agents $N_{\sigma(t)}$ in the open MAS network. Given $\eta_0 = 1$ and applying Procedure 1 to (34), then the corresponding lower

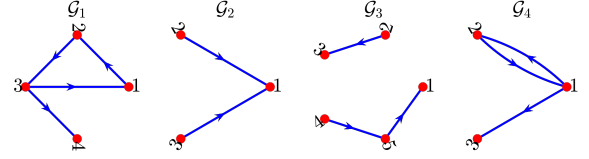


Fig. 2. Possible switching topologies of the open MAS (29). The red nodes denote the agents and the blue arrowed lines denote the directed communications among them, the numbers denote the labels of agents. It is assumed in this example that only the agent of a larger label departs from the group; new incoming agents are labeled in sequence after the existing largest label. Note that \mathcal{G}_1 and \mathcal{G}_4 contain a directed spanning tree while the other digraphs contain no directed spanning tree.

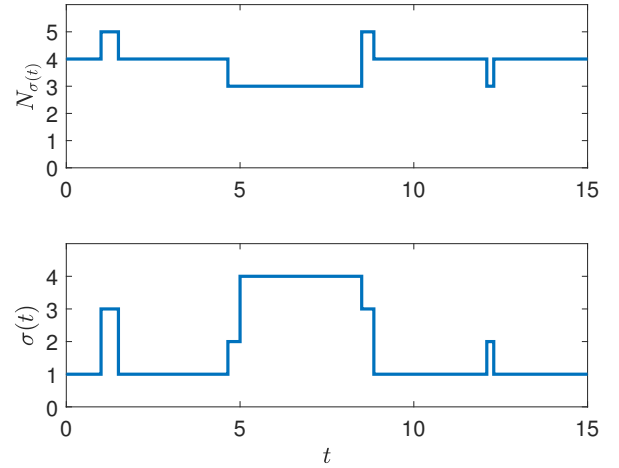


Fig. 3. Switching signal $\sigma(t) \in \tilde{\Psi}_\sigma$ and number of agents $N_{\sigma(t)}$ of open MAS (29).

and upper bounds for the (piecewise) TDADT conditions are collected by the following matrix:

$$\Lambda_\tau = [\tau_{i,j}] = \begin{bmatrix} 0 & 0 & 0.252 & 0 & 0 \\ 0.311 & 0 & 0.313 & 0.336 & 0 \\ 0 & 0.471 & 0 & 0 & 0.420 \\ 0 & 1.372 & 0 & 0 & 0 \\ 0 & 0.298 & 0 & 0.284 & 0 \end{bmatrix}, \quad (40)$$

in which the row index i denotes the post-switching mode and the column index j denotes the pre-switching mode, each zero entry indicates there is no transition from mode j to mode i . Moreover, it can be seen from Fig. 3 that the given switching signal satisfies the conditions in Theorem 3 w.r.t. the above bounds.

Given the above parameters, we first set $\tilde{\Phi}_k$ to be state-independent by randomly generating a real vector at each switching instant. Further, we set that $\|\tilde{\Phi}_k\| \leq 0.7$. The resultant trajectories of agent states $\xi_i(t)$ and the disagreement vectors $\delta_i(t)$ are depicted in Fig. 4 and Fig. 5, respectively. It is shown that the presence of the nonconvergent impulse vector $\tilde{\Phi}_k$ and the agent-joining behavior makes the state error of the open MAS suffer a non-zero impulse at each topology

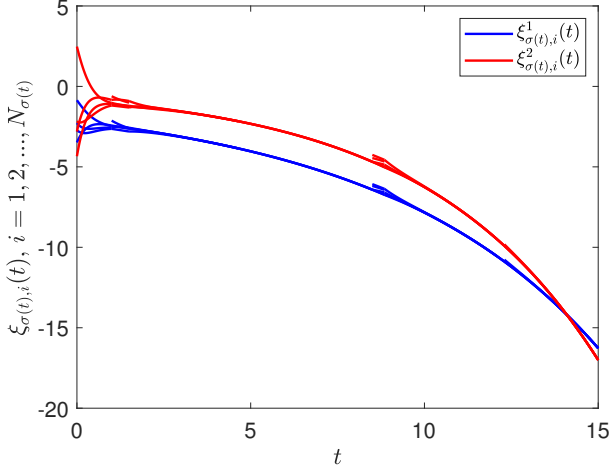


Fig. 4. State trajectories $\xi_{\sigma(t),i}(t)$, $i = 1, \dots, N_{\sigma(t)}$, given $\tilde{\Phi}_k$ is state-independent.

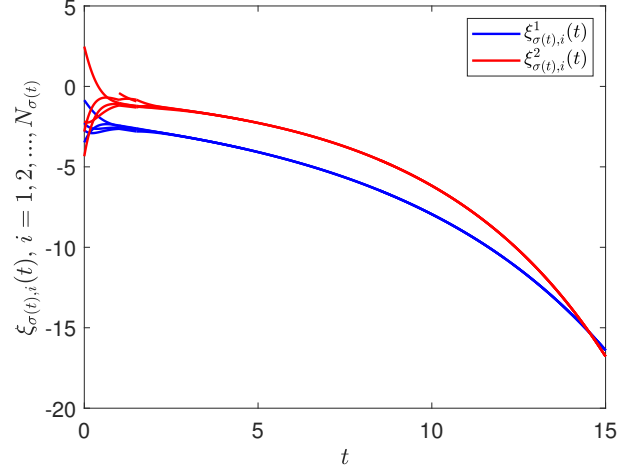


Fig. 6. State trajectories $\xi_{\sigma(t),i}(t)$, $i = 1, 2, \dots, N_{\sigma(t)}$, given that $\tilde{\Phi}_k$ is state-dependent.

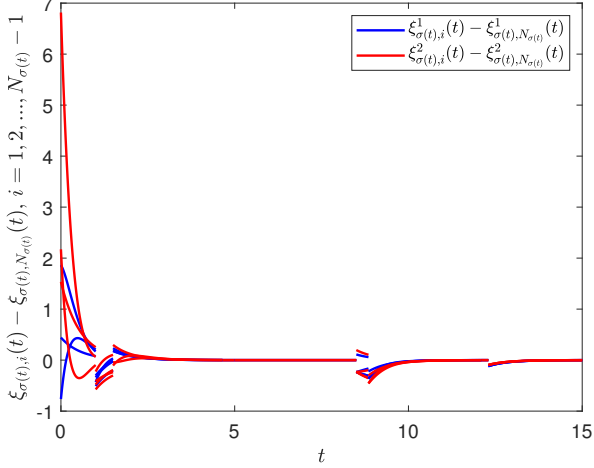


Fig. 5. Disagreement vector $\xi_{\sigma(t),i}(t) - \xi_{\sigma(t),N_{\sigma(t)}}(t)$, $i = 1, 2, \dots, N_{\sigma(t)} - 1$, given $\tilde{\Phi}_k$ is state-independent.

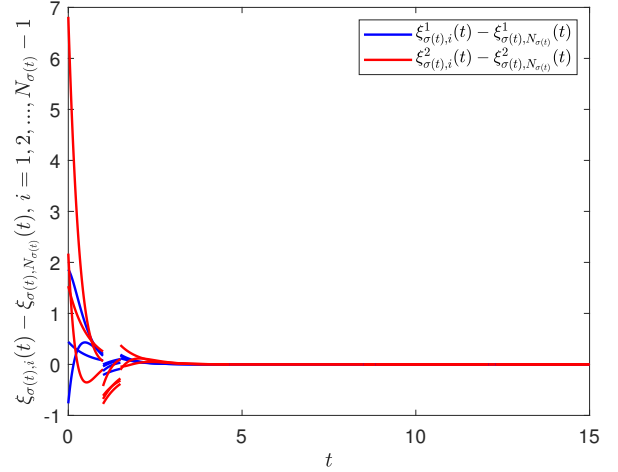


Fig. 7. Disagreement vector $\xi_{\sigma(t),i}(t) - \xi_{\sigma(t),N_{\sigma(t)}}(t)$, $i = 1, 2, \dots, N_{\sigma(t)} - 1$, given that $\tilde{\Phi}_k$ is state-dependent.

switching instant, which impedes the error from converging to zero. With the switching signal satisfying conditions in Theorem 3, one can ensure that the disagreement vector converges to a bounded region pertaining to $\tilde{\Phi}$. Then, we set Φ_k to be state-dependent, i.e., Φ_k satisfies (6), in which $\tilde{\Xi}_k$ is a randomly generated matrix at each switching instant and satisfies $\|\tilde{\Xi}_k\| \leq 1$, $\forall \phi, \hat{\phi} \in \{1, 2, 3, 4\}$. The resultant trajectories of agent states $\xi_i(t)$ and the disagreement vectors $\delta_i(t)$ are depicted in Fig. 6 and Fig. 7, respectively. It can be concluded from the figures that a state-dependent $\tilde{\Phi}_k$ will not exert constant non-attenuating impulsive effects on the consensus process, which renders the asymptotical consensus performance to the open MAS under the given agent circulation pattern.

V. CONCLUSION

The stability of the MDSS has been studied in this work. We have modeled the state transition at each switching instant as a combination of the dimension variations and the state impulses. The impulses can be either state-independent or state-dependent. By proposing the TDADT and piecewise TDADT approaches along with the new dynamical MLF method, we have guaranteed the GUPS under state-independent impulses for the nonlinear and linear MDSSs with unstable subsystems given that the switching signal is quasi-alternative. By further assuming that the impulses are state-dependent, we ensure the GUAS for the MDSS with fully unstable subsystems under a general switching setting. Moreover, by virtue of the proposed MDSS framework, we have studied consensus problems for the open MASs with agent circulation. The agent circulation behaviors of the open MAS have been described by the

state transition mechanism of the MDSS. The consensus and practical consensus performance can be achieved respectively for the open MAS by ensuring the GUAS and GUPS of the corresponding MDSS. Further studies can focus on the MDSS/open MAS with dynamics uncertainties or the case where the switching/agent circulation is stochastic.

REFERENCES

- [1] R. Shorten, F. Wirth, O. Mason, K. Wulff, and C. King, "Stability criteria for switched and hybrid systems," *SIAM Review*, vol. 49, no. 4, pp. 545–592, 2007.
- [2] M. S. Branicky, "Multiple Lyapunov functions and other analysis tools for switched and hybrid systems," *IEEE Transactions on Automatic Control*, vol. 43, no. 4, pp. 475–482, 1998.
- [3] D. Liberzon and A. S. Morse, "Basic problems in stability and design of switched systems," *IEEE Control systems*, vol. 19, no. 5, pp. 59–70, 1999.
- [4] J. P. Hespanha and A. S. Morse, "Stability of switched systems with average dwell-time," in *Proceedings of the 38th IEEE conference on decision and control (Cat. No. 99CH36304)*, vol. 3. IEEE, 1999, pp. 2655–2660.
- [5] J. P. Hespanha, "Uniform stability of switched linear systems: Extensions of LaSalle's invariance principle," *IEEE Transactions on Automatic Control*, vol. 49, no. 4, pp. 470–482, 2004.
- [6] D. Liberzon, *Switching in systems and control*. Springer Science & Business Media, 2012.
- [7] L. Zhang, S. Zhuang, and P. Shi, "Non-weighted quasi-time-dependent H_∞ filtering for switched linear systems with persistent dwell-time," *Automatica*, vol. 54, pp. 201–209, 2015.
- [8] X. Zhao, L. Zhang, P. Shi, and M. Liu, "Stability and stabilization of switched linear systems with mode-dependent average dwell time," *IEEE Transactions on Automatic Control*, vol. 57, no. 7, pp. 1809–1815, 2012.
- [9] W. M. Xiang and J. Xiao, "Stabilization of switched continuous-time systems with all modes unstable via dwell time switching," *Automatica*, vol. 50, no. 3, pp. 940–945, 2014.
- [10] G. Yang and D. Liberzon, "Feedback stabilization of switched linear systems with unknown disturbances under data-rate constraints," *IEEE Transactions on Automatic Control*, vol. 63, no. 7, pp. 2107–2122, 2018.
- [11] W. Ren and J. Xiong, "Stability analysis of impulsive switched time-delay systems with state-dependent impulses," *IEEE Transactions on Automatic Control*, in press, 2019.
- [12] S. Yuan, L. Zhang, B. De Schutter, and S. Baldi, "A novel Lyapunov function for a non-weighted l2 gain of asynchronously switched linear systems," *Automatica*, vol. 87, pp. 310–317, 2018.
- [13] A. Kundu, D. Chatterjee, and D. Liberzon, "Generalized switching signals for input-to-state stability of switched systems," *Automatica*, vol. 64, pp. 270–277, 2016.
- [14] X. Zhao, P. Shi, Y. Yin, and S. K. Nguang, "New results on stability of slowly switched systems: a multiple discontinuous Lyapunov function approach," *IEEE Transactions on Automatic Control*, vol. 62, no. 7, pp. 3502–3509, 2017.
- [15] P. K. Wang and F. Y. Hadaegh, "Stability analysis of switched dynamical systems with state-space dilation and contraction," *Journal of guidance, control, and dynamics*, vol. 31, no. 2, pp. 395–401, 2008.
- [16] E. I. Verriest, "Multi-mode multi-dimensional systems," in *Proceedings of the 17th International Symposium on Mathematical Theory of Networks and Systems*, 2006, pp. 1268–1274.
- [17] —, "Multi-dimensional multi-mode systems: Structure and optimal control," *49th IEEE Conference on Decision and Control (CDC)*, pp. 7021–7026, 2010.
- [18] —, "Pseudo-continuous multi-dimensional multi-mode systems," *Discrete Event Dynamic Systems*, vol. 22, no. 1, pp. 27–59, 2012.
- [19] A. Ahmed and E. I. Verriest, "Nonlinear systems evolving with state suprema as multi-mode multi-dimensional (M^3D) systems: Analysis & observation," *IFAC-PapersOnLine*, vol. 48, no. 27, pp. 242–247, 2015.
- [20] H. Yang, B. Jiang, V. Cocquempot, and M. Chen, "Spacecraft formation stabilization and fault tolerance: A state-varying switched system approach," *Systems & Control Letters*, vol. 62, no. 9, pp. 715–722, 2013.
- [21] R. Olfati-Saber and R. M. Murray, "Consensus problems in networks of agents with switching topology and time-delays," *IEEE Transactions on Automatic Control*, vol. 49, no. 9, pp. 1520–1533, 2004.
- [22] W. Ren, R. W. Beard, and E. M. Atkins, "A survey of consensus problems in multi-agent coordination," in *American Control Conference*, 2005. IEEE, 2005, pp. 1859–1864.
- [23] T. Liu and J. Huang, "Leader-following attitude consensus of multiple rigid body systems subject to jointly connected switching networks," *Automatica*, vol. 92, pp. 63–71, 2018.
- [24] I. Saboori and K. Khorasani, "H-infinity consensus achievement of multi-agent systems with directed and switching topology networks," *IEEE Transactions on Automatic Control*, vol. 59, no. 11, pp. 3104–3109, 2014.
- [25] X. Dong and G. Hu, "Time-varying formation control for general linear multi-agent systems with switching directed topologies," *Automatica*, vol. 73, pp. 47–55, 2016.
- [26] Z. Meng, T. Yang, D. V. Dimarogonas, and K. H. Johansson, "Coordinated output regulation of heterogeneous linear systems under switching topologies," *Automatica*, vol. 53, pp. 362–368, 2015.
- [27] X. Dong, Y. Zhou, Z. Ren, and Y. Zhong, "Time-varying formation tracking for second-order multi-agent systems subjected to switching topologies with application to quadrotor formation flying," *IEEE Transactions on Industrial Electronics*, vol. 64, no. 6, pp. 5014–5024, 2017.
- [28] Y. Demazeau and A. R. Costa, "Populations and organizations in open multi-agent systems," in *Proceedings of the 1st National Symposium on Parallel and Distributed AI*, 1996, pp. 1–13.
- [29] T. D. Huynh, N. R. Jennings, and N. R. Shadbolt, "An integrated trust and reputation model for open multi-agent systems," *Autonomous Agents and Multi-Agent Systems*, vol. 13, no. 2, pp. 119–154, 2006.
- [30] J. M. Hendrickx and S. Martin, "Open multi-agent systems: Gossiping with deterministic arrivals and departures," in *2016 54th Annual Allerton Conference on Communication, Control, and Computing (Allerton)*. IEEE, 2016, pp. 1094–1101.
- [31] G. Iñiguez, J. Török, T. Yasserli, K. Kaski, and J. Kertész, "Modeling social dynamics in a collaborative environment," *EPJ Data Science*, vol. 3, no. 1, p. 7, 2014.
- [32] M. Abdelrahim, J. M. Hendrickx, and W. Heemels, "Max-consensus in open multi-agent systems with gossip interactions," in *2017 IEEE 56th Annual Conference on Decision and Control (CDC)*. IEEE, 2017, pp. 4753–4758.
- [33] J. M. Hendrickx and S. Martin, "Open multi-agent systems: Gossiping with random arrivals and departures," in *2017 IEEE 56th Annual Conference on Decision and Control (CDC)*. IEEE, 2017, pp. 763–768.
- [34] M. Franceschelli and P. Frasca, "Proportional dynamic consensus in open multi-agent systems," in *2018 IEEE Conference on Decision and Control (CDC)*. IEEE, 2018, pp. 900–905.
- [35] H. L. Xu and K. L. Teo, "Exponential stability with L-2-gain condition of nonlinear impulsive switched systems," *IEEE Transactions on Automatic Control*, vol. 55, no. 10, pp. 2429–2433, 2010.
- [36] J. P. Hespanha, D. Liberzon, and A. R. Teel, "Lyapunov conditions for input-to-state stability of impulsive systems," *Automatica*, vol. 44, no. 11, pp. 2735 – 2744, 2008.
- [37] Y. Yin, X. Zhao, and X. Zheng, "New stability and stabilization conditions of switched systems with mode-dependent average dwell time," *Circuits, Systems, and Signal Processing*, vol. 36, no. 1, pp. 82–98, 2016.
- [38] H. Lin and P. J. Antsaklis, "Stability and stabilizability of switched linear systems: A survey of recent results," *IEEE Transactions on Automatic Control*, vol. 54, no. 2, pp. 308–322, 2009.
- [39] J. Back and J.-S. Kim, "Output feedback practical coordinated tracking of uncertain heterogeneous multi-agent systems under switching network topology," *IEEE Transactions on Automatic Control*, vol. 62, no. 12, pp. 6399–6406, 2017.
- [40] L. Ding and W. Zheng, "Network-based practical consensus of heterogeneous nonlinear multiagent systems," *IEEE Transactions on Cybernetics*, vol. 47, no. 8, pp. 1841–1851, 2017.