

Stability of Multi-Dimensional Switched Systems with an Application to Open Multi-Agent Systems

Mengqi Xue, Yang Tang, *Senior Member, IEEE*, Wei Ren, *Fellow, IEEE* and Feng Qian

Abstract—A multi-dimensional switched system (MDSS) contains subsystems of different state dimensions. By modeling the state transition at certain switching instant as the combination of dimension variations and state impulses, the stability of the MDSS is investigated. Sufficient conditions featuring the new transition-dependent average dwell time (TDADT) and the piecewise TDADT methods are provided to guarantee the corresponding stability performance under two different impulse types and different stability conditions for subsystems. By virtue of the proposed MDSS framework, the consensus problems for the open multi-agent system (MAS) featuring agent circulation are studied. It shows that the agent circulation that results in a switching and size-varying communication topology can be well captured by the state transition mechanism for the MDSS. Therefore, the consensus problems of an open MAS can be readily converted to the corresponding stability problems of the MDSS. The simulation example illustrates the effectiveness of the proposed methods as well as the feasibility of the application.

Index Terms—hybrid systems, networks of autonomous agents, switched systems, stability.

I. INTRODUCTION

Switched systems comprise a set of dynamical subsystems which are activated in certain sequence specified by a rule called the switching signal. As an important branch of the hybrid systems [1], the switched systems have received tremendous attention over the last two decades for their effectiveness in modeling systems with abrupt dynamics changes, representative works can be found in, e.g., [2]–[9]. These works, along with some classic tools such as the average dwell-time (ADT) [4] and the multiple Lyapunov functions (MLFs) [2] methods, had paved the way for subsequent endeavors on more complicated problems of switched systems, see [10]–[14] for some of the recent reports. Among most existing works, a common and conventional configuration considered for the switched systems is that all the subsystems are of the same state dimension, e.g., a general nonlinear switched system as follows:

$$\dot{x}(t) = f_{\delta(t)}(t, x(t)), \quad (1)$$

where $x(t) \in \mathbb{R}^n$ is the state; $\delta : \mathbb{R}_{\geq 0} \rightarrow \mathcal{W} = \{1, 2, \dots, \iota\}$ denotes the switching signal with ι the total number of the subsystems; for any $\varphi \in \mathcal{W}$, $f_{\varphi} : \mathbb{R}_{\geq 0} \times \mathbb{R}^n \rightarrow \mathbb{R}^n$ is any Lipschitz function w.r.t. $x(t)$. This is a natural setting

since it can well approximate many practical systems while remains convenient for analysis. We can also call such a kind of systems the single-dimensional switched systems (SDSS) since all the states share a single dimension. Nevertheless, such an SDSS setting could become restricted in some cases where the minimal realizations of different subsystems do not actually have the same number of individual states. For example, a fixed-wing aircraft needs to switch its operation modes between the taxiing (3 degrees of freedom (DOF)) and the airborne flying (6 DOF) during a certain flight. Then in the sense of the switched system modeling, the minimally realized subsystems corresponding to these two operation modes can have different state dimensions of 6 and 12, respectively. Correspondingly, since the subsystems do not share a same state dimension, we thus call such a kind of systems the multi-dimensional switched system (MDSS). To deal with such inconsistency in subsystem dimensions, usually a straightforward method is to add redundant components to the state vector of the subsystems with lower dimensions, such that they can match those of the highest dimension to circumvent the study of the MDSS, see, e.g., [15]. However, such a method would potentially bring in an unnecessary increase of computation resource consumption. In addition, it does not apply to the case where the highest dimension is unknown or unfixed, either. Therefore, it entails a specific research for the MDSS.

To date, related works on the MDSS are in a minority. A series of early discussions can be found in [16]–[19], in which the terminology of “multi-dimensional multi-mode (M^3D) system” was coined to describe switched systems with dimension inconsistency. They also introduced the concept of pseudo-continuity ((see Definition 2.1 of [18])) to describe the transition behaviors of the systems at the switching instant, such that a continuous-like state space can be obtained. Nevertheless, such a condition requires the dimension variations to comply with a series of specific patterns. This has made the application scope of such M^3D systems rather limited. Another endeavor involving the application of the MDSS was fulfilled by [20] where the formation problem was studied for a set of spacecrafts. The flying process was modeled as the so-called state-varying switched system with a formalized stability definition and the corresponding stability conditions based on the fixed dwell time method. However, the state transitions at switching instants were defined based on the specific spacecraft formation processes in which new state components were added directly to the end of the original state. It consequently brought in some conservativeness. In general, despite there have been some preliminary explo-

M. Xue, Y. Tang, and F. Qian are with the Key Laboratory of Advanced Control and Optimization for Chemical Processes, Ministry of Education, East China University of Science and Technology, Shanghai 200237, P.R. China. Email: tangtany@gmail.com, Email: fqian@ecust.edu.cn

W. Ren is with the Department of Electrical and Computer Engineering, University of California, Riverside 92521, USA. Email: ren@ece.ucr.edu

rations, the MDSS remains an open topic to investigate. More general MDSS models, especially those with more general state transition mechanism at switching instants, are expected. Moreover, the connection between the famous dwell time method and the stability of the MDSS deserves a further development as well. All these above have led to the study of the MDSS in this work. Furthermore, it is also of interest if such a kind of switched systems has any practical applications. This has thus motivated another focus of this work.

The switched systems have long been applied to study the multi-agent systems (MASs) for years. One of the typical applications pertains to the MASs with switching topologies, see e.g., [21]–[27]. The traditional switching topologies focus on the variations of the network connections, though, the variations of the network size are seldom considered. However, in practice it could be the case where the MAS admits the circulation feature of its agents due to some special tasks such as the docking and undocking maneuvers of the spacecrafts [20]. The traditional switching topologies remain incapable of covering such agent circulation. This thereby gives rise to the open MASs featuring agent circulation that causes dynamical changes in both the connections and the size of the network.

Despite had been discussed in the computer science community for decades, see e.g., [28], [29], the open MASs have not become a rising topic until the recent few years. The average pairwise gossip algorithm was investigated in [30] for open MASs as the gossip and the replacement behaviors had been considered along with the typical behaviors of the open agents, i.e., the entering and departure behaviors [28]. A max-consensus problem was addressed in [31] as the authors considered the open MASs with deterministic entering and departure processes. The results were further extended in [32] from the deterministic case to the case where the arrivals and the departures are random, in which the “scale-independent” quantities were then resorted to analyze the coordination performance of the open MASs. A proportional dynamic consensus algorithm for the open MASs were proposed in [33] as a novel definition of its stability was also formalized. It was claimed by the authors that it was the first dynamic consensus result for the open MAS, though, the considered model is of a specific configuration as all the states are one-dimensional. They did not consider the replacement behavior [30] of the agents either, which makes the open MAS model less general. Generally speaking, despite there have been some results on the open MASs, most of them chose to circumvented the direct analysis of the topology change of the open MAS (e.g., [30]–[32]). Besides, none of the aforementioned works has considered a general case where the traditional topology switching and the agent circulation occur simultaneously. To this end, tools for investigating the open MAS still need a further development. Moreover, due to the agent circulation behaviors and the connection variations, the communication topology of the open MAS turns out to be naturally switching and size-varying, which can be well reflected by the MDSS framework. It has thus motivated us to apply the aforementioned MDSS to describe the open MASs.

The contributions of this paper are listed as follows:

- 1) The stability of the MDSS is investigated as we model

the state transition at each switching instant as an affine mapping between the pre-switching state and the post-switching state. The mapping is characterized by a transition matrix and an impulsive vector which respectively indicate the dimension variations and the state impulses. One can then conveniently specify whether the impulsive effects are pre-switching-state-dependent (PSS-dependent) or not by setting the impulsive vector into corresponding forms to derive different stability outcomes.

- 2) For the MDSS, the concept of transition-dependent average dwell time (TDADT) which extends the existing dwell-time methods is proposed by allowing for both the modes activating before and after a switching instant. The notion of the piecewise TDADT is also put forward to address the non-attenuating PSS-independent impulses at switching instants. For the linear MDSS with unstable subsystems, we introduce the new dynamical MLFs to help guarantee the corresponding stability performance. The proposed method also addresses the issue that the linear matrix inequality (LMI) based conditions cannot be applied to the MDSS.
- 3) The considered linear MDSS model is applied as a first attempt to deal with the coordination problem of the open MASs. An open MAS features the agent circulation which result in a switching and size-varying communication topology. The agent circulation can be well captured by the state transition mechanism for the MDSS model and the consensus problems of the open MAS are thus converted to the stability problems of MDSS. The proposed TDADT method also allows the case where none of the directed graphs of the switching topologies contains a directed spanning tree.

The rest of the paper are organized as follows: Section II gives the system formulation as well as some preliminaries for the MDSS; Section III presents the main results regarding the stability of the MDSS; Section IV introduces the open MAS and analyzes its coordination problem via the MDSS framework, simulation results are also provided; Section V concludes the paper and gives some prospects.

The notations used in this work are summarized as follows: $\mathbf{1}$ denotes a vector of corresponding dimension that is fully composed by ones; $\mathbb{B}^{m \times n}$ represents an $m \times n$ binary matrix; \mathbb{R}^n and $\mathbb{R}^{m \times n}$ represent the n -th dimensional Euclidean vector space and $m \times n$ dimensional matrix space, respectively; \mathbb{C}_- denotes the left-half complex plane and \mathbb{C}_+ denotes the right-half complex plane; $\overline{\mathbb{C}}$ denotes the complementary set of set \mathbb{C} ; the identity matrix without explicitly specifying its dimension is denoted by I and the n -th dimensional identity matrix is denoted by I_n ; the Kronecker product of matrices A and B is denoted by $A \otimes B$; for any square matrix $R \in \mathbb{R}^{n \times n}$, $\lambda(R)$ denotes the spectrum of R ; $\text{Re}(\dots)$ denotes the real part of a complex number; $P > 0$ means that P is real symmetric and positive definite.

II. SYSTEM FORMULATION AND PRELIMINARIES

In this section we will present the formulation of the MDSS in both the general nonlinear and the general linear cases along

with the state transition mechanism at switching instants. New methods and some preliminaries will also be presented to the end of this section.

Note that in this work we only consider the continuous-time case and always exclude the Zeno behavior from the switching signal.

A. MDSS model

Compared with (1), an MDSS contains subsystems of different dimensions. For $\mathcal{P} = \{1, 2, \dots, s\}$, s is the total number of subsystems, an MDSS with the switching signal $\sigma(t)$, $\sigma : \mathbb{R}_{\geq 0} \rightarrow 0 \cup \mathcal{P}$ is formulated as follows:

$$\dot{x}_{\sigma(t)}(t) = f_{\sigma(t)}(t, x_{\sigma(t)}(t)), \quad (2)$$

where $x_{\sigma(t)}(t) = [x_{\sigma(t),1}(t), x_{\sigma(t),2}(t), \dots, x_{\sigma(t),n_{\sigma(t)}}(t)]^T \in \mathbb{R}^{n_{\sigma(t)}}$, $x_{\sigma(t),i}(t) \in \mathbb{R}$ is the i th state component of $x_{\sigma(t)}(t)$, $i \in \{1, \dots, n_{\sigma(t)}\}$, $f_{\sigma(t)} : \mathbb{R}^+ \times \mathbb{R}^{n_{\sigma(t)}} \rightarrow \mathbb{R}^{n_{\sigma(t)}}$ is locally Lipschitz w.r.t. $x_{\sigma(t)}(t)$ for each $\sigma(t)$. The switching signal $\sigma(t)$ is a piecewise right continuous function and we denote the k -th switching instant as t_k , $k = 1, 2, \dots$. Specifically, for any initial time t_0 , $\sigma(t_0^-) = 0$, where mode 0 is a virtual subsystem index which is defined for convenience. Obviously, for different switching modes $\phi \in \mathcal{P}$, the dynamics of corresponding subsystems $f_{\phi}(t, x_{\phi})$ can be either stable or unstable. Thus for convenience we assign the unstable switching modes to the set \mathcal{P}_u and the stable ones to the set \mathcal{P}_s such that $\mathcal{P}_u \cap \mathcal{P}_s = \emptyset$, and $\mathcal{P}_u \cup \mathcal{P}_s = \mathcal{P}$.

For the linear version of (2), we consider a closed-loop system equipped with a state-feedback gain:

$$\dot{x}_{\sigma(t)}(t) = (A_{\sigma(t)} + B_{\sigma(t)}K_{\sigma(t)})x_{\sigma(t)}(t), \quad (3)$$

where $A_{\sigma(t)} \in \mathbb{R}^{n_{\sigma(t)} \times n_{\sigma(t)}}$, $B_{\sigma(t)} \in \mathbb{R}^{n_{\sigma(t)} \times r}$, $K_{\sigma(t)} \in \mathbb{R}^{r \times n_{\sigma(t)}}$.

As is shown by (2), the MDSS is a kind of more general switched systems that allows each subsystem has its unique state dimension. As a result, the state transitions at certain switching instants will be rather distinctive from the classic switched systems.

B. State transition mechanism at switching instants

For classic SDSS (1) without dimension variation of the switching modes, the state transition at any switching instant t_k is usually considered to be continuous, that is

$$x(t_k^+) = x(t_k^-). \quad (4)$$

However, such a feature of the state continuity could not hold when taking into account the jumping or the impulsive effects of the states. In this case, the state transition at t_k turns out to be

$$x(t_k^+) = g_k(x(t_k^-)). \quad (5)$$

where $g_k : \mathbb{R}^n \rightarrow \mathbb{R}^n$ is any nonidentity continuous mapping that varies with the specific instant t_k . Switched systems with the state discontinuity of (5) are often termed the impulsive switched systems [34]. Such a kind of system can also be encountered in practice, e.g., the payload transport [35]

which features instant state variations (speed variations) at the loading moment.

The impulsive effects are naturally linked with the MDSS. Aside from the traditional state jumps (5) that may occur at any switching instant, due to the dimension variations, the state transitions at these moments are definitely not continuous. Therefore, if taking into account the classic state impulsive effects (5) at the switching instants, it is straightforward to have the following state transition mechanism for the MDSS (2): for given pair of $x_{\sigma(t_k^+)}(t_k^+)$ and $x_{\sigma(t_k^-)}(t_k^-)$, there exist a unique pair of matrix $\Xi_{\sigma(t_k^+), \sigma(t_k^-)}$ and vector Φ_k such that

$$x_{\sigma(t_k^+)}(t_k^+) = \Xi_{\sigma(t_k^+), \sigma(t_k^-)} x_{\sigma(t_k^-)}(t_k^-) + \Phi_k. \quad (6)$$

From (6), one can easily conclude that the state transition processes for an MDSS are captured by the two parameters $\Xi_{\sigma(t_k^+), \sigma(t_k^-)}$ and Φ_k which are called the *transition matrix* and the *impulsive vector*, respectively.

Remark 1: The state transition (6) plays a pivotal role in the MDSS model. It makes the transition between state spaces of each pair of two different subsystems “continuous” such that the state evolution seems to take place in a static state space (it coincides with the notion “pseudo-continuity” proposed by [18]). Moreover, one can readily conclude that (6) covers all the possible state transitions occurring among subspaces of a finite-dimensional vector space with proper values taken for the transition matrix and the impulsive vector.

Remark 2: The defined transition matrix $\Xi_{\sigma(t_k^+), \sigma(t_k^-)} \in \mathbb{B}^{n_{\sigma(t_k^+)} \times n_{\sigma(t_k^-)}}$ is a special permutation matrix that serves as an indicator of the state dimensions to be reduced or expanded. It can be obtained by removing specific rows from or by adding zero rows to specific positions of an identity matrix $I_{n_{\sigma(t_k^-)}}$. For example, consider the transitions between the states $x_{\phi} = [x_{\phi,1}, x_{\phi,2}, x_{\phi,3}]^T$ and $x_{\hat{\phi}} = [x_{\hat{\phi},1}, x_{\hat{\phi},2}]^T$, if the transition is from ϕ to $\hat{\phi}$, then $\Xi_{\hat{\phi}, \phi} = [1 \ 0 \ 0; 0 \ 1 \ 0]$ which means the reduction of the third dimension; otherwise, then $\Xi_{\phi, \hat{\phi}} = [1 \ 0; 0 \ 1; 0 \ 0]$ which means the addition of a third dimension. Particularly, the transition matrix reduced to the identity matrix $I_{n_{\sigma(t_k^-)}}$ if the transition is between modes with the same dimension.

Remark 3: The impulsive vector $\Phi_k \in \mathbb{R}^{n_{\sigma(t_k^+)}}$, $\|\Phi_k\| < +\infty$ on the other hand, is a certain vector with a finite vector norm. As is implied by its name, Φ_k carries the aforementioned impulsive effects of the variations of the state at any k -th switching instant. It serves twofold: the initial values assigned to the new expanded dimensions and the values of instant variations of the unvaried dimensions. For example, given $x_{\sigma(t_k^-)} = [1 \ 0.5 \ 0]^T$, $x_{\sigma(t_k^+)} = [1 \ 1.5 \ 0.5 \ 0.1]^T$, then we have $\Xi_{\sigma(t_k^+), \sigma(t_k^-)} = [1 \ 0 \ 0; 0 \ 1 \ 0; 0 \ 0 \ 1; 0 \ 0 \ 0]$, $\Phi_k = [0 \ 1 \ 0.5 \ 0.1]^T$, the first three entries denotes the variations on the unchanged dimensions while the last entry denotes the initial value of the new added dimensions.

C. State dependency of impulses

Furthermore, we are interested in the state-dependency of the impulsive vector Φ_k . Briefly, based on the relation between

a state impulse and its pre-switching state, we divide Φ_k into two types: *PSS-dependent* and *PSS-independent*.

For Φ_k that is PSS-independent, it implies that at certain switching instant t_k , neither the values of the new added dimensions nor the variation values on the unchanged dimensions rely on the previously switched state information $x_{\sigma(t_k^-)}(t_k^-)$. Clearly, if one does not impose any constraint on Φ_k in (6) then the impulses are naturally PSS-independent and would only rely on the switching instants.

For a PSS-dependent Φ_k , it implies the aforementioned two types of changes both rely on the previously switched state information $x_{\sigma(t_k^-)}(t_k^-)$. In this sense, reviewing the mappings between two vectors from different vector spaces, we have the following formulation for the PSS-dependent impulses:

$$\Phi_k = \hat{\Xi}_k x_{\sigma(t_k^-)}(t_k^-), \quad (7)$$

where $\hat{\Xi}_k \in \mathbb{R}^{n_{\sigma(t_k^+)} \times n_{\sigma(t_k^-)}}$ is any real matrix.

Remark 4: It is notable that (7) does not lose any generality in modeling a PSS-dependent impulse. It is because given any pair of non-zero vectors $y_1 \in \mathbb{R}^m - \{0\}$ and $y_2 \in \mathbb{R}^n - \{0\}$, there always exists a non-zero matrix $W \in \mathbb{R}^{m \times n}$ such that $y_1 = Wy_2$, particularly, $y_1 = 0$ if and only if $y_2 = 0$. Note that the PSS-dependent impulses actually rule out the case that the transition is from a zero state to a non-zero one. This is often reflected as the condition of an impulsive function $h_{\delta(t)}(x(t))$ satisfying $h_q(0) \equiv 0$, such a setting can be commonly seen in many works on the impulsive systems, see e.g., [11], [36].

Correspondingly, the state transition (6) with PSS-dependent impulses can be rewritten as:

$$x_{\sigma(t_k^+)}(t_k^+) = \tilde{\Xi}_{\sigma(t_k^+), \sigma(t_k^-)} x_{\sigma(t_k^-)}(t_k^-), \quad (8)$$

where $\tilde{\Xi}_{\sigma(t_k^+), \sigma(t_k^-)} = \Xi_{\sigma(t_k^+), \sigma(t_k^-)} + \hat{\Xi}_{\sigma(t_k^+), \sigma(t_k^-)}$.

These two types of impulses will result in different stability performance for the MDSS (2) in the upcoming analysis.

D. Preliminaries

Some definitions will be presented in this subsection as preliminaries for further analysis.

Definition 1: An MDSS (2) satisfying (6) is said to be globally uniformly exponentially stable (GUES), if there exist constants $c > 0$, $\gamma < 0$ such that

$$\|x_{\sigma(t)}(t)\| \leq c \|x_{\sigma(t_0)}(t_0)\| e^{\gamma(t-t_0)}, \quad \forall t > t_0, \quad (9)$$

for any $x_{\sigma(t_0)}(t_0)$. It is said to be globally uniformly practically stable (GUPS), if there exists a class \mathcal{K}_∞ function α such that

$$\|x_{\sigma(t)}(t)\| \leq \alpha(\|x_{\sigma(t_0)}(t_0)\|), \quad \forall t > t_0, \quad (10)$$

and $\lim_{t \rightarrow +\infty} \|x_{\sigma(t)}(t)\| = \epsilon > 0$ for any $x_{\sigma(t_0)}(t_0)$. Here ϵ is called the ultimate bound of $x_{\sigma(t)}(t)$.

Next we will present the new concept of the TDADT with the following definition.

Definition 2: On a given time interval $[t_0, t_f]$, $t_f > t_0 \geq 0$ and for any $\phi \in \mathcal{P}$ with its precedent mode $\hat{\phi} \in 0 \cup \mathcal{P}$ ($\phi \neq \hat{\phi}$), denote the total number of switchings of mode ϕ following mode $\hat{\phi}$ as $N_{\phi, \hat{\phi}}(t_0, t_f)$ and the length of the j -th

activating period of mode ϕ following mode $\hat{\phi}$ as $T_{\phi, \hat{\phi}}^j(t_0, t_f)$. There exist constants $\hat{N}_{\phi, \hat{\phi}} \geq 0$ and $\tau_{\phi, \hat{\phi}}$ such that

$$N_{\phi, \hat{\phi}}(t_0, t_f) \leq \hat{N}_{\phi, \hat{\phi}} + \frac{\sum_{j=1}^{N_{\phi, \hat{\phi}}(t_0, t_f)} T_{\phi, \hat{\phi}}^j(t_0, t_f)}{\tau_{\phi, \hat{\phi}}}, \quad (11)$$

where $\tau_{\phi, \hat{\phi}}$ is called the slow-switching TDADT of the switching signal $\sigma(t)$.

Definition 3: On a given time interval $[t_0, t_f]$, $t_f > t_0 \geq 0$ and for any $\phi \in \mathcal{P}$ with its precedent mode $\hat{\phi} \in 0 \cup \mathcal{P}$ ($\phi \neq \hat{\phi}$), denote the total number of switchings of mode ϕ following mode $\hat{\phi}$ as $N_{\phi, \hat{\phi}}(t_0, t_f)$ and the length of the j -th activating period of mode ϕ following mode $\hat{\phi}$ as $T_{\phi, \hat{\phi}}^j(t_0, t_f)$. There exist constants $\hat{N}_{\phi, \hat{\phi}} < 0$ and $\tau_{\phi, \hat{\phi}}$ such that

$$N_{\phi, \hat{\phi}}(t_0, t_f) \geq \hat{N}_{\phi, \hat{\phi}} + \frac{\sum_{j=1}^{N_{\phi, \hat{\phi}}(t_0, t_f)} T_{\phi, \hat{\phi}}^j(t_0, t_f)}{\tau_{\phi, \hat{\phi}}}, \quad (12)$$

where $\tau_{\phi, \hat{\phi}}$ is called the fast-switching TDADT of the switching signal $\sigma(t)$.

Remark 5: The proposed TDADT can be deemed a natural extension of the mode-dependent average dwell time (MDADT) method [14]. It is called “transition-dependent” since the TDADT allows for both the current mode and its nearest precedent mode before the current transition instant. In contrast, the MDADT only relates to the current switching mode. This feature makes TDADT more suitable than MDADT for the MDSS since the transitions from different switching modes to the same one would exhibit different dimension and value variations of the states.

Based on the notion of the TDADT, we further define the following as another description method for a switching signal.

Definition 4: On given time span $[t_0, t_f]$, $0 \leq t_0 < t < +\infty$: for a certain k -th switching instant $t_k \in (t_0, t)$, $\forall k = 1, 2, \dots, N_\sigma(t_0, t)$, we define the following

$$\tau_{\phi, \hat{\phi}}(t_k, t) = \frac{\sum_{j=k}^{N_{\phi, \hat{\phi}}(t_k, t)} T_{\phi, \hat{\phi}}^j(t_k, t)}{N_{\phi, \hat{\phi}}(t_k, t)}, \quad (13)$$

as the piecewise TDADT of $\sigma(t)$. For the total number of switchings $N(t_k, t)$ over $[t_k, t)$, $k > 0$, $N(t_k, t) = \sum_{\forall \phi, \hat{\phi} \in \mathcal{P}} N_{\phi, \hat{\phi}}(t_k, t)$.

Remark 6: The piecewise TDADT $\tau_{\phi, \hat{\phi}}$ defined above depicts the average activating period of a certain switching mode ϕ preceded by $\hat{\phi}$ on a specific time interval (t_k, t) . It is deserved to point out that though such piecewise TDADT has not been defined in a standard dwell-time manner (cf. (11) and (12)), we still slightly abuse the term of “dwell time” to name it since it plays a similar role to the conventional dwell time framework in the upcoming analysis.

Additionally, we introduce the following variant version of the quasi-alternative switching signal given in [37] with the following definition:

Definition 5 (A variant of the quasi-alternative switching signal): Any switching law $\sigma(t)$ **not** satisfying: $\forall k, \sigma(t_k) \in \mathcal{P}_u$ and $\sigma(t_{k+1}) \in \mathcal{P}_u$ is said to be a variant of the quasi-alternative switching signal. Denote the set of such a kind of switching signals by $\tilde{\Psi}_\sigma$. Here t_k is any k -th switching instant of $\sigma(t)$.

Remark 7: It is notable that the switching signals defined above only rule out the case that all the switching modes are unstable. In contrast, the quasi-alternative switching signal [37] requires that an unstable switching mode must be followed by a stable one which is clearly more conservative.

III. STABILITY ANALYSIS FOR MDSS

In this section we will present one of the main results of this work concerning the stability analysis of the MDSS.

Throughout this section, we have the following settings on given time span $[t_0, t_f]$, $0 \leq t_0 < t_f < +\infty$: for a certain k -th switching instant $t_k \in [t_0, t_f]$, let $\phi = \sigma(t_k^+)$, $\hat{\phi} = \sigma(t_k^-)$, $k = 0, 1, \dots, N(t_0, t_f)$, $N(t_0, t_f)$ is the total number of switching on $[t_0, t_f]$.

A. Stability conditions for nonlinear MDSS

Theorem 1: Considering (2) satisfying (6) with the switching signal $\sigma(t)$ defined on $[t_0, t_f]$, $0 \leq t_0 < t_f$, if for any $\phi, \hat{\phi} \in \mathcal{P}$, there exist scalar functions $\underline{\kappa}(t) \geq \underline{\kappa} > 0$, $\bar{\kappa} \geq \bar{\kappa}(t) > 0$, constant scalars $a > 0$, $\tilde{\gamma}_\phi, \Omega_{\phi, \hat{\phi}} > 0$, $\Theta_{\phi, \hat{\phi}} > 0$, and a series of \mathcal{C}^1 non-negative functions $V_\phi(t, x_\phi(t)) : \mathbb{R}_{\geq 0} \times \mathbb{R}^{n_\phi} \rightarrow \mathbb{R}_{\geq 0}$, such that $\forall t \in [t_k, t_{k+1})$,

$$\underline{\kappa}(t) \|x_\phi\|^a \leq V_\phi(t, x_\phi(t)) \leq \bar{\kappa}(t) \|x_\phi\|^a, \quad (14)$$

$$\dot{V}_\phi(t, x_\phi(t)) \leq \tilde{\gamma}_\phi V_\phi(t, x_\phi(t)), \quad (15)$$

$$V_\phi(t, x_\phi(t_k^+)) \leq \Omega_{\phi, \hat{\phi}} V_{\hat{\phi}}(t, x_{\hat{\phi}}(t_k^-)) + \Theta_{\phi, \hat{\phi}}, \quad (16)$$

in which $\tilde{\gamma}_\phi < 0$, $\Omega_{\phi, \hat{\phi}} > 1$ if $\phi \in \mathcal{P}_s$, $\hat{\phi} \in \mathcal{P}$; $\tilde{\gamma}_\phi > 0$, $0 < \Omega_{\phi, \hat{\phi}} < 1$ if $\phi \in \mathcal{P}_u$, $\hat{\phi} \in \mathcal{P}$ then the MDSS is GUPS provided that the TDADT and piecewise TDADTs of its switching signal $\sigma(t)$ satisfy the following conditions:

if $\phi \in \mathcal{P}_s, \hat{\phi} \in \mathcal{P}$,

$$\tau_{\phi, \hat{\phi}} \geq -\frac{\ln \Omega_{\phi, \hat{\phi}}}{\tilde{\gamma}_\phi}, \quad (17)$$

$$\tau_{\phi, \hat{\phi}}(t_j, t) \geq -\frac{\ln \Omega_{\phi, \hat{\phi}}}{\tilde{\gamma}_\phi}, \quad j = 1, 2, \dots, k, \quad (18)$$

if $\phi \in \mathcal{P}_u, \hat{\phi} \in \mathcal{P}$,

$$\tau_{\phi, \hat{\phi}} \leq -\frac{\ln \Omega_{\phi, \hat{\phi}}}{\tilde{\gamma}_\phi}, \quad (19)$$

$$\tau_{\phi, \hat{\phi}}(t_j, t) \leq -\frac{\ln \Omega_{\phi, \hat{\phi}}}{\tilde{\gamma}_\phi}, \quad j = 1, 2, \dots, k. \quad (20)$$

The ultimate bound $\epsilon = \sqrt[a]{\underline{\kappa}^{-1} \tilde{\epsilon}}$, in which, $\tilde{\epsilon} = \frac{\tilde{\Theta}}{\Omega} \frac{e^\varsigma}{1-e^\varsigma}$, $\tilde{\Omega} = \min_{\phi \in \mathcal{P}_u, \hat{\phi} \in \mathcal{P}} \Omega_{\phi, \hat{\phi}}$, $\tilde{\Theta} = \max_{\phi \in \mathcal{P}_s, \hat{\phi} \in \mathcal{P}} \Theta_{\phi, \hat{\phi}}$, $\varsigma = \max_{\phi \in \mathcal{P}_u, \hat{\phi} \in \mathcal{P}} \varsigma^j$, $\varsigma^j = \max_{\phi \in \mathcal{P}_u, \hat{\phi} \in \mathcal{P}} \varsigma_{\phi, \hat{\phi}}^j$, $\varsigma_{\phi, \hat{\phi}}^j = \lim_{t \rightarrow +\infty} \tau_{\phi, \hat{\phi}}(t_j, t) \tilde{\gamma}_\phi + \ln \Omega_{\phi, \hat{\phi}}$, $j = 1, 2, \dots, k$. Moreover, given $\Theta_{\phi, \hat{\phi}} \equiv 0$ for (16), then (2) is GUES if the above conditions excluding (18) and (20) are satisfied.

Proof: Throughout this proof, we use $V_{\sigma(t)}(t)$ to denote $V_{\sigma(t)}(t, x_{\sigma(t)}(t))$ for simplicity. Assuming a certain switching sequence on $(t_0, t_f]$ to be $t_1, t_2, \dots, t_k, \dots$, $k \leq N(t_0, t_f)$, then by integrating (15) on both sides from t_0 to t_{k+1} , and applying (16), one obtains

$$\begin{aligned} & V_{\sigma(t_{k+1}^-)}(t_{k+1}^-) \\ & \leq e^{\sum_{j=0}^{k-1} (\ln \Omega_{\sigma(t_{k-j}^+), \sigma(t_{k-j}^-)} + \tilde{\gamma}_{\sigma(t_{k-j}^+)}(t_{k-j+1} - t_{k-j}))} \\ & \quad \times e^{\tilde{\gamma}_{\sigma(t_0^+)}(t_1 - t_0)} V_{\sigma(t_0^+)}(t_0^+) + \sum_{\nu=0}^{k-1} \left(\Theta_{\sigma(t_{k-\nu}^+), \sigma(t_{k-\nu}^-)} \right. \\ & \quad \times \left. \frac{e^{\sum_{j=0}^{\nu} (\ln \Omega_{\sigma(t_{k-j}^+), \sigma(t_{k-j}^-)} + \tilde{\gamma}_{\sigma(t_{k-j}^+)}(t_{k-j+1} - t_{k-j}))}}{\Omega_{\sigma(t_{k-\nu}^+), \sigma(t_{k-\nu}^-)}} \right). \quad (21) \end{aligned}$$

Grouping the terms of the same mode pair $\phi, \hat{\phi} \in \mathcal{P}$, $\phi \neq \hat{\phi}$ together, then with (11) and (12) applied, (21) implies:

$$\begin{aligned} V_{\sigma(t_{k+1}^-)}(t_{k+1}^-) & \leq e^{\sum_{\phi, \hat{\phi} \in \mathcal{P}} (\tilde{\gamma}_\phi \tau_{\phi, \hat{\phi}} + \ln \Omega_{\phi, \hat{\phi}}) N_{\phi, \hat{\phi}}(t_0, t_{k+1})} \\ & \quad \times e^{\tilde{\gamma}_{\sigma(t_0^+)}(t_1 - t_0)} V_{\sigma(t_0^+)}(t_0) + \frac{\tilde{\Theta}}{\tilde{\Omega}} \tilde{\Lambda}_k, \quad (22) \end{aligned}$$

where

$$\tilde{\Lambda}_k = \sum_{j=1}^k e^{\sum_{\phi, \hat{\phi} \in \mathcal{P}} (\tilde{\gamma}_\phi T_{\phi, \hat{\phi}}(t_{k-j+1}, t_{k+1}) + \ln \Omega_{\phi, \hat{\phi}}^{N_{\phi, \hat{\phi}}(t_{k-j+1}, t_{k+1})})}. \quad (23)$$

In the above, $\tilde{\Omega} = \min_{\phi \in \mathcal{P}_u, \hat{\phi} \in \mathcal{P}} \Omega_{\phi, \hat{\phi}}$, $\tilde{\Theta} = \max_{\phi \in \mathcal{P}_s, \hat{\phi} \in \mathcal{P}} \Theta_{\phi, \hat{\phi}}$, $T_{\phi, \hat{\phi}}(t_0, t) = \sum_{j=1}^{N_{\phi, \hat{\phi}}(t_0, t)} T_{\phi, \hat{\phi}}^j(t_0, t)$. Note that in (22) the second additive group of summation terms (23) become the non-negative infinite series as $t_{k+1} \rightarrow +\infty$ since in this case $t_{k+1} \rightarrow +\infty$ implies $k \rightarrow +\infty$. In addition, define $\varsigma_{\phi, \hat{\phi}}^j = \lim_{t \rightarrow +\infty} \tau_{\phi, \hat{\phi}}(t_j, t) \tilde{\gamma}_\phi + \ln \Omega_{\phi, \hat{\phi}}$, $j = 1, 2, \dots, k$. Clearly, it can be concluded from (18) and (20) that $\varsigma_{\phi, \hat{\phi}}^j \leq 0$, $\forall \phi, \hat{\phi} \in \mathcal{P}$. Then with (13) applied one can readily obtain the following limit for (23):

$$\begin{aligned} \lim_{k \rightarrow +\infty} \tilde{\Lambda}_k & = \lim_{k \rightarrow +\infty} \sum_{j=1}^k e^{\sum_{\phi, \hat{\phi} \in \mathcal{P}} \varsigma_{\phi, \hat{\phi}}^j N_{\phi, \hat{\phi}}(t_{k-j+1}, t_{k+1})} \\ & \leq \lim_{k \rightarrow +\infty} \sum_{j=1}^k e^{\varsigma^j N(t_{k-j+1}, t_{k+1})} \\ & = \lim_{k \rightarrow +\infty} \sum_{j=1}^k e^{j\varsigma} = \frac{e^\varsigma}{1-e^\varsigma}, \quad (24) \end{aligned}$$

where $\varsigma = \max_{\phi \in \mathcal{P}_u} \varsigma^j$, $\varsigma^j = \max_{\phi, \hat{\phi} \in \mathcal{P}} \varsigma_{\phi, \hat{\phi}}^j$. Then it follows from (24) that $V_{\sigma(t)}(t, x_{\sigma(t)}(t)) \rightarrow \tilde{\epsilon}$ as $t \rightarrow +\infty$, where $\tilde{\epsilon} = \frac{\tilde{\Theta}}{\tilde{\Omega}} \frac{e^\varsigma}{1-e^\varsigma}$. This means $\lim_{t \rightarrow +\infty} \|x_{\sigma(t)}(t)\| = \sqrt[a]{\underline{\kappa}^{-1} \tilde{\epsilon}} = \epsilon > 0$. Recalling Definition 1, one concludes that the MDSS (2) is GUPS. Moreover, if $\Theta_{\phi, \hat{\phi}} \equiv 0$, then condition (16) becomes $V_\phi(t, x_\phi(t_k^+)) \leq \Omega_{\phi, \hat{\phi}} V_{\hat{\phi}}(t, x_{\hat{\phi}}(t_k^-))$ which together with (24)

implies $V_{\sigma(t)}(t, x_{\sigma(t)}(t)) \rightarrow 0$ as $t \rightarrow +\infty$, recalling Definition 1, one concludes that the MDSS (2) is GUES. ■

Remark 8: Theorem 1 provides the essential stability conditions for a general nonlinear MDSS (2) under the TDADT framework. However, Theorem 1 remains trivial in practice since it assumes in advance the existence of $V_{\phi}(t, x_{\phi}(t))$ satisfying (14), (15) and (16) but has not provided a specific line of finding such a kind of functions. Since a general nonlinear model (2) could not provide enough explicit information for guaranteeing the existence as well as the search of specific forms of such functions, in next subsection we are going to focus on the general linear version (3) of (2).

B. Stability conditions for linear MDSS

For a linear MDSS (3), we have the following theorem:

Theorem 2: Consider an MDSS (3) and (6) with switching signal $\sigma(t)$. If for any $\sigma(t_k) = \phi$, $\phi \in \mathcal{P}$ and given constant $\eta(t_0) > 0$ there exist positive definite matrices $P_{\phi} \in \mathbb{R}^{n_{\phi} \times n_{\phi}}$ and scalar $\eta(t_k) > 0$ such that $\forall t \in (t_k, t_{k+1})$, the TDADT and piecewise TDADTs of switching signal $\sigma(t)$ satisfy (17), (18), (19) and (20), where

$$\begin{cases} \tilde{\gamma}_{\phi} = -\frac{1}{\lambda_{\max}(P_{\phi})} + 2\gamma_{\phi}, & \phi \in \mathcal{P}_s; \\ \tilde{\gamma}_{\phi} = 2\gamma_{\phi}, & \phi \in \mathcal{P}_u; \\ \gamma_{\phi} \in (\max_j \operatorname{Re}(\lambda_j(A_{\phi} + B_{\phi}K_{\phi})), 0), & \phi \in \mathcal{P}_s, \\ \gamma_{\phi} \in (\max_j \operatorname{Re}(\lambda_j(A_{\phi} + B_{\phi}K_{\phi})), +\infty), & \phi \in \mathcal{P}_u, \\ \Theta_{\phi, \hat{\phi}} = 2\frac{\lambda_{\max}(P_{\phi})}{\lambda_{\min}(P_{\hat{\phi}})} \max_{\forall k \in \Gamma_{\phi, \hat{\phi}}} \|\Phi_k\|^2, \\ \Omega_{\phi, \hat{\phi}} = \max_{\forall k \in \Gamma_{\phi, \hat{\phi}}} (2\frac{\eta(t_k)\lambda_{\max}(P_{\phi})}{\eta(t_{k-1})\lambda_{\min}(P_{\hat{\phi}})} \|\Xi_{\phi, \hat{\phi}}\|^2), \\ \Gamma_{\phi, \hat{\phi}} = \{k | \sigma(t_{k-1}) = \hat{\phi}, \sigma(t_k) = \phi\}, \end{cases} \quad (25)$$

then (3) is GUPS if Φ_k is PSS-independent given $\sigma(t) \in \tilde{\Psi}_{\sigma}$. Moreover, provided that the impulsive vector Φ_k satisfies (7), i.e., PSS-dependent, then it is GUES for (3) if the TDADT of $\sigma(t)$ satisfies (17), (19) with $\Omega_{\phi, \hat{\phi}} = \max_{\forall k \in \Gamma_{\phi, \hat{\phi}}} (2\frac{\eta(t_k)\lambda_{\max}(P_{\phi})}{\eta(t_{k-1})\lambda_{\min}(P_{\hat{\phi}})} \|\Xi_{\phi, \hat{\phi}}\|^2)$. Additionally, $\eta(t_k)$ updates its value according to Procedure 1 for both cases.

Proof: For any $t \in [t_k, t_{k+1})$, $k = 0, 1, \dots$, construct the dynamical MLFs as $V_{\sigma(t_k)}(t, x_{\sigma(t_k)}(t)) = \eta(t_k)x_{\sigma(t_k)}^T(t)P_{\sigma(t_k)}x_{\sigma(t_k)}(t)$, in which $P_{\sigma(t_k)}$ is the solution to the following Lyapunov equation:

$$\tilde{A}_{\sigma(t_k)}^T P_{\sigma(t_k)} + P_{\sigma(t_k)} \tilde{A}_{\sigma(t_k)} - 2\gamma_{\sigma(t_k)} P_{\sigma(t_k)} = -I_{n_{\sigma(t_k)}}. \quad (26)$$

Therefore, it is clear that $P_{\sigma(t_k)}$ is positive definite. In the above $\tilde{A}_{\sigma(t_k)} = A_{\sigma(t_k)} + B_{\sigma(t_k)}K_{\sigma(t_k)}$, $\max_j \operatorname{Re}(\lambda_j(A_{\sigma(t_k)} + B_{\sigma(t_k)}K_{\sigma(t_k)})) < \gamma_{\sigma(t_k)} < 0$ if $\sigma(t_k) \in \mathcal{P}_s$; $0 \leq \max_j \operatorname{Re}(\lambda_j(A_{\sigma(t_k)} + B_{\sigma(t_k)}K_{\sigma(t_k)})) < \gamma_{\sigma(t_k)}$ if $\sigma(t_k) \in \mathcal{P}_u$. Apparently, (26) implies that for any $\phi = \sigma(t_k) \in \mathcal{P}$,

$$\dot{V}_{\phi}(t, x_{\phi}(t_k^+)) \leq \tilde{\gamma}_{\phi} V_{\phi}(t, x_{\phi}(t_k^+)), \quad (27)$$

where $\tilde{\gamma}_{\phi} = -\frac{1}{\lambda_{\max}(P_{\phi})} + 2\gamma_{\phi}$. Moreover, one derives from (6) that for any $\phi = \sigma(t_k) \in \mathcal{P}$, $\hat{\phi} = \sigma(t_{k-1}) \in \mathcal{P}$,

$$V_{\phi}(t, x_{\phi}(t_k^+)) \leq \Omega_{\phi, \hat{\phi}} V_{\hat{\phi}}(t, x_{\hat{\phi}}(t_k^-)) + \Theta_{\phi, \hat{\phi}}, \quad (28)$$

where

$$\begin{aligned} \Omega_{\phi, \hat{\phi}} &= \max_{\forall k \in \Gamma_{\phi, \hat{\phi}}} (2\frac{\eta(t_k)\lambda_{\max}(P_{\phi})}{\eta(t_{k-1})\lambda_{\min}(P_{\hat{\phi}})} \|\Xi_{\phi, \hat{\phi}}\|^2), \\ \Theta_{\phi, \hat{\phi}} &= 2\frac{\lambda_{\max}(P_{\phi})}{\lambda_{\min}(P_{\hat{\phi}})} \max_{\forall k \in \Gamma_{\phi, \hat{\phi}}} \|\Phi_k\|^2, \\ \Gamma_{\phi, \hat{\phi}} &= \{k | \sigma(t_{k-1}) = \hat{\phi}, \sigma(t_k) = \phi\}. \end{aligned}$$

In the above, the value of $\eta(t_k)$ is updated by Procedure 1, then one can guarantee that $\gamma_{\phi} < 0$, $\Omega_{\phi, \hat{\phi}} > 1$ if $\phi \in \mathcal{P}_s$, $\hat{\phi} \in \mathcal{P}$; $\gamma_{\phi} > 0$, $\Omega_{\phi, \hat{\phi}} < 1$ if $\phi \in \mathcal{P}_u$, $\hat{\phi} \in \mathcal{P}$. It is notable that in some cases where unstable modes are continually activated, $\eta(t)$ may potentially keep an decreasing tendency as time goes on, which would make it converge to 0 as time goes infinity. Consequently, one would have difficulty in determining whether the convergence of $V_{\sigma(t)}(t, x_{\sigma(t)}(t))$ as $t \rightarrow +\infty$ is a result of the convergence of $x_{\sigma(t)}(t)$ or the convergence of $\eta(t)$. Owing to the updating Procedure 1, it is not hard to find that the inverse of such a decrement is always upper bounded by an affine function $\varpi t + \vartheta$, $\varpi > 0$, $\vartheta > 0$, i.e., $\frac{1}{\eta(t)} < \varpi t + \vartheta$, $\forall t > t_0$. This implies the convergence of $V_{\sigma(t)}(t, x_{\sigma(t)}(t))$ is a result of the convergence of $x_{\sigma(t)}(t)$. Then recalling Theorem 1, if Φ_k is PSS-independent, then with (27) and (28) one conclude that (3) is GUPS provided that $\sigma(t) \in \tilde{\Psi}_{\sigma}$ satisfies (17)-(20). Moreover, if Φ_k satisfies (7) with (17) and (19) held, then one concludes that (3) is GUES via Theorem 1. ■

Procedure 1 (Updating of $\eta(t_k)$ on $[t_0, t_f]$ for (3)):

Step 1: Set $k \leftarrow 0$, initialize $\eta(t_0) > 0$; initialize positive scalars $\chi_{\phi, \hat{\phi}} \in (1, +\infty)$ for all $\phi \in \mathcal{P}_s$ and $\chi_{\phi, \hat{\phi}} \in (0, 1)$ for all $\phi \in \mathcal{P}_u$;

Step 2: $k \leftarrow k + 1$, $\eta(t_k) \leftarrow \eta(t_{k-1})$, if $k \geq N(t_0, t_f)$, go to Step 7;

Step 3: if $\sigma(t_k^+) \in \mathcal{P}_s$ and $\Omega_{\sigma(t_k^+), \sigma(t_{k-1}^+)} \leq 1$, go to Step 5; else go to Step 2;

Step 4: if $\sigma(t_k^+) \in \mathcal{P}_u$ and $\Omega_{\sigma(t_k^+), \sigma(t_{k-1}^+)} \geq 1$, go to Step 6; else go to Step 2;

Step 5: $\eta(t_k) \leftarrow \frac{\eta(t_k)}{\Omega_{\sigma(t_k^+), \sigma(t_{k-1}^+)}} \chi_{\sigma(t_k), \sigma(t_{k-1})}$, go to Step 2;

Step 6: $\eta(t_k) \leftarrow \frac{\eta(t_k)}{\Omega_{\sigma(t_k^+), \sigma(t_{k-1}^+)}} \chi_{\sigma(t_k), \sigma(t_{k-1})}$, go to Step 2;

Step 7: Exit.

Remark 9: We have studied two cases for the stability of linear MDSSs. First we consider the case where Φ_k is PSS-independent as we investigate the GUPS performance of (3) with the requirement that $\sigma(t) \in \tilde{\Psi}_{\sigma}$. The GUPS is studied because a PSS-independent impulse would potentially destroy the asymptotic convergence performance of the system; the requirement on the switching signal prevents the situation where the decreasing of the dynamical MLFs is dominated by the decreasing of $\eta(t_k)$. In the second case, we consider more practical switching situation where we do not impose that $\sigma(t) \in \tilde{\Psi}_{\sigma}$. This comes at the cost of requiring the aforementioned impulses to be PSS-dependent, i.e., $\lim_{\|x_{\phi}(t)\| \rightarrow 0} \Theta_{\phi, \hat{\phi}}(\|x_{\phi}(t)\|) \rightarrow 0$. However, it is notable that this is a fairly common postulation which can be found in many related works, see, e.g., [38], as it enables one to

investigate the asymptotical convergence performance of the impulsive system.

Remark 10: The dynamical MLFs proposed can be deemed an extension of the tradition MLFs by setting $\eta(t_k) \equiv 1$, $k = 1, \dots, N(t_0, t_f)$. The variation of $\eta(t_k)$ at each switching instant enables the function to reset its value to a desired one such that condition (16) can be satisfied. It is important because such a condition would not always be satisfied in the case where $\sigma(t) \in \tilde{\Psi}_\sigma$ does not necessarily hold. This issue has also been pointed out in [9] as the authors employed the discretized Lyapunov function technique to address it by adding more LMI conditions. However, such an LMI-based method cannot be applied to the MDSS since the dimension may vary at any switching instant, one is thus not able to capture the function-jumping condition (16) as an LMI expression.

With the stability analysis for the MDSS established, we are ready to apply such a model to the coordination problem of open MASs.

IV. AN APPLICATION TO OPEN MAS COORDINATION

In this section, the results obtained in Section III about the MDSS will be applied to address the coordination problem of the open MASs with agent circulation behaviors.

A. Communication topology

Given a switching signal $\sigma(t)$, $\sigma : \mathbb{R}_{\geq 0} \rightarrow \mathcal{P} = \{1, 2, \dots, s\}$ where s is the number of switching modes of $\sigma(t)$, the switching communication topology of an open multi-agent system can be represented by a switching directed graph $\mathcal{G}_{\sigma(t)} = \{\mathcal{V}_{\sigma(t)}, \mathcal{E}_{\sigma(t)}\}$ in which each switching mode indicates a possible switching topology. $\mathcal{V}_{\sigma(t)}$ denotes the vertex set of the digraph $\mathcal{G}_{\sigma(t)}$ that satisfies $|\mathcal{V}_{\sigma(t)}| = N_{\sigma(t)}$, where $N_{\sigma(t)}$ represents the number of the vertices of $\mathcal{G}_{\sigma(t)}$, $\mathcal{E}_{\sigma(t)} \subseteq \mathcal{V}_{\sigma(t)} \times \mathcal{V}_{\sigma(t)}$ is the edge set. It is assumed that the digraph contains no self loops, i.e., $(i, i) \notin \mathcal{E}_{\sigma(t)}$. Let $\mathcal{A}_{\sigma(t)} = [a_{ij}(\sigma(t))] \in \mathbb{R}^{N \times N}$ denote the switching adjacency matrix of $\mathcal{G}_{\sigma(t)}$ in which $a_{ij}(\sigma(t)) = 0$ if $(j, i) \notin \mathcal{E}_{\sigma(t)}$, i.e., there is not a directed edge from j to i , otherwise $a_{ij}(\sigma(t)) = 1$. A Laplacian matrix of $\mathcal{G}_{\sigma(t)}$ is denoted by $L_{\sigma(t)} = [l_{ij}(\sigma(t))] = \mathcal{D}_{\sigma(t)} - \mathcal{A}_{\sigma(t)}$, where $\mathcal{D}_{\sigma(t)} = [d_{ij}(\sigma(t))]$ is the corresponding switching degree matrix with $d_{ij}(\sigma(t)) = 0$, $\forall i \neq j$ and $d_{ij}(\sigma(t)) = \sum_{j=1}^N a_{ij}(\sigma(t))$, $\forall i = j$. Moreover, it is assumed that for any switching mode $\phi \in \mathcal{P}$, the union of the communication digraphs of each topology contains at least one directed spanning tree, i.e., $\bigcup_{\phi \in \mathcal{P}} \mathcal{G}_\phi$ contains a directed spanning tree.

This is a necessary condition for the consensus of MAS with switching topologies that can be found in most literature on related topics.

In addition, we give the following lemma regarding the Laplacians of the switching topologies which is useful for the upcoming analysis.

Lemma 1 ([24]): Given any vectors $x_1, \dots, x_{N_{\sigma(t)}} \in \mathbb{R}^n$ and corresponding to the switching Laplacian matrix

$L_{\sigma(t)} = [l_{ij}(\sigma(t))]$ defined in Section IV-A, the following holds $\sum_{j=1}^{N_{\sigma(t)}} l_{ij}(\sigma(t))x_j(t) - \sum_{j=1}^{N_{\sigma(t)}} l_{N_{\sigma(t)}j}(\sigma(t))x_j(t) = \sum_{j=1}^{N_{\sigma(t)}-1} z_{ij}(\sigma(t))(x_j(t) - x_{N_{\sigma(t)}}(t))$, where $z_{ij}(\sigma(t)) = l_{ij}(\sigma(t)) - l_{N_{\sigma(t)}j}(\sigma(t))$ for $i, j = 1, \dots, N_{\sigma(t)} - 1$. Denoting $Z_{\sigma(t)} = [z_{ij}(\sigma(t))]$, then the real parts of all the eigenvalues of Z_ϕ , $\phi \in \mathcal{P}$ are non-negative. Moreover, their real parts are all positive provided \mathcal{G}_ϕ contains a directed spanning tree for any ϕ .

B. System formulation of open MAS with agent circulation

Consider the following open multi-agent system with linear consensus protocols:

$$\dot{\xi}_i(t) = S\xi_i(t) - \varrho \sum_{j=1}^{N_{\sigma(t)}} a_{ij}(\sigma(t))(\xi_i - \xi_j(t)), i \in \mathcal{V}_{\sigma(t)}, \quad (29)$$

where $\varrho > 0$, $\xi_i(t) \in \mathbb{R}^p$, $S \in \mathbb{R}^{p \times p}$, and $\min_{\forall j} (\text{Re}(\lambda_j(S))) > 0$. A compact form of (29) can be obtained by piling up the state of each agent:

$$\dot{\tilde{\xi}}_{\sigma(t)}(t) = (I_{N_{\sigma(t)}-1} \otimes S - \varrho L_{\sigma(t)} \otimes I_p) \tilde{\xi}_{\sigma(t)}(t), \quad (30)$$

where $\tilde{\xi}_{\sigma(t)}(t) = [\xi_1^T(t), \dots, \xi_{N_{\sigma(t)}}^T(t)]^T$. The agent circulation behaviors at switching instant t_k are captured as follows:

$$\tilde{\xi}_{\sigma(t_k^+)}(t_k^+) = \Xi_{\sigma(t_k^+), \sigma(t_k^-)} \tilde{\xi}_{\sigma(t_k^-)}(t_k^-) + \Phi_k, \quad (31)$$

in which $\Xi_{\sigma(t_k^+), \sigma(t_k^-)}$ and Φ_k are of the same definition as in (6). In general, recalling the settings in [32] combining with the state transition mechanism proposed for the MDSS framework, then the agent circulation behaviors at switching instant t_k of a typical open MAS can be classified into the following types:

- 1) **Join-in:** there are new agents joining the original group, i.e., $|\mathcal{V}_{\sigma(t_k^-)}| < |\mathcal{V}_{\sigma(t_k^+)}|$, $n_{\sigma(t_k^-)} < n_{\sigma(t_k^+)}$. The joined agents can establish new connections with the existing agents in the group. In this case, the entries in Φ_k with the same indices as the zero rows of $\Xi_{\sigma(t_k^+), \sigma(t_k^-)}$ denote the initial values of the new added agents. These values can either be PSS-independent or PSS-dependent.
- 2) **Departure:** there are agents leaving the original group, i.e., $|\mathcal{V}_{\sigma(t_k^-)}| > |\mathcal{V}_{\sigma(t_k^+)}|$, $n_{\sigma(t_k^-)} > n_{\sigma(t_k^+)}$. Once an agent has left, all the connections bound to it will be cut off. Note that a pure departure process does not bring new values to the state of the agent group but only makes the post-switching state of the group inherit part of its the pre-switching state, that is, $\Phi_k \equiv 0$, thus the state impulse is automatically PSS-dependent.
- 3) **Replacement:** A replacement behavior of the open MAS can be regarded as a joint behavior of the join-in and departure which occur simultaneously in the group. In this sense, the replacement behaviors essentially represent the state impulses on corresponding agents. Note that a pure replacement behavior does not change the size of the communication topology, i.e., $|\mathcal{V}_{\sigma(t_k^+)}| = |\mathcal{V}_{\sigma(t_k^-)}|$,

$n_{\sigma(t_k^-)} = n_{\sigma(t_k^+)}$. For the replacements occurring along with the join-in or departure behaviors, the variation values of the state impulse of any agent is denoted by the entries in Φ_k with the same indices as the non-zero rows or the non-zero columns of $\Xi_{\sigma(t_k^+), \sigma(t_k^-)}$ respectively.

Remark 11: For an open MAS (29), its topology is naturally switching since the agent behaviors listed above in essence imply potential connection variations among agents. Note that we also allow the connection variations occurring among unmoved agents at the same time. For example, when an agent leaves the group, the rest agents can instantly re-establish connections with others to fill in the lost connections due to the departure.

Since the consensus performance is interested for the open MAS (29), via Lemma 1 we can transform (29) into the following system by defining $\delta_i(t) = \xi_i(t) - \xi_{N_{\sigma(t)}}(t)$: for any $i = 1, \dots, N_{\sigma(t)} - 1$,

$$\dot{\delta}_i(t) = S\delta_i(t) - \varrho \sum_{j=1}^{N_{\sigma(t)}-1} z_{ij}(\sigma(t))\delta_j(t), \quad (32)$$

Furthermore, (32) can be rewritten as the following compact form,

$$\dot{\tilde{\delta}}_{\sigma(t)}(t) = (I_{N_{\sigma(t)}-1} \otimes S - \varrho Z_{\sigma(t)} \otimes I_p) \tilde{\delta}(t), \quad (33)$$

where $\tilde{\delta}_{\sigma(t)}(t) = [\delta_1^T(t), \dots, \delta_{N_{\sigma(t)}-1}^T(t)]^T = \Upsilon_{N_{\sigma(t)}} \tilde{\xi}_{\sigma(t)}(t)$ and satisfies

$$\tilde{\delta}_{\sigma(t_k^+)}(t_k^+) = \tilde{\Xi}_{\sigma(t_k^+), \sigma(t_k^-)} \tilde{\delta}_{\sigma(t_k^-)}(t_k^-) + \tilde{\Phi}_k, \quad (34)$$

where $\Upsilon_{N_{\sigma(t)}} = [I_{p(N_{\sigma(t)}-1)}; -\mathbf{1}] \in \mathbb{B}^{p(N_{\sigma(t)}-1) \times p(N_{\sigma(t)}-1)}$, $\tilde{\Xi}_{\sigma(t_k^+), \sigma(t_k^-)} \in \mathbb{B}^{p(N_{\sigma(t_k^+)}-1) \times p(N_{\sigma(t_k^-)}-1)}$ which can be obtained by removing the last row and column from $\Xi_{\sigma(t_k^+), \sigma(t_k^-)}$; $\tilde{\Phi}_k = \tilde{\Phi}_k + \hat{\Phi}_k$, $\tilde{\Phi}, \tilde{\Phi}_k, \hat{\Phi}_k \in \mathbb{R}^{p(N_{\sigma(t_k^+)}-1)}$, in which $\tilde{\Phi}_k = \mathbf{1} \otimes (\xi_{N_{\sigma(t_k^-)}}(t_k^-) - \xi_{N_{\sigma(t_k^+)}}(t_k^-))$ is a PSS-dependent impulse, $\hat{\Phi}_k = \Upsilon_{N_{\sigma(t)}} \Phi_k$ is of the consistent PSS dependency with Φ_k .

Remark 12: Although resembling in form, the parameter settings in (31) and (34) have some differences. These differences are mainly exhibited between the impulsive vectors Φ_k and $\tilde{\Phi}_k$ as presented above: Φ_k defined in (31) only carries a single part, i.e., the state variation which can be PSS-dependent or PSS-independent; $\tilde{\Phi}_k$ carries two parts, i.e., a PSS-dependent vector $\tilde{\Phi}_k$ and a vector $\hat{\Phi}_k$ whose PSS dependency relies on that of Φ_k . Note that such differences would not change the structure of the state transition mechanism defined in Section II-B since the duties of the transition matrix $\tilde{\Xi}_{\sigma(t_k^+), \sigma(t_k^-)}$ and impulsive vector $\tilde{\Phi}_k$ in (34) are consistent with those of (31).

Next we will add some definitions regarding the consensus performance of the open MAS.

Definition 6: For the open MAS (29), the practical consensus is said to be achieved if for any given $\epsilon > 0$ it holds that

$$\lim_{t \rightarrow +\infty} \|\xi_i(t) - \xi_j(t)\| \leq \epsilon, \quad \forall i, j \in \mathcal{V}_{\sigma(t)}. \quad (35)$$

Other forms of the definition about the practical consensus can be found in [39], [40].

Definition 7: For the open MAS (29), the consensus is said to be achieved if there holds that

$$\lim_{t \rightarrow +\infty} \|\xi_i(t) - \xi_j(t)\| = 0, \quad \forall i, j \in \mathcal{V}_{\sigma(t)}. \quad (36)$$

The definition of the consensus of open MAS is consistent with that for the classic MASs.

Next we are going to apply the results for the stability of the MDSS to address the coordination problem of open MAS (29).

C. Coordination analysis via MDSS framework

The following theorem gives the corresponding conditions for (29) to reach different consensus performance.

Theorem 3: For an open MAS (29) with switching topologies $\mathcal{G}_{\sigma(t)}$, denote the agent circulation as (31). Then (29) can achieve practical consensus for (29) if Φ_k is PSS-independent and $\sigma(t) \in \tilde{\Psi}_{\sigma}$ for (33) with (17), (18), (19), and (20) satisfied, where

$$\begin{cases} \tilde{\gamma}_{\phi} = -\frac{1}{\lambda_{\max}(\tilde{P}_{\phi})} + 2\gamma_{\phi}, & \phi \in \mathcal{P}_s; \\ \tilde{\gamma}_{\phi} = 2\gamma_{\phi}, & \phi \in \mathcal{P}_u; \\ \gamma_{\phi} \in \left(\max_j \operatorname{Re}(\lambda_j(I_{N_{\phi}-1} \otimes S - \varrho Z_{\phi})), 0 \right), & \phi \in \mathcal{P}_s, \\ \gamma_{\phi} \in \left(\max_j \operatorname{Re}(\lambda_j(I_{N_{\phi}-1} \otimes S - \varrho Z_{\phi})), +\infty \right), & \phi \in \mathcal{P}_u, \\ \Omega_{\phi, \hat{\phi}} = \max_{\forall k \in \Gamma_{\phi, \hat{\phi}}} (2 \frac{\eta(t_k) \lambda_{\max}(\tilde{P}_{\phi})}{\eta(t_{k-1}) \lambda_{\min}(\tilde{P}_{\phi})} \|\tilde{\Xi}_{\phi, \hat{\phi}}\|^2), \\ \Theta_{\phi, \hat{\phi}} = 2 \frac{\lambda_{\max}(\tilde{P}_{\phi})}{\lambda_{\min}(\tilde{P}_{\phi})} \max_{\forall k \in \Gamma_{\phi, \hat{\phi}}} \|\tilde{\Phi}_k\|^2, \\ \Gamma_{\phi, \hat{\phi}} = \{k | \sigma(t_{k-1}) = \hat{\phi}, \sigma(t_k) = \phi\}, \end{cases} \quad (37)$$

in which Z_{ϕ} , $\phi \in \mathcal{P}$ is defined as in Lemma 1. (29) can achieve consensus provided that Φ_k is PSS-dependent, i.e., (7) is satisfied and the TDADT of switching signal $\sigma(t)$ satisfies (17) and (19).

Proof: Define $\delta_i(t) = \xi_i(t) - \xi_{N_{\sigma(t)}}(t)$, $i = 1, \dots, N_{\sigma(t)} - 1$. Since for any pair of $i, j \in \mathcal{V}_{\sigma(t)}$, $\lim_{t \rightarrow +\infty} \|\xi_i(t) - \xi_j(t)\| = 0$ and $\lim_{t \rightarrow +\infty} \|\xi_i(t) - \xi_j(t)\| \leq \epsilon$ globally uniformly are equivalent to $\lim_{t \rightarrow +\infty} \|\delta_i(t)\| = 0$ and $\lim_{t \rightarrow +\infty} \|\delta_i(t)\| \leq \frac{1}{2}\epsilon$, $\forall i = 1, \dots, N_{\sigma(t)} - 1$ globally uniformly, then with Lemma 1 applied, the consensus and practical consensus of (29) boil down to the GUES and GUPS of (32), respectively. Moreover, via the Gershgorin's disk theorem [41] it follows that there exists a positive constant ϱ such that $I_{N-1} \otimes S - \varrho Z_{\phi} \otimes I_p$ is Hurwitz for the switching mode $\phi \in \mathcal{P}$ if the corresponding \mathcal{G}_{ϕ} contains a directed spanning tree. Additionally, it is notable that given the same ϱ with $\min_{\forall j} \operatorname{Re}(\lambda_j(S)) > 0$, $I_{N-1} \otimes S - \varrho Z_{\phi} \otimes I_p$ would not necessarily be Hurwitz for mode ϕ if the corresponding \mathcal{G}_{ϕ} does not contain a directed spanning tree. Then there exist a positive definite matrix \tilde{P}_{ϕ} and a scalar $\gamma_{\phi} > \max_j \operatorname{Re}(\lambda_j(I_{N-1} \otimes S - \varrho Z_{\phi} \otimes I_p))$ such that the following Lyapunov equation holds for both the aforementioned topology settings:

$$(I_{N_{\phi}-1} \otimes S - \varrho Z_{\phi} \otimes I_p)^T \tilde{P}_{\phi} + \tilde{P}_{\phi} (I_{N_{\phi}-1} \otimes S - \varrho Z_{\phi} \otimes I_p)^T - 2\gamma_{\phi} \tilde{P}_{\phi} = -I. \quad (38)$$

Similar to the proof of Theorem 2, choosing the dynamical MLFs as $\tilde{V}_{\sigma(t)} = \eta(t)\delta_{\sigma(t)}^T(t)\tilde{P}_{\sigma(t)}\delta_{\sigma(t)}(t)$, then one obtains from (38) and (34) that for any $\phi \in \mathcal{P}$,

$$\lambda_{\min}(\tilde{P}_{\phi})\|\delta_{\sigma(t)}(t)\|^2 \leq \tilde{V}_{\phi}(\delta_{\sigma(t)}(t)) \leq \lambda_{\max}(\tilde{P}_{\phi})\|\delta_{\sigma(t)}(t)\|^2, \quad (39)$$

with (27) and (28) satisfied, in which the corresponding parameters are given in (37). Then via Theorem 2 and with the conditions (17) to (20) satisfied, one concludes that (32) is GUPS given $\sigma(t) \in \tilde{\Psi}_{\sigma}$ and Φ_k does not satisfy (7); (32) is GUES if solely Φ_k satisfies (7). Therefore the corresponding consensus performance of the open MAS (29) with different settings for switching topologies $\mathcal{G}_{\sigma(t)}$ can be guaranteed. The proof is complete. \blacksquare

Remark 13: Note that the stability or instability implied by a switching mode ϕ of the switching topologies $\mathcal{G}_{\sigma(t)}$ is regarding the transformed system (33) instead of (29). This reflects the spirit of applying the MDSS framework to handle the consensus of the open MAS (29). Also note that in the above theorem, we have only provided a connection between the asymptotical stability of each mode ϕ of (33) and the directed-spanning-tree-contained feature of the corresponding switching digraph \mathcal{G}_{ϕ} , that is, for any $\phi \in \mathcal{P}$, if \mathcal{G}_{ϕ} contains a directed spanning tree, then there exists a constant $\varrho > 0$ such that $I_{N_{\phi}-1} \otimes S - \varrho Z_{\phi} \otimes I_p$ is Hurwitz. For the case where \mathcal{G}_{ϕ} does not contain a directed spanning tree for some ϕ , there **could** hold for the same ϱ that $I_{N_{\phi}-1} \otimes S - \varrho Z_{\phi} \otimes I_p$ is not Hurwitz. However, in general, one cannot readily establish an equivalent connection between the instability of (33) and the unconnectedness of \mathcal{G}_{ϕ} since it is not hard to find a counterexample that given ϱ , $I_{N_{\phi}-1} \otimes S - \varrho Z_{\phi} \otimes I_p$ is Hurwitz for mode ϕ although the corresponding \mathcal{G}_{ϕ} has no directed spanning tree.

D. Numerical examples

In this subsection, we present the numerical examples under two cases, i.e., the open MAS with at least one topology containing a directed spanning tree and that with all possible topologies contain no directed spanning tree, to illustrate the effectiveness of the proposed MDSS framework applied to the open MAS.

Case I: One digraph of a switching topology contains a directed spanning tree: In this case, we rule out the situation where digraphs of all the switching topologies contain no directed spanning tree to avoid potential all unstable subsystems in (33), i.e., it is required $\sigma(t) \in \tilde{\Psi}_{\sigma}$. Then for the open MAS (29) the corresponding parameters are set as follows: $\varrho = 2$, $S = [0.3 \ 0.05; 0 \ 0.5]$, $L_1 = [0 \ 0 \ 0 \ 0; -1 \ 3 \ -1 \ -1; 0 \ 0 \ 0 \ 0; 0 \ 0 \ 0 \ 0]$, $L_2 = [2 \ -1 \ -1; 0 \ 0 \ 0; 0 \ 0 \ 0]$, $L_3 = [1 \ 0 \ 0 \ -1; 0 \ 0 \ 0 \ 0; 0 \ -1 \ 1 \ 0; 0 \ 0 \ 0 \ 0; 0 \ 0 \ 0 \ -1 \ 1]$, $L_4 = [1 \ -1 \ 0; -1 \ 1 \ 0; -1 \ 0 \ 1]$, $L_5 = [0 \ 0 \ 0 \ 0; -1 \ 1 \ 0 \ 0; -1 \ -1 \ 3 \ -1; 0 \ 0 \ 0 \ 0]$. By examining the eigenvalues of Z_{ϕ} for all ϕ via Lemma 1, one easily concludes that they are all non-Hurwitz. A possible switching signal that satisfies (17) to (20) is depicted in Fig. 2. On applying Procedure 1 the

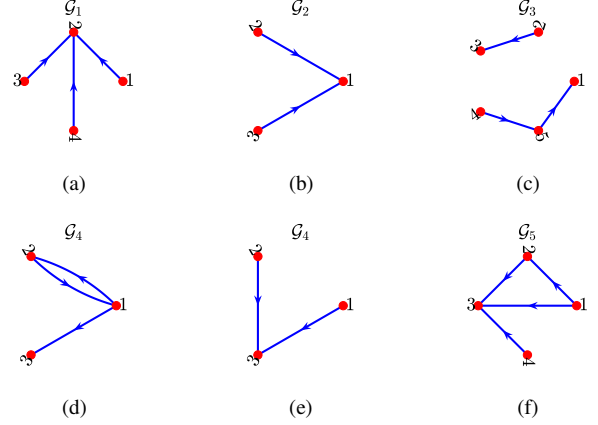


Fig. 1. Possible switching topologies of the open MAS (29). The red nodes denote the agents and the blue arrowed lines denote the directed communications among them, the numbers denote the labels of agents. It is assumed in this example that only the agent of a larger label departs from the group; new incoming agents are labeled in sequence after the existing largest label. Note that Fig. 1d denotes that \mathcal{G}_4 contains a directed spanning tree while Fig. 1e denotes the case that \mathcal{G}_4 contains no directed spanning tree.

corresponding lower and upper bounds for the (piecewise) TDADT conditions are collected as the following matrix:

$$\Lambda_{\tau} = [\tau_{i,j}] = \begin{bmatrix} 0 & 0 & 0.252 & 0 & 0 \\ 0.311 & 0 & 0.313 & 0.336 & 0 \\ 0 & 0.471 & 0 & 0 & 0.420 \\ 0 & 1.372 & 0 & 0 & 0 \\ 0 & 0.298 & 0 & 0.284 & 0 \end{bmatrix}, \quad (40)$$

in which the row index i denotes the post-switching mode and the column index j denotes the pre-switching mode, each zero entry indicates there is no transition from mode j to mode i . Moreover, it can be seen from (40) that the application of TDADT definitely brings more flexibility to the arrangement of average activating period bounds for each switching mode, cf. [8]. The corresponding topologies are depicted in Fig. 1a to Fig. 1d and Fig. 1f. From the digraphs of topology, one can easily tell that only \mathcal{G}_4 contains a directed spanning tree.

First, we set Φ_k to be PSS-dependent as in (7), in which $\hat{\Xi}_k$ is a randomly generated matrix at every switching instant. The resultant trajectories of agent states $\xi_i(t)$ and the disagreement vectors $\delta_i(t)$ are depicted in Fig. 3 and Fig. 4, respectively. Note that in spirit of the TDADT method, the existence of a digraph containing a directed spanning actually compensates for the negative effects brought by the other digraphs of topologies containing no directed spanning tree to the consensus performance. Second, we set Φ_k to be a random vector at each switching instant such that it is PSS-independent. The resultant trajectories of agent states $\xi_i(t)$ and the disagreement vectors $\delta_i(t)$ are depicted in Fig. 5 and Fig. 6. It can be seen that due to the non-convergent characteristics of Φ_k , the errors of agent states cannot asymptotically reach the consensus but can always be ensured to reach a bounded area.

Case II: No digraph of the switching topologies contains a directed spanning tree: In this case, we present an example in

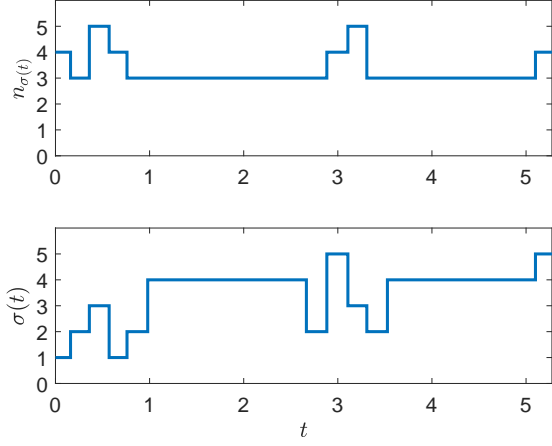


Fig. 2. Switching signal $\sigma(t) \in \tilde{\Psi}_\sigma$ and dimension $n_{\sigma(t)}$ of $\mathcal{G}_{\sigma(t)}$ of open MAS (29).

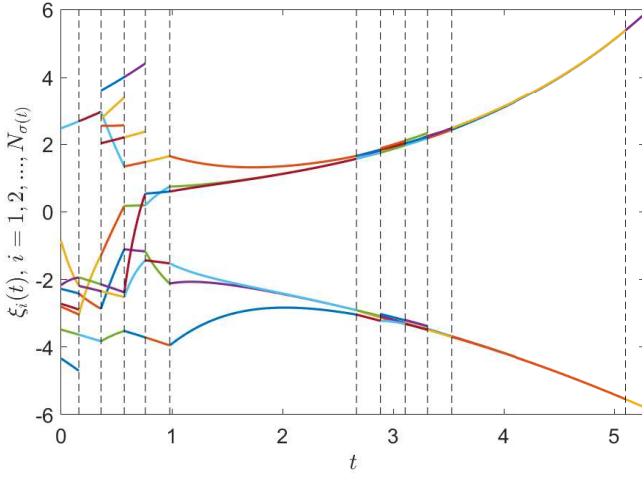


Fig. 3. State trajectories $\xi_i(t)$, $i = 1, 2, \dots, N_{\sigma(t)}$ given Φ_k satisfies (7), PSS-dependent.

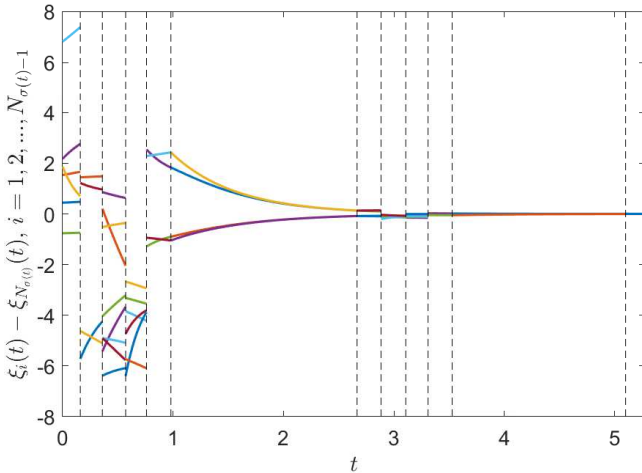


Fig. 4. Disagreement vector $\xi_i(t) - \xi_{N_{\sigma(t)}}(t)$, $i = 1, 2, \dots, N_{\sigma(t)} - 1$ given Φ_k satisfies (7), PSS-dependent.

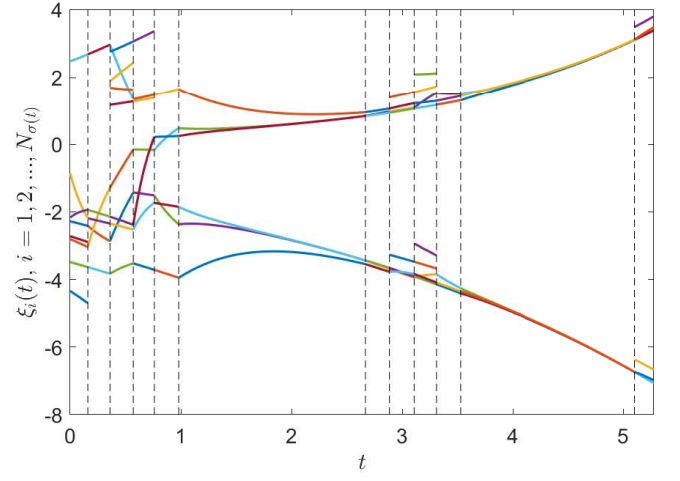


Fig. 5. State trajectories $\xi_i(t)$, $i = 1, \dots, N_{\sigma(t)}$ given Φ_k is PSS-independent.

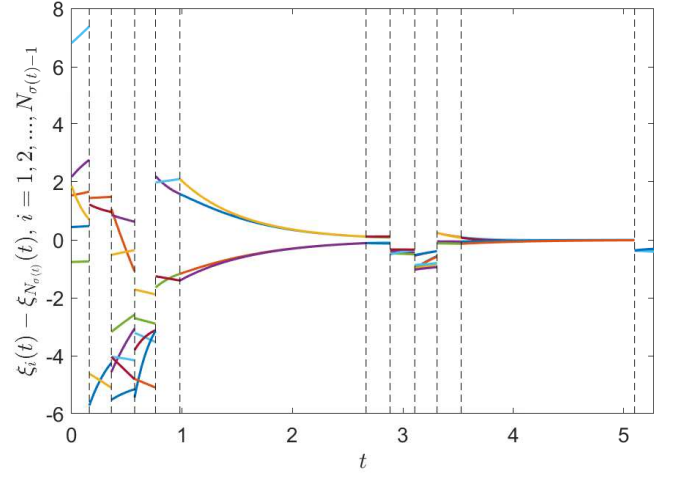


Fig. 6. Disagreement vector $\xi_i(t) - \xi_{N_{\sigma(t)}}(t)$, $i = 1, \dots, N_{\sigma(t)} - 1$ given Φ_k is PSS-independent.

which none of the switching topologies containing a spanning tree will result in a fully unstable subsystem group. Φ_k is thus required to be PSS-dependent, i.e., (7) is satisfied. The Laplacian of \mathcal{G}_4 is changed into $L_4 = [0 \ 0 \ 0; 0 \ 0 \ 0; -1 \ -1 \ 2]$, see Fig. 1e. It is easy to examine the corresponding Hurwitzness of Z_ϕ for all ϕ via Lemma 1. A possible switching signal that satisfies (17) to (20) is depicted in Fig. 7. The corresponding upper and lower bounds of the (piecewise) TDADT conditions are collected as the following matrix:

$$\Lambda_\tau = [\tau_{i,j}] = \begin{bmatrix} 0 & 0.264 & 0 & 0 & 0.259 \\ 0.310 & 0 & 0.323 & 0.336 & 0.349 \\ 0.393 & 0 & 0 & 0 & 0.476 \\ 0 & 0.311 & 0 & 0 & 0 \\ 0 & 0.273 & 0.246 & 0.284 & 0 \end{bmatrix}. \quad (41)$$

Moreover, we use the same PSS-dependent setting for Φ_k as in Case I. The values of rest parameters remain the same as Case I. The resultant trajectories of agent states $\xi_i(t)$ and the disagreement vectors $\delta_i(t)$ are depicted in Fig. 8 and Fig. 9. It is shown that the consensus can be achieved for the open MAS

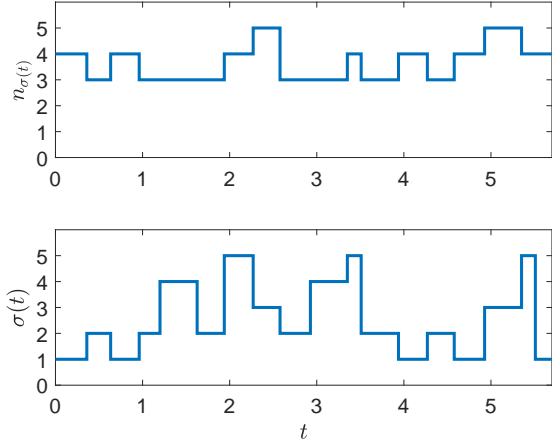


Fig. 7. Switching signal $\sigma(t)$ and dimension $n_{\sigma(t)}$ of the $\mathcal{G}_{\sigma(t)}$ of open MAS (29).

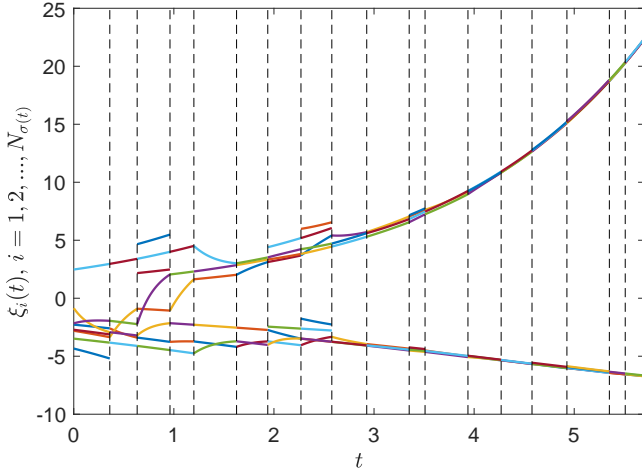


Fig. 8. State trajectories $\xi_i(t)$, $i = 1, \dots, N_{\sigma(t)}$ given Φ_k satisfies (7), PSS-dependent.

(29) even with all the digraphs of the switching topologies containing no directed spanning tree.

V. CONCLUSION

The stability of the MDSS has been studied in this work. We have modeled the state transition at each switching instant as a combination of the dimension variations and the state impulses. The impulses can be either PSS-independent or PSS-dependent. By proposing the TDADT and piecewise TDADT approaches along with the new dynamical MLF method, we have guaranteed the GUPS under PSS-independent impulses for the nonlinear and linear MDSSs with unstable subsystems given that the switching signal is quasi-alternative. By further assuming that the impulses are PSS-dependent, we ensure the GUES for the MDSS with fully unstable subsystems under a general switching setting. Moreover, by virtue of the proposed MDSS framework, we have studied consensus problems for the open MASs with agent circulation. It shows that the open MAS with switching topologies containing a directed spanning tree can achieve the practical consensus goal provided the

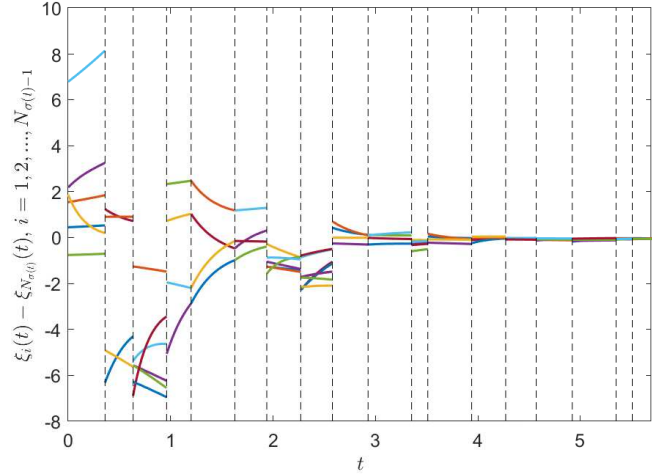


Fig. 9. Disagreement vector $\xi_i(t) - \xi_{N_{\sigma(t)}}(t)$, $i = 1, \dots, N_{\sigma(t)} - 1$ given Φ_k satisfies (7), PSS-dependent.

switching signal of the topology satisfies the corresponding TDADT and the piecewise TDADT conditions; by assuming the agent state impulses and the values of new in-coming agents are PSS-dependent, we guarantee the open MAS can achieve the consensus goal asymptotically with the satisfaction of the TDADT conditions in the case where there are no topologies containing a directed spanning tree. Further studies can be focused on the MDSS with dynamics uncertainty or the case where the switching is stochastic.

REFERENCES

- [1] R. Shorten, F. Wirth, O. Mason, K. Wulff, and C. King, "Stability criteria for switched and hybrid systems," *SIAM Review*, vol. 49, no. 4, pp. 545–592, 2007.
- [2] M. S. Branicky, "Multiple Lyapunov functions and other analysis tools for switched and hybrid systems," *IEEE Transactions on Automatic Control*, vol. 43, no. 4, pp. 475–482, 1998.
- [3] D. Liberzon and A. S. Morse, "Basic problems in stability and design of switched systems," *IEEE Control systems*, vol. 19, no. 5, pp. 59–70, 1999.
- [4] J. P. Hespanha and A. S. Morse, "Stability of switched systems with average dwell-time," in *Proceedings of the 38th IEEE conference on decision and control (Cat. No. 99CH36304)*, vol. 3. IEEE, 1999, pp. 2655–2660.
- [5] J. P. Hespanha, "Uniform stability of switched linear systems: Extensions of LaSalle's invariance principle," *IEEE Transactions on Automatic Control*, vol. 49, no. 4, pp. 470–482, 2004.
- [6] D. Liberzon, *Switching in systems and control*. Springer Science & Business Media, 2012.
- [7] L. Zhang, S. Zhuang, and P. Shi, "Non-weighted quasi-time-dependent H_∞ filtering for switched linear systems with persistent dwell-time," *Automatica*, vol. 54, pp. 201–209, 2015.
- [8] X. Zhao, L. Zhang, P. Shi, and M. Liu, "Stability and stabilization of switched linear systems with mode-dependent average dwell time," *IEEE Transactions on Automatic Control*, vol. 57, no. 7, pp. 1809–1815, 2012.
- [9] W. M. Xiang and J. Xiao, "Stabilization of switched continuous-time systems with all modes unstable via dwell time switching," *Automatica*, vol. 50, no. 3, pp. 940–945, 2014.
- [10] G. Yang and D. Liberzon, "Feedback stabilization of switched linear systems with unknown disturbances under data-rate constraints," *IEEE Transactions on Automatic Control*, vol. 63, no. 7, pp. 2107–2122, 2018.
- [11] W. Ren and J. Xiong, "Stability analysis of impulsive switched time-delay systems with state-dependent impulses," *IEEE Transactions on Automatic Control*, in press, 2019.
- [12] S. Yuan, L. Zhang, B. De Schutter, and S. Baldi, "A novel Lyapunov function for a non-weighted l2 gain of asynchronously switched linear systems," *Automatica*, vol. 87, pp. 310–317, 2018.

- [13] A. Kundu, D. Chatterjee, and D. Liberzon, "Generalized switching signals for input-to-state stability of switched systems," *Automatica*, vol. 64, pp. 270–277, 2016.
- [14] X. Zhao, P. Shi, Y. Yin, and S. K. Nguang, "New results on stability of slowly switched systems: a multiple discontinuous Lyapunov function approach," *IEEE Transactions on Automatic Control*, vol. 62, no. 7, pp. 3502–3509, 2017.
- [15] P. K. Wang and F. Y. Hadaegh, "Stability analysis of switched dynamical systems with state-space dilation and contraction," *Journal of guidance, control, and dynamics*, vol. 31, no. 2, pp. 395–401, 2008.
- [16] E. I. Verriest, "Multi-mode multi-dimensional systems," in *Proceedings of the 17th International Symposium on Mathematical Theory of Networks and Systems*, 2006, pp. 1268–1274.
- [17] —, "Multi-dimensional multi-mode systems: Structure and optimal control," *49th IEEE Conference on Decision and Control (CDC)*, pp. 7021–7026, 2010.
- [18] —, "Pseudo-continuous multi-dimensional multi-mode systems," *Discrete Event Dynamic Systems*, vol. 22, no. 1, pp. 27–59, 2012.
- [19] A. Ahmed and E. I. Verriest, "Nonlinear systems evolving with state suprema as multi-mode multi-dimensional (M^3D) systems: Analysis & observation," *IFAC-PapersOnLine*, vol. 48, no. 27, pp. 242–247, 2015.
- [20] H. Yang, B. Jiang, V. Cocquempot, and M. Chen, "Spacecraft formation stabilization and fault tolerance: A state-varying switched system approach," *Systems & Control Letters*, vol. 62, no. 9, pp. 715–722, 2013.
- [21] R. Olfati-Saber and R. M. Murray, "Consensus problems in networks of agents with switching topology and time-delays," *IEEE Transactions on Automatic Control*, vol. 49, no. 9, pp. 1520–1533, 2004.
- [22] W. Ren, R. W. Beard, and E. M. Atkins, "A survey of consensus problems in multi-agent coordination," in *American Control Conference*, 2005. IEEE, 2005, pp. 1859–1864.
- [23] T. Liu and J. Huang, "Leader-following attitude consensus of multiple rigid body systems subject to jointly connected switching networks," *Automatica*, vol. 92, pp. 63–71, 2018.
- [24] I. Saboori and K. Khorasani, "H-infinity consensus achievement of multi-agent systems with directed and switching topology networks," *IEEE Transactions on Automatic Control*, vol. 59, no. 11, pp. 3104–3109, 2014.
- [25] X. Dong and G. Hu, "Time-varying formation control for general linear multi-agent systems with switching directed topologies," *Automatica*, vol. 73, pp. 47–55, 2016.
- [26] Z. Meng, T. Yang, D. V. Dimarogonas, and K. H. Johansson, "Coordinated output regulation of heterogeneous linear systems under switching topologies," *Automatica*, vol. 53, pp. 362–368, 2015.
- [27] X. Dong, Y. Zhou, Z. Ren, and Y. Zhong, "Time-varying formation tracking for second-order multi-agent systems subjected to switching topologies with application to quadrotor formation flying," *IEEE Transactions on Industrial Electronics*, vol. 64, no. 6, pp. 5014–5024, 2017.
- [28] Y. Demazeau and A. R. Costa, "Populations and organizations in open multi-agent systems," in *Proceedings of the 1st National Symposium on Parallel and Distributed AI*, 1996, pp. 1–13.
- [29] T. D. Huynh, N. R. Jennings, and N. R. Shadbolt, "An integrated trust and reputation model for open multi-agent systems," *Autonomous Agents and Multi-Agent Systems*, vol. 13, no. 2, pp. 119–154, 2006.
- [30] J. M. Hendrickx and S. Martin, "Open multi-agent systems: Gossiping with deterministic arrivals and departures," in *2016 54th Annual Allerton Conference on Communication, Control, and Computing (Allerton)*. IEEE, 2016, pp. 1094–1101.
- [31] M. Abdelrahim, J. M. Hendrickx, and W. Heemels, "Max-consensus in open multi-agent systems with gossip interactions," in *2017 IEEE 56th Annual Conference on Decision and Control (CDC)*. IEEE, 2017, pp. 4753–4758.
- [32] J. M. Hendrickx and S. Martin, "Open multi-agent systems: Gossiping with random arrivals and departures," in *2017 IEEE 56th Annual Conference on Decision and Control (CDC)*. IEEE, 2017, pp. 763–768.
- [33] M. Franceschelli and P. Frasca, "Proportional dynamic consensus in open multi-agent systems," in *2018 IEEE Conference on Decision and Control (CDC)*. IEEE, 2018, pp. 900–905.
- [34] H. L. Xu and K. L. Teo, "Exponential stability with L-2-gain condition of nonlinear impulsive switched systems," *IEEE Transactions on Automatic Control*, vol. 55, no. 10, pp. 2429–2433, 2010.
- [35] T. Lee, K. Sreenath, and V. Kumar, "Geometric control of cooperating multiple quadrotor UAVs with a suspended payload," in *52nd IEEE conference on decision and control*. IEEE, 2013, pp. 5510–5515.
- [36] J. P. Hespanha, D. Liberzon, and A. R. Teel, "Lyapunov conditions for input-to-state stability of impulsive systems," *Automatica*, vol. 44, no. 11, pp. 2735 – 2744, 2008.
- [37] Y. Yin, X. Zhao, and X. Zheng, "New stability and stabilization conditions of switched systems with mode-dependent average dwell time," *Circuits, Systems, and Signal Processing*, vol. 36, no. 1, pp. 82–98, 2016.
- [38] W. Ren and J. Xiong, "Stability analysis of impulsive stochastic nonlinear systems," *IEEE Transactions on Automatic Control*, vol. 62, no. 9, pp. 4791–4797, 2017.
- [39] J. Back and J.-S. Kim, "Output feedback practical coordinated tracking of uncertain heterogeneous multi-agent systems under switching network topology," *IEEE Transactions on Automatic Control*, vol. 62, no. 12, pp. 6399–6406, 2017.
- [40] L. Ding and W. Zheng, "Network-based practical consensus of heterogeneous nonlinear multiagent systems," *IEEE Transactions on Cybernetics*, vol. 47, no. 8, pp. 1841–1851, 2017.
- [41] R. A. Horn and C. R. Johnson, *Matrix analysis*. Cambridge university press, 2012.

This figure "topology.png" is available in "png" format from:

<http://arxiv.org/ps/2001.00435v2>