

Slowdown of group velocity in periodic waveguides

Yuri A. Godin* and Boris Vainberg†

April 29, 2020

Abstract

We consider the propagation of acoustic, electromagnetic and elastic waves in a one-dimensional periodic two-component material. Accurate asymptotic formulas are provided for the group velocity as a function of the material parameters when the concentration of scatterers is small or the characteristic impedances of the two media differ substantially. In the latter case, it is shown that the minimum group velocity occurs when the volume fractions of the components of the material are equal. In both asymptotic cases we show that the leading terms of the group velocity do not depend on frequency. Thus slowdown is frequency-independent and is not related to the resonance phenomena.

Keywords: Periodic medium, waves, dispersion, group velocity, slowdown.

1 Introductions

Periodic media offer a great deal of possibilities for manipulating wave propagation. The spectrum of propagating frequencies consists of closed intervals (bands) and the propagation of waves is suppressed for the frequencies in complimentary intervals (gaps). While propagating waves do not exist in the frequency gaps, the character of waves in the bands can be essentially different in terms of their direction, speed, and amplitude of propagation. One example of such a highly dispersive medium represents a fluid containing a periodic lattice of scatterers. The propagation of acoustic waves in such media through a lattice of air bubbles or cylinders of air has been studied numerically [1, 2, 3, 4, 5, 6, 7], along with some analytical approaches [8, 9, 10, 11] and more complicated geometries [12, 13, 14].

A related one-dimensional periodic model has been studied by the well-known transfer (or propagation) matrix formalism [15] for acoustic materials [16, 17, 18, 19], for periodic elastic media [20, 21, 22, 23], and for photonic band-gap structures [24, 25]. More complicated problems were considered in [26, 27]. Dispersion relations obtained in most of the papers above were studied numerically. Our main goal is to study the dispersion relation analytically and provide asymptotic formulas for the group velocity when the concentration of scatterers is small or the ratio of the impedances is large. The main terms in both asymptotic formulas

*Department of Mathematics and Statistics, University of North Carolina at Charlotte, Charlotte, NC 28223 USA. E-mail: ygodin@uncc.edu

†Department of Mathematics and Statistics, University of North Carolina at Charlotte, Charlotte, NC 28223 USA. Email: brvainbe@uncc.edu

do not depend on the frequency. Thus, a slowdown occurs at any frequency in any band and does not have a resonance character. We show that the smallest group velocity is achieved when the scatterers and the host material are taken in equal proportions regardless of their physical properties provided that the impedance ratio is large. All the asymptotic formulas are verified numerically.

2 Acoustic waves

We consider the propagation of acoustic waves through a one-dimensional periodic medium with period ℓ consisting of two materials with mass densities ϱ_{\mp} and wave speed c_{\mp} when $n\ell < x < n\ell + \delta$ and $n\ell + \delta < x < (n+1)\ell$, $n \in \mathbb{Z}$, respectively (see Fig. 1).

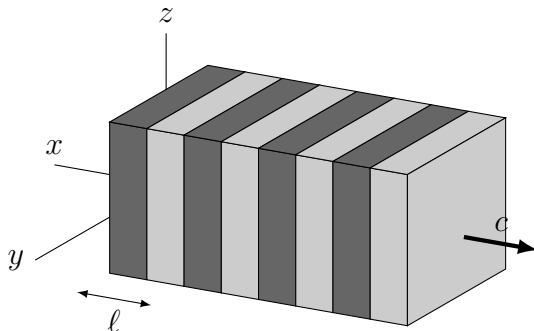


Figure 1: One-dimensional periodic medium with alternating layers.

Assuming that the excess pressure $p(x, t)$ is time-harmonic $p(x, t) = u(x)e^{-i\omega t}$, the amplitude $u(x)$ of acoustic wave satisfies the equation

$$\frac{d^2 u^-}{dx^2} + k_-^2 u^- = 0, \quad n\ell < x < n\ell + \delta, \quad (1)$$

$$\frac{d^2 u^+}{dx^2} + k_+^2 u^+ = 0, \quad n\ell + \delta < x < (n+1)\ell, \quad (2)$$

subject to the boundary conditions across all the interfaces $\{n\ell\}$ and $\{n\ell + \delta\}$:

$$u^- = u^+, \quad \frac{1}{\varrho_+} u_x^+ = \frac{1}{\varrho_-} u_x^-, \quad (3)$$

where $k_{\pm} = \frac{\omega}{c_{\pm}}$. We are looking for the Floquet solutions of (1)-(3) satisfying the condition

$$e^{i\kappa x} u \text{ is periodic with the period } \ell, \quad (4)$$

with some real κ (the wavenumber).

We will assume that $\ell = 1$. The eigenvalues λ of the transfer matrix over the period satisfy the characteristic equation

$$\lambda^2 - 2\lambda F + 1 = 0, \quad (5)$$

where

$$F = \cos \frac{(1-\delta)\omega}{c_+} \cos \frac{\omega\delta}{c_-} - \frac{1}{2} \left(\frac{z_+}{z_-} + \frac{z_-}{z_+} \right) \sin \frac{(1-\delta)\omega}{c_+} \sin \frac{\omega\delta}{c_-} \quad (6)$$

and

$$z_{\pm} = c_{\pm} \varrho_{\pm} \quad (7)$$

are characteristic acoustic impedances of the two media, respectively.

Solution of (5) in the form $\lambda = e^{i\kappa}$ with real κ leads to the relation

$$\cos \kappa = F. \quad (8)$$

The inequality $|F| \leq 1$ provides the necessary and sufficient condition for which problem (1)-(4) has a nontrivial solution. The intervals of ω where this condition holds are called the bands. From (8) we can find the group velocity $c_g = \frac{\partial \omega}{\partial \kappa}$ in any band:

$$c_g = -\frac{\sin \kappa}{\frac{\partial F}{\partial \omega}}. \quad (9)$$

Denoting

$$t_+ = \frac{\delta}{c_-} + \frac{1-\delta}{c_+}, \quad t_- = \frac{1-\delta}{c_+} - \frac{\delta}{c_-}, \quad (10)$$

$$\eta = \frac{1}{2} \left(\frac{z_+}{z_-} + \frac{z_-}{z_+} \right), \quad (11)$$

the group velocity (9) takes the form

$$c_g = 2 \frac{\sqrt{1 - \frac{1}{4} ((1+\eta) \cos \omega t_+ + (1-\eta) \cos \omega t_-)^2}}{(1+\eta) t_+ \sin \omega t_+ + (1-\eta) t_- \sin \omega t_-}. \quad (12)$$

Equal impedances

If the characteristic impedances of the two media are equal, $c_+ \varrho_+ = c_- \varrho_-$, then formula (12) gives $c_g = t_+^{-1}$. This means that the group velocity coincides with the velocity of a wave that propagates through the interval $(0, \delta)$ with the speed c_- and over the interval $(\delta, 1)$ with the speed c_+ without slowing down or acceleration. From (5) we have

$$F = \cos \left(\frac{\delta}{c_-} + \frac{1-\delta}{c_+} \right) \omega \quad (13)$$

and

$$\kappa = \left(\frac{\delta}{c_-} + \frac{1-\delta}{c_+} \right) \omega. \quad (14)$$

Then the group velocity c_g , the phase velocity $c_{ph} = \frac{\omega}{\kappa}$, and the average speed of propagation $\langle c \rangle$ are all coincide and are equal to

$$\langle c \rangle = \left(\frac{\delta}{c_-} + \frac{1-\delta}{c_+} \right)^{-1}. \quad (15)$$

Here, waves propagate without reflection and the speed does not depend on the wave frequency.

Small scatterers

Let us find an approximation of the eigenvalues λ of the transfer matrix when $\delta \ll 1$. We approximate (5) in any fixed band by

$$\lambda^2 - \lambda \left(2 \cos k_+ - \left(\frac{z_+}{z_-} + \frac{z_-}{z_+} \right) \frac{\omega \delta}{c_-} \sin k_+ \right) + 1 = 0. \quad (16)$$

Then

$$\lambda = e^{i\kappa} = e^{ik_+} \left(1 + \frac{i}{2} \left(\frac{z_+}{z_-} + \frac{z_-}{z_+} \right) \frac{\omega \delta}{c_-} \right) + O(\delta^2). \quad (17)$$

and

$$\kappa = \frac{\omega}{c_+} \left(1 + \frac{1}{2} \left(\frac{z_+}{z_-} + \frac{z_-}{z_+} \right) \frac{c_+}{c_-} \delta + O(\delta^2) \right). \quad (18)$$

Expression (18) allows us to find the group velocity c_g (which coincides with the phase velocity in this approximation)

$$c_g = c_+ \left(1 - \frac{1}{2} \frac{c_+}{c_-} \left(\frac{z_+}{z_-} + \frac{z_-}{z_+} \right) \delta + O(\delta^2) \right), \quad \delta \ll 1. \quad (19)$$

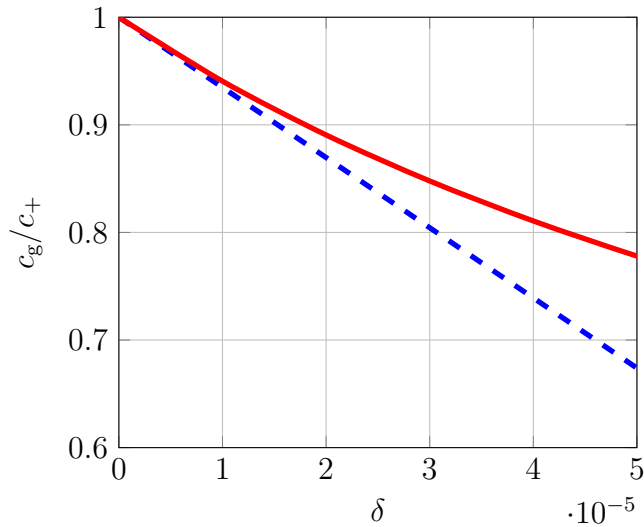


Figure 2: Dependence of the normalized group velocity of a one-dimensional periodic acoustic waveguide consisting of air layers in water as a function of the volume fraction δ of air. The solid red line corresponds to exact velocity (12), while the blue dashed line corresponds to the linear approximation (19).

The coefficient in front of δ in (19) can be huge in magnitude for soft scatterers that results in a dramatic group velocity reduction even for a tiny concentration of the scatterers. Such an example is shown in Figure 2 where an acoustic wave with frequency $\omega = 10 \text{ s}^{-1}$ propagates through a periodic waveguide consisting of layers of the air ($\rho_- = 1.3 \text{ kg/m}^3$, $c_- = 340 \text{ m/s}$) of width δ followed by a layer of water ($\rho_+ = 1000 \text{ kg/m}^3$, $c_+ = 1400 \text{ m/s}$). The solid red line shows the exact value of the group velocity (12) while the blue dashed line corresponds to the linear approximation by (19) for very small concentration of the air. A similar result is valid for two and three-dimensional periodic media [28] as well as for the random waveguide [29].

Highly mismatched impedances

When the characteristic impedances of the two media differ substantially, i.e. $\eta \gg 1$, and in addition $\gamma_{\pm} = \frac{\eta \omega^2}{c_{\pm}^2} \ll 1$, the group velocity away from the points $\delta = 0$ and $\delta = 1$ is approximated by

$$c_g = \sqrt{\frac{c_+ c_-}{2 \delta (1 - \delta) \eta}}. \quad (20)$$

The latter formula agrees with (16) with an accuracy of $O(\eta^{-1} + \gamma_+ + \gamma_-)$. The minimum of (20) is attained at $\delta = \frac{1}{2}$ and does not depend on ω . Using (11) we have

$$\min c_g = 2 \left(\frac{c_+ c_-}{\frac{z_+}{z_-} + \frac{z_-}{z_+}} \right)^{\frac{1}{2}} = 2 c_+ c_- \left(\frac{\varrho_+ \varrho_-}{c_+^2 \varrho_+^2 + c_-^2 \varrho_-^2} \right)^{\frac{1}{2}}. \quad (21)$$

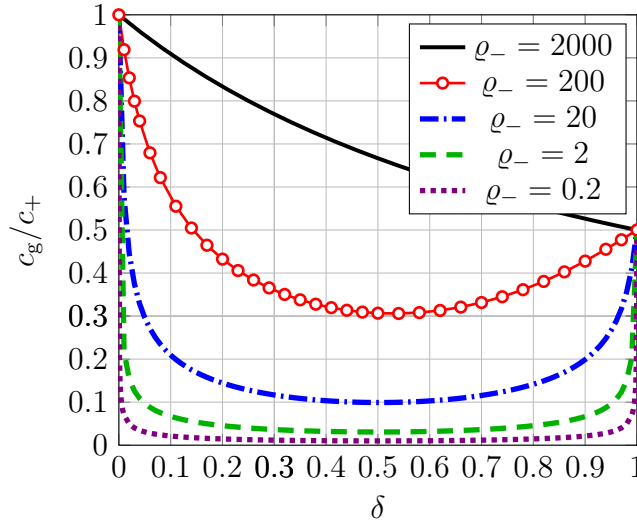


Figure 3: Dependence of the normalized group velocity of a one-dimensional periodic acoustic waveguide on the volume fraction δ of the scattering medium. The top solid black line corresponds to equal impedances of the two media. Every subsequent curve below corresponds to a tenfold decrease of the impedance of the scattering medium. The wave frequency for each curve is chosen in such a way to be in the middle of the first band for $\delta = 0.5$.

Graphs of the group velocities for different ratios of the impedances are shown in Figure 3 where the top black solid curve corresponds to a periodic acoustic medium comprised of the scattering acoustic material with $c_- = 1000$ m/s, $\varrho_- = 2000$ kg/m³ and the volume fraction δ in the host medium with $c_+ = 2000$ m/s and $\varrho_+ = 1000$ kg/m³. The speed of propagation for matched impedances is given by (15). Every subsequent curve below corresponds to a tenfold decrease of the density ϱ_- while other parameters are kept the same. To avoid confusion with band-edge effects, the frequencies of waves propagation were chosen in the center of the first band for $\delta = 0.5$ and are equal 1200, 400, 130, and 40 s⁻¹, respectively. On the other hand, similar graphs for a fixed frequency $\omega = 10$ s⁻¹ are practically indistinguishable.

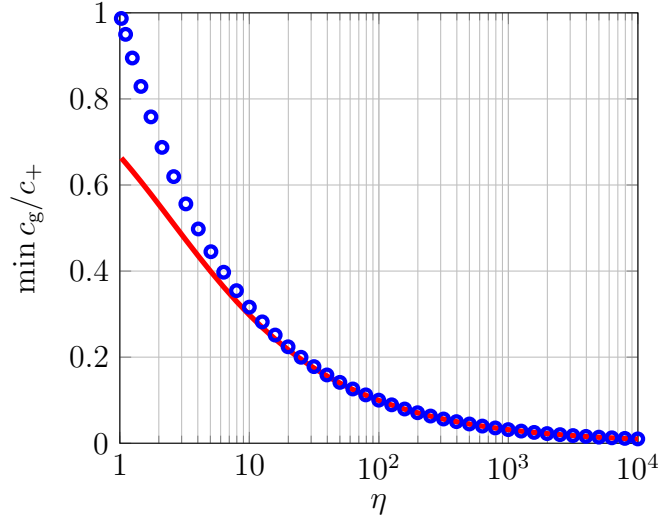


Figure 4: Dependence of the normalized minimum group velocity $\min c_g$ on the impedance contrast η (11) when $\omega = 10\text{s}^{-1}$ and $\delta = 0.5$ in a one-dimensional periodic waveguide. The solid red line corresponds to the exact value c_g given by (12). The blue circles represent the asymptotic formula (21).

We verify formula (21) in Figure 4. The solid red line corresponds to the exact value of the minimal group velocity given by (12) while the blue circles represent the asymptotic formula (21). Below we show that formulas (12) and its approximation (21) are valid for electromagnetic and elastic waves as well.

3 Electromagnetic waves

Propagation of electromagnetic waves through a one-dimensional periodic stacked medium with period ℓ consisting of two types of alternating layers is also described by equations (1)-(2), where

$$k_{\pm} = \frac{\omega}{c} \sqrt{\varepsilon_{\pm} \mu_{\pm}}, \quad (22)$$

c is the speed of light and $\varepsilon_{\pm}, \mu_{\pm}$ are the relative permittivity and permeability of the layers, respectively. For the magnetic component u of the electromagnetic field boundary conditions have the form

$$u^{-} = u^{+}, \quad \frac{1}{\varepsilon_{+}} u_x^{+} = \frac{1}{\varepsilon_{-}} u_x^{-}. \quad (23)$$

Together with the Floquet condition (4) we obtain the characteristic equation (5), where

$$z_{\pm} = \sqrt{\frac{\mu_{\pm}}{\varepsilon_{\pm}}} \quad (24)$$

is the wave impedance of the corresponding medium. From (19) we obtain the group velocity

$$c_g = c_+ \left(1 - \frac{1}{2} \left(\frac{\mu_-}{\mu_+} + \frac{\varepsilon_-}{\varepsilon_+} \right) \delta + O(\delta^2) \right), \quad \delta \ll 1, \quad (25)$$

where $c_+ = \frac{c}{\sqrt{\varepsilon_+ \mu_+}}$. Calculation of the minimum group velocity from (21) yields

$$\min c_g = \frac{c}{\sqrt{\varepsilon_- \mu_+ + \varepsilon_+ \mu_-}}. \quad (26)$$

4 Elastic waves

One-dimensional time-harmonic propagation of elastic waves through a periodic in the x -direction stack of layers is governed by the equations [30]

$$\frac{d^2 u_1}{dx^2} + \frac{\omega^2}{c_p^2} u_1 = 0, \quad (27)$$

$$\frac{d^2 u_\alpha}{dx^2} + \frac{\omega^2}{c_s^2} u_\alpha = 0, \quad \alpha = 2, 3, \quad (28)$$

where the displacement vector $\mathbf{u} = (u_1, u_2, u_3)$ depend only on x and

$$c_p = \sqrt{\frac{\lambda + 2\mu}{\varrho}}, \quad c_s = \sqrt{\frac{\mu}{\varrho}} \quad (29)$$

are velocities of the dilatational and shear waves. In this section μ and λ denote the Lamé parameters and ϱ is the mass density. In addition, the displacement vector \mathbf{u} and the normal component of the stress tensor $\boldsymbol{\sigma}$ must be continuous across the interfaces

$$[[\mathbf{u}]] = \mathbf{0}, \quad [[\boldsymbol{\sigma} \cdot \mathbf{n}]] = \mathbf{0}. \quad (30)$$

The latter condition in terms of the displacement components reads

$$(\lambda_- + 2\mu_-) \frac{du_1^-}{dx} = (\lambda_+ + 2\mu_+) \frac{du_1^+}{dx}, \quad (31)$$

$$\mu_- \frac{du_\alpha^-}{dx} = \mu_+ \frac{du_\alpha^+}{dx}, \quad \alpha = 2, 3. \quad (32)$$

As a result, we obtain the same characteristic equation as in (5) with the impedance $z_p^\pm = \varrho_\pm c_p^\pm$ for dilatational waves and $z_s^\pm = \varrho_\pm c_s^\pm$ for shear waves. Formulas (12), (19)-(21) are valid for the two types of waves.

5 Discussion

The one-dimensional model considered above agrees with the numerical results obtained in two and three-dimensional cases [2, 3, 4, 5, 28]. Unlike a slowing down around inflection points of the dispersion curve in [31], in our case a slowing down happens for a wide frequency range. Since the leading terms of the asymptotics do not depend on the frequency, the slowdown of the group velocity is not related to the resonant phenomenon [2] which occurs only at specific frequencies, but rather to a strong scattering and destructive interference of the waves.

References

- [1] A. A. Ruffa, The Journal of the Acoustical Society of America **91**, 1 (1992).
- [2] M. Kafesaki, R. S. Penciu, and E. N. Economou, Phys. Rev. Lett. **84**, 6050 (2000).
- [3] A. A. Krokhin, J. Arriaga, and L. N. Gumen, Phys. Rev. Lett. **91**, 264302 (2003).
- [4] D. Torrent and J. Sánchez-Dehesa, Phys. Rev. B **74**, 224305 (2006).
- [5] D. Torrent and J. Sánchez-Dehesa, New Journal of Physics **9**, 323 (2007).
- [6] V. Leroy et al., Applied Physics Letters **95** (2009).
- [7] A. Skvortsov, I. MacGillivray, G. S. Sharma, and N. Kessissoglou, Physical Review E **99** (2019).
- [8] A. Y. Belyaev, Soviet Doklady **296**, 828 (1987), (in Russian).
- [9] Z. Ye, Acta Acustics united with Acustica **89**, 435 (2003).
- [10] E. Reyes-Ayona, D. Torrent, and J. Sánchez-Dehesa, The Journal of the Acoustical Society of America **132**, 2896 (2012).
- [11] C. Boutin, Journal of the Acoustical Society of America **134**, 4717 (2013).
- [12] P. A. Chinnery and V. F. Humphrey, The Journal of the Acoustical Society of America **103**, 1296 (1998).
- [13] F. Wu, Z. Liu, and Y. Liu, Phys. Rev. E **66**, 046628 (2002).
- [14] L. G. Bennetts, M. A. Peter, and R. V. Craster, Philosophical Transactions of the Royal Society A: Mathematical, Physical and Engineering Sciences **377**, 20190104 (2019).
- [15] J. K. Hale, *Ordinary Differential Equations*, John Wiley & Sons, Inc., 1980.
- [16] Z. Ye and E. Hoskinson, Applied Physics Letters **77**, 4428 (2000).
- [17] J. O. Vasseur et al., Phys. Rev. Lett. **86**, 3012 (2001).
- [18] A. Khelif, A. Choujaa, S. Benchabane, B. Djafari-Rouhani, and V. Laude, Applied Physics Letters **84**, 4400 (2004).
- [19] R. H. Olsson, III and I. El-Kady, Measurement Science and Technology **20**, 012002 (2009).
- [20] R. Esquivel-Sirvent and G. H. Coccoletzi, The Journal of the Acoustical Society of America **95**, 86 (1994).
- [21] M. M. Sigalas and C. M. Soukoulis, Phys. Rev. B **51**, 2780 (1995).
- [22] M. I. Hussein, G. M. Hulbert, and R. A. Scott, Journal of Sound and Vibration **289**, 779 (2006).

- [23] E. E. Boudouti, B. Djafari-Rouhani, A. Akjouj, and L. Dobrzynski, *Surface Science Reports* **64**, 471 (2009).
- [24] J. M. Bendickson, J. P. Dowling, and M. Scalora, *Phys. Rev. E* **53**, 4107 (1996).
- [25] P. Yeh, *Optical waves in layered media*, Wiley, 2005.
- [26] C. E. Bradley, *The Journal of the Acoustical Society of America* **96**, 1844 (1994).
- [27] S. D. Adams, R. V. Craster, and S. Guenneau, *Proceedings of the Royal Society A: Mathematical, Physical and Engineering Sciences* **464**, 2669 (2008).
- [28] Y. A. Godin and B. Vainberg, Dispersion of waves in two and three-dimensional periodic media, eprint arXiv:1905.12529, 2019.
- [29] Y. A. Godin, *Waves in Random and Complex Media* **16**, 409 (2006).
- [30] L. D. Landau and E. M. Lifshits, *Theory of Elasticity*, volume 7 of *Course of theoretical physics*, Pergamon Press, Oxford, 2d english ed., rev. and enl. edition, 1970.
- [31] A. Figotin and I. Vitebskiy, *Waves in Random and Complex Media* **16**, 293 (2006).