

# Quantum entanglement between an atom and a molecule

Yiheng Lin<sup>1,2,4,5</sup>, David R. Leibbrandt<sup>2,3</sup>, Dietrich Leibfried<sup>2,3</sup>, and Chin-wen Chou<sup>2</sup>

<sup>1</sup>CAS Key Laboratory of Microscale Magnetic Resonance and Department of Modern Physics, University of Science and Technology of China, Hefei 230026, China

<sup>2</sup>Time and Frequency Division, National Institute of Standards and Technology, 325 Broadway, Boulder, CO 80305, USA

<sup>3</sup>Department of Physics, University of Colorado, Boulder, Colorado, USA.

<sup>4</sup>Hefei National Laboratory for Physical Sciences at the Microscale, University of Science and Technology of China, Hefei 230026, China

<sup>5</sup>Synergetic Innovation Center of Quantum Information and Quantum Physics, University of Science and Technology of China, Hefei 230026, China

November 25, 2024

Conventional information processors freely convert information between different physical carriers to process, store, or transmit information. It seems plausible that quantum information will be carried by different physical carriers as well when developing systems for applications such as tests of fundamental physics, quantum-enhanced sensors, and quantum information processing. Quantum-controlled molecules in particular could transduce quantum information across a wide range of quantum-bit (qubit) frequencies, from a few kHz for transitions within the same rotational manifold<sup>1</sup>, a few GHz for hyperfine transitions, up to a few THz for rotational transitions, to hundreds of THz for fundamental and overtone vibrational and electronic transitions, possibly all within the same molecule. Here, we report the first demonstration of entanglement between states of the rotation of a  $^{40}\text{CaH}^+$  molecular ion and internal states of a  $^{40}\text{Ca}^+$  atomic ion<sup>2</sup>. The qubit addressed in the molecule has a frequency of either 13.4 kHz<sup>1</sup> or 855 GHz<sup>3</sup>, highlighting the versatility of molecular qubits. This work demonstrates how molecules can transduce quantum information

between qubits with different frequencies to enable hybrid quantum systems. We anticipate that quantum control and measurement of molecules as demonstrated here will create opportunities for quantum information science, quantum sensors, fundamental and applied physics, and controlled quantum chemistry.

Quantum state control of atoms has enabled high-fidelity entangling gates for large-scale quantum computation<sup>4–6</sup>, quantum simulations<sup>7,8</sup>, and multi-partite entanglement generation<sup>9–12</sup>. By adding vibrational and rotational degrees of freedom, as well as coupling of multiple angular momenta to the internal state structure, molecules offer unique opportunities in quantum information processing<sup>13</sup>, precision measurements<sup>14,15</sup>, and tests of fundamental physics<sup>16</sup> provided that a level of control similar to that for atoms can be realized. In particular, utilizing electric dipole moments for long-range interactions, neutral molecules and molecular ions have been proposed as qubits in their own right<sup>13,17,18</sup>, and as a means of coupling to trapped ions<sup>19</sup> or superconducting systems<sup>20</sup>.

Following ideas inspired by laser cooling, trapping, and quantum state control of atoms, quantum control of molecules has made substantial progress. Cold atoms have been associated to produce cold ensembles and single molecules<sup>21,22</sup>. Sub-Doppler laser cooling of the translational motion<sup>23</sup> and initialization of rotational and vibrational states of molecules have been demonstrated<sup>24–26</sup>, and dipolar interaction between molecules has been explored<sup>27</sup>. Recently, precision molecular spectroscopy has been used to search for physics beyond the standard model<sup>28</sup>, such as a non-zero electron electric dipole moment<sup>14,15</sup> and additional promising molecular species are within reach<sup>29</sup>. For trapped molecular ions, precision spectroscopy of rotational and vibrational energy levels has been demonstrated<sup>30,31</sup> and quantum-logic spectroscopy (QLS)<sup>32</sup> has been introduced as an alternative to techniques pioneered on neutral atoms for state detection<sup>33,34</sup>, preparation, and manipulation of molecular ions<sup>1</sup>.

Here we leverage QLS to entangle different rotational levels of a molecular ion with an atomic ion, extending previous work<sup>1,3</sup> on molecular state preparation, detection, and single qubit control. We trap a single molecular ion alongside a well-controlled atomic ion. The atom is utilized for

laser cooling of the coupled translational harmonic motion of the two ions, for preparation of a pure quantum state of the molecule<sup>1</sup> and to serve as a high-fidelity qubit<sup>2</sup> in our entanglement demonstration. We then apply tailored laser pulse sequences to generate entangled states of the rotation of the molecular ion and the long-lived 411.0 THz (729 nm) electronic qubit of the atomic ion. We achieve an entangled state fidelity of 0.87(3) for a molecular qubit within a rotational manifold with a frequency of  $\approx 13.4$  kHz, while we reach a fidelity of 0.76(3) for a qubit in different rotational manifolds with a much higher frequency of approximately 855 GHz. In both cases, we obtain fidelities far above the threshold for genuine two-partite entanglement of  $1/2$  (ref.<sup>35</sup>).

We believe our demonstration of entanglement involving an individually controlled molecule is a necessary and critical step towards fully realizing the potential applications of molecules in quantum sciences, and provides evidence that atoms can be entangled with various molecular rotational states, with their frequency difference spanning more than seven orders of magnitude. Molecules with permanent electric dipole moments can serve as antennas for coupling to quantum systems of disparate nature at very different frequencies, including cantilevers and microwave photons in a superconducting cavity<sup>20</sup>. If quantum-logic control can be extended to vibrational transitions and their overtones, a molecular ion can serve as a bridge to connect atomic ion qubits to many other systems, for example electromagnetic radiation with frequency up to several hundred THz, which includes low-transmission-loss photonic (flying) qubits in the  $1.5\ \mu\text{m}$  to  $1.6\ \mu\text{m}$  telecom wavelength range. Conversely, an atomic ion can also function as a means to prepare entangled states of several co-trapped molecular ions that can be used for quantum-enhanced metrology and sensing over this wide frequency range.

In our experiments, a  $^{40}\text{Ca}^+$  atomic ion is co-trapped with a  $^{40}\text{CaH}^+$  molecular ion in a linear Paul trap<sup>1</sup> (see Fig. 1). A static external magnetic field  $\mathbf{B}$  with magnitude  $\approx 0.36$  mT provides a quantization axis. The Coulomb repulsion between the ions results in two normal modes of coupled harmonic motion along each of three orthogonal directions, with the two ions moving in phase or out of phase. These modes of coupled motion are cooled by applying lasers that are all near resonant with transitions in the  $^{40}\text{Ca}^+$  ion (see Methods). To transfer and manipulate quantum states of the co-trapped molecular ion in QLS<sup>32</sup>, we utilize the out-of-phase mode  $M$  at  $\approx 5.16$  MHz along

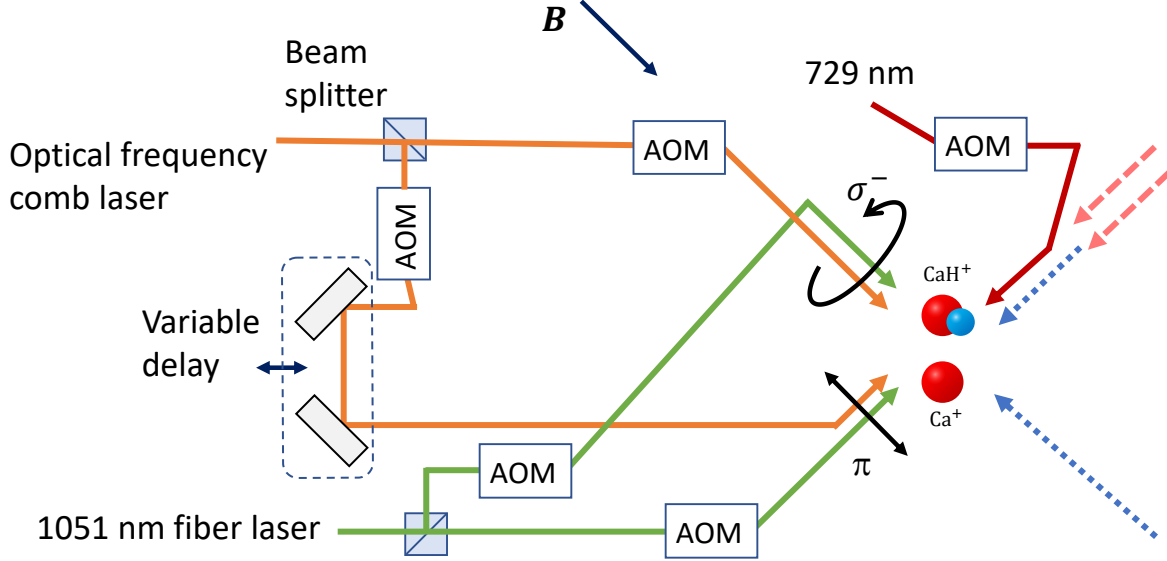


Figure 1: Schematic of the experiment. Acousto-optic modulators (AOMs) are used to control the intensities, frequencies, and relative phases of the light fields on the ions. Transitions between the  $|S\rangle$  and  $|D\rangle$  states of the  $^{40}\text{Ca}^+$  ion are driven by a laser at 729 nm (red solid line). Other laser beams on the right with dashed arrows are used for cooling, manipulation, and detection of the  $^{40}\text{Ca}^+$  ion (see Methods). The molecule is manipulated by driving two-photon stimulated Raman transitions with two beams generated from a continuous wave 1051 nm fiber laser (green lines), and two beams generated from an optical frequency comb laser centered at  $\approx 850$  nm (orange lines). The pairs of beams are offset in frequency by two AOMs and adjusted to circular ( $\sigma^-$ ) and linear ( $\pi$ ) polarization, respectively. The  $\sigma^-$  beams are along the direction of the magnetic field ( $B$ ), which is  $\approx 45$  degrees from the line connecting the equilibrium locations of the ions. The variable delay is adjusted to ensure that the  $\approx 40$  fs pulses of the two beams from the frequency comb overlap temporally on the molecule.

the direction linking the equilibrium positions of the ions. The quantized state with  $n$  phonons (motional quanta) of this mode is denoted by  $|n\rangle_M$ . For ground state cooling of the coupled motional modes and preparation of entangled states, in the  $^{40}\text{Ca}^+$  atom we use the ground electronic state  $|S\rangle \equiv |S_{1/2}, m_j = -1/2\rangle$  and a meta-stable excited state  $|D\rangle \equiv |D_{5/2}, m_j = -5/2\rangle$  with a lifetime of approximately 1 s (see Fig. 2a), where  $m_j$  is the quantum number for the component of the electronic angular momentum along  $\mathbf{B}$ . These atomic qubit states are coupled by driving an electric quadrupole transition with a laser near 729 nm (see Fig. 1) and can be distinguished by state-dependent fluorescence detection (see Methods).

The molecular eigenstates in the presence of  $\mathbf{B}$  are denoted as  $|J, m, \xi\rangle$ , where the non-negative integer  $J$  is the primary rotational angular momentum quantum number,  $m = m_J + m_I$  is the sum of the components of the rotational angular momentum ( $-J \leq m_J \leq J$ ) and the proton spin ( $m_I = \pm 1/2$ ) along  $\mathbf{B}$  and  $\xi = \{+, -\}$  distinguishes the two non-degenerate eigenstates with the same  $m$ , except for the stretch states with  $m = \pm(J + 1/2)$  where  $\xi$  indicates the sign of  $m$  (ref.<sup>1</sup>). States within a rotational manifold with the same  $J$  are manipulated by driving stimulated Raman transitions with light fields from a fiber laser at 1051 nm (ref.<sup>1</sup>) as schematically shown in Fig. 1. In particular, we can tune the frequency difference between these light fields to address and initialize a low-frequency molecular qubit composed of two states within the  $J = 2$  manifold,  $|2, -3/2, -\rangle \equiv |-3/2\rangle$  and  $|2, -5/2, -\rangle \equiv |-5/2\rangle$ , with transition frequency  $\approx 13.4$  kHz (see Fig. 2b).

We start the entanglement sequence by preparing the  $^{40}\text{CaH}^+$  ion in the  $|-3/2\rangle$  state in a probabilistic but heralded fashion<sup>1,3</sup> (also see Methods). Subsequently, we apply ground state cooling and optical pumping on the  $^{40}\text{Ca}^+$  ion, ideally leaving the system in the state

$$|\Psi_0\rangle = |S\rangle |-3/2\rangle |0\rangle_M. \quad (1)$$

The target entangled state of the low-frequency molecular qubit with the atom has the form

$$|\psi_L\rangle = \frac{1}{\sqrt{2}}(|S\rangle |-3/2\rangle + |D\rangle |-5/2\rangle). \quad (2)$$

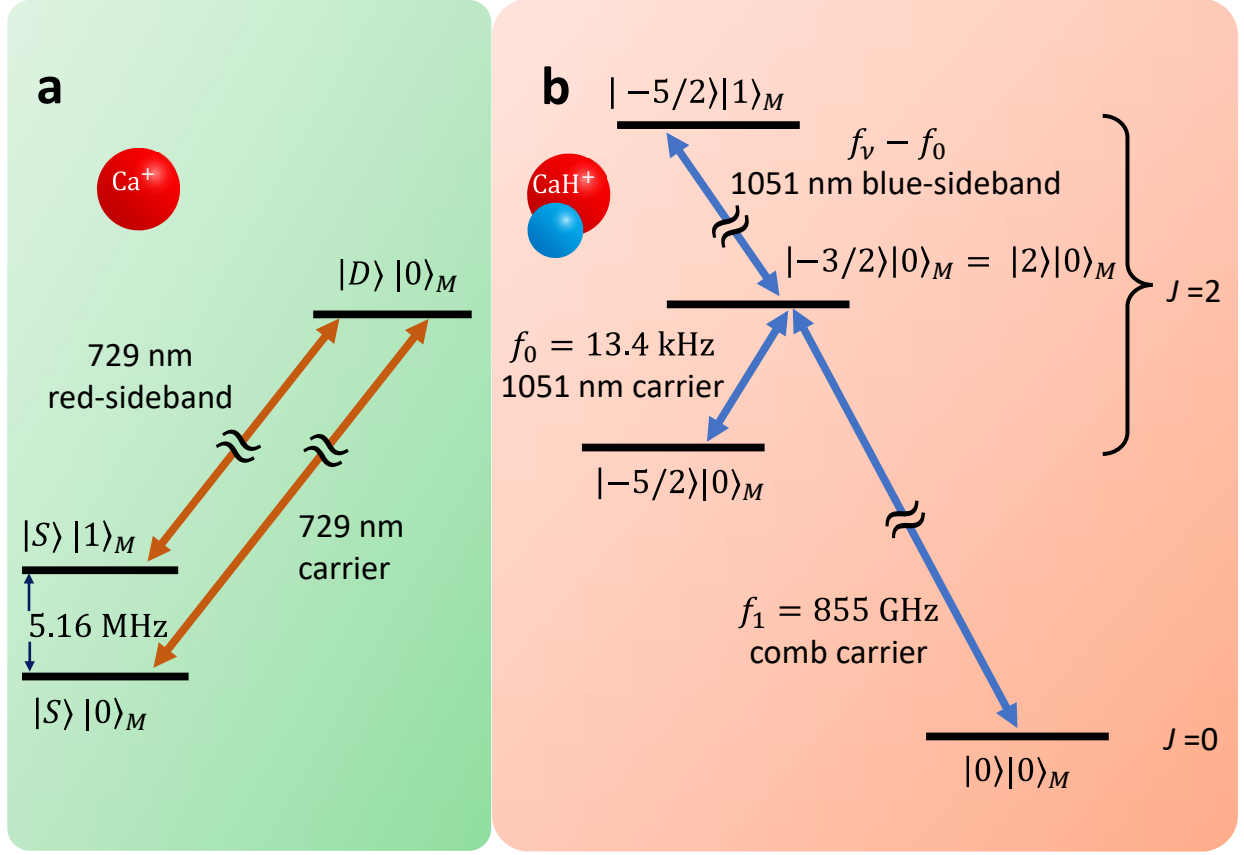


Figure 2: Energy levels and selected laser-driven transitions for the  $^{40}\text{Ca}^+$  atomic ion (**a**) and the  $^{40}\text{CaH}^+$  molecular ion (**b**). Here “carrier” denotes transitions between ion states not changing the state  $|n\rangle_M$  of the out-of-phase motional mode  $M$ , while “sideband” transitions add or subtract one motional quantum for this mode along with changing the ion state. As described in more detail in the main text,  $|S\rangle$  and  $|D\rangle$  are electronic states of the atom, and  $| -5/2\rangle$ ,  $| -3/2\rangle = |2\rangle$ , and  $|0\rangle$  denote rotational states of the molecule.

This state consists of a superposition where the lower energy state of the atom and higher energy state of the molecule are paired and vice versa. The entangled state  $|\psi_L\rangle$  therefore has odd parity. Starting with  $|\Psi_0\rangle$ , we drive a  $\pi/2$ -pulse on the molecular Raman sideband transition  $|-3/2\rangle|0\rangle_M \leftrightarrow |-5/2\rangle|1\rangle_M$  (see Methods) to ideally prepare

$$|\Psi_I\rangle = \frac{1}{\sqrt{2}} |S\rangle (|-3/2\rangle|0\rangle_M + |-5/2\rangle|1\rangle_M). \quad (3)$$

The intermediate state  $|\Psi_I\rangle$  is an entangled state between the molecular qubit and the mode of motion  $M$ . We transfer this entanglement from the motion to the  $^{40}\text{Ca}^+$  atom by driving a  $\pi$ -pulse on its  $|S\rangle|1\rangle_M \leftrightarrow |D\rangle|0\rangle_M$  sideband transition. This pulse of the 729 nm laser does not affect the  $|S\rangle|-3/2\rangle|0\rangle_M$  component of  $|\Psi_I\rangle$ , while the  $|S\rangle|-5/2\rangle|1\rangle_M$  component ideally ends in the state  $|D\rangle|-5/2\rangle|0\rangle_M$ . In this way, the motion factors out to produce the desired entangled state  $|\psi_L\rangle$  of the atom and the molecule. We start the pulse sequence on the molecule to reduce effects of the relatively short ( $\approx 1$  ms) coherence time of the  $^{40}\text{Ca}^+$  qubit, which is limited by magnetic field fluctuations in our setup.

We characterize the entangled state with measurements of the state populations  $P_\zeta$  (the probability of finding the atom and the molecule in the state  $|\zeta\rangle$ ) within the four-state subspace  $\{|S\rangle|-5/2\rangle, |D\rangle|-3/2\rangle, |S\rangle|-3/2\rangle, |D\rangle|-5/2\rangle\}$  of the atom and the molecule, and by characterizing the coherence between the states<sup>36</sup>. We determine  $P_\zeta$  by applying state-dependent fluorescence detection on the atomic states, and subsequently detecting the molecular states by transferring them to the atom via the motional mode  $M$  with quantum logic, all in the same experiment trial (see Methods). Repeating the sequence of entanglement generation and atomic-molecular state detections accumulates statistics for  $P_\zeta$ . The coherence of the state produced in the experiment can be characterized by applying an additional “analysis”  $\pi/2$ -pulse to the atomic qubit and a  $\pi/2$ -pulse to the molecular qubit after the entangled state is created, with a variable phase  $\phi_a$  and  $-\phi_a$ , respectively, relative to the pulses used during state creation<sup>36</sup>. This leads to interference between the superposition parts of the entangled state, which is reflected in the populations  $P_\zeta(\phi_a)$

observed after the  $\pi/2$ -pulses. In particular, the parity

$$\Pi_L(\phi_a) = P_{S,-5/2}(\phi_a) + P_{D,-3/2}(\phi_a) - [P_{S,-3/2}(\phi_a) + P_{D,-5/2}(\phi_a)], \quad (4)$$

oscillates as  $C \cos(2\phi_a + \phi_0)$ , where  $\phi_0$  is an offset in phase, and  $C \geq 0$  is the observed contrast. The fidelity between the entangled state produced in the experiment and  $|\psi_L\rangle$  is then  $F_L = \frac{1}{2}(P_{S,-3/2} + P_{D,-5/2} + C)$  (ref.<sup>36</sup>).

Figure 3a shows the observed parity signal (blue circles) plotted versus the analysis phase  $\phi_a$ , with on average  $\approx 99$  realizations of the entangled state at each phase (see Methods). The solid red line is a cosine fit of  $C \cos(2\phi_a + \phi_0)$  to the observed parity fringe, with contrast  $C = 0.78(4)$ . Along with the populations  $P_{S,-3/2} = 0.50(4)$  and  $P_{D,-5/2} = 0.45(4)$  directly obtained from 202 experimental realizations for state  $|\psi_L\rangle$  (without applying the analysis pulses), this yields a fidelity  $F_L = 0.87(3) > 0.5$  indicating bipartite entanglement<sup>35</sup>. This is a lower bound for the actual fidelity of the prepared state, because it also includes the infidelity introduced by imperfect readout. Additional known reductions in entangled state fidelity arise from imperfections in ground state cooling, non-ideal initial molecular state preparation into  $|-3/2\rangle$ , residual nonlinear coupling between different normal modes of motion, and off-resonant coupling to nearby transitions in the molecule.

To demonstrate the versatility of molecules, we also entangle the atom with a high-frequency molecular qubit, composed of  $|2\rangle \equiv |2, -3/2, -\rangle = |-3/2\rangle$  (a state shared with the low-frequency qubit) and  $|0\rangle \equiv |0, -1/2, -\rangle$ , with a transition frequency of  $\approx 855$  GHz (see Fig. 2b and Methods). The target atom-molecule entangled state in this case has the form

$$|\psi_H\rangle = \frac{1}{\sqrt{2}}(|D\rangle |2\rangle + |S\rangle |0\rangle). \quad (5)$$

The lower energy states and the higher energy states of the two ions are paired, making  $|\psi_H\rangle$  an even-parity state. We manipulate the high-frequency molecular qubit using stimulated Raman transitions induced by an optical frequency comb, as theoretically described in ref.<sup>37</sup> and ref.<sup>38</sup>



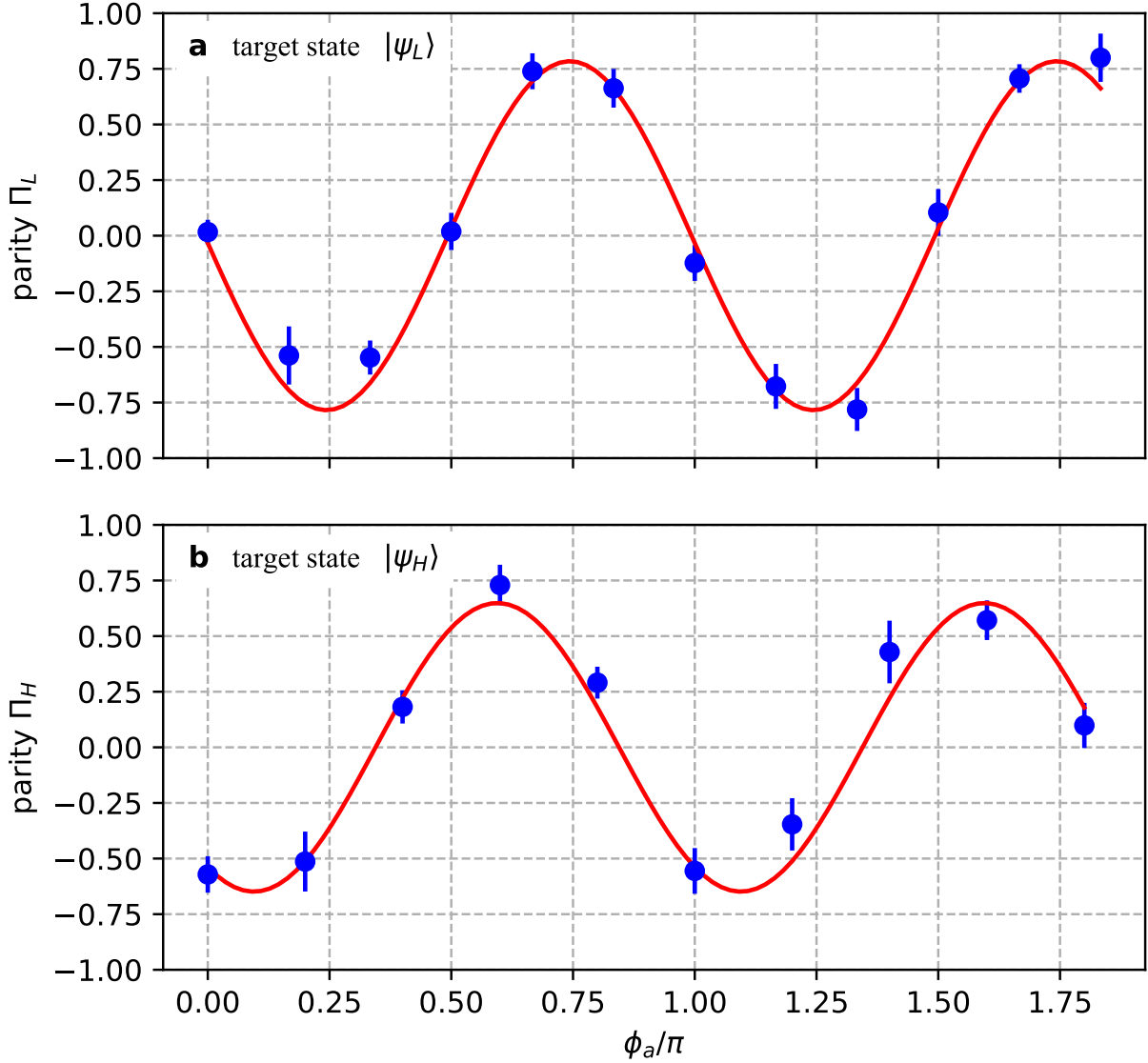


Figure 3: Parity measurements of the entangled states. **a**, Parity fringe (see Eq. (4)) deduced from populations after applying  $\pi/2$ -pulses to the experimentally prepared entangled state  $|\psi_L\rangle$  of the atom and the low-frequency molecular qubit with frequency  $\approx 13.4$  kHz. The phase  $\phi_a$  is scanned with equal and opposite steps on the atomic and the molecular ions respectively. We observe a sinusoidal parity fringe contrast of  $C = 0.78(4)$  from a least-squares fit to the data, weighted by their statistical standard deviation of the mean. **b**, Parity fringe (see Eq. (6)), deduced from populations after applying  $\pi/2$ -pulses to the experimentally realized entangled state  $|\psi_H\rangle$  of the atom and the high-frequency molecular qubit with frequency  $\approx 855$  GHz. Here  $\phi_a$  is scanned with equal steps on the two ions. We observe a parity fringe contrast of  $C = 0.65(5)$ . The offsets of the initial phase  $\phi_0$  in both figures are caused by residual Stark shifts induced by the 729 nm beam, and by the 1051 nm beams for **a** and by the comb beams for **b**. Error bars denote one standard deviation from the mean.

and experimentally demonstrated in ref.<sup>3</sup>. The two beams originate from the same source, with frequency of each beam shifted by an AOM to match the frequency differences of pairs of comb teeth with transition frequencies of the molecule to collectively drive the corresponding Raman transition (see Fig. 1 and Methods). After initial preparation of the system in ideally the intermediate state  $|\Psi_I\rangle$ , we map  $|-3/2\rangle|0\rangle_M = |2\rangle|0\rangle_M$  to  $|0\rangle|0\rangle_M$  with a carrier  $\pi$ -pulse of the comb laser, followed by a carrier  $\pi$ -pulse from the 1051 nm laser that maps  $|-5/2\rangle|1\rangle_M$  to  $|2\rangle|1\rangle_M$ . A subsequent  $|S\rangle|1\rangle_M \leftrightarrow |D\rangle|0\rangle_M$  sideband  $\pi$ -pulse on the atom ideally prepares  $|\psi_H\rangle$ .

To quantify the fidelity  $F_H$  between  $|\psi_H\rangle$  and the experimentally realized entangled state with the high-frequency molecular qubit, the population measurements are accomplished in a similar way as for the entangled state involving the low-frequency molecular qubit. To find the contrast of the parity fringe we need to apply a  $\pi/2$ -pulse with the frequency comb to address the high-frequency molecular qubit (see Methods). By scanning the analysis phase  $\phi_a$  for the comb  $\pi/2$ -pulse and that of the 729 nm  $\pi/2$ -pulse on the atom in equal steps with the same sign, we obtain the signal shown in Fig. 3b with

$$\Pi_H(\phi_a) = P_{S,0}(\phi_a) + P_{D,2}(\phi_a) - [P_{S,2}(\phi_a) + P_{D,0}(\phi_a)]. \quad (6)$$

The different signs with which the phases of the analysis  $\pi/2$  pulses are scanned arise from the opposite parity for the entangled components in the states  $|\psi_L\rangle$  and  $|\psi_H\rangle$  (see Eq. (2) and (5)), which highlights the nature of mixed-species entanglement and versatile selections in molecular qubit states. A fit to the parity signal (fitted contrast of 0.65(5), with on average  $\approx 79$  realizations of  $|\psi_H\rangle$  per phase angle  $\phi_a$ ) together with population measurements ( $P_{S,0} = 0.47(2)$  and  $P_{D,2} = 0.40(2)$ , averaged over 491 realizations of  $|\psi_H\rangle$ ) yield  $F_H=0.76(3)$ . We attribute the decrease in fidelity with respect to that of  $|\psi_L\rangle$  mainly to the finite coherence of the frequency comb and the larger number of imperfect operations in the pulse sequence for producing  $|\psi_H\rangle$ .

Ways to improve the entanglement fidelity include better ground state cooling and reducing the non-linear cross-coupling between motional modes<sup>39,40</sup>. The coherence of the frequency comb could be improved by several orders of magnitude with better control of the repetition rate<sup>41</sup>. A cryogenic ion trap would suppress blackbody radiation and accordingly increase the lifetime and

coherence time of molecular rotational states. At the same time the vacuum would be much improved, reducing the rate of collisions of the ions with background gas that can lead to perturbation of the states and ions trading places.

In summary, we use elements of quantum-logic spectroscopy and coherent manipulation of the resulting pure quantum states to create and verify entangled states between long-lived electronic states of a  $^{40}\text{Ca}^+$  atom and rotational states of a  $^{40}\text{CaH}^+$  molecular ion, trapped together in the same potential well. We demonstrate entanglement between an atomic qubit of frequency 411.0 THz (729 nm) and molecular rotational qubits, connected by transitions of frequencies at either 13.4 kHz or 855 GHz, demonstrating the suitability of molecules for quantum state transduction between qubits of very different frequencies. We observe fidelities of the entangled states of 0.87(3) and 0.76(3), respectively. Our experimental approach is suitable for a wide range of molecular ions, offering a broad selection of qubit frequencies and properties. In particular, stimulated Raman transitions can also be driven in symmetric diatomic molecules that could provide qubit coherence times longer than a few minutes. This work shows that entanglement involving quantum states of a molecule is fundamentally feasible and offers versatility that may be useful for a range of applications.

We thank Jiangfeng Du, John J. Bollinger, and Alejandra L. Collopy for carefully reading and providing feedback on this manuscript. All authors contributed to planning, performing the experiments and preparation of the manuscript. This work was supported by the U. S. Army Research Office. Y. L. acknowledges support from the National Key R&D Program of China (Grant No. 2018YFA0306600), the National Natural Science Foundation of China (Grant No. 11974330), Anhui Initiative in Quantum Information Technologies (Grant No. AHY050000) and the Recruitment Program of Global Experts.

# 1 Methods

## 1.1 Atomic state manipulation and detection

We apply laser cooling to  $^{40}\text{Ca}^+$  only, using lasers near resonant with atomic transitions to sympathetically cool all motional modes of the two-ion crystal. We perform Doppler cooling of  $^{40}\text{Ca}^+$  with laser light at 397 nm driving the transition between  $S_{1/2}$  and  $P_{1/2}$  states, while using lasers at 866 nm and 854 nm to repump from the metastable  $D_{3/2}$  and  $D_{5/2}$  states, respectively. See Fig. 1 for a schematic layout of the beam lines, with blue, short-dashed arrows depicting 397 nm beams and pink, long-dashed arrows depicting 854 nm and 866 nm beams. After Doppler cooling, which cools all motional modes, we prepare the axial modes (modes parallel to the direction connecting the equilibrium positions of the two ions) near their ground state by electromagnetically-induced-transparency (EIT) cooling<sup>42</sup> and sideband cooling. To drive sideband transitions on the out-of-phase axial mode  $M$ , we apply a 729 nm pulse with a duration of 45  $\mu\text{s}$ , well within the qubit coherence time of the atom, during both cooling and creating entangled states. We also apply sideband cooling on the out-of-phase radial modes<sup>43</sup>, along two directions perpendicular to the axial mode and to each other. The out-of-phase radial modes have to be cooled close to the ground state to minimize frequency shifts and motional decoherence in the axial out-of-phase mode caused by nonlinear coupling between the radial and axial modes<sup>39,40</sup>.

During fluorescence detection, we apply a near-resonant 397 nm laser to the  $^{40}\text{Ca}^+$  atom driving the transitions between levels in the  $S_{1/2}$  and  $P_{1/2}$  manifolds together with a 866 nm laser for repumping from the  $D_{3/2}$  states. The photons scattered by the atom are directed to a photomultiplier tube (PMT) in the setup. On average, over an 85  $\mu\text{s}$  detection window, the PMT registers approximately 20 counts for the  $|S\rangle$  state and  $< 0.5$  counts for the  $|D\rangle$  state.

## 1.2 Molecular state preparation and detection; Raman transitions and parity measurement of $|\psi_H\rangle$

To prepare the molecule in  $|-3/2\rangle$ , we start with the  $|D\rangle$  state for the atom, cool the motional mode  $M$  close to  $|0\rangle_M$  and excite it to ideally  $|1\rangle_M$  with a  $\pi$ -pulse on the atomic sideband implementing  $|D\rangle|0\rangle_M \rightarrow |S\rangle|1\rangle_M$ . A  $\pi$ -pulse on the molecular sideband that realizes  $|-5/2\rangle|1\rangle_M \rightarrow |-3/2\rangle|0\rangle_M$

and does not affect  $|S\rangle|0\rangle_M$  is then attempted followed by a  $\pi$ -pulse on the atomic sideband  $|S\rangle|1\rangle_M \rightarrow |D\rangle|0\rangle_M$ . Subsequent atomic state detection would project the molecular state to  $|-3/2\rangle$  if the detection outcome is  $|S\rangle$ . This sequence can be repeated while alternating with a sequence preparing  $|-5/2\rangle$  until the confidence level for the molecular state being  $|-3/2\rangle$  reaches above a preset threshold.

Detecting whether the molecule is in the  $|-3/2\rangle$  state is achieved by preparing the atom and the motional mode  $M$  in  $|D\rangle|0\rangle_M$ , applying a  $\pi$ -pulse on the molecular sideband  $|-3/2\rangle|0\rangle_M \rightarrow |-5/2\rangle|1\rangle_M$ , then a  $\pi$ -pulse on the atomic sideband  $|D\rangle|1\rangle_M \rightarrow |S\rangle|0\rangle_M$  (which leaves  $|D\rangle|0\rangle_M$  unchanged) followed by an atomic state detection. A detection outcome  $|S\rangle$  indicates that the molecule was in the  $|-3/2\rangle$  state. The detection outcome  $|D\rangle$  is attributed to the molecule being in the other molecular qubit state.

To drive Raman sideband transitions and implement  $|\Psi_0\rangle \rightarrow |\Psi_I\rangle$ , we apply a 1051 nm laser pulse with smooth 300- $\mu$ s rising and falling edges and a plateau of 162.5  $\mu$ s duration, to avoid sharp pulse edges with increased frequency components driving other molecular transitions off-resonantly.

The spectrum of the optical frequency comb has a full width at half maximum of approximately 20 nm around a center wavelength  $\approx 850$  nm and a repetition rate of  $f_{\text{rep}} \approx 80$  MHz. For stimulated Raman transitions driven with optical frequency comb beams, we split the comb laser output into two different beams, and control their frequency and phase differences using AOMs (Fig. 1), with the same drive frequency  $f_{\text{AOM}}$  but with opposite diffraction orders. The AOMs allow us to scan the frequency difference  $2f_{\text{AOM}}$  for the beams over a range that exceeds the repetition rate. The comb is far-off resonance from any electronic transition in the molecule, but stimulated Raman transitions at frequency  $f_{\text{Raman}}$  can be driven simultaneously by all pairs of comb teeth (one comb tooth from each beam for every pair) with matching frequency difference  $f_{\text{Raman}} = |Nf_{\text{rep}} - 2f_{\text{AOM}}|$ , where  $N$  is an integer number of order 10000 (see below) and the sign depends on whether a photon is absorbed from the beam with  $\sigma^-$  or  $\pi$  polarization<sup>3</sup>.

In the parity analysis for  $|\psi_H\rangle$  we need to apply a  $\pi/2$ -pulse with the frequency comb, which has

frequency components close to the  $D_{5/2} \leftrightarrow P_{3/2}$  transition in  $^{40}\text{Ca}^+$ . To avoid affecting the state of the atom with this pulse, we apply sideband  $\pi$ -pulses on the atom mapping  $|D, n=0\rangle \rightarrow |S, n=1\rangle$  to hide the atomic population in  $|S\rangle$  before the comb pulse and  $|S, n=1\rangle \rightarrow |D, n=0\rangle$  afterwards for the population measurements.

### 1.3 Statistics for entangled states analyses

To determine the fidelity for the realization of  $|\psi_L\rangle$ , we perform parity measurements with  $\phi_a = \frac{\pi}{6} \times \{0, 1, 2, \dots, 11\}$  and number of trials  $\{246, 39, 115, 106, 92, 83, 114, 62, 64, 67, 150, 50\}$ , respectively. To determine the fidelity of the experimentally prepared  $|\psi_H\rangle$ , we perform parity measurements with  $\phi_a = \frac{\pi}{5} \times \{0, 1, 2, \dots, 9\}$  and number of trials  $\{98, 37, 132, 74, 141, 63, 52, 35, 84, 71\}$ , respectively. The variation in the number of trials is the result of repeating the experiment sequence with the same parameters including  $\phi_a$  after we confirm the molecular state is heralded in the initial state of  $|-3/2\rangle$ . After each repetition, we check whether the molecule remains in the desired manifold of  $\{|-3/2\rangle, |-5/2\rangle\}$ , where we design the verification measurement so that a positive result brings the molecule back to the  $|-3/2\rangle$  state. If the molecule has left the  $\{|-3/2\rangle, |-5/2\rangle\}$  manifold we randomly draw a new value of  $\phi_a$  from the list for the next time the molecular state is heralded in  $|-3/2\rangle$ .

### 1.4 Determination of the $^{40}\text{CaH}^+$ $|2\rangle \equiv |2, -3/2, -\rangle \leftrightarrow |0\rangle \equiv |0, -1/2, -\rangle$ transition frequency

The transition frequency between the high-frequency qubit states  $|2, -3/2, -\rangle$  and  $|0, -1/2, -\rangle$  explored in this work is determined in a spectroscopy sequence in which the molecule is prepared in the state  $|2, -3/2, -\rangle$ , followed by a comb Raman pulse that transfers the population to  $|0, -1/2, -\rangle$  when  $|Nf_{\text{rep}} - 2f_{\text{AOM}}|$  is near resonance with the transition (see also ref.<sup>3</sup>). The molecular population in  $|2, -3/2, -\rangle$  is checked after the comb Raman pulse. Absence from the state is attributed to populating the  $|0, -1/2, -\rangle$  state, because we cannot directly detect this state as in ref.<sup>3</sup>. We trace out the transition lineshape, i.e. the transition probability as a function of  $f_{\text{AOM}}$ , by repeating the sequence to build up statistics while varying  $f_{\text{AOM}}$ . To determine the absolute transition frequency one needs to find the integer  $N$ . This is accomplished by measuring the change in frequency  $\Delta f_{\text{AOM}}$

that needs to be applied to  $f_{\text{AOM}}$  in order to drive the same transition when  $f_{\text{rep}}$  is changed by  $\Delta f_{\text{rep}}$ . Specifically, to maintain  $Nf_{\text{rep}} - 2f_{\text{AOM}} = N(f_{\text{rep}} + \Delta f_{\text{rep}}) - 2(f_{\text{AOM}} + \Delta f_{\text{AOM}})$ , we arrive at  $N = \frac{2\Delta f_{\text{AOM}}}{\Delta f_{\text{rep}}}$ . The integer  $N$  is determined in this way to be 10825 for  $f_{\text{AOM}} \approx 165.0$  MHz and  $f_{\text{rep}} \approx 79.0$  MHz, and  $f_{\text{Raman}} \approx 854.801\,477\,587$  GHz. Combined with the experimentally determined rotational constant ( $\approx 142.5$  GHz, ref.<sup>3</sup>), this confirms that the observed transition is between the  $J = 0$  and  $J = 2$  rotational manifolds.

## References

- [1] Chou, C.-w. *et al.* Preparation and coherent manipulation of pure quantum states of a single molecular ion. *Nature* **545**, 203 (2017). URL <https://www.nature.com/articles/nature22338>.
- [2] Bermudez, A. *et al.* Assessing the Progress of Trapped-Ion Processors Towards Fault-Tolerant Quantum Computation. *Physical Review X* **7**, 041061 (2017). URL <https://link.aps.org/doi/10.1103/PhysRevX.7.041061>.
- [3] Chou, C.-w. *et al.* Precision frequency-comb terahertz spectroscopy on pure quantum states of a single molecular ion. *arxiv:1911.12808*, (2019). URL <https://arxiv.org/abs/1911.12808>.
- [4] Ballance, C. J., Harty, T. P., Linke, N. M., Sepiol, M. A. & Lucas, D. M. High-Fidelity Quantum Logic Gates Using Trapped-Ion Hyperfine Qubits. *Physical Review Letters* **117**, 060504 (2016). URL <https://link.aps.org/doi/10.1103/PhysRevLett.117.060504>.
- [5] Gaebler, J. P. *et al.* High-Fidelity Universal Gate Set for  $^9\text{Be}^+$  Ion Qubits. *Physical Review Letters* **117**, 060505 (2016). URL <https://link.aps.org/doi/10.1103/PhysRevLett.117.060505>.
- [6] Levine, H. *et al.* High-Fidelity Control and Entanglement of Rydberg-Atom Qubits. *Physical Review Letters* **121**, 123603 (2018). URL <https://link.aps.org/doi/10.1103/PhysRevLett.121.123603>.
- [7] Bernien, H. *et al.* Probing many-body dynamics on a 51-atom quantum simulator. *Nature* **551**, 579–584 (2017). URL <https://www.nature.com/articles/nature24622>.

- [8] Zhang, J. *et al.* Observation of a many-body dynamical phase transition with a 53-qubit quantum simulator. *Nature* **551**, 601–604 (2017). URL <http://www.nature.com/articles/nature24654>.
- [9] McConnell, R., Zhang, H., Hu, J., Čuk, S. & Vuletić, V. Entanglement with negative Wigner function of almost 3,000 atoms heralded by one photon. *Nature* **519**, 439–442 (2015). URL <https://www.nature.com/articles/nature14293>.
- [10] Bohnet, J. G. *et al.* Quantum spin dynamics and entanglement generation with hundreds of trapped ions. *Science* **352**, 1297–1301 (2016). URL <http://science.sciencemag.org/content/352/6291/1297>.
- [11] Luo, X.-Y. *et al.* Deterministic entanglement generation from driving through quantum phase transitions. *Science* **355**, 620–623 (2017). URL <http://science.sciencemag.org/content/355/6325/620>.
- [12] Omran, A. *et al.* Generation and manipulation of Schrödinger cat states in Rydberg atom arrays. *Science* **365**, 570–574 (2019). URL <https://science.sciencemag.org/content/365/6453/570>.
- [13] DeMille, D. Quantum Computation with Trapped Polar Molecules. *Physical Review Letters* **88**, 067901 (2002). URL <https://link.aps.org/doi/10.1103/PhysRevLett.88.067901>.
- [14] Cairncross, W. B. *et al.* Precision Measurement of the Electron’s Electric Dipole Moment Using Trapped Molecular Ions. *Physical Review Letters* **119**, 153001 (2017). URL <https://link.aps.org/doi/10.1103/PhysRevLett.119.153001>.
- [15] ACME Collaboration. Improved limit on the electric dipole moment of the electron. *Nature* **562**, 355 (2018). URL <https://www.nature.com/articles/s41586-018-0599-8>.
- [16] Safronova, M. S. *et al.* Search for new physics with atoms and molecules. *Reviews of Modern Physics* **90**, 025008 (2018). URL <https://link.aps.org/doi/10.1103/RevModPhys.90.025008>.



- [17] Hudson, E. R. & Campbell, W. C. Dipolar quantum logic for freely rotating trapped molecular ions. *Physical Review A* **98**, 040302(R) (2018). URL <https://link.aps.org/doi/10.1103/PhysRevA.98.040302>.
- [18] Ni, K.-K., Rosenband, T. & Grimes, D. D. Dipolar exchange quantum logic gate with polar molecules. *Chemical Science* **9**, 6830–6838 (2018). URL <https://pubs.rsc.org/en/content/articlelanding/2018/sc/c8sc02355g>.
- [19] Campbell, W. C. & Hudson, E. R. Dipole-phonon quantum logic with trapped polar molecular ions. *arXiv:1909.02668 [physics, physics:quant-ph]* (2019). URL <http://arxiv.org/abs/1909.02668>. ArXiv: 1909.02668.
- [20] Schuster, D. I., Bishop, L. S., Chuang, I. L., DeMille, D. & Schoelkopf, R. J. Cavity QED in a molecular ion trap. *Physical Review A* **83**, 012311 (2011). URL <https://link.aps.org/doi/10.1103/PhysRevA.83.012311>.
- [21] Moses, S. A., Covey, J. P., Miecnikowski, M. T., Jin, D. S. & Ye, J. New frontiers for quantum gases of polar molecules. *Nature Physics* **13**, 13–20 (2017). URL <https://www.nature.com/articles/nphys3985>.
- [22] Liu, L. R. *et al.* Building one molecule from a reservoir of two atoms. *Science* **360**, 900–903 (2018). URL <https://science.sciencemag.org/content/360/6391/900>.
- [23] Truppe, S. *et al.* Molecules cooled below the Doppler limit. *Nature Physics* **13**, 1173–1176 (2017). URL <http://www.nature.com/doifinder/10.1038/nphys4241>.
- [24] Ospelkaus, S. *et al.* Controlling the Hyperfine State of Rovibronic Ground-State Polar Molecules. *Physical Review Letters* **104**, 030402 (2010). URL <https://link.aps.org/doi/10.1103/PhysRevLett.104.030402>.
- [25] Reinaudi, G., Osborn, C. B., McDonald, M., Kotochigova, S. & Zelevinsky, T. Optical Production of Stable Ultracold  $^{88}\text{Sr}_2$  Molecules. *Physical Review Letters* **109**, 115303 (2012). URL <https://link.aps.org/doi/10.1103/PhysRevLett.109.115303>.

- [26] Park, J. W., Will, S. A. & Zwierlein, M. W. Ultracold Dipolar Gas of Fermionic  $^{23}\text{Na}^{40}\text{K}$  Molecules in Their Absolute Ground State. *Physical Review Letters* **114**, 205302 (2015). URL <https://link.aps.org/doi/10.1103/PhysRevLett.114.205302>.
- [27] Yan, B. *et al.*, Observation of dipolar spin-exchange interactions with lattice-confined polar molecules. *Nature* **501**, 521–525 (2013). URL <https://www.nature.com/articles/nature12483>.
- [28] Altıntaş, E., Ammon, J., Cahn, S. B. & DeMille, D., Demonstration of a Sensitive Method to Measure Nuclear-Spin-Dependent Parity Violation. *Physical Review Letters* **120**, 142501 (2018). URL <https://journals.aps.org/prl/abstract/10.1103/PhysRevLett.120.142501>.
- [29] Kozyryev, I. & Hutzler, N. R. Precision Measurement of Time-Reversal Symmetry Violation with Laser-Cooled Polyatomic Molecules. *Physical Review Letters* **119**, 133002 (2017). URL <https://journals.aps.org/prl/abstract/10.1103/PhysRevLett.119.133002>.
- [30] Biesheuvel, J. *et al.* Probing QED and fundamental constants through laser spectroscopy of vibrational transitions in  $\text{HD}^+$ . *Nature Communications* **7**, 10385 (2016). URL <https://www.nature.com/articles/ncomms10385>.
- [31] Alighanbari, S., Hansen, M. G., Korobov, V. I. & Schiller, S. Rotational spectroscopy of cold and trapped molecular ions in the Lamb-Dicke regime. *Nature Physics* **14**, 555–559 (2018). URL <https://www.nature.com/articles/s41567-018-0074-3>.
- [32] Schmidt, P. O. *et al.* Spectroscopy Using Quantum Logic. *Science* **309**, 749–752 (2005). URL <http://science.sciencemag.org/content/309/5735/749>.
- [33] Wolf, F. *et al.* Non-destructive state detection for quantum logic spectroscopy of molecular ions. *Nature* **530**, 457–460 (2016). URL <https://www.nature.com/articles/nature16513>.
- [34] Sinhal, M., Meir, Z., Najafian, K., Hegi, G. & Willitsch, S. Quantum non-demolition state detection and spectroscopy of single trapped molecules. *arXiv:1910.11600 [physics, physics:quant-ph]*, (2019). URL <http://arxiv.org/abs/1910.11600>.

- [35] Leibfried, D. *et al.* Creation of a six-atom ‘Schrödinger cat’ state,. *Nature* **438**, 639–642 (2005). URL <http://www.nature.com/articles/nature04251>.
- [36] Sackett, C. A. *et al.* Experimental entanglement of four particles. *Nature* **404**, 256–259 (2000). URL <http://www.nature.com/articles/35005011>.
- [37] Ding, S. & Matsukevich, D. N. Quantum logic for the control and manipulation of molecular ions using a frequency comb. *New Journal of Physics* **14**, 023028 (2012). URL <https://doi.org/10.1088%2F1367-2630%2F14%2F2%2F023028>.
- [38] Leibfried, D. Quantum state preparation and control of single molecular ions. *New Journal of Physics* **14**, 023029 (2012). URL <https://iopscience.iop.org/article/10.1088/1367-2630/14/2/023029>.
- [39] Roos, C. F. *et al.* Nonlinear coupling of continuous variables at the single quantum level. *Physical Review A* **77**, 040302(R) (2008). URL <https://link.aps.org/doi/10.1103/PhysRevA.77.040302>.
- [40] Nie, X. R., Roos, C. F. & James, D. F. V. Theory of cross phase modulation for the vibrational modes of trapped ions. *Physics Letters A* **373**, 422–425 (2009). URL <http://www.sciencedirect.com/science/article/pii/S0375960108017106>
- [41] Bartels, A., Oates, C. W., Hollberg, L. & Diddams, S. A. Stabilization of femtosecond laser frequency combs with subhertz residual linewidths. *Optics Letters* **29**, 1081–1083 (2004). URL <https://www.osapublishing.org/ol/abstract.cfm?uri=ol-29-10-1081>.
- [42] Roos, C. F. *et al.* Experimental Demonstration of Ground State Laser Cooling with Electromagnetically Induced Transparency. *Physical Review Letters* **85**, 5547–5550 (2000). URL <https://link.aps.org/doi/10.1103/PhysRevLett.85.5547>.
- [43] Roos, Ch. *et al.* Quantum State Engineering on an Optical Transition and Decoherence in a Paul Trap. *Physical Review Letters* **83**, 4713–4716 (1999). URL <https://link.aps.org/doi/10.1103/PhysRevLett.83.4713>.