

# The exponential tail of inflationary fluctuations: consequences for primordial black holes

Jose María Ezquiaga,<sup>a</sup> Juan García-Bellido,<sup>b</sup> Vincent Vennin<sup>c</sup>

<sup>a</sup>NASA Einstein Fellow, Kavli Institute for Cosmological Physics and Enrico Fermi Institute, The University of Chicago, Chicago, IL 60637, USA

<sup>b</sup>Instituto de Física Teórica UAM-CSIC, Universidad Autónoma de Madrid, Cantoblanco, Madrid, 28049 Spain

<sup>c</sup>Laboratoire Astroparticule et Cosmologie, Université Denis Diderot Paris 7, 10 rue Alice Domon et Léonie Duquet, 75013 Paris, France

E-mail: [ezquiaga@uchicago.edu](mailto:ezquiaga@uchicago.edu), [juan.garciabellido@uam.es](mailto:juan.garciabellido@uam.es), [vincent.vennin@apc.univ-paris7.fr](mailto:vincent.vennin@apc.univ-paris7.fr)

**Abstract.** The curvature perturbations produced during an early era of inflation are known to have quasi-Gaussian distribution functions close to their maximum, where they are well constrained by measurements of the cosmic microwave background anisotropies and of the large-scale structures. In contrast, the tails of these distributions are poorly known, although this part is the relevant one for rare, extreme objects such as primordial black holes. We show that these tails are highly non-Gaussian, and cannot be described with standard non-Gaussian expansions, that are designed to approximate the distributions close to their maximum only. Using the stochastic- $\delta N$  formalism, we develop a generic framework to compute the tails, which are found to have an exponential, rather than Gaussian, decay. These exponential tails are inevitable, and do not require any non-minimal feature as they simply result from the quantum diffusion of the inflaton field along its potential. We apply our formalism to a few relevant single-field, slow-roll inflationary potentials, where our analytical treatment is confirmed by comparison with numerical results. We discuss the implications for the expected abundance of primordial black holes in these models, and highlight that it can differ from standard results by several orders of magnitude. In particular, we find that potentials with an inflection point overproduce primordial black holes, unless slow roll is violated.

**Keywords:** physics of the early universe, inflation, primordial black holes

---

## Contents

<b>1</b>	<b>Introduction</b>	<b>1</b>
<b>2</b>	<b>The tail of the curvature perturbations distribution</b>	<b>3</b>
2.1	The stochastic- $\delta N$ formalism	3
2.2	Poles of the characteristic function	6
2.3	An equivalent eigenvalue problem	8
<b>3</b>	<b>Applications</b>	<b>9</b>
3.1	Flat potentials	10
3.2	Potentials with constant slope	12
3.3	Inflection point potentials	19
3.4	Tilted inflection-point potentials	24
<b>4</b>	<b>Implications for primordial black hole formation</b>	<b>27</b>
<b>5</b>	<b>Discussion</b>	<b>30</b>
<b>A</b>	<b>Coarse-grained curvature perturbation</b>	<b>33</b>
<b>B</b>	<b>Solving the equivalent eigenvalue problem</b>	<b>35</b>

---

## 1 Introduction

The primordial inhomogeneities produced out of vacuum quantum fluctuations during an early phase of inflation seed all cosmological structures in our universe [1–12]. They can be measured in the temperature and polarisation anisotropies of the cosmic microwave background (CMB) [13] at gigaparsec scales, and in probes of the large-scale structure of our universe at megaparsec scales [14, 15]. They are constrained to be quasi-scale invariant, quasi adiabatic and quasi-Gaussian [16]. Current constraints on the amount of non-Gaussianities come from upper bounds on the amplitude of the bispectrum and the trispectrum [17], and therefore capture deviations from Gaussian statistics close to the maximum of the distribution functions, the width of which is given by measurements of the power spectrum.

At smaller scales, large quantum fluctuations could also give rise to rare and more extreme objects such as ultra compact mini-halos, or primordial black-holes (PBH) [18, 19]. Even if sparsely distributed, PBHs are of particular cosmological relevance as they could provide seeds for supermassive black-holes in galactic nuclei [20–22], and comprise a large fraction of the dark matter [23, 24]. There has been renewed interest in PBHs since the LIGO/VIRGO collaboration reported the first detection of gravitational waves associated to black-hole mergers in 2015 [25], as they may indeed explain the existence of progenitors for these events [26–28]. PBHs may also play a role in the generation

of large-scale structures [22, 29] and solve a number of problems currently encountered in astrophysics and cosmology (see e.g. Ref. [23] for hints in favour of the existence of PBHs).

Constraints on the abundance of PBHs have been placed in various mass ranges (see e.g. Refs. [30, 31] for reviews), since PBHs leave several imprints throughout the history of the universe: by injecting energy into their surrounding environment, by providing a source of gravitational lensing, by sourcing various dynamical effects, and by emitting gravitational waves [32–34]. This leaves two mass windows open for PBHs to constitute an appreciable fraction, and possibly all, of dark matter, around  $M \sim 10^{-12}M_\odot$  and  $M \sim 10 - 100M_\odot$ , where  $M_\odot$  denotes the mass of the sun.

PBHs thus constitute a new observational window. Indeed, the CMB only gives access to a limited range of scales, and the time frame over which these scales are generated during inflation is therefore limited as well, and cannot encompass more than  $\sim 7$   $e$ -folds (over the  $\sim 60$   $e$ -folds elapsed between the generation of these scales and the end of inflation). This means that the constraints on the inflationary potential that the CMB can place are restricted to a small field range. By giving access to much smaller scales, PBHs could thus allow us to probe parts of the inflationary potential that would remain hidden to us otherwise.

A PBH is expected to form when a large density perturbation re-enters the Hubble radius after inflation, and collapses into a black hole if it exceeds a certain threshold. More precisely, denoting by  $\zeta_{\text{cg}}$  the curvature perturbation coarse-grained above a certain scale  $\bar{k}$  and the end of inflation  $k_{\text{end}} = a_{\text{end}}H_{\text{end}}$ ,  $\zeta_{\text{cg}}(\mathbf{x}) = (2\pi)^{-3/2} \int_{k_{\text{end}} > k > \bar{k}} d\mathbf{k} \zeta_{\mathbf{k}} e^{i\mathbf{k}\cdot\mathbf{x}}$  (see Appendix A), and by  $P(\zeta_{\text{cg}})$  the probability density function (PDF) of  $\zeta_{\text{cg}}$ , the fraction of the universe made of PBHs with mass  $M(\bar{k})$ , at their formation time, is given by [35]

$$\beta_{\text{f}}(M) = \int_{\zeta_{\text{c}}}^{\infty} P(\zeta_{\text{cg}}) d\zeta_{\text{cg}}. \quad (1.1)$$

Here, one can relate the mass  $M(\bar{k})$  with the mass contained within the Hubble radius  $H^{-1} = a/\dot{a}$  at the time of formation, i.e. when  $\bar{k} = aH$ , where  $a$  is the scale factor and a dot denotes derivation with respect to cosmic time. In this expression,  $\zeta_{\text{c}}$  is the threshold value for forming a black hole and is typically of order one. Since the typical values of  $\zeta_{\text{cg}}$  are much smaller than one (perturbations remaining in the linear regime on super-Hubble scales), Eq. (1.1) involves an integral over the high-curvature tail of the PDF. This has two important implications. First, the observational constraints mentioned above, limiting the deviations from Gaussian statistics close to the maximum of the PDFs at large scales, are not directly relevant for describing the tails of distributions at much smaller scales. Second, all techniques developed in the literature to compute the PDF of  $\zeta_{\text{c}}$  from inflation are designed to provide approximations modelling the neighbourhood of the maximum of the PDF, not its tail. This is for instance the case for the expansion in terms of the non-linearity parameters  $f_{\text{NL}}$  and  $g_{\text{NL}}$  [36].

Non-Gaussianities may therefore play a crucial role in determining the abundance of PBHs [37–50] and, in this work, we provide a generic, non-perturbative framework to derive the tails of the PDFs of curvature perturbations. This makes use of the stochastic-

$\delta N$  formalism [51–58], in which the curvature perturbations are identified with fluctuations in the local duration of inflation, that varies under the effects of quantum diffusion of the inflaton field, described as stochastic noise in the stochastic inflation formalism [9, 59–61]. We find that this stochastic noise gives rise to exponentially decaying tails, that are highly enhanced compared to Gaussian tails. This property is universal, and arises as soon as quantum fluctuations of the background inflaton are incorporated into the analysis; it does not involve any non-minimal feature and occurs in all scenarios. The reason why quantum diffusion plays a crucial role in determining the abundance of PBHs is because PBHs form in regimes where large curvature perturbations, exceeding the threshold, can be produced. This requires a very flat inflationary potential, where the dynamics of the inflaton is no longer dominated by the classical drift (induced by the potential gradient), but rather by the stochastic noise.

The paper is organised as follows. In Sec. 2, we first review the stochastic- $\delta N$  formalism. For single-field slow-roll potentials, an exact analytical solution for the PDF of curvature perturbations can be found only in the case of an exactly flat potential [62]. This is why we develop a tail expansion that can be used in arbitrary potentials, and that relies on computing the poles of the characteristic function of the PDF. In Sec. 3, we apply our computational program to a few potentials: exactly flat potentials (for which the full solution of Ref. [62] is recovered, although derived in a different way) in Sec. 3.1, potentials with a constant slope in Sec. 3.2, potentials with a cubic flat inflection point in Sec. 3.3, and potentials with a linearly-tilted cubic inflection point in Sec. 3.4. The implications for the expected amount of PBHs are discussed in Sec. 4, where it is shown that quantum diffusion, and non-Gaussian tails, can change the abundance of PBHs by several orders of magnitude compared to standard results, and can be such that substantial abundances can be reached even in the absence of slow-roll violations. Finally, in Sec. 5, we present some concluding remarks.

## 2 The tail of the curvature perturbations distribution

In this section, we explain how the tail of the PDF of curvature perturbations can be computed in the stochastic- $\delta N$  formalism. We consider the case where inflation is driven by one or several scalar fields  $\phi_i$ , with  $i = 1 \cdots n$ , and the action of the system is given by

$$S = \int d^4x \sqrt{-g} \left[ \frac{M_{\text{Pl}}^2}{2} R - \frac{1}{2} \delta^{ij} g^{\mu\nu} \partial_\mu \phi_i \partial_\nu \phi_j - V(\phi_i) \right], \quad (2.1)$$

where  $M_{\text{Pl}}$  is the reduced Planck mass. If time is labeled by the number of  $e$ -folds  $N \equiv \ln a$ , for each field  $\phi_i$ , one can define a conjugate momentum  $\pi_i = d\phi_i/dN$ , and phase space is parametrised with the field vector  $\Phi = (\phi_1, \pi_1, \cdots, \phi_n, \pi_n)$ .

### 2.1 The stochastic- $\delta N$ formalism

In the  $\delta N$  formalism [9, 63–67], the curvature perturbations on large scales are nothing but the fluctuations in the number of  $e$ -folds of expansion during inflation for a family of homogeneous universes. Indeed, in a gauge where fixed time slices have uniform energy

density and fixed spatial worldlines are comoving (in the super-Hubble limit, this gauge reduces to the synchronous gauge supplemented by some additional conditions that fix it uniquely), the perturbed flat Friedmann-Lemaître-Robertson-Walker (FLRW) metric reads [9, 68, 69]  $ds^2 = -dt^2 + a^2(t)e^{2\zeta(t,\mathbf{x})}\delta_{ij}dx^i dx^j$ , where only scalar fluctuations have been included. A local scale factor can then be introduced,  $\tilde{a}(t, \mathbf{x}) = a(t)e^{\zeta(t,\mathbf{x})}$ , which allows us to relate the amount of expansion from an initial flat space-time slice at time  $t_{\text{in}}$  to a final space-time slice of uniform energy density as  $N(t, \mathbf{x}) = \ln[\tilde{a}(t, \mathbf{x})/a(t_{\text{in}})]$ . This gives rise to

$$\zeta(t, \mathbf{x}) = N(t, \mathbf{x}) - \bar{N}(t) \equiv \delta N, \quad (2.2)$$

where  $\bar{N}(t) \equiv \ln[a(t)/a(t_{\text{in}})]$  is the unperturbed expansion. Moreover, on super-Hubble scales, gradients can be neglected, and each spatial point evolves independently and follows the evolution of an unperturbed universe. This is known as the “quasi-isotropic” [70–73] or “separate universe” approach [66, 74, 75], the validity of which has recently been shown to extend beyond slow roll [76]. As a consequence,  $N(t, \mathbf{x})$  is the amount of expansion in unperturbed, homogeneous universes, and  $\zeta$  can be calculated from the knowledge of the evolution of a family of such universes.

The calculation of the PDF of curvature perturbations therefore boils down to the calculation of the PDF of local durations of inflation. These durations vary under quantum fluctuations in the fields that drive inflation, which can be described in the framework of stochastic inflation [9, 59–61]. This formalism is an effective theory for the long wavelength part of the fields, which are coarse-grained below a fixed physical scale  $k_\sigma = \sigma aH$ ,

$$\hat{\Phi}_{\text{cg}}(\mathbf{x}) = \frac{1}{(2\pi)^{3/2}} \int_{k < k_\sigma} d^3k \hat{\Phi}_k e^{-ik\mathbf{x}}, \quad (2.3)$$

where  $\sigma \ll 1$  is a fixed parameter setting the scale at which quantum fluctuations backreact onto the local FLRW geometry. The dynamics of the quantum operators  $\hat{\Phi}_{\text{cg}}$  can be tracked by means of stochastic Langevin equations,

$$\frac{d\Phi_{\text{cg}}}{dN} = \mathbf{F}_{\text{cl}}(\Phi_{\text{cg}}) + \boldsymbol{\xi}, \quad (2.4)$$

where  $\mathbf{F}_{\text{cl}}(\Phi)$  encodes the classical equations of motion [and is given by the commutator between  $\Phi$  and the Hamiltonian associated to Eq. (2.1)], and  $\boldsymbol{\xi}$  is a white Gaussian noise with vanishing mean, and variance given by

$$\langle \xi_i(\mathbf{x}_i, N_i) \xi_j(\mathbf{x}_j, N_j) \rangle = \frac{d \ln k_\sigma}{dN} \mathcal{P}_{\Phi_i, \Phi_j}[k_\sigma(N_i), N_i] \delta(N_i - N_j). \quad (2.5)$$

In this expression,  $\mathcal{P}_{\Phi_i, \Phi_j}[k_\sigma(N_i), N_i] \delta(N_i - N_j)$  is the cross power spectrum between the field variables  $\Phi_i$  and  $\Phi_j$ , evaluated at the scale  $k_\sigma(N_i)$ , and at time  $N_i$ . Note that since the time coordinate (here  $N$ ) has not been perturbed in the Langevin equation (2.4), we are implicitly working in the gauge where time is unperturbed, *i.e.* the uniform  $N$ -gauge in the present case. The power spectra need therefore to be computed in that gauge [76].

The Langevin equation (2.4) thus describes a family of background histories, each of them realising a different number of inflationary  $e$ -folds. The stochastic- $\delta N$  formalism [51–58] then consists in computing the PDF of this number of  $e$ -folds, from a

certain initial configuration in field space until inflation terminates, *i.e.* until the surface  $\mathcal{C}_{\text{end}} = \{\Phi | \epsilon_1(\Phi) = 1\}$  is crossed out, where  $\epsilon_1 = -\dot{H}/H^2$ . This is done by deriving the Fokker-Planck equation associated to the Langevin equation (2.4), that drives the probability to find the system  $\Phi_{\text{cg}}$  at position  $\Phi$  in field space at time  $N$ , knowing that it was at position  $\Phi_{\text{in}}$  at a previous time  $N_{\text{in}}$ ,

$$\frac{d}{dN} P(\Phi, N | \Phi_{\text{in}}, N_{\text{in}}) = \mathcal{L}_{\text{FP}}(\Phi) \cdot P(\Phi, N | \Phi_{\text{in}}, N_{\text{in}}). \quad (2.6)$$

Here,  $\mathcal{L}_{\text{FP}}(\Phi)$  is the Fokker-Planck operator, which is a differential operator of second order in phase space (*i.e.* it contains first and second-order derivatives with respect to the field coordinates  $\Phi_i$ ). The PDF of the number of  $e$ -folds realised from  $\Phi$  until the end of inflation,  $\mathcal{N}$ , can then be shown to obey the adjoint Fokker-Planck equation [54, 62]

$$\frac{d}{d\mathcal{N}} P_{\Phi}(\mathcal{N}) = \mathcal{L}_{\text{FP}}^{\dagger}(\Phi) \cdot P_{\Phi}(\mathcal{N}), \quad (2.7)$$

where  $\mathcal{L}_{\text{FP}}^{\dagger}(\Phi)$  is the adjoint Fokker-Planck operator, related to the Fokker-Planck operators via  $\langle F_1, \mathcal{L}(F_2) \rangle \equiv \int d\Phi F_1(\Phi) \mathcal{L}_{\text{FP}}(\Phi) \cdot F_2(\Phi) = \int d\Phi F_2(\Phi) \mathcal{L}_{\text{FP}}^{\dagger}(\Phi) \cdot F_1(\Phi) = \langle \mathcal{L}_{\text{FP}}^{\dagger}(F_1), F_2 \rangle$ . For instance, in the case where the dynamics of all fields proceed in the slow-roll regime, phase space can be parametrised by the field values  $\phi_i$  only and the momenta  $\pi_i$  can be dropped from the vector  $\Phi$ , and one has [54, 56]

$$\frac{1}{M_{\text{Pl}}^2} \mathcal{L}_{\text{FP}}^{\dagger} = - \sum_i \frac{v_{\phi_i}}{v} \frac{\partial}{\partial \phi_i} + v \sum_i \frac{\partial^2}{\partial \phi_i^2}, \quad (2.8)$$

where

$$v = \frac{V}{24\pi^2 M_{\text{Pl}}^4} \quad (2.9)$$

denotes the reduced potential. In this section, we remain generic and do not assume slow roll, while in Sec. 3, the case of single-field slow-roll models will be considered, hence Eq. (2.8) will be used. Let us also note that Eq. (2.7) needs to be solved with some boundary conditions. As already mentioned, inflation terminates on the surface  $\mathcal{C}_{\text{end}}$ , so a first condition is that  $P_{\Phi}(\mathcal{N}) = \delta(\mathcal{N})$  when  $\Phi \in \mathcal{C}_{\text{end}}$ . For completeness, we also introduce reflective boundary conditions high in the potential [56, 57] (the interpretation of which will be made clearer below), across some surface  $\mathcal{C}_{\text{uv}}$ , such that  $[\mathbf{u}(\Phi) \cdot \nabla] P_{\Phi}(\mathcal{N}) = 0$  when  $\Phi \in \mathcal{C}_{\text{uv}}$ , where  $\mathbf{u}$  is the field-space vector orthogonal to  $\mathcal{C}_{\text{uv}}$ . From the knowledge of the PDF of  $\mathcal{N}$ , the PDF of the coarse-grained curvature perturbation,

$$\zeta_{\text{cg}}(\mathbf{x}) = \delta N_{\text{cg}}(\mathbf{x}) = \mathcal{N}(\mathbf{x}) - \langle \mathcal{N} \rangle, \quad (2.10)$$

can finally be obtained.

Let us stress that although  $P(\Phi, N | \Phi_{\text{in}}, N_{\text{in}})$  and  $P_{\Phi}(\mathcal{N})$  obey very similar equations, they are conceptually very different objects. In what follows, we will show that for large values of  $\mathcal{N}$ , the latter admits an expansion of the form

$$P_{\Phi}(\mathcal{N}) = \sum_n a_n(\Phi) e^{-\Lambda_n \mathcal{N}}, \quad (2.11)$$

where the functions  $a_n(\Phi)$  determine the amplitude of the tail, and the coefficients  $\Lambda_n$ , which we will show do *not* depend on  $\Phi$ , set the exponential decay rates. Notice that in the classical, Gaussian picture, the PDF is given by

$$P_{\Phi}(\mathcal{N})|_{\text{cl}} \stackrel{\mathcal{N} \gg 1}{\sim} \exp \left[ -\frac{1}{2} \frac{\mathcal{N}^2}{\int_{\bar{k}}^{k_{\text{end}}} \mathcal{P}_{\zeta, \text{cl}}(k) d \ln k} \right], \quad (2.12)$$

where  $\mathcal{P}_{\zeta, \text{cl}}$  is the classical value of the power spectrum [in single-field slow-roll inflation, it is given by  $\mathcal{P}_{\zeta, \text{cl}} = 2v^3/(M_{\text{Pl}}^2 v_{\phi}^2)$ ], and  $\bar{k}$  and  $k_{\text{end}}$  are the scales that cross out the Hubble radius when the system is at location  $\Phi$ , and at the end of inflation, respectively. If non-Gaussianities are perturbatively introduced by the means of the usual non-linearity parameters  $f_{\text{NL}}, g_{\text{NL}}$  etc., Eq. (2.12) is modified with polynomial corrections in  $\mathcal{N}$  [54, 57], which cannot capture the exponential decay of Eq. (2.11).

We now present two complementary techniques to compute  $a_n(\Phi)$  and  $\Lambda_n$ , before applying them to concrete examples in Sec. 3.

## 2.2 Poles of the characteristic function

In order to analyse the solution of Eq. (2.7) in the large- $\mathcal{N}$  limit, it is convenient [62] to introduce the characteristic function

$$\chi_{\mathcal{N}}(t, \Phi) \equiv \left\langle e^{it\mathcal{N}(\Phi)} \right\rangle = \int_{-\infty}^{\infty} e^{it\mathcal{N}} P_{\Phi}(\mathcal{N}) d\mathcal{N}, \quad (2.13)$$

where  $t$  is a dummy parameter. From the second equality, one can see that the characteristic function is nothing but the Fourier transform of the PDF, hence the PDF can be obtained by inverse Fourier transforming the characteristic function,

$$P_{\Phi}(\mathcal{N}) = \frac{1}{2\pi} \int_{-\infty}^{\infty} e^{-it\mathcal{N}} \chi_{\mathcal{N}}(t, \Phi) dt. \quad (2.14)$$

By plugging Eq. (2.14) into Eq. (2.7), one obtains

$$\left[ \mathcal{L}_{\text{FP}}^{\dagger}(\Phi) + it \right] \chi_{\mathcal{N}}(t, \Phi) = 0 \quad (2.15)$$

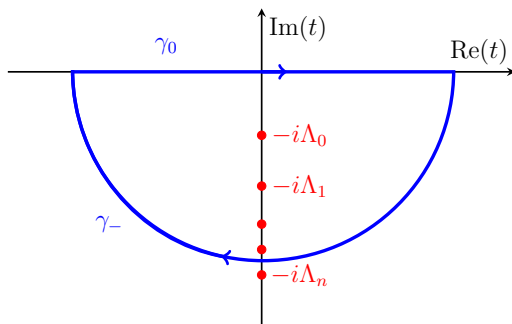
with boundary conditions  $\chi_{\mathcal{N}}(t, \Phi) = 1$  when  $\Phi \in \mathcal{C}_{\text{end}}$ , and  $[\mathbf{u}(\Phi) \cdot \nabla] \chi_{\mathcal{N}}(t, \Phi) = 0$  when  $\Phi \in \mathcal{C}_{\text{uv}}$ .

The idea is to perform the integral of Eq. (2.14) by means of the residue theorem.<sup>1</sup> This is done by expanding the characteristic function according to

$$\chi_{\mathcal{N}}(t, \Phi) = \sum_n \frac{a_n(\Phi)}{\Lambda_n - it} + g(t, \Phi), \quad (2.17)$$

<sup>1</sup>If  $f(z)$  is a regular function in the complex plane, and  $\gamma$  a close contour that circles in a certain point  $z_p$  (the winding number of  $\gamma$  around  $z_p$  is one), one has

$$\oint_{\gamma} \frac{f(z) dz}{(z - z_p)^{n+1}} = \frac{2\pi i}{n!} \left[ \frac{d^n}{dz^n} f(z) \right]_{z=z_p}. \quad (2.16)$$



**Figure 1.** Schematic representation of the pole structure of the characteristic function. In order to compute the PDF,  $P_{\Phi}(\mathcal{N})$ , from the characteristic function, making use of the residue theorem, the real axis integral of Eq. (2.14) can be obtained from the integral over the contour  $\gamma_0 \cup \gamma_-$  in the complex plane.

where  $g(t, \Phi)$  is a regular function of  $t$ , and the  $\Lambda_n$  are positive numbers that do not depend on  $\Phi$ . The form of this expansion can be justified as follows.<sup>2</sup> First, since the PDF  $P_{\Phi}(\mathcal{N})$  vanishes for negative  $\mathcal{N}$ , according to Titchmarsh's theorem [77], its Fourier transform, *i.e.* the characteristic function, is a holomorphic function in the upper half-plane. Therefore, the poles of the characteristic functions all have a negative imaginary part. Second, since the PDF  $P_{\Phi}(\mathcal{N})$  is a real function of  $\mathcal{N}$ , from Eq. (2.13) its Fourier transform must satisfy  $\chi_{\mathcal{N}}^*(t, \Phi) = \chi_{\mathcal{N}}(-t^*, \Phi)$ . If a pole of the characteristic function existed outside the negative imaginary axis, this would give rise to a pole on the upper half-plane, which is forbidden, hence all poles lie on the negative imaginary axis at locations  $t = -i\Lambda_n$ . In what follows, the  $\Lambda_n$  are ordered such that  $0 < \Lambda_0 < \Lambda_1 < \Lambda_2 < \dots < \Lambda_n$ . A priori, there is no reason why these poles should be all simple poles, but in Sec. 2.3 we will show that this is indeed the case. Third, Eq. (2.15) is a second-order linear differential equation, which is further linear in  $t$ , so there exist independent solutions that are regular in  $t$ , and the poles in  $t$  only appear when enforcing the boundary conditions. This explains why the  $\Lambda_n$  do not depend on  $\Phi$ , but only on the location of the surfaces  $\mathcal{C}_{\text{end}}$  and  $\mathcal{C}_{\text{uv}}$ .

Following Fig. 1, the integration over the real axis  $\gamma_0$  can be complemented by an integral over  $\gamma_-$ , which, thanks to the term  $e^{-it\mathcal{N}}$  in Eq. (2.14), asymptotically vanishes (assuming that  $g$ , which appears in Eq. (2.17), does not increase exponentially or faster at large  $|t|$ ). This leads to

$$P_{\Phi}(\mathcal{N}) = \sum_n a_n(\Phi) e^{-\Lambda_n \mathcal{N}}. \quad (2.18)$$

This form is always valid, but at large  $\mathcal{N}$ , only the first terms in the sum dominate, and it provides a tail expansion in terms of decaying exponentials. The dominant term

<sup>2</sup>We thank Nahid Ahmadi, Zahra Ahmadi, Niloufar Feyz, Mahdiyar Noorbala and Borna Salehian for pointing out that the argument given for the validity of the expansion (2.17) in a previous version of the paper was incomplete, and for engaging in an insightful discussion that led to the considerations presented in this paragraph.



is given by the lowest pole of the characteristic function  $\Lambda_0$  and its residue  $a_0(\Phi)$ . In practice, the decay rates  $\Lambda_n$  can be found by solving the characteristic function from Eq. (2.15) and finding the zeros of its inverse. The residues  $a_n(\Phi)$  can then be obtained from evaluating the derivative of the inverse characteristic function at  $t = -i\Lambda_0$ , *i.e.*

$$a_n(\phi) = -i \left[ \frac{\partial}{\partial t} \chi_{\mathcal{N}}^{-1}(t = -i\Lambda_n, \phi) \right]^{-1}. \quad (2.19)$$

Let us stress again that, while the amplitude of the tail, controlled by  $a_0$ , depends on the initial field value, the decay rates  $\Lambda_n$  are universal for a given potential.

### 2.3 An equivalent eigenvalue problem

Let us now present an alternative method that leads to the same tail expansion, but that can be of complementary practical convenience. This relies on viewing Eq. (2.7) as a heat equation, and employing well-known late-time limit techniques designed for heat or diffusion equations to solve it. Formally, Eq. (2.7) can be solved as

$$P_{\Phi}(\mathcal{N}) = \exp \left[ \mathcal{N} \mathcal{L}_{\text{FP}}^{\dagger}(\Phi) \right] P_{\Phi}(\mathcal{N} = 0). \quad (2.20)$$

It is then important to notice that, although  $\mathcal{L}_{\text{FP}}^{\dagger}$  is not self-adjoint with respect to the scalar product defined below Eq. (2.7), one can introduce another scalar product, namely

$$\langle F_1, F_2 \rangle_w = \int d\Phi F_1(\Phi) F_2(\Phi) w(\Phi), \quad \text{where} \quad w(\Phi) = \frac{e^{1/v(\Phi)}}{v(\Phi)}, \quad (2.21)$$

such that  $\mathcal{L}_{\text{FP}}^{\dagger}$  is self-adjoint with respect to that scalar product.<sup>3</sup> One can indeed show explicitly by integrating by parts that  $(\mathcal{L}_{\text{FP}}^{\dagger})^{\dagger w} = \mathcal{L}_{\text{FP}}^{\dagger}$  [while  $(\mathcal{L}_{\text{FP}}^{\dagger})^{\dagger} = \mathcal{L}_{\text{FP}} \neq \mathcal{L}_{\text{FP}}^{\dagger}$ ]. Therefore, the eigenvalues  $-\Lambda_n$  of  $\mathcal{L}_{\text{FP}}^{\dagger}$  are all real (here a minus sign is introduced for notational convenience), and one can introduce an orthonormal set of eigenfunctions  $\Psi_n$  of the operator  $\mathcal{L}_{\text{FP}}^{\dagger}$ ,

$$\mathcal{L}_{\text{FP}}^{\dagger} \cdot \Psi_n(\Phi) = -\Lambda_n \Psi_n(\Phi), \quad (2.22)$$

with boundary conditions  $\Psi_n(\Phi) = 0$  when  $\Phi \in \mathcal{C}_{\text{end}}$ , and  $[\mathbf{u}(\Phi) \cdot \nabla] \Psi_n(\Phi) = 0$  when  $\Phi \in \mathcal{C}_{\text{uv}}$ . Decomposing  $P_{\Phi}(\mathcal{N} = 0)$  on the basis formed by these functions,

$$P_{\Phi}(\mathcal{N} = 0) = \sum_n \alpha_n \Psi_n(\Phi), \quad (2.23)$$

Eq. (2.20) gives rise to

$$P_{\Phi}(\mathcal{N}) = \sum_n \alpha_n \Psi_n(\Phi) e^{-\Lambda_n \mathcal{N}}. \quad (2.24)$$

---

<sup>3</sup>We again thank Nahid Ahmadi, Zahra Ahmadi, Niloufar Feyz, Mahdiyar Noorbala and Borna Salehian for pointing that out to us.

This expression is nothing but the tail expansion (2.11), if one identifies  $a_n(\Phi) = \alpha_n \Psi_n(\Phi)$ . It also shows that the characteristic function does not possess multiple pole, as announced above, otherwise the PDF would contain terms of the form  $\mathcal{N}^{k-1} e^{-\Lambda_n \mathcal{N}}$ , where  $k$  is the order of the pole.

Let us note that the first boundary condition given below Eq. (2.22) comes from the requirement that  $P_\Phi(\mathcal{N}) = \delta(\mathcal{N})$  when  $\Phi \in \mathcal{C}_{\text{end}}$ , so all eigen-components should be identically zero for  $\Phi \in \mathcal{C}_{\text{end}}$  except when  $\Lambda_n = \infty$ . The second boundary condition simply comes from the reflective surface located at  $\mathcal{C}_{\text{uv}}$ .

One can also notice that Eq. (2.22) for the eigenfunctions  $\Psi_n$  is the same as Eq. (2.15) for the characteristic function, if one identifies  $t$  with  $-i\Lambda_n$ . However, the boundary conditions are different, which makes the two problems technically different (and one can be more convenient to solve than the other), although perfectly equivalent. In particular, solving one problem automatically gives the solution for the other. Indeed, if Eq. (2.15) has been solved and the functions  $a_n(\Phi)$  derived, the coefficients  $\alpha_n$  can be obtained as follows. Making use of the fact that the eigenfunctions  $\Psi_n$  form an orthonormal set, *i.e.*

$$\langle \Psi_n, \Psi_m \rangle_w = \int_{\mathcal{C}} \Psi_n(\Phi) \Psi_m(\Phi) w(\Phi) d\Phi = \delta_{n,m}, \quad (2.25)$$

where  $\mathcal{C}$  is the field-space domain located between  $\mathcal{C}_{\text{end}}$  and  $\mathcal{C}_{\text{uv}}$ , Eq. (2.11) leads to

$$\langle \Psi_n, P_\Phi(\mathcal{N}) \rangle_w = \left[ \int_{\mathcal{C}} \Psi_n(\Phi) a_n(\Phi) w(\Phi) d\Phi \right] e^{-\Lambda_n \mathcal{N}}, \quad (2.26)$$

while Eq. (2.24) gives rise to

$$\langle \Psi_n, P_\Phi(\mathcal{N}) \rangle_w = \alpha_n e^{-\Lambda_n \mathcal{N}}. \quad (2.27)$$

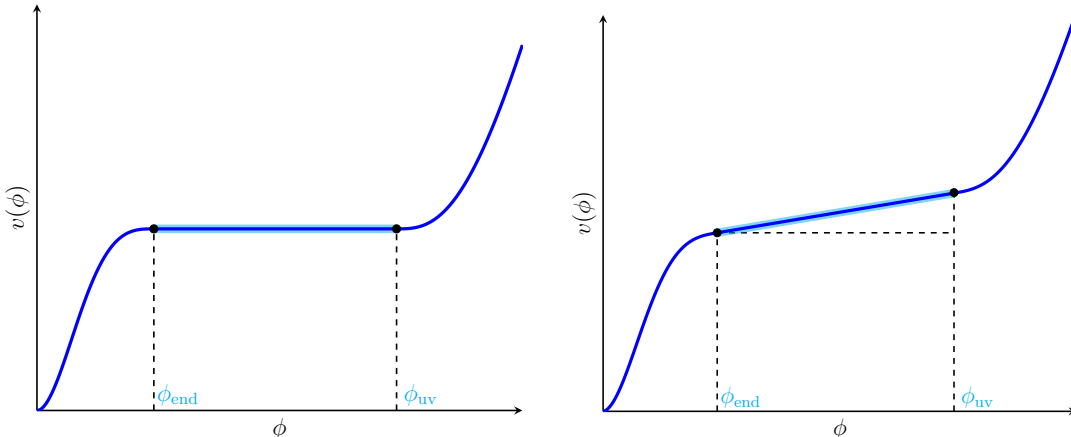
By identifying the two expressions, one obtains

$$\alpha_n = \int_{\mathcal{C}} \Psi_n(\Phi) a_n(\Phi) w(\Phi) d\Phi. \quad (2.28)$$

Conversely, if the decomposition (2.23) has been performed and the coefficients  $\alpha_n$  are known, the functions  $a_n(\Phi)$  can be obtained from the relation  $a_n(\Phi) = \alpha_n \Psi_n(\Phi)$  given below Eq. (2.24).

### 3 Applications

We now apply the techniques developed in the previous section to concrete examples. We investigate four single-field, slow-roll inflationary potentials: an exactly flat potential in Sec. 3.1, a potential with a constant slope in Sec. 3.2, a potential with a cubic flat inflection point in Sec. 3.3, and a potential with a linearly-tilted cubic inflection point in Sec. 3.4. The adjoint Fokker-Planck operator is given by Eq. (2.8), and the boundary conditions simply consist in an absorbing wall located at  $\phi_{\text{end}}$  and a reflective wall located at  $\phi_{\text{uv}}$ .



**Figure 2.** Schematic representation of the flat (left) and linear (right) potentials studied in sections 3.1 and 3.2 respectively. We only consider the region between  $\phi_{\text{end}}$  and  $\phi_{\text{uv}}$ .

### 3.1 Flat potentials

Let us begin by considering a potential that is exactly flat,  $v = v_0$ , between  $\phi_{\text{end}} = 0$  and  $\phi_{\text{uv}} = \Delta\phi_{\text{well}}$ , as in the left panel of Fig. 2. In principle, if the potential is exactly flat, slow roll is violated since there is no potential gradient. However, in Ref. [62], it was shown that for a potential of the form  $v = v_0[1 + (\phi/\phi_0)^p]$ , where  $\phi_0 \gg M_{\text{Pl}}$  such that slow roll is never violated, in the region of the potential located between  $\phi = 0$  and  $\phi = \Delta\phi_{\text{well}} = \phi_0 v_0^{1/p}$ , the potential gradient term in Eq. (2.8) (i.e. the first term on the right-hand side) can be neglected, and the classical part of the potential above  $\Delta\phi_{\text{well}}$  acts as a reflective wall (see also the discussion around Eq. (3.37) below). The full results were thus shown to be very accurately reproduced if one places a reflective boundary condition at  $\phi = \Delta\phi_{\text{well}}$  and considers a pure diffusion process between  $\phi = 0$  and  $\phi = \Delta\phi_{\text{well}}$ .

This is the situation we consider here, where “flat” potential has to be taken in the sense of that specific limit, in which slow roll is not violated. The problem was entirely solved in Ref. [62], and we want to check the consistency of our approach with their results.

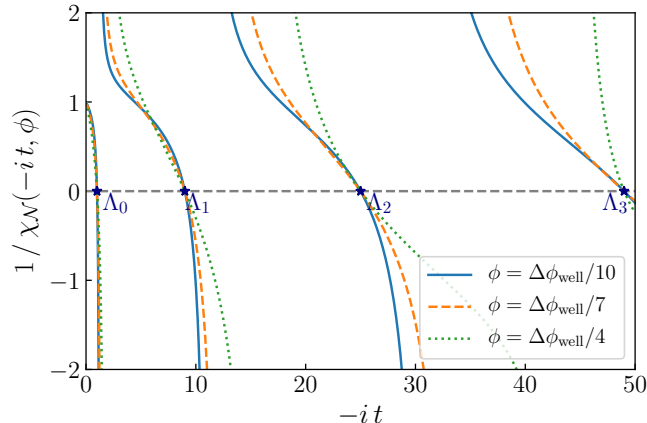
#### 3.1.1 Poles of the characteristic function.

In this simple example, the equation for the characteristic function (2.15) reads

$$\chi_{\mathcal{N}}''(t, \phi) + \frac{it}{v_0 M_{\text{Pl}}^2} \chi_{\mathcal{N}}(t, \phi) = 0, \quad (3.1)$$

where a prime denotes derivation with respect to the field value  $\phi$ , with boundary conditions  $\chi_{\mathcal{N}}(t, 0) = 1$  and  $\chi_{\mathcal{N}}'(t, \phi_{\text{uv}}) = 0$ . It can be solved as

$$\chi_{\mathcal{N}}(t, \phi) = \frac{\cos[(it)^{1/2} \mu(x-1)]}{\cos[(it)^{1/2} \mu]}, \quad (3.2)$$



**Figure 3.** Zeros of the inverse characteristic function for a flat potential. We have chosen  $\mu^2 = \pi^2/4$  so that zeros are located at  $\Lambda_n = (2n+1)^2$ . We have evaluated  $\chi_N^{-1}(t, \phi)$  at different field values  $\phi$ . Although the characteristic functions for each  $\phi$  are different, the location of the poles  $\Lambda_n$  (which determine the decay rates of the PDF) is universal for a given potential.

where we have defined  $x = \phi/\Delta\phi_{\text{well}}$  and introduced the quantity

$$\mu^2 = \frac{\Delta\phi_{\text{well}}^2}{v_0 M_{\text{Pl}}^2} \quad (3.3)$$

as in in Ref. [62]. The poles of Eq. (3.2) correspond to when the argument of the cos function in the denominator equals  $(n+1/2)\pi$ , where  $n$  is an integer number, and calling  $\Lambda_n$  the value of  $it$  at these poles, one has

$$\Lambda_n = \frac{\pi^2}{\mu^2} \left( n + \frac{1}{2} \right)^2. \quad (3.4)$$

One can check that, in agreement with the discussion of Sec. 2.2, the  $\Lambda_n$ 's are all real, positive and independent of  $\phi$ . The exponential decay rate of the tail of the PDF therefore depends both on the width of the quantum well,  $\Delta\phi_{\text{well}}$ , and its scale  $v_0$ , through the combination  $\mu$ . We have plotted the inverse characteristic function for a flat potential in Fig. 3, for a few field values, where the zeros of  $\chi_N^{-1}(t, \phi)$  correspond to  $-i\Lambda_n$ . This illustrates again that, although the details of the characteristic functions depend on  $\phi$ , the location of their poles  $\Lambda_n$  is universal for a given potential.

Finally, making use of Eq. (2.19), the coefficients  $a_n$  are given by

$$a_n(\phi) = (-1)^n \frac{\pi}{\mu^2} (2n+1) \cos \left[ \frac{\pi}{2} (2n+1)(x-1) \right]. \quad (3.5)$$

### 3.1.2 Eigenvalue problem.

In the case of a flat potential, the eigenvalue problem (2.22) reads

$$\Psi_n''(\phi) + \frac{\Lambda_n}{v_0 M_{\text{Pl}}^2} \Psi_n(\phi) = 0, \quad (3.6)$$

with boundary conditions  $\Psi_n(0) = \Psi'_n(\Delta\phi_{\text{well}}) = 0$ . The generic solution of Eq. (3.6) is

$$\Phi_n(\phi) = A_n \exp\left(i\sqrt{\frac{\Lambda_n}{v_0 M_{\text{Pl}}^2}} \phi\right) + B_n \exp\left(-i\sqrt{\frac{\Lambda_n}{v_0 M_{\text{Pl}}^2}} \phi\right), \quad (3.7)$$

where the first boundary condition imposes that  $B_n = -A_n$ , hence  $\Psi_n(\phi) \propto \sin[\sqrt{\Lambda_n/(v_0 M_{\text{Pl}}^2)} \phi]$ . The second boundary condition then implies that  $\cos[\sqrt{\Lambda_n/(v_0 M_{\text{Pl}}^2)} \Delta\phi_{\text{well}}] = 0$ , which precisely gives rise to Eq. (3.4). Normalising the functions  $\Psi_n$  as in Eq. (2.25), one then has

$$\Psi_n(\phi) = \sqrt{\frac{2v_0}{\Delta\phi_{\text{well}} e^{1/v_0}}} \sin\left[\pi\left(n + \frac{1}{2}\right) \frac{\phi}{\Delta\phi_{\text{well}}}\right]. \quad (3.8)$$

The coefficients  $\alpha_n$  can be computed from Eq. (2.28), and Eqs. (3.5) and (3.8) give rise to

$$\alpha_n = \frac{2\pi}{\mu^2} \left(n + \frac{1}{2}\right) \sqrt{\frac{\Delta\phi_{\text{well}} e^{1/v_0}}{2v_0}}. \quad (3.9)$$

Altogether, the PDF for the constant potential can be written as

$$P_\phi(\mathcal{N}) = \frac{2\pi}{\mu^2} \sum_{n=0}^{\infty} \left(n + \frac{1}{2}\right) \sin\left[\pi\left(n + \frac{1}{2}\right) \frac{\phi}{\phi_{\text{uv}}}\right] e^{-(n+\frac{1}{2})^2 \frac{\pi^2}{\mu^2} \mathcal{N}}, \quad (3.10)$$

which exactly matches Eq. (4.10) of Ref. [62], and which, as noted there, can be expressed in terms of the derivative of an elliptic theta function

$$P_\phi(\mathcal{N}) = -\frac{\pi}{2\mu^2} \vartheta'_2\left(\frac{\pi\phi}{2\phi_{\text{uv}}}, e^{-\frac{\pi^2}{\mu^2} \mathcal{N}}\right). \quad (3.11)$$

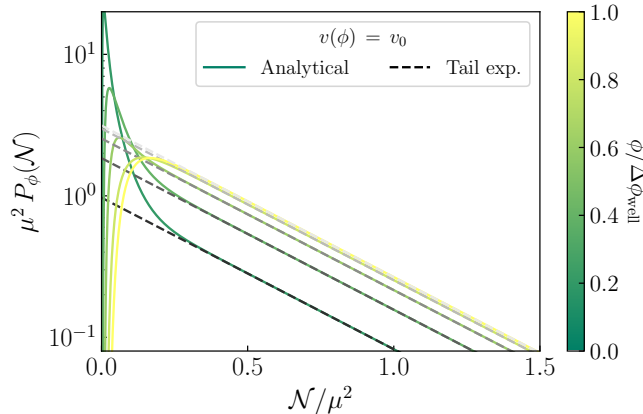
In Fig. 4, we plot both the full PDF (3.10) and the leading term in the tail expansion (2.18),  $a_0(\phi)e^{-\Lambda_0 \mathcal{N}}$ . As it can be observed, at large- $\mathcal{N}$  values, the tail expansion provides an excellent approximation to the full result. Note also that Eq. (3.10) is such that the PDF of the quantity  $\mathcal{N}/\mu^2$  is independent of  $\mu$ , which is why this quantity is displayed in Fig. 4. This shows that increasing  $v_0$ , or decreasing  $\Delta\phi_{\text{well}}$ , decreases the typical values of  $\mathcal{N}$ .

### 3.2 Potentials with constant slope

Let us now consider a potential of the type

$$v(\phi) = v_0 \left(1 + \alpha \frac{\phi}{M_{\text{Pl}}}\right), \quad (3.12)$$

with a constant slope  $\alpha$ , which we will assume is positive without loss of generality. The model (3.12) is bounded between  $\phi = 0$  where the potential is supposed to become steeper and/or inflation ends; and  $\phi = \phi_{\text{uv}}$  where the potential is supposed to become



**Figure 4.** Probability distribution function of the number of  $e$ -folds  $\mathcal{N}$  in a flat potential, starting from different initial field values  $\phi$ . We compare the full PDF, Eq. (3.10) (solid lines), with the leading term in the tail expansion (2.18) (dashed lines). We rescale the axes by  $\mu^2 = \Delta\phi_{\text{well}}^2/(v_0 M_{\text{Pl}}^2)$ , such that, using the self-similarity of Eq. (3.10), the result does not depend on  $\mu$ .

steeper and the dynamics of  $\phi$  dominated by classical drift, which acts as a reflective wall as discussed at the beginning of Sec. 3.1. Since  $\epsilon_1 \simeq \alpha^2/2$ , one should have  $\alpha \ll 1$  in order for slow roll to be valid. Moreover, we will consider only scenarios where  $\phi_{\text{uv}} \ll M_{\text{Pl}}/\alpha$ , such that the potential is almost constant,  $v \simeq v_0$ , between  $\phi = 0$  and  $\phi = \phi_{\text{uv}}$  (see the right panel of Fig. 2).

### 3.2.1 Poles of the characteristic function.

The equation for the characteristic function (2.15) is given by

$$\chi_{\mathcal{N}}''(t, \phi) - \frac{v_0 \alpha}{M_{\text{Pl}} v(\phi)^2} \chi_{\mathcal{N}}'(t, \phi) + \frac{it}{M_{\text{Pl}}^2 v(\phi)} \chi_{\mathcal{N}}(t, \phi) = 0, \quad (3.13)$$

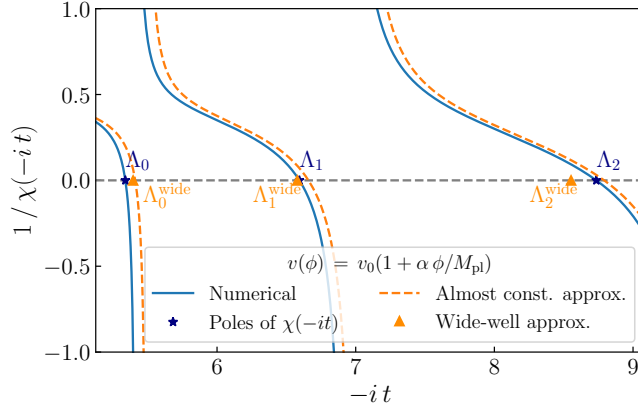
which, compared to Eq. (3.1) for a flat potential, contains an additional friction term. The other difference is that now, the coefficients of the differential equation depend on  $\phi$ , so there is no generic analytic solution. There is, however, an analytic solution in the “almost-constant” regime,  $\phi_{\text{uv}} \ll M_{\text{Pl}}/\alpha$ , where  $v(\phi)$  and all its derivatives are replaced by their leading-order expression in  $\alpha$ . This solution reads

$$\chi_{\mathcal{N}}(t, \phi) = e^{\frac{\alpha \mu x}{2\sqrt{v_0}}} \frac{2\gamma \sqrt{itv_0} \cos[\mu\gamma\sqrt{it}(x-1)] - \alpha \sin[\mu\gamma\sqrt{it}(x-1)]}{2\gamma \sqrt{itv_0} \cos(\mu\gamma\sqrt{it}) + \alpha \sin(\mu\gamma\sqrt{it})}, \quad (3.14)$$

with

$$\gamma = \sqrt{1 - \frac{\alpha^2}{4itv_0}}, \quad (3.15)$$

$x = \phi/\phi_{\text{uv}}$ , and  $\mu$  is given by Eq. (3.3) where  $\Delta\phi_{\text{well}}$  is replaced by  $\phi_{\text{uv}}$ . When  $\alpha = 0$ , this boils down to the flat potential solution (3.2).



**Figure 5.** Inverse characteristic function for a linear potential. We compare the numerical solution of Eq. (3.13) (solid blue line) and its poles  $\Lambda_n$  (labeled with blue stars) with the “almost-constant” approximation (3.14) (orange dashed line) and its approximate poles  $\Lambda_n^{\text{wide}}$  in the “wide-well approximation” (3.17) (labeled with orange triangles). These two approximations are valid when  $\phi_{\text{uv}}/M_{\text{Pl}} \ll 1/\alpha$ , and  $\phi_{\text{uv}}/M_{\text{Pl}} \gg v_0/\alpha$ , respectively. The characteristic function is evaluated at  $\phi = \phi_{\text{uv}}/10$ , with  $\alpha = 0.1$ , and  $v_0$  and  $\phi_{\text{uv}}$  have been set such that  $\phi_{\text{uv}}/M_{\text{Pl}} = 0.01/\alpha$  and  $\phi_{\text{uv}}/M_{\text{Pl}} = 20v_0/\alpha$ . Increasing  $1/\alpha$  and decreasing  $v_0/\alpha$  improves the agreement between the three results, but quickly makes the separation between the  $\Lambda_n$  impossible to resolve by eye, which is why somewhat intermediate values have been used here, for illustrative purpose.

The poles of the characteristic function at  $t = -i\Lambda_n$  are determined by the equation

$$\tan\left(\sqrt{\Lambda_n - \frac{\alpha^2}{4v_0}}\mu\right) = -2\frac{v_0}{\alpha}\frac{M_{\text{Pl}}}{\phi_{\text{uv}}}\sqrt{\Lambda_n - \frac{\alpha^2}{4v_0}}\mu. \quad (3.16)$$

This equation is of the form  $\tan(z) = -2az$ , with  $z = \sqrt{\Lambda_n - \alpha^2/(4v_0)}\mu$  and  $a = v_0M_{\text{Pl}}/(\alpha\phi_{\text{uv}})$ . It has one obvious solution, namely  $z = 0$ , which would lead to  $\Lambda = \alpha^2/(4v_0)$ . However, the numerator of Eq. (3.14) also vanishes at  $t = -i\alpha^2/(4v_0)$ , and by carefully expanding the characteristic function around that value, one can see that it is in fact regular, and does not possess a pole. The case  $z = 0$  can therefore be safely discarded, and for  $z > 0$ , one has to solve a transcendental equation, which cannot be done analytically. However, approximate solutions can be found in the two limits  $a \ll 1$  and  $a \gg 1$ , which we dub the “wide-well” and the “narrow-well” regimes respectively, since they imply a lower bound and an upper bound on  $\phi_{\text{uv}}$  respectively.

**Wide-well limit  $\phi_{\text{uv}}/M_{\text{Pl}} \gg v_0/\alpha$**  In this case  $a \ll 1$ , hence  $|\tan(z)/z| \ll 1$ , which implies that  $z$  is close to  $(n+1)\pi$ , with  $n$  an integer number. One can write  $z = (n+1)\pi + \delta z$ , and expand  $\tan(z) \simeq \delta z + \delta z^3/3 + \dots$ . Plugging this formula into the transcendental equation, and expanding in  $a$ , one obtains  $\delta z \simeq -2a(n+1)\pi[1 - 2a(n+1)\pi + \dots]$ , which gives rise to

$$\Lambda_n^{\text{wide}} = \frac{\alpha^2}{4v_0} + \frac{(n+1)^2\pi^2}{\mu^2}\left(1 - 4\frac{v_0M_{\text{Pl}}}{\alpha\phi_{\text{uv}}} + \dots\right) \quad (3.17)$$

where “ $\dots$ ” denotes higher powers of  $v_0 M_{\text{Pl}}/(\alpha \phi_{\text{uv}})$ , so this approximation is indeed valid in the regime

$$\frac{\phi_{\text{uv}}}{M_{\text{Pl}}} \gg \frac{v_0}{\alpha}. \quad (3.18)$$

If one takes  $\phi_{\text{uv}}$  to its maximal allowed value,  $\phi_{\text{uv}} \sim M_{\text{Pl}}/\alpha$ , this condition is satisfied as soon as  $v_0 \ll 1$ , which is always the case.

In Fig. 5 we show the inverse characteristic function obtained by solving numerically Eq. (3.13) (solid blue line) and the analytical solution (3.14) in the almost-constant approximation (orange dashed line). We also include the approximate values of  $\Lambda_n^{\text{wide}}$  in the wide-well limit given in Eq. (3.17). In order to remain in the regime of validity of this approximation but to make visible the differences between these different estimates, we set the parameters such that  $\phi_{\text{uv}}/M_{\text{Pl}} = 0.01/\alpha$  and  $\phi_{\text{uv}}/M_{\text{Pl}} = 20v_0/\alpha$ . By increasing  $1/\alpha$  and decreasing  $v_0/\alpha$ , the agreement between the three results largely improves, but quickly makes the separation between the  $\Lambda_n$  impossible to resolve by eye, which is why intermediate values have been used here, for illustrative purpose. To test further the consistency of these results, the formula (3.17) is compared with a numerical solution of the transcendental equation (3.16) in Fig. 6, where one can check that, as long as Eq. (3.18) is valid, it provides indeed a good approximation.

By comparing Eqs. (3.4) and (3.17), one can check that, as in the flat case,  $\Lambda_n$  receives a  $n$ -dependent contribution proportional to  $\pi^2/\mu^2$ , but it is also shifted by a fixed quantity, namely  $\alpha^2/(4v_0)$ , which dominates over the  $n$ -dependent contribution, because of the condition (3.18). One concludes that, in the wide-well regime, adding a small slope to the potential is enough to highly suppress the tails.

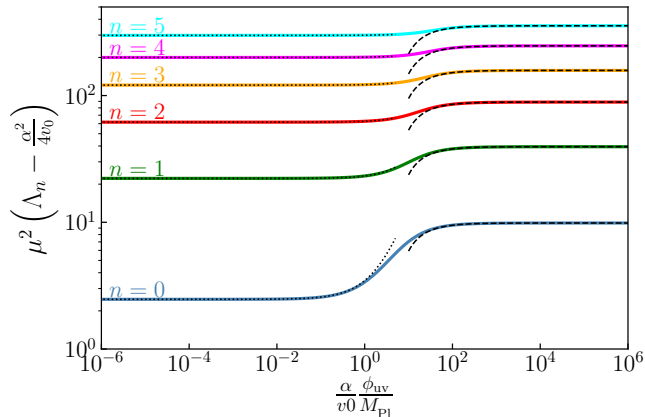
Finally, the  $a_n$  functions can be approximated as follows. One needs to expand Eq. (3.14) around the poles  $t = -i\Lambda_n$  in order to extract the residues. Since the decay rates  $\Lambda_n$  are not known exactly, this expansion cannot be done directly. However, writing  $\Lambda_n = \Lambda_n^{(0)} + \delta\Lambda_n$ , where  $\Lambda_n^{(0)}$  corresponds to the approximation (3.17), one can parametrise  $t$  in the neighbourhood of the poles as  $t = -i\Lambda_n^{(0)} - i\delta\Lambda_n + \delta t$ , and expand the characteristic function in  $\delta t$ . Obviously, the function cannot be probed on scales smaller than  $\delta\Lambda_n$ , so one assumes in fact  $\delta\Lambda_n \ll \delta t \ll \Lambda_n^{(0)}$ , and performs a double expansion in  $\delta\Lambda_n$  and  $\delta t$  under these conditions. By identification with Eq. (2.17), the residues can then be extracted, and one obtains

$$a_n^{\text{wide}}(\phi) = -(-1)^n \frac{\pi}{\mu^2} 2(n+1) e^{\frac{\alpha\phi_{\text{uv}}}{2v_0 M_{\text{Pl}}} x} \sin[\pi(n+1)(x-1)]. \quad (3.19)$$

One notices that the structure is similar to, though different from, the one for a flat potential (3.5). In particular, the exponential term gives a strong enhancement, because of Eq. (3.18).

**Narrow-well limit**  $\phi_{\text{uv}}/M_{\text{Pl}} \ll v_0/\alpha$  In the opposite limit where  $a \gg 1$ ,  $|\tan(z)/z| \gg 1$ , which implies that  $z$  must be close to  $\pi/2 + n\pi$ , where  $n$  is an integer number. One can write  $z = \pi/2 + n\pi + \delta z$ , and expand  $\tan(z) \simeq -1/\delta z + \delta z/3 + \dots$ . Plugging this formula into the transcendental equation, and expanding in powers of  $1/a$ ,





**Figure 6.** Decay rates  $\Lambda_n$  for the constant-slope potential (3.12), as a function of  $\alpha\phi_{\text{uv}}/(v_0M_{\text{Pl}})$ . The coloured lines correspond to numerical solutions of the transcendental equation (3.16), the black dashed lines display the wide-well approximation (3.17), and the black dotted lines stand for the narrow-well approximation (3.20).

one obtains  $\delta z \simeq 1/[2\pi a(n + 1/2)] + \dots$ , which gives rise to

$$\Lambda_n^{\text{narrow}} = \frac{\pi^2}{\mu^2} \left[ \left( n + \frac{1}{2} \right)^2 + \frac{\alpha\phi_{\text{uv}}}{\pi^2 v_0 M_{\text{Pl}}} + \dots \right], \quad (3.20)$$

where “ $\dots$ ” denotes higher powers in  $\alpha\phi_{\text{uv}}/(v_0M_{\text{Pl}})$ , so this approximation indeed holds in the regime

$$\frac{\phi_{\text{uv}}}{M_{\text{Pl}}} \ll \frac{v_0}{\alpha}. \quad (3.21)$$

The formula (3.20) is compared with a numerical solution of Eq. (3.16) in Fig. 6, where one can check that, as long as Eq. (3.21) is valid, it indeed provides a good approximation.

By comparing Eqs. (3.4) and (3.20), one can see that the difference with the flat-potential case is negligible: adding a slope in the narrow-well regime only shifts the spectrum by a correction,  $\alpha\phi_{\text{uv}}/(v_0M_{\text{Pl}})$ , which is, by definition, tiny in that regime. The same procedure as the one outlined above Eq. (3.32) can also be performed in order to extract the  $a_n$  functions. At leading order in  $\alpha\phi_{\text{uv}}/(v_0M_{\text{Pl}})$ , one exactly recovers Eq. (3.9), which finishes to prove that the narrow-well regime in fact corresponds to the flat-potential limit. Since Eq. (3.21) can also be interpreted as an upper bound on  $\alpha$ , this result makes sense.

**Comparison with the classical result** The classical value of the power spectrum,  $\mathcal{P}_{\zeta,\text{cl}} = 2v^3/(M_{\text{Pl}}^2v^2)$ , in this model, is given by  $\mathcal{P}_{\zeta,\text{cl}} \simeq 2v_0/\alpha^2$ . Since  $\Lambda_0 = \alpha^2/(4v_0)$  in the wide-well regime, the dominant behaviour on the tail can thus be written as

$$P_\phi^{\text{wide}}(\mathcal{N}) \underset{\mathcal{N} \gg 1}{\propto} \exp\left(-\frac{1}{2} \frac{\mathcal{N}}{\mathcal{P}_{\zeta,\text{cl}}}\right). \quad (3.22)$$

By comparison, in the classical picture, Eq. (2.12) gives rise to

$$P_\phi(\mathcal{N})|_{\text{cl}} \underset{\mathcal{N} \gg 1}{\propto} \exp\left(-\frac{1}{2} \frac{\mathcal{N}^2}{\mathcal{P}_{\zeta,\text{cl}} N_{\text{cl}}}\right), \quad (3.23)$$

where  $N_{\text{cl}}$  is the classical number of  $e$ -folds that arises from the integration over  $k$  in Eq. (2.12), which can trivially be performed since  $\mathcal{P}_{\zeta,\text{cl}}$  is independent of  $\phi$  in the almost-constant approximation. Two remarks are in order. First, as mentioned above, as soon as  $\mathcal{N} \gg N_{\text{cl}}$ , the amount of power on the tail is greatly enhanced in the full stochastic theory compared to the classical, Gaussian approximation. Second, the similarity between Eqs. (3.22) and (3.23), which coincide for  $\mathcal{N} = N_{\text{cl}}$ , is an illustration of the resemblance between the classical and the full stochastic theory for a linear potential. Indeed, as shown in Ref. [62], the classical limit can be obtained from the full stochastic PDF by a saddle-point expansion, where higher-order corrections involve either  $v$ , which is always small, or derivatives of the potential of order 2 or higher, which vanish in the present case. For instance, the classical number of  $e$ -folds is given by  $N_{\text{cl}} = \int_{\phi_{\text{end}}}^{\phi} v/v' d\tilde{\phi}/M_{\text{Pl}}^2$ , which, in the almost-constant approximation, reduces to

$$N_{\text{cl}} = \frac{\phi - \phi_{\text{end}}}{\alpha M_{\text{Pl}}}. \quad (3.24)$$

In the full stochastic theory, by Taylor expanding the exponential function in the first equality of Eq. (2.13), one can see that the mean number of  $e$ -folds can be obtained from differentiating the characteristic function with respect to  $t$ , and evaluating the result at  $t = 0$ . Making use of Eq. (3.14), one obtains

$$\langle \mathcal{N} \rangle = -i \left. \frac{\partial \chi_{\mathcal{N}}(t, \phi)}{\partial t} \right|_{t=0} \quad (3.25)$$

$$= N_{\text{cl}} + \frac{v_0}{\alpha^2} \left[ e^{-\frac{\alpha}{v_0 M_{\text{Pl}}}(\phi_{\text{uv}} - \phi_{\text{end}})} - e^{-\frac{\alpha}{v_0 M_{\text{Pl}}}(\phi_{\text{uv}} - \phi)} \right]. \quad (3.26)$$

In the wide-well regime, *i.e.* when the condition (3.18) is satisfied, the second term in the above expression is exponentially suppressed (unless one starts at a value of  $\phi$  very close to  $\phi_{\text{uv}}$ ), and

$$\langle \mathcal{N} \rangle_{\text{wide}} \simeq N_{\text{cl}}. \quad (3.27)$$

In the narrow-well regime however, the effect of the boundary located at  $\phi_{\text{uv}}$  is not negligible anymore, and expanding Eq. (3.26) in the limit (3.21), one finds

$$\langle \mathcal{N} \rangle_{\text{narrow}} \simeq \frac{(\phi - \phi_{\text{end}})(2\phi_{\text{uv}} - \phi - \phi_{\text{end}})}{2M_{\text{Pl}}^2 v_0}, \quad (3.28)$$

which is very different from, and in fact much smaller than, its classical counterpart (3.24).

### 3.2.2 Eigenvalue problem

The eigenvalue problem is analogous to solving the equation for  $\chi_{\mathcal{N}}(t, \phi)$ , Eq. (3.13); there is no general solution. In the almost-constant approximation,

$$\Psi_n''(\phi) - \frac{\alpha}{M_{\text{Pl}}v_0}\Psi_n'(\phi) + \frac{\Lambda_n}{v_0M_{\text{Pl}}^2}\Psi_n(\phi) = 0, \quad (3.29)$$

the solution reads

$$\Psi_n(\phi) = e^{\frac{\alpha\phi}{2M_{\text{Pl}}v_0}} \left( A_n \exp^{i\sqrt{v_0\Lambda_n - \frac{\alpha^2}{4}} \frac{\phi}{v_0M_{\text{Pl}}}} + B_n e^{-i\sqrt{v_0\Lambda_n - \frac{\alpha^2}{4}} \frac{\phi}{v_0M_{\text{Pl}}}} \right). \quad (3.30)$$

The first boundary condition imposes  $B_n = -A_n$ , and the second one implies the transcendental equation (3.16), which has solution (3.17) in the wide-well limit (3.18), and solution (3.20) in the narrow-well limit (3.21). The eigenfunctions are thus given by

$$\Psi_n(\phi) = \sqrt{\frac{2v_0}{\phi_{\text{uv}}e^{1/v_0}}} \exp\left(\frac{\alpha\phi}{2M_{\text{Pl}}v_0}\right) \sin\left(\sqrt{v_0\Lambda_n - \frac{\alpha^2}{4}} \frac{\phi}{v_0M_{\text{Pl}}}\right), \quad (3.31)$$

which boils down to Eq. (3.8) if  $\alpha = 0$ , and where the eigenfunctions have been normalised in the (extended) sense that  $\langle \Phi_n^{(-\alpha)}, \Phi_m^{(\alpha)} \rangle_w = \delta_{n,m}$  (and using the ‘‘almost-constant’’ approximation to evaluate the kernel  $w$ , for consistency).

The coefficients in the expansion (2.11),  $\alpha_n$ , can be determined by following the procedure outlined at the end of Sec. 2.3, where in Eq. (2.28), our extended scalar product has to be used, i.e.  $\alpha_n = \langle \Psi_n^{(-\alpha)}(\phi), a_n^{(\alpha)}(\phi) \rangle$ . In the wide-well regime, this leads to

$$\alpha_n^{\text{wide}} = \frac{2\pi}{\mu^2} (n+1) \sqrt{\frac{\phi_{\text{uv}}e^{1/v_0}}{2v_0}}. \quad (3.32)$$

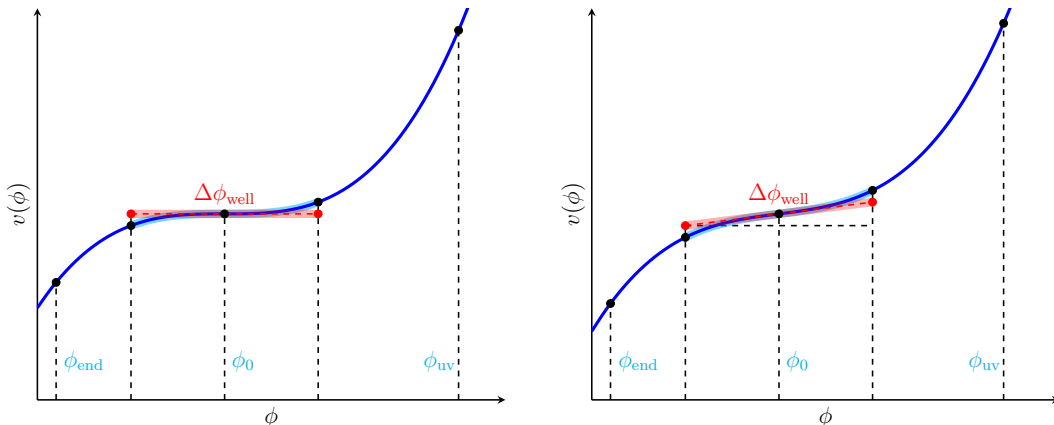
Notice that it is similar to Eq. (3.9) for a flat potential, the only difference being that  $n+1/2$  is replaced by  $n+1$ . Combining the above results, the PDF can be approximated as

$$P_\phi^{\text{wide}}(\mathcal{N}) = 2 \frac{\pi}{\mu^2} e^{\frac{\alpha\phi_{\text{uv}}}{2v_0M_{\text{Pl}}}} \frac{\phi}{\phi_{\text{uv}}} \sum_{n=0}^{\infty} n \sin\left(\pi n \frac{\phi}{\phi_{\text{uv}}}\right) e^{-\left(\frac{\alpha^2}{4v_0} + n^2 \frac{\pi^2}{\mu^2}\right)\mathcal{N}}. \quad (3.33)$$

One notices that the structure of the result is very similar to the one for a flat potential, Eq. (3.10), if one replaces  $n+1/2$  by  $n$  in the sum, with the crucial difference that, now, the tails are suppressed by an additional  $e^{-\alpha^2\mathcal{N}/(4v_0)}$  factor. As for Eq. (3.10), the result can be expressed in terms of the derivative of an elliptic theta function

$$P_\phi^{\text{wide}}(\mathcal{N}) = -\frac{\pi}{2\mu^2} e^{\frac{\alpha\phi_{\text{uv}}}{2v_0M_{\text{Pl}}}} \frac{\phi}{\phi_{\text{uv}}} e^{-\frac{\alpha^2}{4v_0}\mathcal{N}} \vartheta_3' \left( \frac{\pi\phi}{2\phi_{\text{uv}}}, e^{-\frac{\pi^2}{\mu^2}\mathcal{N}} \right). \quad (3.34)$$

In the narrow-well limit, as explained above, the flat-potential formulas are recovered, hence one obtains Eq. (3.9), and the flat-potential PDF (3.10) is obtained, up to small corrections suppressed by  $\phi_{\text{uv}}\alpha/(M_{\text{Pl}}v_0)$ .



**Figure 7.** Schematic representation of the inflection (left) and tilted inflection (right) point potentials studied in Secs. 3.3 and 3.4 respectively. We solve the stochastic evolution between  $\phi_{\text{end}}$  and  $\phi_{\text{uv}}$ . The region where quantum diffusion dominates, of width  $\Delta\phi_{\text{well}}$ , can be approximated by a flat potential or a constant-slope potential respectively, and is determined by the non-classicality criterion (3.37).

Let us finally recall that the above results have been derived in the almost-constant approximation, which holds when  $\phi_{\text{uv}} \ll M_{\text{Pl}}/\alpha$ . To go beyond, one can employ the WKB approach outlined in Appendix B, in which a slightly different transcendental equation has to be solved.

In summary, for a potential with a constant slope  $\alpha$  over a certain field range  $\phi_{\text{uv}}$ , either the range is narrow in the sense that  $\phi_{\text{uv}}/M_{\text{Pl}} \ll v_0/\alpha$ , and the potential can be approximated as constant, such that the results of Sec. 3.1 can be used; or the range is wide in the sense that  $\phi_{\text{uv}}/M_{\text{Pl}} \gg v_0/\alpha$ , and the PDF receives a strong suppression  $e^{-\alpha^2 \mathcal{N}/(4v_0)}$  on its tail compared to the flat potential case.

### 3.3 Inflection point potentials

The toy models analysed in the two previous sections, the flat potential in Sec. 3.1 and the constant-slope potential in Sec. 3.2, can serve as building blocks to study more realistic scenarios, that we now investigate in the two following sections. The first one is a potential with a flat inflection point located at  $\phi_0$ , as schematically displayed in the left panel of Fig. 7. In practice, we consider for simplicity a cubic potential

$$v(\phi) = v_0 \left[ 1 + \beta \left( \frac{\phi - \phi_0}{M_{\text{Pl}}} \right)^3 \right], \quad (3.35)$$

although our conclusions can be easily generalised to other odd powers. Without loss of generality, we assume  $\beta > 0$ , so the potential is positive when  $x > -\beta^{-1/3}$ , where we have defined

$$x \equiv \frac{\phi - \phi_0}{M_{\text{Pl}}}. \quad (3.36)$$

The inflaton is assumed to evolve in the field range comprised between  $\phi_{\text{end}}$ , where inflation ends, and an upper bound value  $\phi_{\text{uv}}$ .

The potential being exactly flat around  $\phi_0$ , stochastic effects dominate in the neighbourhood of the inflection point. More precisely, in Refs. [54, 62], it is shown that, in general, when the condition

$$\frac{v'' v^2}{v'^2} \gg 1 \quad (3.37)$$

holds, the potential can be assumed to be exactly flat (hence dominated by quantum diffusion), while when the opposite condition applies, the dynamics of the inflaton is essentially classical. The condition (3.37) is saturated at a value of  $x$  such that  $|x| = [2v_0/(3\beta)]^{1/3} \equiv \Delta\phi_{\text{well}}/(2M_{\text{Pl}})$ , which defines the width

$$\frac{\Delta\phi_{\text{well}}}{M_{\text{Pl}}} = 2 \left( \frac{2 v_0}{3 \beta} \right)^{1/3} \quad (3.38)$$

of the field range dominated by stochastic diffusion. In other words, the inflection point potential can be approximated as being exactly flat over a field interval (that we call the “quantum well”) centred at the inflection point and of width given by  $\Delta\phi_{\text{well}}$ , and outside this range, as giving rise to purely classical dynamics. The situation is depicted in Fig. 7.

As a consequence, if  $\phi_{\text{uv}}$  is set far outside the quantum well, which is what we do in practice, it does not affect the PDF of the number of  $e$ -folds and it becomes an irrelevant parameter. If  $\phi_{\text{end}}$  lies outside the quantum well, a constant, deterministic number of  $e$ -folds is realised between the exit of the quantum well and  $\phi_{\text{end}}$ , so it only shifts the PDF of the number of  $e$ -folds by a constant value.

**Slow-roll conditions** A few words are in order regarding the slow-roll conditions. Since  $\beta x^3 \propto v_0$  at the boundaries of the quantum well, and given that  $v_0$ , which measures the potential energy in Planckian units, must be much smaller than 1, the potential is almost constant over the quantum well, and the potential slow roll parameters in that region are controlled by  $v_x/v \simeq 3\beta x^2$ , and  $v_{xx}/v \simeq 6\beta x$ . Computing these two quantities at the edges of the quantum well, one finds  $\beta^{1/3}v_0^{2/3}$  and  $\beta^{2/3}v_0^{1/3}$  respectively, so the quantum well is within the slow-roll regime as long as

$$\beta \ll \frac{1}{\sqrt{v_0}}. \quad (3.39)$$

This does not guarantee that the full field range comprised between  $\phi_{\text{end}}$  and  $\phi_{\text{uv}}$  is within the slow roll regime, but given that, as soon as  $\phi_{\text{end}}$  and  $\phi_{\text{uv}}$  are outside the quantum well, they do not (or only trivially) affect the PDF we are aiming to compute, the condition (3.39) is sufficient in practice.

Let us also mention that, if  $\beta \ll 1$ , then the potential slow-roll conditions are always satisfied above the inflection point, *i.e.* for all  $x \geq 0$ . If this is not the case however, *i.e.* if  $1 \ll \beta \ll 1/\sqrt{v_0}$ , slow roll is strongly violated around  $x \sim \beta^{-1/3}$ , so starting

from an initial large-field value, one could enter the quantum well away from the slow-roll attractor, even though a slow-roll solution exists there [78]. This is why, here, we view Eq. (3.35) only as an expansion of the potential around the flat inflection point, and assume that, at large-field values, the potential is modified such that one always approaches the quantum well with initial conditions located on the slow-roll attractor. In any case, as explained in Sec. 2, stochastic inflation can be formulated in full phase space, which could allow one to study setups where slow roll is explicitly violated.

**Flat quantum-well approximation** The PDF of the number of  $e$ -folds realised in the potential (3.35) can be computed numerically, by solving Eq. (2.15) for the characteristic function and Fourier transforming the result along Eq. (2.14). Below, we will compare this result with the approximation outlined above, where the dynamics is classical outside the quantum well, and undergoes pure quantum diffusion inside the well. In this approximation, starting from a certain initial field value  $\phi$  inside the quantum well, one can write the realised number of  $e$ -folds as

$$\mathcal{N} = \mathcal{N}_{\text{well}}(\phi) + N_{\text{cl}}(\phi_0 - \Delta\phi_{\text{well}}/2 \rightarrow \phi_{\text{end}}), \quad (3.40)$$

where the PDF of  $\mathcal{N}_{\text{well}}(\phi)$  has been computed in Sec. 3.1, and  $N_{\text{cl}}(\phi_0 - \Delta\phi_{\text{well}}/2 \rightarrow \phi_{\text{end}})$ , which we will simply denote  $N_{\text{cl}}$  in what follows, stands for the classical, deterministic number of  $e$ -folds realised between the exit of the quantum well, at  $\phi = \phi_0 - \Delta\phi_{\text{well}}/2$ , and the end of inflation. Therefore, the PDF of  $\mathcal{N}$  is given by

$$P_\phi(\mathcal{N}) = P_\phi^{\text{flat}}(\mathcal{N} - N_{\text{cl}}), \quad (3.41)$$

where  $P_\phi^{\text{flat}}$  is given by Eq. (3.10) with  $\Delta\phi_{\text{well}}$  given by Eq. (3.38). If one starts from an initial value of  $\phi$  located beyond the quantum well, i.e.  $\phi > \phi_0 + \Delta\phi_{\text{well}}/2$ , then one simply has to add another classical contribution to the total number of  $e$ -folds, i.e.

$$\mathcal{N} = N_{\text{cl}}(\phi \rightarrow \phi_0 + \Delta\phi_{\text{well}}/2) + \mathcal{N}_{\text{well}}(\phi_0 + \Delta\phi_{\text{well}}/2) + N_{\text{cl}}(\phi_0 - \Delta\phi_{\text{well}}/2 \rightarrow \phi_{\text{end}}), \quad (3.42)$$

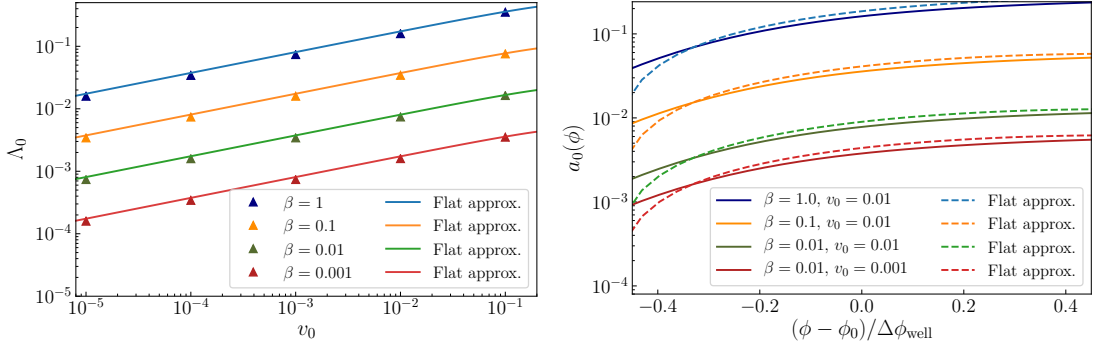
which we simply write as  $\mathcal{N} = N_{\text{cl}} + \mathcal{N}_{\text{well}}(\phi_0 + \Delta\phi_{\text{well}}/2)$ , and this gives rise to

$$P_\phi(\mathcal{N}) = P_{\phi_0 + \Delta\phi_{\text{well}}/2}^{\text{flat}}[\mathcal{N} - N_{\text{cl}}(\phi)]. \quad (3.43)$$

Shifting the PDF by a constant number of  $e$ -folds does not change its decay rates, so the eigenvalues  $\Lambda_n$  are given by Eq. (3.4), and making use of Eqs. (3.3) and (3.38), one obtains

$$\Lambda_n = \left(\frac{9v_0\beta^2}{4}\right)^{1/3} \frac{\pi^2}{4} \left(n + \frac{1}{2}\right)^2. \quad (3.44)$$

Let us stress that, because of the slow-roll condition (3.39),  $v_0\beta^2 \ll 1$ , the first eigenvalues are necessarily small, which means that the tails are very much unsuppressed in this model. This will have strong consequences for PBH formation, that we will discuss in



**Figure 8.** Tail of the PDF of the number of  $e$ -folds,  $P_\phi(\mathcal{N}) \simeq a_0(\phi)e^{-\Lambda_0\mathcal{N}}$ , for the flat inflection-point potential (3.35). The left panel displays the decay rate  $\Lambda_0$  as a function of  $v_0$  and for a few values of  $\beta$ . The symbols stand for the full numerical results, while the solid lines stand for the flat quantum-well approximation, Eq. (3.44). The right panel shows the amplitude  $a_0(\phi)$  for different  $v_0$  and  $\beta$ . There, the solid lines stand for the full numerical result, and the dashed lines for the flat quantum-well approximation, Eq. (3.45). In order to satisfy the slow-roll conditions we choose  $(\phi_{\text{uv}} - \phi_0)/M_{\text{Pl}} = 1/\beta^{1/3}$ ,  $\phi_{\text{end}} = 0$  and  $\phi_0/M_{\text{Pl}} = \Delta\phi_{\text{well}}/2 + 0.3/\sqrt{\beta}$ .

Sec. 4. The way that the coefficients  $a_n$  in the expansion (2.18) change under a constant shift in the number of  $e$ -folds is also trivial to establish, and this leads to

$$\begin{aligned}
 a_n(\phi) &= a_n^{\text{flat}}(\phi) e^{\Lambda_n N_{\text{cl}}} \\
 &= (-1)^n \frac{\pi}{4} \left( \frac{9}{4} v_0 \beta^2 \right)^{1/3} (2n+1) \cos \left[ \frac{\pi}{2} (2n+1) \left( \frac{\phi - \phi_0}{\Delta\phi_{\text{well}}} - \frac{1}{2} \right) \right] e^{\Lambda_n N_{\text{cl}}}, \quad (3.45)
 \end{aligned}$$

where we have made use of Eq. (3.5) to evaluate  $a_n^{\text{flat}}$ . This gives rise to

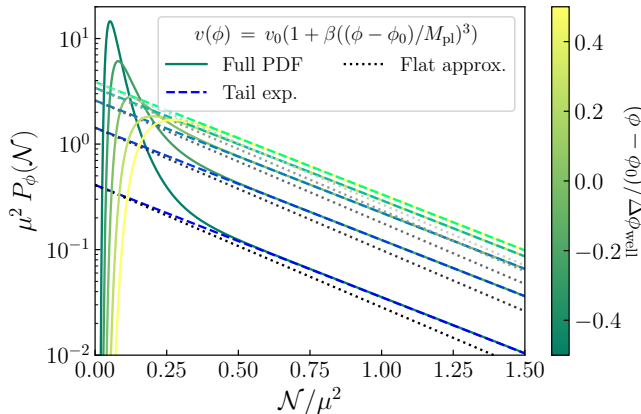
$$\begin{aligned}
 P_\phi(\mathcal{N}) &= \frac{\pi}{4} \left( \frac{9}{4} v_0 \beta^2 \right)^{1/3} \sum_n (-1)^n (2n+1) \\
 &\quad \times \cos \left[ \frac{\pi}{2} (2n+1) \left( \frac{\phi - \phi_0}{\Delta\phi_{\text{well}}} - \frac{1}{2} \right) \right] e^{-\left( \frac{9v_0\beta^2}{4} \right)^{1/3} \frac{\pi^2}{4} (n+\frac{1}{2})^2 (\mathcal{N} - N_{\text{cl}})}, \quad (3.46)
 \end{aligned}$$

which can be rewritten in terms of the first elliptic theta function,

$$P_\phi(\mathcal{N}) = \frac{\pi}{8} \left( \frac{9}{4} v_0 \beta^2 \right)^{1/3} \vartheta'_1 \left[ \frac{\pi}{2} \left( \frac{\phi - \phi_0}{\Delta\phi_{\text{well}}} - \frac{1}{2} \right), e^{-\left( \frac{9v_0\beta^2}{4} \right)^{1/3} \frac{\pi^2}{4} (\mathcal{N} - N_{\text{cl}})} \right]. \quad (3.47)$$

The above expressions are derived assuming that one starts from inside the well, otherwise,  $\phi$  has to be replaced with  $\phi_0 + \Delta\phi_{\text{well}}/2$  if  $\phi > \phi_0 + \Delta\phi_{\text{well}}/2$ .

These expressions are compared with a full numerical result in Fig. 8. One can see that the leading decay rate,  $\Lambda_0$ , and the behaviour of  $a_0(\phi)$  close to the flat inflection point at  $\phi \sim \phi_0$ , are accurately reproduced by our approximations (3.44) and (3.45).



**Figure 9.** Probability distribution function of the number of  $e$ -folds  $\mathcal{N}$  realised in the flat inflection-point potential (3.35), starting from different initial field values  $\phi$  labeled in the colour bar. The solid lines stand for the full PDF, while the dashed lines correspond to the leading term in the tail expansion,  $P_\phi(\mathcal{N}) \simeq a_0(\phi)e^{-\Lambda_0\mathcal{N}}$ . Both are obtained from numerically solving Eq. (2.15). On the contrary, the dotted lines represent the leading term in the flat approximation using the analytical expression for  $a_0(\phi)$  and  $\Lambda_0$  given in Eqs. (3.45) and (3.44) respectively. To make the comparison with Fig. 4 easy, the number of  $e$ -folds is rescaled by  $\mu^2 = \Delta\phi_{\text{well}}^2/(v_0M_{\text{Pl}}^2)$ , where  $\Delta\phi_{\text{well}}$  is the width of the region where quantum diffusion dominates, and is given by Eq. (3.38). In order to satisfy the slow-roll condition (3.39), we have chosen  $v_0 = 0.01$ ,  $\beta = 0.01$ ,  $(\phi_{\text{UV}} - \phi_0)/M_{\text{Pl}} = 1/\beta^{1/3}$ ,  $\phi_{\text{end}} = 0$  and  $\phi_0/M_{\text{Pl}} = \Delta\phi_{\text{well}}/2 + 0.3/\sqrt{\beta}$ . One can see that the analytic, flat approximation accurately predicts the amplitude of the tail with a small deviation in the slope.

At the edges of the quantum well, *i.e.* when  $\phi - \phi_0 = \pm\Delta\phi_{\text{well}}/2$ , the approximation for  $a_0$  starts to deviate from the numerical result, as expected. This otherwise confirms the validity of the approach presented here. Notice that since the expression for  $\Delta\phi_{\text{well}}$  comes from saturating the condition (3.37),  $\Delta\phi_{\text{well}}$  in Eq. (3.38) is only defined up to an overall constant of order one, hence so is the case of  $\Lambda_n$  in Eq. (3.44) and of  $a_n$  in Eq. (3.45).

In Fig. 9, we also display the full PDF, computed numerically from solving Eq. (2.15) for the characteristic function and Fourier transforming the result along Eq. (2.14). The result is compared with the leading-tail expansion  $P_\phi(\mathcal{N}) \simeq a_0(\phi)e^{-\Lambda_0\mathcal{N}}$ , where  $\Lambda_0$  and  $a_0$  are obtained numerically from searching for the first pole of the solution to Eq. (2.15). Let us note that, when doing so, the fact that Eq. (3.44) provides a good approximation to the pole location  $\Lambda_0$  turns out to be very convenient, since it sets an initial value around which to look for the pole, which greatly simplifies the computational problem. One can check that the leading-tail expansion provides an excellent approximation to the full PDF on its tail, as expected. On the other hand, the dotted lines, representing the flat approximation given by  $a_0(\phi)$  and  $\Lambda_0$  in Eqs. (3.45) and (3.44) respectively, show that these simple, analytical formulas provide the right order of magnitude for the amplitude and decay rate of the tail.



### 3.4 Tilted inflection-point potentials

We now consider the possibility that the inflection point is not exactly flat, *i.e.*  $v'' = 0$  at  $\phi = \phi_0$  but  $v' \neq 0$ . Tilted-inflection point potentials of this class [79, 80] can be constructed by adding a linear slope to our previous cubic potential (3.35), *i.e.*

$$v(\phi) = v_0 \left[ 1 + \alpha \left( \frac{\phi - \phi_0}{M_{\text{Pl}}} \right) + \beta \left( \frac{\phi - \phi_0}{M_{\text{Pl}}} \right)^3 \right], \quad (3.48)$$

where we assume  $\alpha \geq 0$  and  $\beta \geq 0$ . The region of the potential where quantum diffusion dominates still has to be determined from the criterion (3.37). The quantity  $v''v^2/(v')^2$  vanishes at the inflection point  $x = 0$ . Around this point, if  $\alpha$  and  $\beta$  are small, there is always a slow-roll region where  $v \simeq v_0$ . In this regime,  $v''v^2/(v')^2$  is maximal at  $x = \pm\sqrt{\alpha/\beta}/3$ , where its value is  $9v_0\sqrt{\beta}/(8\alpha^{3/2})$ . Two cases need therefore to be distinguished, depending on whether this quantity is smaller or larger than one.

#### 3.4.1 A single constant-slope well

In the case where

$$\alpha \gg (v_0^2\beta)^{1/3}, \quad (3.49)$$

there is no region where the potential can be approximated as quasi constant, since  $v''v^2/(v')^2$  is never larger than one. So there is no almost-constant quantum well of the kind studied in Sec. 3.1. When  $|x| \ll \sqrt{\alpha/(3\beta)}$  however, the potential slope is almost constant, so the results derived in Sec. 3.2 can be applied, over a field range of width

$$\Delta\phi_{\text{well}} \simeq 2M_{\text{Pl}}\sqrt{\frac{\alpha}{3\beta}}. \quad (3.50)$$

Let us note that this well falls far within the almost constant regime, where both  $\alpha x$  and  $\beta x^3$  are much less than one, if  $\alpha \ll \beta^{1/3}$ , and the potential slow-roll conditions,  $M_{\text{Pl}}v'/v \ll 1$  and  $M_{\text{Pl}}^2v''/v \ll 1$ , reduce to

$$\alpha \ll 1, \quad \alpha\beta \ll 1, \quad (3.51)$$

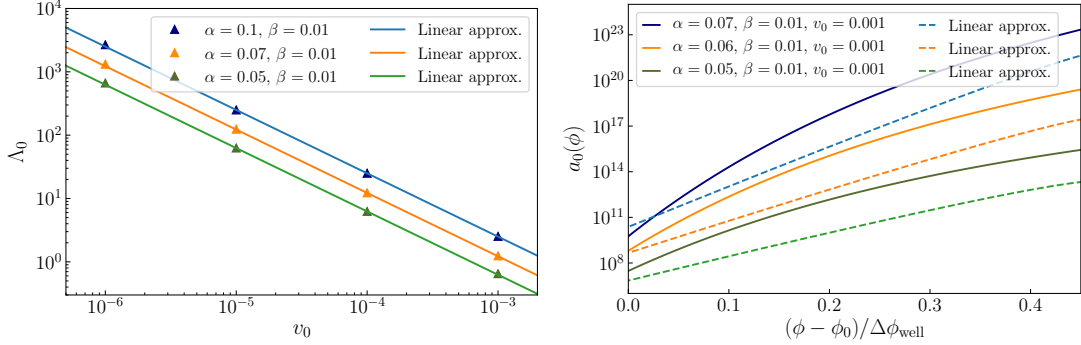
inside the wells.

The relation (3.50) gives rise to  $\Delta\phi_{\text{well}}\alpha/(M_{\text{Pl}}v_0) = 2\alpha^{3/2}/(3\beta v_0)^{1/2}$ , which is much larger than one because of Eq. (3.49). This means that the condition (3.18) is satisfied, hence we are in the wide-well regime. This implies that Eq. (3.17) applies, namely

$$\Lambda_n \simeq \frac{\alpha^2}{4v_0} + \frac{\pi^2 v_0 M_{\text{Pl}}^2}{\Delta\phi_{\text{well}}^2} (n+1)^2, \quad (3.52)$$

together with Eq. (3.19), namely

$$a_n(\phi) \simeq -(-1)^n \frac{\pi v_0 M_{\text{Pl}}^2}{\Delta\phi_{\text{well}}^2} 2(n+1) e^{\frac{\alpha\Delta\phi_{\text{well}}}{2v_0 M_{\text{Pl}}} \left( \frac{\phi - \phi_0}{\Delta\phi_{\text{well}}} + \frac{1}{2} \right)} \sin \left[ \pi(n+1) \left( \frac{\phi - \phi_0}{\Delta\phi_{\text{well}}} - \frac{1}{2} \right) \right], \quad (3.53)$$



**Figure 10.** Tail of the PDF of the number of  $e$ -folds,  $P_\phi(\mathcal{N}) \simeq a_0(\phi)e^{-\Lambda_0\mathcal{N}}$ , for the tilted inflection-point potential (3.48). The left panel displays the decay rate  $\Lambda_0$  as a function of  $v_0$  for a few values of  $\alpha$  and  $\beta$ . The symbols stand for the full numerical results, while the solid lines stand for the linear wide-well approximation, Eq. (3.52). The right panel shows the amplitude  $a_0(\phi)$  for different  $v_0$ ,  $\alpha$  and  $\beta$ . There, the solid lines stand for the full numerical result, and the dashed lines for the linear wide-well approximation, Eq. (3.53). In order to satisfy the slow-roll conditions we choose  $(\phi_{\text{uv}} - \phi_0)/M_{\text{Pl}} = \phi_0/M_{\text{Pl}} = 0.1/\alpha$  and  $\phi_{\text{end}} = 0$ .

with a possible additional correction  $e^{\Lambda_n N_{\text{cl}}}$  if a classical number of  $e$ -folds is realised before or after the well, as in Eq. (3.45). Combined together, Eqs. (3.52) and (3.53) lead to the PDF

$$\begin{aligned}
P_\phi(\mathcal{N}) = & -\frac{\pi v_0 M_{\text{Pl}}^2}{2\Delta\phi_{\text{well}}^2} e^{\frac{\alpha\Delta\phi_{\text{well}}}{2v_0 M_{\text{Pl}}} \left(\frac{\phi - \phi_0}{\Delta\phi_{\text{well}}} + \frac{1}{2}\right)} e^{-\frac{\alpha^2}{4v_0}(\mathcal{N} - N_{\text{cl}})} \\
& \times \vartheta_4' \left[ \frac{\pi}{2} \left( \frac{\phi - \phi_0}{\Delta\phi_{\text{well}}} - \frac{1}{2} \right), e^{-\frac{\pi^2 v_0 M_{\text{Pl}}^2}{\Delta\phi_{\text{well}}^2}(\mathcal{N} - N_{\text{cl}})} \right].
\end{aligned} \tag{3.54}$$

The above approximated formulas for  $\Lambda_0$  and  $a_0$  are compared with a full numerical solution in Fig. 10. On the left panel, one can see that  $\Lambda_0$  is accurately reproduced, while on the right panel, only the generic trend and order of magnitude of  $a_0$  are accounted for. This is because, as already mentioned, the effective values of  $\Delta\phi_{\text{well}}$ , derived from the saturation of the non-classicality criterion (3.37), provide estimates up to factors of order one only. The way they enter the PDF for a flat inflection point, *i.e.* the way  $\Delta\phi_{\text{well}}$  appears in Eq. (3.46), is such that this uncertainty produces order-of-one errors in the amplitude of the PDF. However, for a tilted inflection-point in the regime of Eq. (3.49),  $\Delta\phi_{\text{well}}$  enters exponentially in the amplitude of the PDF, see Eq. (3.53). This implies that these order-one corrections are exponentiated, potentially leading to more substantial corrections in the amplitude of the tail. Let us however stress that our determination of  $\Lambda_n$  does not suffer from this issue, and that, as mentioned above, since it provides a first guess for the location of the pole, it plays a crucial role in the numerical determination of the poles and of their residues.

### 3.4.2 From two quantum wells separated by a constant slope, to a single quantum well

If the condition

$$\alpha \ll (v_0^2 \beta)^{1/3} \quad (3.55)$$

is realised, there exist two regions where  $v''v^2/(v')^2$  is larger than one, namely for  $x \in [-x_+, -x_-]$  and  $x \in [x_-, x_+]$ , where

$$\begin{aligned} x_- &\simeq \frac{\alpha^2}{6\beta v_0} \left( 1 + \frac{\alpha^3}{6\beta v_0^2} + \dots \right), \\ x_+ &\simeq \frac{\Delta\phi_{\text{well}}}{2} \left[ 1 - \left( \frac{2\alpha^3}{3^4\beta v_0^2} \right)^{1/3} + \dots \right], \end{aligned} \quad (3.56)$$

with  $\Delta\phi_{\text{well}}$  given in Eq. (3.38) and where “...” denotes higher powers of  $\alpha^3/(\beta v_0^2)$ . In the limit of Eq. (3.55), one has  $x_- \ll x_+$ , so the two wells are almost adjacent. By computing the relative importance of the terms  $\beta x^3$  and  $\alpha x$  at the point  $\pm x_-$ , one notices that it is proportional to  $\alpha^3/(\beta v_0^2)$ , hence it is very small because of Eq. (3.55). Therefore, in the interval  $[x_-, x_+]$ , the potential is of the quasi constant-slope type. One has therefore three wells in series: a first quasi-constant well between  $x_+$  and  $x_-$ , a quasi constant-slope well between  $x_-$  and  $-x_-$ , and a second quasi-constant well between  $-x_-$  and  $-x_+$ .

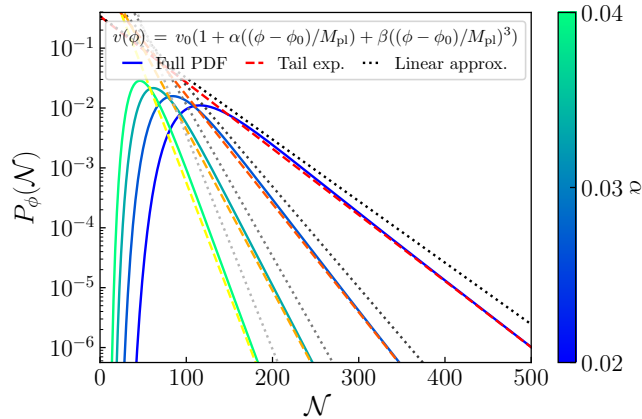
Let us note that, if Eq. (3.55) is satisfied, these wells are far within the almost constant regime where both  $\alpha x$  and  $\beta x^3$  are much less than one, and the potential slow-roll conditions,  $M_{\text{Pl}}v'/v \ll 1$  and  $M_{\text{Pl}}^2v''/v \ll 1$ , reduce to

$$\alpha \ll 1 \quad (3.57)$$

and to Eq. (3.39) inside the wells.

The width of the constant-slope well is given by  $\Delta\phi_{\text{well}}/M_{\text{Pl}} = 2x_- = \alpha^2/(3\beta v_0)$ . One therefore has  $\Delta\phi_{\text{well}}\alpha/(M_{\text{Pl}}v_0) = \alpha^4/(3\beta v_0^2)$ , which is much smaller than one because of Eqs. (3.55) and (3.57). As a consequence, the constant-slope well is in the narrow-well regime, in the sense of Eq. (3.21). According to the considerations of Sec. 3.2, this means that we are in fact in the presence of a quasi-constant potential, so the three wells in series are in effect a single, almost-constant well, with a width given by  $\Delta\phi_{\text{well}} = 2M_{\text{Pl}}x_+$ , *i.e.* by Eq. (3.38). One concludes that, in that case, the same results as those derived in Sec. 3.3 apply.

In summary, when a tilt is introduced into a flat inflection-point model, as long as the slope  $\alpha$  is smaller than the bound (3.55), it has no effect. When it is larger, it changes the almost constant well into an almost constant-slope well, and adds a contribution  $\alpha^2/(4v_0)$  to the eigenvalues, hence suppresses the tails. This can be clearly seen in Fig. 11, where the PDF of the number of  $e$ -folds is shown for various values of the slope  $\alpha$  [notice that, as in Fig. 10, in the linear wide-well approximation, only the order of magnitude of the amplitude of the tail is correctly reproduced, while its decay rate is accurately accounted for, see the discussion below Eq. (3.53)].



**Figure 11.** Probability distribution function of the number of  $e$ -folds  $\mathcal{N}$  realised in the tilted inflection-point potential (3.48), starting from the inflection point  $\phi = \phi_0$ , as a function of the linear slope  $\alpha$ . We compare the full PDF (solid lines) with the leading tail expansion (dashed lines),  $P_\phi(\mathcal{N}) \simeq a_0(\phi)e^{-\Lambda_0\mathcal{N}}$ , and the linear wide-well approximation given by Eq. (3.52) and Eq. (3.53). The  $\alpha$ -term suppresses the tail of the PDF at large  $\mathcal{N}$ . We choose  $v_0 = 5 \cdot 10^{-3}$  and  $\beta = 10^{-3}$ , such that the condition (3.49) applies, and  $(\phi_{\text{uv}} - \phi_0)/M_{\text{Pl}} = \phi_0/M_{\text{Pl}} = 0.1/\alpha$  and  $\phi_{\text{end}} = 0$ .

## 4 Implications for primordial black hole formation

We have seen that quantum diffusion makes the tail of the PDF of the duration of inflation decay exponentially with the number of  $e$ -folds. We have exemplified this phenomenon with several toy models including flat, linear, flat inflection-point and tilted inflection-point potentials. The non-Gaussian nature of the tail of the PDF introduces important differences with the standard classical picture of quasi-Gaussian distributions, which translates into important differences for the predicted amount of PBHs, that we now discuss.

In order to relate the coarse-grained curvature perturbation with the number of  $e$ -folds, one can use the relation (2.10), where the mean number of  $e$ -folds can be computed directly from the characteristic function by making use of Eq. (3.25).<sup>4</sup> By integrating the PDF (2.18) above the threshold  $\mathcal{N}_c = \langle \mathcal{N} \rangle + \zeta_c$ , one obtains from Eq. (1.1) the mass

<sup>4</sup>Alternatively, the mean number of  $e$ -folds can be obtained by solving the differential equation [54]

$$\langle \mathcal{N} \rangle'' - \frac{v_\phi}{v^2} \langle \mathcal{N} \rangle' + \frac{1}{vM_{\text{Pl}}^2} = 0, \quad (4.1)$$

with boundary conditions  $\langle \mathcal{N} \rangle(\phi_{\text{end}}) = \langle \mathcal{N} \rangle'(\phi_{\text{uv}}) = 0$ . This equation follows directly from the definition of the characteristic function (2.13) and the differential equation (2.15) it satisfies. Combining Eqs. (2.17) and (3.25), one also has

$$\langle \mathcal{N}(\phi) \rangle = \sum_n \frac{a_n(\phi)}{\Lambda_n^2}. \quad (4.2)$$

fraction of PBHs,

$$\beta_f(\phi) = \sum_n \frac{1}{\Lambda_n} a_n(\phi) e^{-\Lambda_n[\zeta_c + \langle \mathcal{N} \rangle(\phi)]}. \quad (4.3)$$

This should be contrasted with the standard classical result, where Eq. (2.12) gives rise to

$$\beta_f^{\text{cl}}(\phi) = \frac{\int_{\bar{k}(\phi)}^{k_{\text{end}}} \mathcal{P}_{\zeta, \text{cl}} d \ln k}{\sqrt{2\pi} \zeta_c} \exp \left[ -\frac{\zeta_c^2}{2 \int_{\bar{k}(\phi)}^{k_{\text{end}}} \mathcal{P}_{\zeta, \text{cl}} d \ln k} \right], \quad (4.4)$$

which depends exponentially on the square of  $\zeta_c$ , rather than on  $\zeta_c$  directly as in Eq. (4.3), and which leads to estimates of the mass fraction that can be orders of magnitude away from the actual result (4.3) (see Fig. 14 below for a particular example). Let us now review the potentials discussed in Sec. 3.

**Flat potential** In a flat potential, in the notations of Sec. 3.1, the mean number of  $e$ -folds is given by  $\langle \mathcal{N} \rangle = \mu^2 x(1 - x/2)$ , which also corresponds to the  $\alpha \rightarrow 0$  limit of Eq. (3.26). Using the formulas derived in Sec. 3.1, Eq. (4.3) gives rise to

$$\beta_f(\phi) = \sum_n \frac{4}{(2n+1)\pi} \sin \left[ \frac{\pi}{2} (2n+1)x \right] e^{-\pi^2(n+\frac{1}{2})^2 \left[ \frac{\zeta_c}{\mu^2} + x(1-\frac{x}{2}) \right]}. \quad (4.5)$$

This expression is always well approximated by its first term, and one can see that for PBHs not to be over produced, one needs to impose

$$\mu \ll \sqrt{\zeta_c}, \quad (4.6)$$

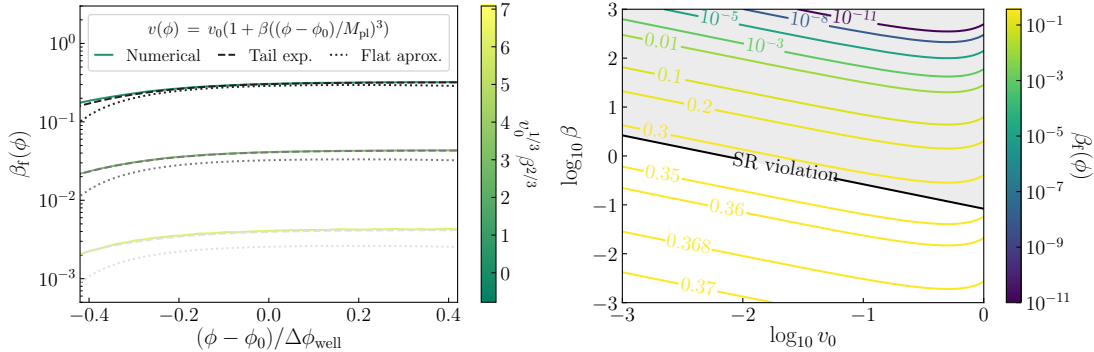
in agreement with the conclusions of Ref. [62]. This places an upper bound on the width, or a lower bound on the height, of flat sections in the potential.

**Constant-slope potential** In a constant-slope potential, two regimes have to be distinguished. In the narrow-well regime, defined by Eq. (3.21), the same results as for the flat potential apply, and one recovers Eq. (4.6). In the wide-well regime, defined by Eq. (3.18), the mean number of  $e$ -folds is given by Eq. (3.24), and using the results of Sec. 3.2, Eq. (4.3) gives rise to

$$\begin{aligned} \beta_f^{\text{wide}}(\phi) &= \frac{8v_0\pi}{\alpha^2\mu^2} \frac{e^{\frac{\alpha}{4v_0} \left( \frac{\phi_{\text{UV}}}{M_{\text{Pl}}} x - \alpha\zeta_c \right)}}{1 + 4\pi^2 \frac{v_0^2 M_{\text{Pl}}^2}{\alpha^2 \phi_{\text{UV}}^2} (n+1)^2} \\ &\times \sum_n (-1)^{n+1} (n+1) \sin[\pi(n+1)(x-1)] e^{-\pi^2(n+1)^2 \left( \frac{\zeta_c}{\mu^2} + x \frac{v_0 M_{\text{Pl}}}{\alpha \phi_{\text{UV}}} \right)}. \end{aligned} \quad (4.7)$$

In the limit of Eq. (3.18), the argument of the overall exponential always dominates over the one of the exponential in the sum (at least for the first few terms), so in order to avoid overproduction of PBHs in this model, one must have

$$\alpha \gg \max \left( \sqrt{v_0}, \frac{\phi_{\text{UV}}}{M_{\text{Pl}}} \right). \quad (4.8)$$



**Figure 12.** PBH abundance  $\beta_f(\phi)$  in a flat inflection-point potential. Left panel:  $\beta_f(\phi)$  is displayed as a function of the initial field value  $\phi$  for  $\zeta_c = 1$  and different choices of the combination of parameters  $v_0\beta^2$ , which controls the tail of the PDF, see Eq. (4.9). The solid lines stand for a full numerical result, the dashed lines for the numerical result if only the dominant term is kept in the tail expansion (4.3), and the dotted lines to the constant-well approximation, *i.e.* to Eq. (4.5) with  $\mu$  given by Eq. (4.9). For the plot we fix  $v_0 = 10^{-2}$  and vary  $\beta$ . Right panel: Contour plot of  $\beta_f(\phi)$  as a function of the parameters  $v_0$  and  $\beta$  for  $\zeta_c = 1$ . The grey shaded region corresponds to where the slow-roll approximation does not hold across the entire range  $\phi_0 - \Delta\phi_{\text{well}}/2$  to  $\phi_0 + \Delta\phi_{\text{well}}/2$ , *i.e.* to where Eq. (3.39) is not satisfied. One can see that, when slow roll is satisfied, PBHs are overproduced.

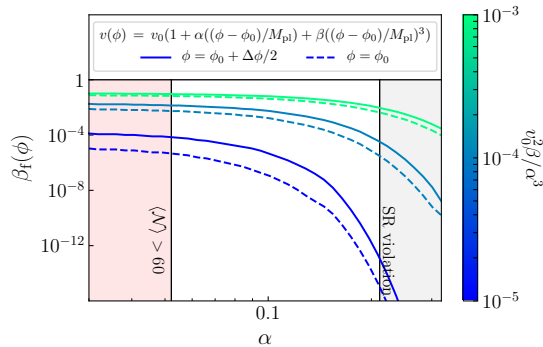
**Flat inflection-point potential** As explained in Sec. 3.3, a flat inflection-point potential is equivalent to a flat potential with  $\Delta\phi_{\text{well}}$  given by Eq. (3.38), *i.e.*  $\mu$  given by

$$\mu^2 = 4 \left( \frac{2}{3\beta\sqrt{v_0}} \right)^{2/3}. \quad (4.9)$$

This parameter is necessarily large because of the slow-roll condition (3.39), so according to the above considerations, see Eq. (4.6),  $\beta_f$  is large in this model, which is confirmed by the numerical results displayed in Fig. 12. We therefore reach the interesting conclusion that PBHs are always overproduced in a flat inflection point potential, if one approaches the inflection point along the slow-roll attractor.

This is also consistent with the results of Ref. [62], see Sec. 5.4 of that reference, where the same conclusion was reached for potentials of the type  $v = v_0(1 + \alpha\phi^p)$ , although these potentials were restricted to positive field values. This suggests that our findings are independent of the order of the polynomial (here cubic) that realises the flat inflection point.

**Tilted inflection-point potential** If the inflection-point potential is tilted with a slope  $\alpha$  smaller than the upper bound (3.55), the effect of the slope is negligible and one recovers a quasi flat inflection-point potential, which we just saw overproduces PBHs. If  $\alpha$  is larger however, such that the condition (3.49) is satisfied, one recovers an almost constant-slope potential in the wide-well regime, with  $\Delta\phi_{\text{well}}$  given by Eq. (3.50). This implies that  $\alpha M_{\text{Pl}}/\Delta\phi_{\text{well}} \propto \sqrt{\alpha\beta}$ , which is much smaller than one because of Eq. (3.51).

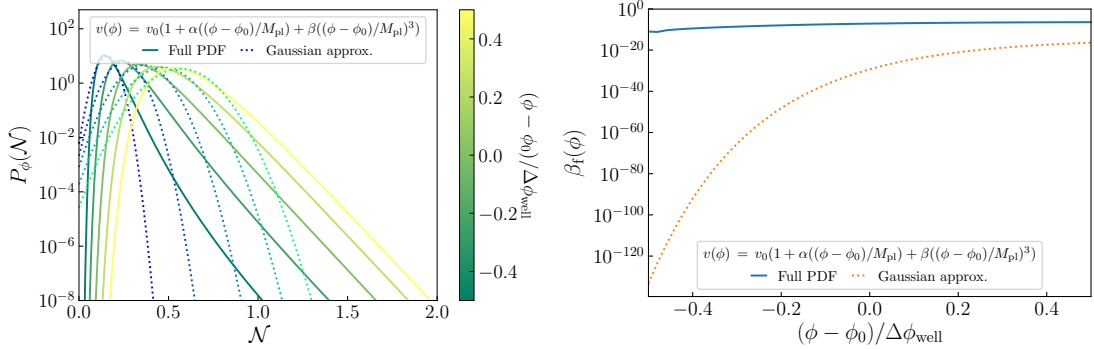


**Figure 13.** PBH abundance  $\beta_f(\phi)$  for a tilted-inflection point potential as a function of the slope  $\alpha$  for  $\zeta_c = 1$ . The combination  $v_0^2\beta/\alpha^3$  is shown in the colour bar, and is such that the condition (3.49) applies (otherwise, the model would be equivalent to a flat inflection-point potential). We set  $\beta = 50\alpha^3$ . For reference, we shade in grey the region where  $\alpha \cdot \beta > 0.1$  and the slow-roll condition, Eq. (3.51), is violated. Then, for this example the mean number  $e$ -folds to cross the inflection point is given by  $\langle \mathcal{N} \rangle \sim 1/6\alpha^2$ . We shade in red the region where the crossing time is larger than 60  $e$ -folds. The bounds  $\phi_{\text{end}}$  and  $\phi_{\text{uv}}$  are set according to  $\phi_{\text{uv}} - \phi_0 = \phi_0 = 0.1M_{\text{Pl}}/\alpha$  and  $\phi_{\text{end}} = 0$ . We also evaluate  $\beta_f(\phi)$  at different initial field values  $\phi$  indicated by the solid/dashed lines. For this range of  $v_0^2\beta/\alpha^3$  we thus verify numerically that one either overproduces PBHs or violates the slow-roll condition.

Therefore, the second of the conditions (4.8) is not satisfied, and PBHs are overproduced too. This is confirmed by the numerical results of Fig. 13 where one can check that, when  $\beta = 50\alpha^3$  and  $v_0^2\beta/\alpha^3 > 10^{-5}$ ,  $\beta_f(\phi) \gtrsim 10^{-16}$  as soon as the slow-roll conditions are satisfied [which here are taken to be  $\alpha \cdot \beta = 0.1$ , see Eq. (3.51)]. We also highlight in red the region where the mean number of  $e$ -folds taken to cross the inflection point is larger than 60, which is inconsistent with CMB observations. It is to be noted that as  $v_0^2\beta/\alpha^3$  is reduced, the distance between the poles of the characteristic function decreases, and one approaches a continuum of eigenvalues  $\Lambda_n$ . Higher-order terms in the expansion (2.11) then become important, and we find the PBH abundance to be smaller than what the leading term alone would suggest. As a consequence, although it remains true that in general, PBHs are overproduced if one approaches the inflection point without violating slow roll, it may be possible to design fine-tuned situations where slow roll is only mildly violated and the overproduction problem is avoided. In addition, we compare in Fig. 14 the PBH abundance obtained by solving the full PDF, with the Gaussian approximation. Because the latter does not capture the exponential tail, it underestimates  $\beta_f$  by many orders of magnitude.

## 5 Discussion

Primordial curvature perturbations set the initial conditions for the standard model of cosmology. At large scales they determine the seeds of the cosmic structures we observe in the anisotropies of the CMB. This gives us precise measurements of the amplitude and



**Figure 14.** Comparison of the full calculation of the probability density function (PDF) of the curvature perturbations with the Gaussian approximation. On the left panel we present the PDF as a function of the number of e-folds  $\mathcal{N}$  for different initial field values  $\phi$ . The Gaussian approximation does not capture the exponential decay of the tail. As shown in the right panel, this leads to a very significant difference in the abundance of PBHs  $\beta_f(\phi)$ . For this example we have chosen a tilted inflection-point potential with  $v_0 = 10^{-3}$ ,  $\alpha = 0.24$ ,  $\beta = 9$ ,  $\phi_{\text{uv}} - \phi_0 = \phi_0 = 0.7M_{\text{Pl}}/\alpha$  and  $\phi_{\text{end}} = 0$ , consistent with the slow-roll approximation.

tilt of the primordial power spectrum, as well as constraints on the leading-order non-Gaussian corrections, in the  $\sim 7$   $e$ -folds range of inflation where the scales observed in the CMB cross out the Hubble radius. At small scales, however, non-linear structures in the universe prevent us from probing the nature of the primordial fluctuations. This leaves most of the inflationary potential after the CMB scales are generated unconstrained.

One possible tracer of the late-time inflationary evolution is PBHs. If the curvature perturbations are sufficiently large, they collapse upon horizon reentry during the radiation-dominated era. Their mass is associated with the horizon size at the time of reentry, which can be linked to the time when the curvature perturbations are generated during inflation. Therefore, by measuring the abundance of PBHs and their mass spectrum one could reconstruct the behavior of the primordial curvature perturbations at scales much smaller than those probed by the CMB.

Since PBHs form from rare, large curvature perturbations, in this work we have explored how to properly compute the tail of their distributions. We have developed a novel approach to compute these tails, from the poles and residues of the characteristic function that is derived in the stochastic- $\delta N$  formalism. Contrary to the standard, classical calculation, in which the tails decay in a Gaussian way (with possible polynomial modulations, if  $f_{\text{NL}}$  or  $g_{\text{NL}}$ -type corrections are included), we have found that these tails have in fact an exponential decay.

Let us mention that some inflationary models are already known to display a  $\chi$ -square statistics for the curvature perturbation, such as models of axion inflation in which the gauge field sources the curvature perturbations [40], and that the implications of a  $\chi$ -square distribution for the gravitational wave signature have been studied in detail in Ref. [41]. However, here, the presence of exponential tails has been found even in single-field, slow-roll inflationary scenarios. For such models, we have found simple analytical



approximations that capture the behaviour of the tails of the PDF, as well as developed efficient numerical techniques to compute them precisely. This allowed us to properly estimate the abundance of PBHs associated with each model. Note that because of the exponential decay of the tail, the difference with the Gaussian approximation can be of many orders of magnitude as we exemplify in Fig. 14.

We have found that potentials featuring regions where quantum diffusion dominates over the classical roll of the field can be either approximated by locally constant potentials, or by locally constant-slope potentials. In the first case, the requirement that PBHs are not overproduced places an upper bound on the squared width of the flat region, divided by its height, see Eq. (4.6). In the second case, both the width and the height are bounded from above, see Eq. (4.8). When applied to inflection-point potentials, regardless of whether the inflection point is flat or tilted, these conditions cannot be satisfied unless slow roll is violated when approaching the inflection point. This is therefore one of the main results of our work: inflection-point models that do not feature slow-roll violations overproduce PBHs.

Natural extensions of this work would therefore be to consider potentials in which the field trajectories leave the inflationary slow-roll attractor. As explained in Sec. 2, the stochastic- $\delta N$  formalism can be formulated in full phase space [76, 81], in which the pole and residue approach presented here still applies. Similarly, multiple-field scenarios could be analysed with the same techniques.

Finally, it is important to emphasise the universality of our results. The tail of the distribution function of the coarse-grained curvature perturbation  $\zeta_{\text{cg}}$  induces non-Gaussian deviations, in the form of exponential tails, on *all scales*, with amplitude  $a_n(\phi)$  and exponential decay  $\Lambda_n$ . This is because, in a given inflationary model,  $\Lambda_n$  is fixed (it does not depend on  $\phi$ ) while  $a_n(\phi)$  depends on the scale at which  $\zeta_{\text{cg}}$  exits the Hubble radius. Therefore, there is an exponential tail across the whole spectrum of modes, with the same decay rate, although its amplitude depends on the specific inflationary dynamics associated with each scale. For plateau-like potentials for instance, these non-Gaussian effects may be significantly relevant, as in the case of quasi-inflection point models for PBH production.

Even if on large scales (probed in the CMB and in the large-scale structures), the effect of exponential tails may be negligible in most models (although this remains to be checked explicitly), on intermediate scales, corresponding to small halos, e.g. Lyman-alpha scales, or even smaller, like ultra-compact mini halos, the exponential tail effects may become very relevant. In particular, they could induce an enhancement of the non-linear collapse of structures on small scales that could have important consequences for large-scale structure formation, and thus for interpreting data from future surveys like DESI, Euclid and LSST.

## Acknowledgments

We are thankful to Sebastien Clesse, Wayne Hu, Sam Passaglia, Chris Pattison and David Wands for their comments on the draft. We would also like to thank Nahid

Ahmadi, Zahra Ahmadi, Niloufar Feyz, Mahdiyar Noorbala and Borna Salehian for their insightful comments on Sec. 2.2, see footnotes 2 and 3. JME is supported by NASA through the NASA Hubble Fellowship grant HST-HF2-51435.001-A awarded by the Space Telescope Science Institute, which is operated by the Association of Universities for Research in Astronomy, Inc., for NASA, under contract NAS5-26555. He is also supported by the Kavli Institute for Cosmological Physics through an endowment from the Kavli Foundation and its founder Fred Kavli. VV acknowledges funding from the European Union’s Horizon 2020 research and innovation programme under the Marie Skłodowska-Curie grant agreement N<sup>o</sup> 750491. The authors acknowledge support from the Research Project FPA2015-68048-03-3P (MINECO-FEDER) and the Centro de Excelencia Severo Ochoa Program SEV- 2016-0597.

## A Coarse-grained curvature perturbation

If a large fluctuation of the curvature perturbation appears across a Hubble patch, this patch may collapse and form a black hole. For causality reasons, it is often argued that whether or not this occurs can only depend on the value of the curvature perturbation inside the patch. This is why the coarse-grained curvature perturbation, defined as the mean value of the curvature perturbation over a Hubble patch, of comoving volume  $(aH)^3$ , is usually considered,

$$\zeta_{\text{cg}}(\mathbf{x}) = (aH)^3 \int d\mathbf{y} \zeta(\mathbf{y}) W(aH|\mathbf{y} - \mathbf{x}|), \quad (\text{A.1})$$

where  $W$  is a window function such that  $W(x) \simeq 1$  if  $x \ll 1$  and  $W(x) \simeq 0$  if  $x \gg 1$ , and normalised in the sense that  $4\pi \int_0^\infty x^2 W(x) dx = 1$ , such that after coarse graining, a constant field remains a constant field of the same value. A usual criterion for PBH formation is that when  $\zeta_{\text{cg}}(\mathbf{x})$  exceeds a certain threshold  $\zeta_c$ , the Hubble patch centred on  $\mathbf{x}$  collapses and forms a black hole.

The Fourier transform of this coarse-grained curvature perturbation is given by

$$\zeta_{\text{cg}}(\mathbf{k}) = \zeta(\mathbf{k}) \underbrace{4\pi \left(\frac{aH}{k}\right)^3 \int_0^\infty W\left(\frac{aH}{k}u\right) \sin(u) u du}_{\widetilde{W}\left(\frac{k}{aH}\right)}, \quad (\text{A.2})$$

which defines  $\widetilde{W}$ , that shares similar properties with  $W$ . Indeed, when  $aH/k \gg 1$ , the values of  $u$  such that  $W\left(\frac{aH}{k}u\right)$  is not close to zero are very small, so one can replace  $\sin(u) \simeq u$  in the integral over  $u$ , and using the normalisation condition stated above, one obtains  $\widetilde{W}[k/(aH)] \simeq 1$  in that limit. In the opposite limit, when  $aH/k \ll 1$ , since  $W$  is roughly 1 until  $u \sim k/(aH)$ , the integral over  $u$  in Eq. (A.2) is of order  $k/(aH)$ , hence  $\widetilde{W}[k/(aH)] \propto (aH/k)^2 \ll 1$ .

The details of  $\widetilde{W}$  between these two limits depend on those of  $W$ . For instance, if  $W$  is a Heaviside step function,

$$W(x) = \frac{3}{4\pi} \theta(1 - x), \quad (\text{A.3})$$

where  $\theta(x) = 1$  if  $x > 0$  and 0 otherwise, and where the pre-factor is set in such a way that the above normalisation condition is satisfied, Eq. (A.2) gives rise to

$$\widetilde{W}\left(\frac{k}{aH}\right) = 3\left(\frac{aH}{k}\right)^3 \left[ \sin\left(\frac{k}{aH}\right) - \frac{k}{aH} \cos\left(\frac{k}{aH}\right) \right], \quad (\text{A.4})$$

which verifies the two limits given above.

There is some freedom in the choice of the window function, and different window functions can lead to rather different results for the PBH abundance [82]. In fact, comparing the locally coarse-grained curvature perturbation with a certain threshold is only an approximated procedure. More realistic approaches incorporate the full real-space profile of the density contrast across the inhomogeneity, either numerically or by studying the compaction function [83–86]. Although such analyses reveal the existence of a variety of different situations, depending on the details of the density profile, in most cases the scales that contribute most to forming a PBH of mass  $M$  are those around the Hubble radius when it contains that mass: much smaller scales average out inside the inhomogeneity, as the calculation above indicates, and much larger scales simply rescale the local amplitude of the background density. For this reason, we consider a coarse-grained field made up of scales “around” the Hubble radius only,

$$\zeta_{\text{cg}}(\mathbf{x}) = (2\pi)^{-3/2} \int_{k \sim aH} d\mathbf{k} \zeta_{\mathbf{k}} e^{i\mathbf{k}\cdot\mathbf{x}}. \quad (\text{A.5})$$

In this expression, “ $k \sim aH$ ” implies the existence of a window function. For simplicity, we consider

$$\zeta_{\text{cg}}(\mathbf{x}) = (2\pi)^{-3/2} \int_{aH < k < a_{\text{end}} H_{\text{end}}} d\mathbf{k} \zeta_{\mathbf{k}} e^{i\mathbf{k}\cdot\mathbf{x}}, \quad (\text{A.6})$$

*i.e.* a top hat window function in Fourier space, that selects out modes comprised between the Hubble scale at the time of formation and the one at the end of inflation. Since we consider scales that are generated a few  $e$ -folds before the end of inflation, we are integrating over a few  $e$ -folds of scales as we should. Obviously, the details of the window function (its shape and the precise range of scales) are arbitrary, but what makes this choice convenient is that Eq. (A.6) coincides with the coarse-grained fluctuation in the number of  $e$ -folds computed in the stochastic- $\delta N$  formalism, see Sec. 2.1. Needless to say, one could use another choice of window function and define the coarse-grained curvature perturbation differently. This would imply to coarse grain the fields differently in the stochastic inflation formalism. For instance, if a smooth  $\widetilde{W}$  function is employed, the stochastic noise contains contributions from different modes, so the same mode contributes to the realisation of the noise at different times, and the noise becomes coloured. While coloured noises can be dealt with in the stochastic inflation formalism (see *e.g.* Refs. [87–90]), they are technically more challenging, which explains our choice.

Let us finally note that, in practice, the statistics of the number of  $e$ -folds starting from a fixed field configuration is computed in this work. However, since different regions of the universe realise different amounts of expansion between that field configuration and the end of inflation, a certain fixed physical scale emerges at different field configurations

in different patches of the universe. Therefore, the statistics we compute is not exactly the one of the curvature perturbation coarse-grained at a fixed physical scale. However, given the uncertainties in the coarse-graining procedure mentioned above, this fine effect is clearly beyond the precision of the present treatment for determining the abundance of PBHs.

## B Solving the equivalent eigenvalue problem

The tail of the PDF is determined by the poles and residues of the characteristic function. As we have discussed in Sec. 2.3, computing the tail of the PDF can be achieved similarly by solving an eigenvalue problem for the eigenfunctions  $\Psi_n$  and eigenvalues  $\Lambda_n$ , that satisfy the equation

$$\Psi_n'' - \frac{v_\phi}{v^2} \Psi_n' + \frac{\Lambda_n}{v} \Psi_n = 0 \quad (\text{B.1})$$

with boundary conditions

$$\Psi_n(\phi_{\text{end}}) = 0, \quad (\text{B.2})$$

$$\Psi_n'(\phi_{\text{uv}}) = 0. \quad (\text{B.3})$$

For generic potentials, this equation does not have an analytic solution. However, one can solve it using an adiabatic (or WKB) approximation. First, the friction term, proportional to  $v_\phi$ , can be absorbed through the field redefinition

$$\Psi_n = e^{\frac{1}{2} \int \frac{v_\phi}{v^2} d\phi} \tilde{\Psi}_n. \quad (\text{B.4})$$

In this way, Eq. (B.1) becomes

$$\tilde{\Psi}_n'' + \left[ \frac{\Lambda_n}{v} - \frac{1}{4} \left( \frac{v_\phi}{v^2} \right)^2 + \frac{1}{2} \left( \frac{v_\phi}{v^2} \right)' \right] \tilde{\Psi}_n = 0, \quad (\text{B.5})$$

which can be solved in plane waves whenever the frequency is slowly varying. In that regime, the solution reads

$$\Psi_n = e^{\frac{1}{2} \int \frac{v_\phi}{v^2} d\phi} \left( \alpha_n e^{i \int \theta_n d\phi} + \beta_n e^{-i \int \theta_n d\phi} \right), \quad (\text{B.6})$$

where the phase  $\theta_n$  reads

$$\theta_n^2 = \frac{\Lambda_n}{v} - \frac{1}{4} \left( \frac{v_\phi}{v^2} \right)^2 + \frac{1}{2} \left( \frac{v_\phi}{v^2} \right)'. \quad (\text{B.7})$$

The first boundary condition imposes

$$\alpha_n = -\beta_n, \quad (\text{B.8})$$

so that the eigenfunctions are given by

$$\Psi_n = 2i\alpha_n e^{\frac{1}{2} \int \frac{v_\phi}{v^2} d\phi} \sin \left( \int \theta_n d\phi \right). \quad (\text{B.9})$$

The second boundary condition determines a transcendental equation for the eigenvalues  $\Lambda_n$ ,

$$\tan \left[ \int_{\phi_{\text{end}}}^{\phi_{\text{uv}}} \theta_n(\phi) d\phi \right] = -2 \frac{v^2(\phi_{\text{uv}})}{v_\phi(\phi_{\text{uv}})} \theta_n(\phi_{\text{uv}}). \quad (\text{B.10})$$

This expression provides a better approximation than the almost constant approximation applied to a vacuum-dominated potential with a constant slope in Sec. 3.2, see Eq. (3.16). However, one does not avoid having to solve a transcendental equation to obtain the eigenvalues.

## References

- [1] A. A. Starobinsky, *Spectrum of relict gravitational radiation and the early state of the universe*, *JETP Lett.* **30** (1979) 682–685.
- [2] A. A. Starobinsky, *A New Type of Isotropic Cosmological Models Without Singularity*, *Phys. Lett.* **B91** (1980) 99–102.
- [3] A. H. Guth, *The Inflationary Universe: A Possible Solution to the Horizon and Flatness Problems*, *Phys. Rev.* **D23** (1981) 347–356.
- [4] A. D. Linde, *A New Inflationary Universe Scenario: A Possible Solution of the Horizon, Flatness, Homogeneity, Isotropy and Primordial Monopole Problems*, *Phys.Lett.* **B108** (1982) 389–393.
- [5] A. Albrecht and P. J. Steinhardt, *Cosmology for Grand Unified Theories with Radiatively Induced Symmetry Breaking*, *Phys. Rev. Lett.* **48** (1982) 1220–1223.
- [6] A. D. Linde, *Chaotic Inflation*, *Phys. Lett.* **B129** (1983) 177–181.
- [7] V. F. Mukhanov and G. Chibisov, *Quantum Fluctuation and Nonsingular Universe.*, *JETP Lett.* **33** (1981) 532–535.
- [8] V. F. Mukhanov and G. Chibisov, *The Vacuum energy and large scale structure of the universe*, *Sov.Phys.JETP* **56** (1982) 258–265.
- [9] A. A. Starobinsky, *Dynamics of Phase Transition in the New Inflationary Universe Scenario and Generation of Perturbations*, *Phys. Lett.* **117B** (1982) 175–178.
- [10] A. H. Guth and S. Pi, *Fluctuations in the New Inflationary Universe*, *Phys. Rev. Lett.* **49** (1982) 1110–1113.
- [11] S. Hawking, *The Development of Irregularities in a Single Bubble Inflationary Universe*, *Phys.Lett.* **B115** (1982) 295.
- [12] J. M. Bardeen, P. J. Steinhardt and M. S. Turner, *Spontaneous Creation of Almost Scale - Free Density Perturbations in an Inflationary Universe*, *Phys. Rev.* **D28** (1983) 679.
- [13] PLANCK collaboration, Y. Akrami et al., *Planck 2018 results. I. Overview and the cosmological legacy of Planck*, **1807.06205**.
- [14] EUCLID THEORY WORKING GROUP collaboration, L. Amendola et al., *Cosmology and fundamental physics with the Euclid satellite*, *Living Rev. Rel.* **16** (2013) 6, [[1206.1225](#)].
- [15] L. Amendola et al., *Cosmology and fundamental physics with the Euclid satellite*, *Living Rev. Rel.* **21** (2018) 2, [[1606.00180](#)].

- [16] PLANCK collaboration, N. Aghanim et al., *Planck 2018 results. VI. Cosmological parameters*, [1807.06209](#).
- [17] PLANCK collaboration, Y. Akrami et al., *Planck 2018 results. IX. Constraints on primordial non-Gaussianity*, [1905.05697](#).
- [18] B. J. Carr and S. W. Hawking, *Black holes in the early Universe*, *Mon. Not. Roy. Astron. Soc.* **168** (1974) 399–415.
- [19] J. García-Bellido, A. D. Linde and D. Wands, *Density perturbations and black hole formation in hybrid inflation*, *Phys. Rev.* **D54** (1996) 6040–6058, [[astro-ph/9605094](#)].
- [20] R. Bean and J. Magueijo, *Could supermassive black holes be quintessential primordial black holes?*, *Phys. Rev.* **D66** (2002) 063505, [[astro-ph/0204486](#)].
- [21] S. Clesse and J. García-Bellido, *Massive Primordial Black Holes from Hybrid Inflation as Dark Matter and the seeds of Galaxies*, *Phys. Rev.* **D92** (2015) 023524, [[1501.07565](#)].
- [22] B. Carr and J. Silk, *Primordial Black Holes as Generators of Cosmic Structures*, *Mon. Not. Roy. Astron. Soc.* **478** (2018) 3756–3775, [[1801.00672](#)].
- [23] S. Clesse and J. García-Bellido, *Seven Hints for Primordial Black Hole Dark Matter*, *Phys. Dark Univ.* **22** (2018) 137–146, [[1711.10458](#)].
- [24] B. Carr, S. Clesse, J. García-Bellido and F. Kuhnel, *Cosmic Conundra Explained by Thermal History and Primordial Black Holes*, [1906.08217](#).
- [25] LIGO SCIENTIFIC, VIRGO collaboration, B. P. Abbott et al., *Observation of Gravitational Waves from a Binary Black Hole Merger*, *Phys. Rev. Lett.* **116** (2016) 061102, [[1602.03837](#)].
- [26] S. Bird, I. Cholis, J. B. Muoz, Y. Ali-Hamoud, M. Kamionkowski, E. D. Kovetz et al., *Did LIGO detect dark matter?*, *Phys. Rev. Lett.* **116** (2016) 201301, [[1603.00464](#)].
- [27] S. Clesse and J. García-Bellido, *The clustering of massive Primordial Black Holes as Dark Matter: measuring their mass distribution with Advanced LIGO*, *Phys. Dark Univ.* **15** (2017) 142–147, [[1603.05234](#)].
- [28] M. Sasaki, T. Suyama, T. Tanaka and S. Yokoyama, *Primordial Black Hole Scenario for the Gravitational-Wave Event GW150914*, *Phys. Rev. Lett.* **117** (2016) 061101, [[1603.08338](#)].
- [29] P. Meszaros, *Primeval black holes and galaxy formation*, *Astron. Astrophys.* **38** (1975) 5–13.
- [30] B. J. Carr, K. Kohri, Y. Sendouda and J. Yokoyama, *New cosmological constraints on primordial black holes*, *Phys. Rev.* **D81** (2010) 104019, [[0912.5297](#)].
- [31] B. Carr, M. Raidal, T. Tenkanen, V. Vaskonen and H. Veerme, *Primordial black hole constraints for extended mass functions*, *Phys. Rev.* **D96** (2017) 023514, [[1705.05567](#)].
- [32] B. Carr, F. Kuhnel and M. Sandstad, *Primordial Black Holes as Dark Matter*, *Phys. Rev.* **D94** (2016) 083504, [[1607.06077](#)].
- [33] J. García-Bellido, *Massive Primordial Black Holes as Dark Matter and their detection with Gravitational Waves*, *J. Phys. Conf. Ser.* **840** (2017) 012032, [[1702.08275](#)].
- [34] M. Sasaki, T. Suyama, T. Tanaka and S. Yokoyama, *Primordial black holes? perspectives in gravitational wave astronomy*, *Class. Quant. Grav.* **35** (2018) 063001, [[1801.05235](#)].

- [35] B. J. Carr, *The primordial black hole mass spectrum*, *ApJ* **201** (Oct., 1975) 1–19.
- [36] A. Gangui, F. Lucchin, S. Matarrese and S. Mollerach, *The Three point correlation function of the cosmic microwave background in inflationary models*, *Astrophys. J.* **430** (1994) 447–457, [[astro-ph/9312033](#)].
- [37] C. T. Byrnes, E. J. Copeland and A. M. Green, *Primordial black holes as a tool for constraining non-Gaussianity*, *Phys. Rev.* **D86** (2012) 043512, [[1206.4188](#)].
- [38] S. Young and C. T. Byrnes, *Primordial black holes in non-Gaussian regimes*, *JCAP* **1308** (2013) 052, [[1307.4995](#)].
- [39] S. Young, D. Regan and C. T. Byrnes, *Influence of large local and non-local bispectra on primordial black hole abundance*, *JCAP* **1602** (2016) 029, [[1512.07224](#)].
- [40] J. García-Bellido, M. Peloso and C. Unal, *Gravitational waves at interferometer scales and primordial black holes in axion inflation*, *JCAP* **1612** (2016) 031, [[1610.03763](#)].
- [41] J. García-Bellido, M. Peloso and C. Unal, *Gravitational Wave signatures of inflationary models from Primordial Black Hole Dark Matter*, *JCAP* **1709** (2017) 013, [[1707.02441](#)].
- [42] J. M. Ezquiaga and J. Garca-Bellido, *Quantum diffusion beyond slow-roll: implications for primordial black-hole production*, *JCAP* **1808** (2018) 018, [[1805.06731](#)].
- [43] G. Franciolini, A. Kehagias, S. Matarrese and A. Riotto, *Primordial Black Holes from Inflation and non-Gaussianity*, *JCAP* **1803** (2018) 016, [[1801.09415](#)].
- [44] R.-g. Cai, S. Pi and M. Sasaki, *Gravitational Waves Induced by non-Gaussian Scalar Perturbations*, *Phys. Rev. Lett.* **122** (2019) 201101, [[1810.11000](#)].
- [45] S. Passaglia, W. Hu and H. Motohashi, *Primordial black holes and local non-Gaussianity in canonical inflation*, *Phys. Rev.* **D99** (2019) 043536, [[1812.08243](#)].
- [46] S. Young, I. Musco and C. T. Byrnes, *Primordial black hole formation and abundance: contribution from the non-linear relation between the density and curvature perturbation*, *JCAP* **1911** (2019) 012, [[1904.00984](#)].
- [47] V. De Luca, G. Franciolini, A. Kehagias, M. Peloso, A. Riotto and C. nal, *The Ineludible non-Gaussianity of the Primordial Black Hole Abundance*, *JCAP* **1907** (2019) 048, [[1904.00970](#)].
- [48] G. Panagopoulos and E. Silverstein, *Primordial Black Holes from non-Gaussian tails*, [1906.02827](#).
- [49] C.-M. Yoo, J.-O. Gong and S. Yokoyama, *Abundance of primordial black holes with local non-Gaussianity in peak theory*, *JCAP* **1909** (2019) 033, [[1906.06790](#)].
- [50] B. Carr, S. Clesse and J. Garca-Bellido, *Primordial black holes, dark matter and hot-spot electroweak baryogenesis at the quark-hadron epoch*, [1904.02129](#).
- [51] K. Enqvist, S. Nurmi, D. Podolsky and G. I. Rigopoulos, *On the divergences of inflationary superhorizon perturbations*, *JCAP* **0804** (2008) 025, [[0802.0395](#)].
- [52] T. Fujita, M. Kawasaki, Y. Tada and T. Takesako, *A new algorithm for calculating the curvature perturbations in stochastic inflation*, *JCAP* **1312** (2013) 036, [[1308.4754](#)].
- [53] T. Fujita, M. Kawasaki and Y. Tada, *Non-perturbative approach for curvature perturbations in stochastic  $\delta N$  formalism*, *JCAP* **1410** (2014) 030, [[1405.2187](#)].

- [54] V. Vennin and A. A. Starobinsky, *Correlation Functions in Stochastic Inflation*, *Eur. Phys. J. C* **75** (2015) 413, [[1506.04732](#)].
- [55] M. Kawasaki and Y. Tada, *Can massive primordial black holes be produced in mild waterfall hybrid inflation?*, *JCAP* **1608** (2016) 041, [[1512.03515](#)].
- [56] H. Assadullahi, H. Firouzjahi, M. Noorbala, V. Vennin and D. Wands, *Multiple Fields in Stochastic Inflation*, *JCAP* **1606** (2016) 043, [[1604.04502](#)].
- [57] V. Vennin, H. Assadullahi, H. Firouzjahi, M. Noorbala and D. Wands, *Critical Number of Fields in Stochastic Inflation*, *Phys. Rev. Lett.* **118** (2017) 031301, [[1604.06017](#)].
- [58] L. Pinol, S. Renaux-Petel and Y. Tada, *Inflationary stochastic anomalies*, *Class. Quant. Grav.* **36** (2019) 07LT01, [[1806.10126](#)].
- [59] A. A. Starobinsky, *Stochastic de Sitter (inflationary) stage in the early Universe*, *Lect. Notes Phys.* **246** (1986) 107–126.
- [60] A. D. Linde, D. A. Linde and A. Mezhlumian, *From the Big Bang theory to the theory of a stationary universe*, *Phys. Rev.* **D49** (1994) 1783–1826, [[gr-qc/9306035](#)].
- [61] A. A. Starobinsky and J. Yokoyama, *Equilibrium state of a selfinteracting scalar field in the De Sitter background*, *Phys. Rev.* **D50** (1994) 6357–6368, [[astro-ph/9407016](#)].
- [62] C. Pattison, V. Vennin, H. Assadullahi and D. Wands, *Quantum diffusion during inflation and primordial black holes*, *JCAP* **1710** (2017) 046, [[1707.00537](#)].
- [63] A. A. Starobinsky, *Multicomponent de Sitter (Inflationary) Stages and the Generation of Perturbations*, *JETP Lett.* **42** (1985) 152–155.
- [64] M. Sasaki and E. D. Stewart, *A General analytic formula for the spectral index of the density perturbations produced during inflation*, *Prog. Theor. Phys.* **95** (1996) 71–78, [[astro-ph/9507001](#)].
- [65] M. Sasaki and T. Tanaka, *Superhorizon scale dynamics of multiscalar inflation*, *Prog. Theor. Phys.* **99** (1998) 763–782, [[gr-qc/9801017](#)].
- [66] D. H. Lyth, K. A. Malik and M. Sasaki, *A General proof of the conservation of the curvature perturbation*, *JCAP* **0505** (2005) 004, [[astro-ph/0411220](#)].
- [67] D. H. Lyth and Y. Rodriguez, *The Inflationary prediction for primordial non-Gaussianity*, *Phys. Rev. Lett.* **95** (2005) 121302, [[astro-ph/0504045](#)].
- [68] P. Creminelli and M. Zaldarriaga, *Single field consistency relation for the 3-point function*, *JCAP* **0410** (2004) 006, [[astro-ph/0407059](#)].
- [69] D. S. Salopek and J. R. Bond, *Nonlinear evolution of long wavelength metric fluctuations in inflationary models*, *Phys. Rev.* **D42** (1990) 3936–3962.
- [70] E. M. Lifshitz and I. M. Khalatnikov, *About singularities of cosmological solutions of the gravitational equations. I*, *ZhETF* **39** (1960) 149.
- [71] A. A. Starobinsky, *Isotropization of arbitrary cosmological expansion given an effective cosmological constant*, *JETP Lett.* **37** (1983) 66–69.
- [72] G. L. Comer, N. Deruelle, D. Langlois and J. Parry, *Growth or decay of cosmological inhomogeneities as a function of their equation of state*, *Phys. Rev.* **D49** (1994) 2759–2768.



- [73] I. M. Khalatnikov and A. Yu. Kamenshchik, *Comment about quasiisotropic solution of Einstein equations near cosmological singularity*, *Class. Quant. Grav.* **19** (2002) 3845–3850, [[gr-qc/0204045](#)].
- [74] D. Wands, K. A. Malik, D. H. Lyth and A. R. Liddle, *A New approach to the evolution of cosmological perturbations on large scales*, *Phys. Rev.* **D62** (2000) 043527, [[astro-ph/0003278](#)].
- [75] D. H. Lyth and D. Wands, *Conserved cosmological perturbations*, *Phys. Rev.* **D68** (2003) 103515, [[astro-ph/0306498](#)].
- [76] C. Pattison, V. Vennin, H. Assadullahi and D. Wands, *Stochastic inflation beyond slow roll*, *JCAP* **1907** (2019) 031, [[1905.06300](#)].
- [77] E. Titchmarsh, *Introduction to the theory of Fourier integrals (2nd edition)*. Oxford University: Clarendon Press, 1948.
- [78] C. Pattison, V. Vennin, H. Assadullahi and D. Wands, *The attractive behaviour of ultra-slow-roll inflation*, *JCAP* **1808** (2018) 048, [[1806.09553](#)].
- [79] J. García-Bellido and E. Ruiz Morales, *Primordial black holes from single field models of inflation*, *Phys. Dark Univ.* **18** (2017) 47–54, [[1702.03901](#)].
- [80] J. M. Ezquiaga, J. García-Bellido and E. Ruiz Morales, *Primordial Black Hole production in Critical Higgs Inflation*, *Phys. Lett.* **B776** (2018) 345–349, [[1705.04861](#)].
- [81] J. Grain and V. Vennin, *Stochastic inflation in phase space: Is slow roll a stochastic attractor?*, *JCAP* **1705** (2017) 045, [[1703.00447](#)].
- [82] K. Ando, K. Inomata and M. Kawasaki, *Primordial black holes and uncertainties in the choice of the window function*, *Phys. Rev.* **D97** (2018) 103528, [[1802.06393](#)].
- [83] I. Musco, J. C. Miller and L. Rezzolla, *Computations of primordial black hole formation*, *Class. Quant. Grav.* **22** (2005) 1405–1424, [[gr-qc/0412063](#)].
- [84] A. G. Polnarev and I. Musco, *Curvature profiles as initial conditions for primordial black hole formation*, *Class. Quant. Grav.* **24** (2007) 1405–1432, [[gr-qc/0605122](#)].
- [85] I. Musco, *Threshold for primordial black holes: Dependence on the shape of the cosmological perturbations*, *Phys. Rev.* **D100** (2019) 123524, [[1809.02127](#)].
- [86] A. Kalaja, N. Bellomo, N. Bartolo, D. Bertacca, S. Matarrese, I. Musco et al., *From Primordial Black Holes Abundance to Primordial Curvature Power Spectrum (and back)*, *JCAP* **1910** (2019) 031, [[1908.03596](#)].
- [87] H. Casini, R. Montemayor and P. Sisterna, *Stochastic approach to inflation. 2. Classicality, coarse graining and noises*, *Phys. Rev.* **D59** (1999) 063512, [[gr-qc/9811083](#)].
- [88] S. Winitzki and A. Vilenkin, *Effective noise in stochastic description of inflation*, *Phys. Rev.* **D61** (2000) 084008, [[gr-qc/9911029](#)].
- [89] S. Matarrese, M. A. Musso and A. Riotto, *Influence of superhorizon scales on cosmological observables generated during inflation*, *JCAP* **0405** (2004) 008, [[hep-th/0311059](#)].
- [90] M. Liguori, S. Matarrese, M. Musso and A. Riotto, *Stochastic inflation and the lower multipoles in the CMB anisotropies*, *JCAP* **0408** (2004) 011, [[astro-ph/0405544](#)].