

Charge Regulation of Colloidal Particles: Theory and Simulations

Amin Bakhshandeh,^{1, a)} Derek Frydel,^{2, b)} Alexandre Diehl,^{3, c)} and Yan Levin^{4, d)}

¹⁾ Programa de Pós-Graduação em Física, Instituto de Física e Matemática, Universidade Federal de Pelotas, Caixa Postal 354, CEP 96010-900 Pelotas, RS, Brazil

²⁾ Department of Chemistry, Federico Santa Maria Technical University, Campus San Joaquín, Santiago, Chile

³⁾ Departamento de Física, Instituto de Física e Matemática, Universidade Federal de Pelotas, Caixa Postal 354, CEP 96010-900 Pelotas, RS, Brazil

⁴⁾ Instituto de Física, Universidade Federal do Rio Grande do Sul, Caixa Postal 15051, CEP 91501-970, Porto Alegre, RS, Brazil

To explore charge regulation (CR) in physicochemical and biophysical systems, we present a model of colloidal particles with sticky adsorption sites which account for the formation of covalent bonds between the hydronium ions and the surface functional groups. Using this model and Monte Carlo simulations, we find that the standard Ninham and Parsegian (NP) theory of CR leads to results which deviate significantly from computer simulations. The problem of NP approach is traced back to the use of bulk equilibrium constant to account for surface chemical reactions. To resolve this difficulty we present a new theory of CR. The fundamental ingredient of the new approach is the sticky length, which is non-trivially related with the bulk equilibrium constant. The theory is found to be in excellent agreement with computer simulations, without any adjustable parameters. As an application of the theory we calculate the effective charge of colloidal particles containing carboxyl groups, as a function of pH and salt concentration.

Electrostatic interactions play a fundamental role in physics, chemistry, and biology. The long-range nature of the Coulomb force, however, makes it very difficult to study theoretically¹. In aqueous systems ions are usually hydrated by water molecules. On the other hand, acids lose proton, which associates with the water molecule forming a hydronium ion². There are many reactions that are controlled by pH, and the acid-base equilibrium directly influences the functionality of biomolecules. Although pH can be easily tuned in experiments, it is much more difficult to account for the chemical equilibrium in theoretical and simulation studies³.

Colloidal particles often have organic functional groups on their surfaces. In aqueous systems these groups dissociate, losing a proton, resulting in a colloidal surface charge⁴⁻⁷. The amount of surface charge strongly depends on the pH of the environment^{8,9} and is controlled by the chemical equilibrium between hydronium ions and the functional groups. This process is known as charge regulation (CR)¹⁰⁻¹⁶. The concept of charge regulation was first described by Linderstrøm-Lang¹⁷⁻¹⁹ and studied theoretically by Ninham and Parsegian²⁰. CR is of fundamental importance in colloidal science^{10,21-32} and biophysics³³⁻³⁹. It has been applied to explore the stability of electrical double layers^{9,40-45} and is of great technological importance in fields as diverse as mineral preparation, agriculture, ceramics, and surface coating⁴⁶.

Consider a weak acid HA in equilibrium with bulk water, $\text{HA} + \text{H}_2\text{O} \rightleftharpoons \text{H}_3\text{O}^+ + \text{A}^-$. For dilute solutions the concentration of all species is controlled by the law of mass

action, $K_{eq} = c_{\text{HA}}/c_{\text{A}^-}c_{\text{H}^+}$, where K_{eq} is the equilibrium constant and c indicates the concentration of each specie. Ninham and Parsegian (NP) supposed that the same equilibrium relation will hold for the reactive (acidic) sites on the colloidal surface with the local concentration of hydronium determined by the Boltzmann distribution, $c_{\text{H}^+}^{\text{surf}} = c_{\text{H}^+}^{\text{bulk}} \exp(-\beta q\phi_0)$ where $\beta = 1/k_B T$, q is the proton charge, and ϕ_0 is the surface electrostatic potential. NP concluded that the effective surface charge of the colloidal particle will be renormalized from its bare value $-q\sigma_0$, corresponding to all functional groups being ionized, by the associated protons. Taking into account the surface equilibrium of hydronium through the Langmuir adsorption isotherm, they argued that one can use the usual Poisson-Boltzmann (PB) equation to account for the distribution of ions around the colloidal particle, but with the effective renormalized surface charge given by

$$q\sigma_r = -q\sigma_0 + \frac{K_{eq} N_{\text{site}} q c_a e^{-\beta q\phi_0}}{4\pi a^2 (1 + K_{eq} c_a e^{-\beta q\phi_0})}, \quad (1)$$

where N_{site} is the number of ionizable surface groups, a is the colloidal radius, and c_a is the bulk concentration of hydronium ions, $c_a = 10^{-pH}$ M. Within the NP formalism K_{eq} is the usual bulk equilibrium constant. If the surface groups are strongly acidic $K_{eq} \rightarrow 0$, all the surface groups are ionized, $q\sigma_r \rightarrow -q\sigma_0$.

NP theory has been extensively used to study various biological and chemical systems. However, since within the experiment there is always uncertainty about the underlying physical parameters — the surface charge, location of the shear plane, the appropriate equilibrium constant — it is hard to judge the validity of a theory. In this Letter we propose a model of CR which has no ambiguities of an experimental system and can be solved exactly using computer simulations. With the help of

^{a)} Electronic mail: amin.bakhshandeh@ufrgs.br

^{b)} Electronic mail: derek.frydel@usm.cl

^{c)} Electronic mail: diehl@ufpel.edu.br

^{d)} Electronic mail: levin@if.ufrgs.br

this model, we find that predictions of NP theory deviate significantly from the results of simulations. We then introduce a new theory which agrees perfectly with the simulation data, allowing us to uniquely predict the number of ionized groups and the ionic distribution around a CR colloidal particle, without any adjustable parameters.

The fundamental parameter in the NP theory is the equilibrium constant. We start, then, by showing how the equilibrium constant can be calculated from a microscopic model. To do this we first consider the Baxter model⁴⁷ of sticky hard spheres of species H and A. For simplicity we will suppose that both particles have the same diameter, $d = 2r_{ion}$. The H-H and A-A interactions are purely hardcore repulsion, while collisions between H and A can result in formation of molecules HA. The H-A interaction potential is $u = u_{st} + u_{hc}$, where the hard core potential is $u_{hc} = \infty$ for $r < d$ and 0 otherwise. The attractive sticky potential of range δ_r ,

$$u_{st}(r) = \begin{cases} 0, & r < d \text{ and } r > d + \delta_r, \\ -\epsilon, & d \leq r \leq d + \delta_r, \end{cases} \quad (2)$$

is used to model the chemical bonding between H and A. The Boltzmann factor for the sticky potential can then be written as $e^{-\beta u_{st}(r)} = 1 + \delta_r(e^{\beta\epsilon} - 1)\Delta(r)$, where $\Delta(r)$ is¹¹

$$\Delta(r) = \begin{cases} \frac{1}{\delta_r}, & d \leq r \leq d + \delta_r, \\ 0, & r < d \text{ or } r > d + \delta_r. \end{cases} \quad (3)$$

In the Baxter sticky limit, $\delta_r \rightarrow 0$, $\epsilon \rightarrow \infty$, while the sticky length $l_g \equiv \delta_r(e^{\beta\epsilon} - 1)$ remains constant, the Boltzmann factor reduces to

$$e^{-\beta u_{st}(r)} = 1 + l_g \delta(r - d), \quad (4)$$

where $\delta(r)$ is the Dirac delta function. The sticky length accounts for the strength of covalent bonds between the atoms and will be directly related to the acid ionization constant.

The equation of state can be calculated using either the ‘‘physical picture’’, which takes into account only ‘‘atoms’’ H and A, or an alternative ‘‘chemical picture’’ in which besides the free unassociated particles H and A there are also present molecules HA. Clearly both approaches must lead to the same equation of state⁴⁸. Within the physical picture the osmotic pressure P can be obtained using the virial expansion⁴⁹:

$$\beta P = c_H + c_A + B_{HH}c_H^2 + B_{AA}c_A^2 + 2B_{HA}c_Hc_A + \mathcal{O}(c_A + c_H)^3, \quad (5)$$

where B_{ij} are the second virial coefficients⁴⁹:

$$B_{ij} = 2\pi \int_0^\infty (1 - e^{-\beta u_{ij}(r)})r^2 dr. \quad (6)$$

For the case $i = j$ the interaction is just the hard sphere repulsion, so that $B_{AA} = B_{HH} = \frac{2}{3}\pi d^3$ and $B_{HA} = \frac{2}{3}\pi d^3 + \bar{B}_{HA}$, where $\bar{B}_{HA} = 2\pi \int_d^\infty (1 - e^{-\beta u_{ij}(r)})r^2 dr$.

On other hand, in the chemical picture there are three species: free H and A, as well as molecules HA. The equation of state can be written in terms of the respective concentrations designated by c^* , such that $c_A^* = c_A - c_{HA}^*$ and $c_H^* = c_H - c_{HA}^*$, and to second order in density is

$$\beta P = c_H^* + c_A^* + c_{HA}^* + \frac{2\pi}{3}d^3(c_A^* + c_H^*)^2 + \mathcal{O}(c_A^* + c_H^*)^3 \quad (7)$$

where the fourth term is just the hardcore contribution to the osmotic pressure. In equilibrium $c_{HA}^* = K_{eq}^0 c_H^* c_A^*$, where K_{eq}^0 is the equilibrium constant. Comparing Eq. 5 and Eq. 7, we obtain

$$K_{eq}^0 = -2\bar{B}_{HA} = 4\pi \int_d^\infty (e^{-\beta u_{st}(r)} - 1)r^2 dr, \quad (8)$$

In the Baxter sticky limit the equilibrium constant simplifies to $K_{eq}^0 = 4\pi d^2 l_g$. In this simple calculation our particles H and A interacted only through a hard core repulsion and a short range attraction. If we are interested in modeling the acidic groups, both H and A must also carry charge, H^+ and A^- . In this case the calculations become much more involved, since the usual virial expansion diverges and instead a certain class of diagrams must be summed together to obtain a convergent result⁴⁹. This leads to a non-analytic term proportional to $c^{3/2}$ in the density expansion. Falkenhagen and Ebeling^{50,51} studied this problem in order to account for the formation of Bjerrum pairs in 1:1 electrolyte, and we can extend their results to the particles which in addition to the Coulomb force also interact through a short range sticky potential, for details of the derivation see Supplementary Information (SI). In our case the equilibrium constant becomes

$$K_{eq} = 4\pi d^2 l_g e^b + K_{Eb}, \quad (9)$$

where $b = \lambda_B/d$ and λ_B is the Bjerrum length $q^2/\epsilon_w k_B T$. The Ebeling equilibrium constant is⁵²

$$K_{Eb} = 8\pi d^3 \left(\frac{1}{12} b^3 (\text{Ei}(b) - \text{Ei}(-b)) - \frac{1}{3} \cosh b - \frac{1}{6} b \sinh b - \frac{1}{6} b^2 \cosh b + \frac{1}{3} + \frac{1}{2} b^2 \right), \quad (10)$$

where Ei is the exponential integral function.

We can now explore the validity of NP theory by constructing a simple model of a colloidal particle with A^- sticky surface groups, see Fig.1a. This model can then be studied using Monte Carlo (MC) simulations^{53,54}. Knowledge of the equilibrium constant K_{eq} will also allow us to directly compare the effective colloidal charge and the ionic density profiles obtained using NP theory with the results of MC simulations.

The simulations are performed inside a spherical Wigner-Seitz (WS) cell of radius R , determined by the colloidal volume fraction in the suspension, $v = a^3/R^3$. A colloidal particle of radius $a = 100\text{\AA}$ and Z spherical adsorption sites of radius 2\AA and charge $-q$, randomly

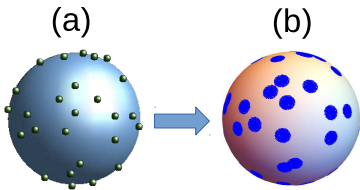


FIG. 1. (a) Representation of a colloidal particle with spherical A^- sticky site on its surface. (b) Mapping of spherical sticky sites onto disk-like surface patches used in the new theory of CR.

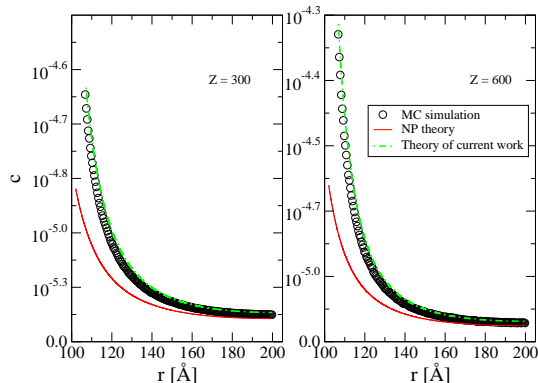


FIG. 2. Density profile of hydronium counterions measured in particles per \AA^3 . Symbols are the simulation data and solids (red) and dashed (green) lines are the predictions of the NP theory and of the theory developed in the present Letter, respectively. The parameters are $a = 100\text{\AA}$, $R = 200\text{\AA}$, and $l_g = 109.97\text{\AA}$. In a) and b) the colloidal particles have respectively 300 and 600 active surface sites.

distributed on its surface, is placed at the center of the simulation cell, see Fig. 1a. The bare colloidal charge $-Zq$ is the same as the number of adsorption sites. The WS cell also contains hydronium ions at bulk concentration $c_a = 10^{-pH}$, derived from the dissociation of a strong acid, as well as 1:1 strong electrolyte at concentration c_s . The hydronium ions interact with the adsorption sites through both Coulomb and short range Baxter potential with $l_g = 109.97\text{\AA}$, while all other ions interact only through the Coulomb force. All ions and sticky sites are modeled as hard spheres of radius $r = 2\text{\AA}$, with a point charge at the center. Note that the alkali metal cations derived from the dissociation of salt can come as close to the adsorption sites as the hard core repulsion allows, however, since there is no chemical reaction between Na^+ and carboxyl in water — sodium acetate is a very strong electrolyte and is fully dissociated in water — we assume that there is only Coulomb interaction between alkali metal cations and the surface groups.

To perform the simulations we have used a progressively smaller values of δ_r , and larger values of ϵ to check the convergence to the Baxter sticky limit, see the discus-

sion in SI. The solvent is treated as a dielectric continuum of permittivity $\epsilon_w = 80$, with Bjerrum length $\lambda_B = 7.2\text{\AA}$. If hydronium ion adsorbs to a sticky site, the site becomes inactive (stickiness is turned off) and no other hydroniums can be adsorbed. This mimics the chemical reaction which takes place at the adsorption (sticky) site. Note that in the simulation the sites are active or inactive depending on whether there is a hydronium ion within the range of the potential $u(r)$, see SI for more details. We have used 5×10^6 MC steps for equilibration and 10^5 steps for production.

In Fig. 2 we compare the density profiles obtained using the MC simulations with the predictions of NP theory using the bulk equilibrium constant derived in Eq. (9). We see that there is a significant deviation between the theory and simulations, even when only neutralizing hydronium ions are present inside the simulation cell.

We can trace the breakdown of the NP theory to the use of the bulk equilibrium constant to account for the surface chemical reaction. While the particles in the bulk are free to move, the adsorption sites are bound to the surface. This affects the entropic contribution to the adsorption free energy. Furthermore, as can be seen from Eq. (9), the bulk equilibrium constant also includes a contribution from the Coulomb interaction between the two oppositely charged ions that form a neutral molecules. On the other hand the Coulomb interaction is also taken into account in the solution of the PB equation and is, therefore, counted twice. Finally, the concentration of ions near a strongly charged surface can be so large that the use of concentration instead of activity, might not be justified. In view of these observations, we now propose a different approach to CR.

Let us first imagine that the whole colloidal surface is uniformly sticky. The concentration of ions around the colloidal particle will then satisfy a modified PB (mPB) equation

$$\nabla^2 \phi(r) = -\frac{4\pi q}{\epsilon_w} [-\sigma_0 \delta(r-a) + c_{H^+}(r) + c_+(r) - c_-(r)], \quad (11)$$

where $\sigma_0 = Z/4\pi(a + r_{ion})^2$. The ionic concentrations are:

$$c_{H^+}(r) = c_a e^{-\beta(u(r)+q\phi(r))} \quad (12)$$

$$c_+(r) = c_s e^{-\beta q\phi(r)} \quad (13)$$

$$c_-(r) = (c_a + c_s) e^{\beta q\phi(r)}, \quad (14)$$

where the bulk concentration of hydronium is $c_a = 10^{-pH}$, and c_s is the bulk concentration of salt.

Using Eq. 4 we obtain $e^{-\beta(u(r)+q\phi(r))} = [1 - l_g \delta(r-a)] e^{-\beta q\phi(r)}$. The surface concentration of adsorbed ions is then

$$\sigma_a = c_a l_g e^{-\beta q\phi_0}, \quad (15)$$

where $\phi_0 = \phi(a + r_{ion})$ is the contact electrostatic potential. The net surface charge density is then $q\sigma_{net} = -q\sigma_0 + q\sigma_a$.

The real colloidal surface, however, is not uniformly sticky, instead hydronium ions can adsorb only at the specific functional groups, see, Fig. 1a. To understand the role of discreteness of the surface charge⁵⁵, let us first consider a much simpler problem. Suppose we have an isolated colloidal particle (no other ions), with Z fully ionized surface groups. How much work must be done to bring a counterion from infinity to the contact with one of the surface groups? To answer this question, let us first consider a spherical 2d one component plasma (OCP) of Z charged point particles on a sphere of radius a with a *neutralizing* uniform background. In a crystal or amorphous state the electrostatic energy of this OCP is $F^{OCP} \approx -Mq^2Z^{3/2}/2\epsilon_w a$, where $M = 1.106$ is the Madelung constant¹. On the other hand the OCP energy can also be split into distinct contributions: $F^{OCP} = Z^2q^2/2\epsilon_w a - Z^2q^2/\epsilon_w a + F^{qq}$, where the first term is the self energy of the neutralizing background, the second term is the interaction of the discrete charges with the background, and the last term is the interaction energy between the discrete charges. This last term is of particular interest to us since it is precisely the electrostatic energy of an isolated colloidal particle with *discrete* surface groups. Using the expressions above, it can be written as:

$$F^{qq}(Z) = \frac{Z^2q^2}{2\epsilon_w a} - \frac{Mq^2Z^{3/2}}{2\epsilon_w a}. \quad (16)$$

The work required to bringing a counterion to the colloidal surface equals to the change in the electrostatic energy $\mu = F^{qq}(Z-1) - F^{qq}(Z)$ or,

$$\mu \approx -\frac{\partial F^{qq}}{\partial Z} = -\frac{Zq^2}{\epsilon_w a} + \frac{3Mq^2Z^{1/2}}{4\epsilon_w a}. \quad (17)$$

Note that the first term on the right of Eq. (17) is just the usual mean-field interaction energy between a counterion and a uniformly charged sphere $q\phi_0$, where ϕ_0 is the ‘‘mean-field’’ surface potential, while the second term is the correction due to discrete nature of the surface charge groups. If the counterion is brought into contact with one of the surface groups, the total work φ_0 is

$$\beta\varphi_0 = \beta q\phi_0 + \frac{3M\lambda_B Z^{1/2}}{4a} - \frac{\lambda_B}{d}, \quad (18)$$

where the last term is the direct energy of interaction between the site and the adsorbed counterion. With these insights, we now return to the problem of a colloidal particle inside an electrolyte solution. To simplify the geometry we will map the sticky spherical sites onto sticky circular disk patches of the same effective contact area. Due to hardcore repulsion only half of the area of a spherical sticky site is available for adsorption, the patches must then have radius $r_{patch} = \sqrt{2}d$, see Fig 1b. Once adsorption takes place, the site becomes inactive, but continues to interact with the other ions through the Coulomb potential. The fact that only part of the colloidal surface is sticky can be taken into account by the renormalization

of the sticky length $l_g \rightarrow l_g^{eff} = l_g\alpha_{eff}$, where α_{eff} is the fraction of colloidal surface area occupied by the *active* sticky patches,

$$\alpha_{eff} = \frac{N_{site}^{act} r_{patch}^2}{4a^2}. \quad (19)$$

The number of *active* sites, N_{site}^{act} , is determined from Eq.(15) with $l_g \rightarrow l_g^{eff}$ and $\phi_0 \rightarrow \varphi_0$, so that $N_{site}^{act} = Z - 4\pi a^2 c_a l_g^{eff} e^{-\beta\varphi_0}$. The surface electrostatic potential φ_0 is given by Eq. (18), with ϕ_0 now being the *mean-field* surface electrostatic potential, which must be calculated self consistently from the solution of PB equation. Eq. $l_g^{eff} = l_g\alpha_{eff}$ and Eq. (19) can now be solved to obtain the effective sticky length

$$l_g^{eff} = \frac{l_g Z r_{patch}^2}{4a^2(1 + l_g c_a e^{-\beta\varphi_0} \pi r_{patch}^2)}. \quad (20)$$

The effective surface charge density to be used as the boundary condition for PB equation is then $q\sigma_{eff} = -q\sigma_0 + q l_g^{eff} c_a e^{-\beta\varphi_0}$. We now solve the PB equation with the boundary conditions $\phi'(a + r_{ion}) = 4\pi q\sigma_{eff}/\epsilon_w$ and $\phi'(R) = 0$, due to the overall charge neutrality. The calculation is performed numerically using the 4th order Runge-Kutta, in which the value of the surface potential $\phi(a + r_{ion}) = \phi_0$ is adjusted based on the Newton-Raphson algorithm to obtain zero electric field at the cell boundary. In Fig. 3 we compare the ionic density profile obtained using MC simulations and the new theory. The agreement is excellent, without any adjustable parameters.

Having established the accuracy of the theoretical approach, we now use it to calculate the effective charge of colloidal particles stabilized by surface carboxyl groups with acid ionization constant $K_a = 1.8 \times 10^{-5}$ M. Note that the equilibrium constant K_{eq} defined in the present work is the inverse of K_a . Using $K_{eq} = 1/K_a$ in Eq. (9) allows us to obtain the sticky length l_g . In Fig. 4 we show the dependence of the effective colloidal charge on the pH and salt concentration for particles with $Z = 600$ functional groups on the surface. In SI we also plot the behavior of the modulus of the contact electrostatic potential. While Z_{eff} increases with salt, the modulus of the contact potential and, therefore, the zeta potential decrease with the salt concentration⁵⁶.

In this Letter we have presented a model of colloidal particle with sticky adsorption sites. Analyzing the thermodynamics of ionic association, we were able to relate the interaction potential between the adsorption sites and hydronium ions with the bulk equilibrium constant. With the help of this model we discovered that existing approaches were not able to quantitatively account for CR, predicting incorrect value of colloidal charge and ionic density profiles which deviated significantly from simulations. With the insights gained from the simulations, we were able to introduce a new theory of CR. The next step is to explore the role of CR on the interaction between colloidal particles and the role that it will play

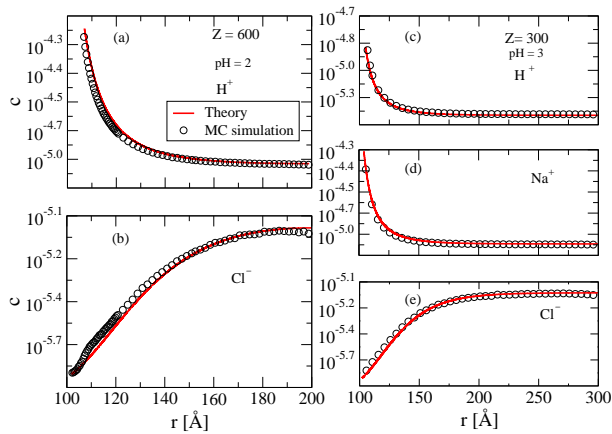


FIG. 3. Comparison between theory (symbols) and simulation (solid lines). Panel (a) is the density profile of hydronium and (b) of Cl^- for colloidal particles with $Z = 600$ functional groups and volume fraction of 12.5% in hydrochloric acid at $\text{pH} = 2$. Panels (c), (d) and (e) are the hydronium, Na^+ , and Cl^- , density profiles respectively, for colloidal particles with $Z = 300$ functional groups and volume fraction of 3.7%, in a solution of hydrochloric acid of $\text{pH} = 3$ and 10mM of NaCl . The density C is in units of particles per \AA^3 . The sticky length is $l_g = 109.97\text{\AA}$.

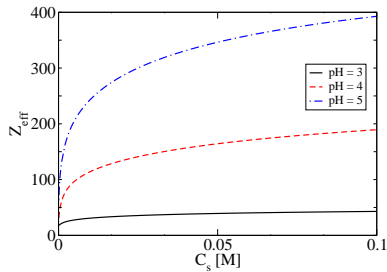


FIG. 4. Effective charge of a colloidal particle of radius $a = 100\text{\AA}$ and $Z = 600$ carboxyl groups, as a function of salt concentration, in a solution of a given pH obtained using the new theory of CR. Colloidal volume fraction is 12.5%.

in stability of colloidal suspensions. This should be possible to do by implementing the CR boundary condition analogously to the approach recently employed for metal particles⁵⁷.

This work was partially supported by CNPq, CAPES, and the US-AFOSR under the grant FA9550-12-1-0438.

¹Y. Levin, Reports on progress in physics **65**, 1577 (2002).

²N. Agmon, Chemical Physics Letters **319**, 247 (2000).

³M. D. Baer, J. L. Fulton, M. Balasubramanian, G. K. Schenter, and C. J. Mundy, The Journal of Physical Chemistry B **118**, 7211 (2014).

⁴S. Alexander, P. M. Chaikin, P. Grant, G. J. Morales, P. Pincus, and D. Hone, The Journal of Chemical Physics **80**, 5776 (1984).

⁵E. Trizac, L. Bocquet, and M. Aubouy, Phys. Rev. Lett. **89**, 248301 (2002).

⁶L. Bocquet, E. Trizac, and M. Aubouy, The Journal of Chemical Physics **117**, 8138 (2002).

⁷P. Wette, H. J. Schpe, and T. Palberg, The Journal of Chemical Physics **116**, 10981 (2002).

⁸A. Adamson and A. Gast, *Chemistry of Surfaces* (John Wiley & Sons, New York, NY, USA,, 1997).

⁹T. Markovich, D. Andelman, and R. Podgornik, EPL (Europhysics Letters) **113**, 26004 (2016).

¹⁰R. Podgornik, The Journal of chemical physics **149**, 104701 (2018).

¹¹D. Frydel, The Journal of chemical physics **150**, 194901 (2019).

¹²Y. Avni, T. Markovich, R. Podgornik, and D. Andelman, Soft Matter **14**, 6058 (2018).

¹³Y. Avni, D. Andelman, and R. Podgornik, Current Opinion in Electrochemistry **13**, 70 (2019), fundamental and Theoretical Electrochemistry Physical and Nanoelectrochemistry.

¹⁴T. Sen and M. Barisik, Scientific reports **9**, 137 (2019).

¹⁵B. P. M., M. Sergio, M. Francesc, and G. J. L., Polymers **10** (2018).

¹⁶O. H. Gokberk and B. Murat, Physical Chemistry Chemical Physics (2019).

¹⁷K. Linderstrøm-Lang, Compt. Rend. Trav. Lab. Carlsberg **15** (1924).

¹⁸M. Lund and B. Jönsson, Quarterly reviews of biophysics **46**, 265 (2013).

¹⁹I. Gitlin, M. Mayer, and G. M. Whitesides, The Journal of Physical Chemistry B **107**, 1466 (2003).

²⁰B. W. Ninham and V. A. Parsegian, Journal of Theoretical Biology **31**, 405 (1971).

²¹D. C. Prieve and E. Ruckenstein, Journal of theoretical biology **56**, 205 (1976).

²²S. L. Carnie and D. Y. Chan, Journal of colloid and interface science **161**, 260 (1993).

²³S. H. Behrens and M. Borkovec, The Journal of chemical physics **111**, 382 (1999).

²⁴R. Netz, Journal of Physics: Condensed Matter **15**, S239 (2002).

²⁵M. L. Henle, C. D. Santangelo, D. M. Patel, and P. A. Pincus, EPL (Europhysics Letters) **66**, 284 (2004).

²⁶G. Trefalt, S. H. Behrens, and M. Borkovec, Langmuir **32**, 380 (2015).

²⁷A. Majee, M. Bier, and R. Podgornik, Soft Matter **14**, 985 (2018).

²⁸A. Lošdorfer Božič and R. Podgornik, The Journal of chemical physics **149**, 163307 (2018).

²⁹J. E. Hallett, D. A. Gillespie, R. M. Richardson, and P. Bartlett, Soft matter **14**, 331 (2018).

³⁰F. Waggett, M. Shafiq, and P. Bartlett, Colloids and Interfaces **2**, 51 (2018).

³¹G. Trefalt, H. B. Sven, and M. Borkovec, Langmuir **32**, 380 (2015).

³²N. Boon and R. van Roij, The Journal of Chemical Physics **134**, 054706 (2011).

³³M. Lund and B. Jönsson, Biochemistry **44**, 5722 (2005).

³⁴M. Heinen, T. Palberg, and H. Löwen, The Journal of Chemical Physics **140**, 124904 (2014).

³⁵C.-Y. Leung, L. C. Palmer, S. Kewalramani, B. Qiao, S. I. Stupp, M. Olvera de la Cruz, and M. J. Bedzyk, **110**, 16309 (2013).

³⁶G. S. Longo, M. Olvera de la Cruz, and I. Szleifer, Macromolecules **44**, 147 (2011).

³⁷M. Tagliazucchi, M. O. de la Cruz, and I. Szleifer, Proceedings of the National Academy of Sciences **107**, 5300 (2010).

³⁸R. Govrin, Biophysical Journal **114**, 224a (2018).

³⁹R. A. Hartvig, M. van de Weert, J. stergaard, L. Jorgensen, and H. Jensen, Langmuir **27**, 2634 (2011).

⁴⁰R. Podgornik and V. Parsegian, Chemical physics **154**, 477 (1991).

⁴¹T. Markovich, D. Andelman, and R. Podgornik, EPL (Europhysics Letters) **120**, 26001 (2017).

⁴²D. Leckband and J. Israelachvili, Quarterly reviews of biophysics

- 34**, 105 (2001).
- ⁴³F. L. B. da Silva and B. Jönsson, *Soft Matter* **5**, 2862 (2009).
- ⁴⁴A. Smith, P. Maroni, M. Borkovec, and G. Trefalt, *Colloids and Interfaces* **2**, 65 (2018).
- ⁴⁵N. Adžić and R. Podgornik, *Physical Review E* **91**, 022715 (2015).
- ⁴⁶R. J. Hunter, *Foundations of colloid science* (Oxford university press, 2001).
- ⁴⁷R. Baxter, *The Journal of chemical physics* **49**, 2770 (1968).
- ⁴⁸T. L. Hill, *Statistical Mechanics: Principles and Selected Applications* (Dover Publications, 1987).
- ⁴⁹D. A. McQuarrie, *Statistical thermodynamics* (Harper and Row, 1973).
- ⁵⁰F. H. and E. W., *Equilibrium Properties of Ionized Dilute Electrolytes* (Academic Press, New York, 1971).
- ⁵¹Y. Levin and M. E. Fisher, *Physica A: Statistical Mechanics and its Applications* **225**, 164 (1996).
- ⁵²W. Ebeling, *Z Physik. Chem. (Leipzig)* **238**, 400 (1968).
- ⁵³D. Frenkel and B. Smith, *Understanding Molecular Simulation* (Academic Press, New York, 1996).
- ⁵⁴M P Allen and D J Tildesley, *Computer Simulations of Liquids* (Oxford University Press, Oxford, 1987).
- ⁵⁵Y. S. Jho, S. A. Safran, M. In, and P. A. Pincus, *Langmuir* **28**, 8329 (2012).
- ⁵⁶S. H. Behrens, D. I. Christl, R. Emmerzael, P. Schurtenberger, and M. Borkovec, *Langmuir* **16**, 2566 (2000).
- ⁵⁷A. P. dos Santos and Y. Levin, *Phys. Rev. Lett.* **122**, 248005 (2019).

Supplementary Material

I. DERIVATION OF EQ.(9)

In the Letter we have derived the equilibrium constant for uncharged sticky particles. The equilibrium constant in our model is exact and does not depend on the density of the reactants. The higher terms of the virial expansion will modify the activity coefficients, so that in the law of mass-action the concentration will have to be replaced by activity. However since the Poisson-Boltzmann equation does not take into account ionic correlations, to remain consistent with PB, the activity coefficients must be set to unity. In other words, activity in our theory is equal to the concentration and the higher order terms within the virial expansion must be neglected.

Here we present a physically intuitive derivation of the equilibrium constant for sticky ions, Eq.(9). In the case of purely electrostatic interactions, the equilibrium constant was first derived by Ebeling [1] considering the exact density expansion of the equation of state up to $\rho^{5/2}$ order. The original treatment of Ebeling and Falkenhagen [2] is quite involved, however, the final expression for the equilibrium constant has a simple physical interpretation. The Ebeling equilibrium constant is

$$K_{Eb} = 8\pi d^3 \left\{ \frac{1}{12} b^3 [\text{Ei}(b) - \text{Ei}(-b)] - \frac{1}{3} \cosh b - \frac{1}{6} b \sinh b - \frac{1}{6} b^2 \cosh b + \frac{1}{3} + \frac{1}{2} b^2 \right\} \quad (1)$$

In the strong coupling limit, large b values, the equilibrium constant has an asymptotic series expansion

$$K_{Eb} = 4\pi d^3 \frac{e^b}{b} \left(1 + \frac{4}{b} + \frac{4 \times 5}{b^2} + \frac{4 \times 5 \times 6}{b^3} + \dots \right). \quad (2)$$

This is exactly the same as the asymptotic expansion of the Bjerrum equilibrium constant defined as an internal partition function of a ‘‘molecule’’ formed by a cation-anion pair:

$$K_{Bj} = 4\pi \int_d^{R_{Bj}} e^{\frac{\lambda_B}{r}} r^2 dr, \quad (3)$$

The Bjerrum cutoff is defined as $R_{Bj} = \lambda_B/2$. However, in the strong coupling limit, the value of the equilibrium constant is insensitive to the value of the cutoff [3]. On the other hand, in the weak coupling limit, Bjerrum constant will have a strong cutoff dependence

and is not well defined. The Ebeling equilibrium constant can be considered as an analytical continuation of the Bjerrum equilibrium constant between weak and strong coupling limits.

With these insights, we now turn to the sticky electrolytes, which besides the Coulomb interaction have a sticky short range potential between cations and anions. This sticky potential models the chemical (quantum) bond that can form between carboxyl and hydronium. The Bjerrum equilibrium constant for sticky cation-anion cluster can be written as:

$$K_{eq} = 4\pi \int_d^{R_{Bj}} e^{-\beta u_{st}(r) + \frac{\lambda_B}{r}} r^2 dr. \quad (4)$$

Using Eq. 4 of the paper we can write this as

$$K_{eq} = 4\pi \int_d^{R_{Bj}} [(1 + l_g \delta(r - d))] e^{\frac{\lambda_B}{r}} r^2 dr, \quad (5)$$

After integrating the delta function we obtain

$$K_{eq} = 4\pi d^2 l_g e^b + \int_d^{R_{Bj}} e^{\frac{\lambda_B}{r}} r^2 dr, \quad (6)$$

where the second term is just the Bjerrum equilibrium constant for a non-sticky electrolyte. To extend the validity of this expression beyond the strong coupling limit, we replace K_{Bj} by K_{Eb} , resulting in Eq. 9 of the paper.

For weak acids the first term on the right hand side of Eq. 6 will dominate the second term. In this case, the theory presented in the Letter will reduce to the NP approach, Eq. (1) of the Letter, but with the bulk equilibrium constant replaced by the effective surface equilibrium constant, $K_{eq} \rightarrow K_s$

$$K_s = \frac{K_{eq}}{2} e^{-\frac{3M\lambda_B Z^{1/2}}{4a}}. \quad (7)$$

II. CONVERGENCE TO THE BAXTER LIMIT

Fig.1 shows a schematic representation of the colloidal surface with sticky sites that can interact with hydronium ions through a square well potential of depth $-\epsilon$ and width δ_r . The simulations are conducted for progressively decreasing values of δ_r , and increasing ϵ , while the sticky length $l_g = 109.97 \text{ \AA}$ is held fixed. Only one hydronium ion can adsorb to a sticky site. After one hydronium is adsorbed, the u_{st} interaction of the site with the other hydroniums is switched off, while the Coulomb force remains active. This is due to the fact

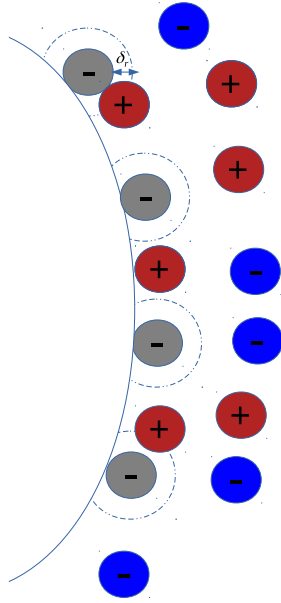


FIG. 1. Schematic representation of Baxter sticky sites interacting with the hydronium ions through a square well potential of width δ_r .

that we are modeling a monovalent acidic group such as carboxyl. For such functional groups only one hydronium ion per site can chemically react. We should also mention that we do not put any restrictions on the metal cations — they can come as close to the adsorption sites as the hard core constraint allows. However, since there is no chemical reaction between metal cations and carboxyl — for example sodium acetate is a very strong electrolyte — these ions do not have u_{st} interaction with the adsorption sites, only the Coulomb interaction acts between the two. Fig. 2 shows a quick convergence to the Baxter sticky limit.

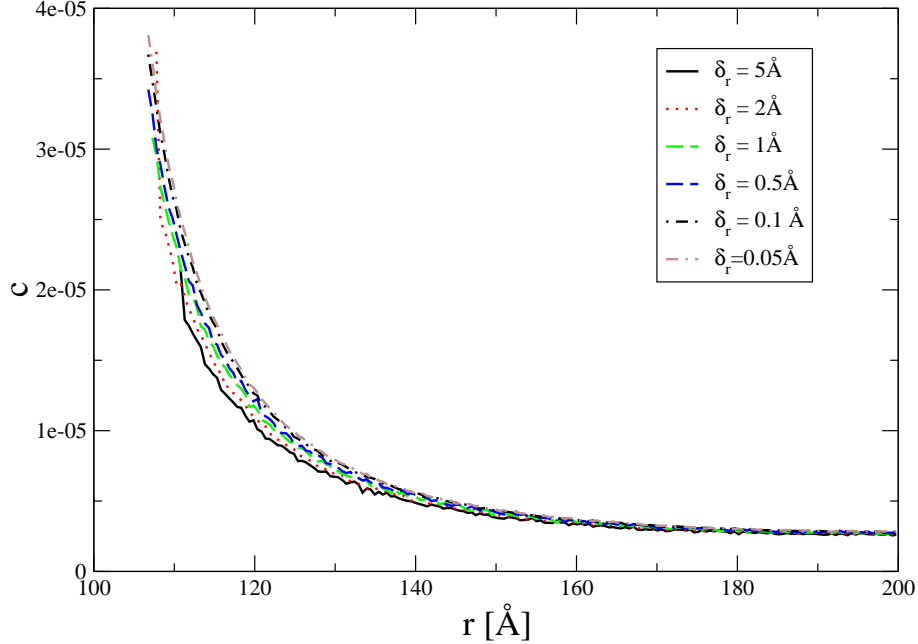


FIG. 2. Density profile of ions for different size of δ_r . The density is in terms of the number of particles per \AA^3

III. COMPARISON OF NINHAM-PARSEGIAN (NP) THEORY AND THE PRESENT APPROACH

In Fig. 3 we show the comparison of NP theory and of the approach developed in the Letter with the MC simulations. We see that the deviations become stronger for larger surface charge. In Fig. 4 we explore the deviation between the two theories for larger values of Z and l_g , for which the simulations take impractically long time to equilibrate. As expected, the deviation between the two approaches increase dramatically with Z and l_g .

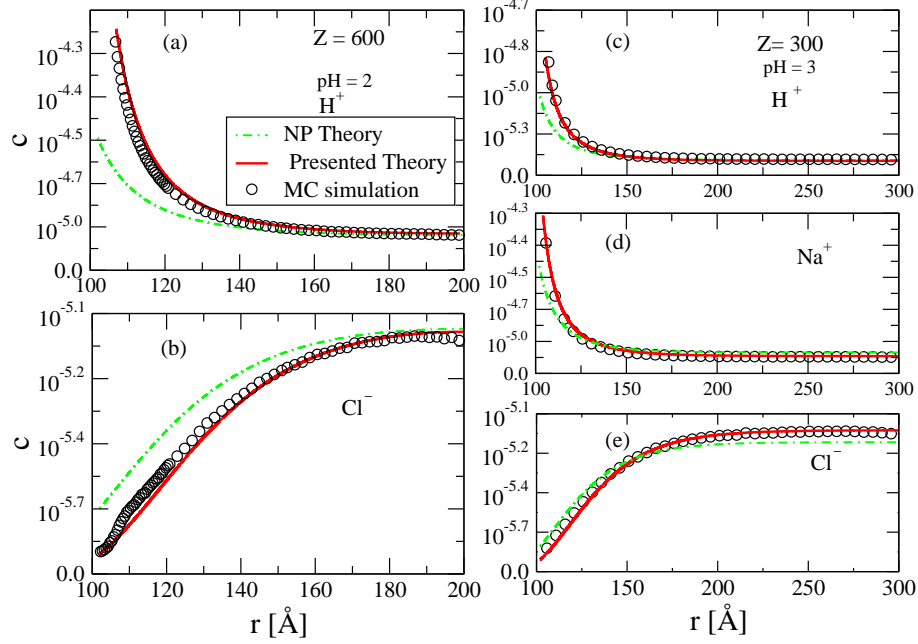


FIG. 3. Density profile obtained using MC simulation compared with the two theories. Same parameters as in Fig. 3 of the Letter.

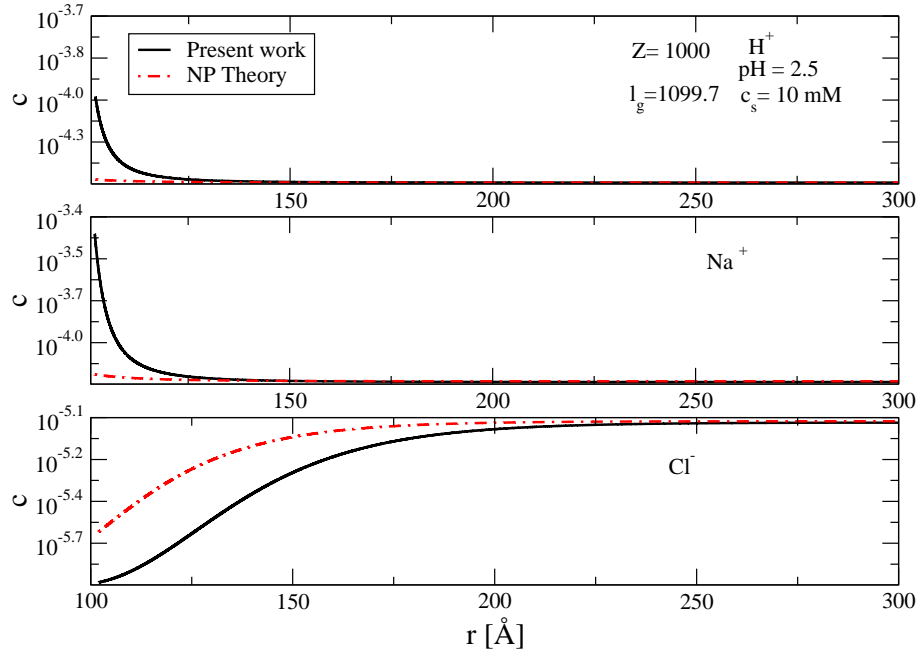
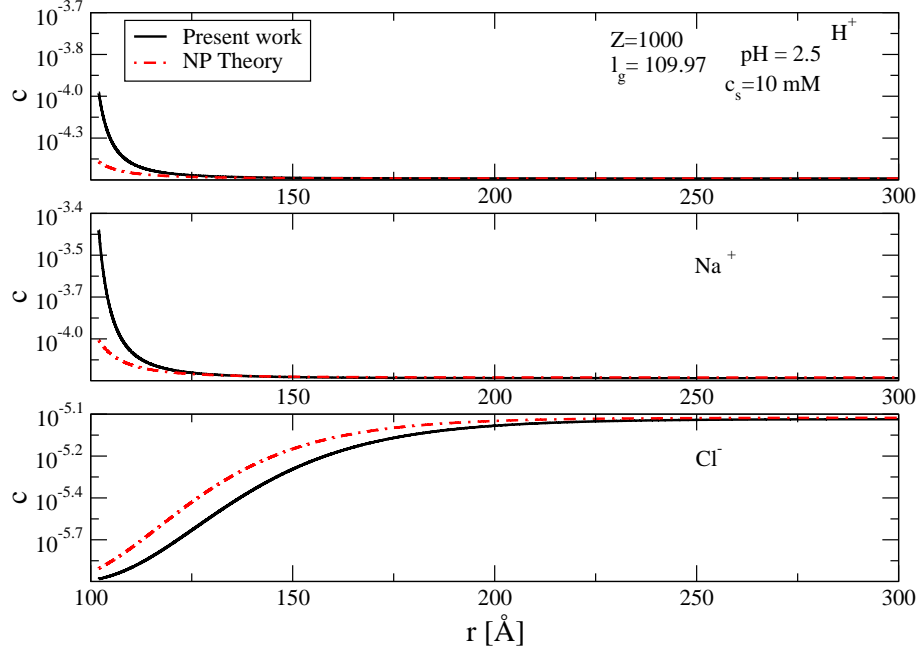


FIG. 4. Comparison between the density profiles predicted by the theory presented in the Letter and the NP approach for two different values of l_g .

IV. CONTACT POTENTIAL

In the Letter we showed that the effective colloidal charge increases as a function of salt concentration and pH. In the experiments, however, zeta potential is more easily available than the effective charge. Zeta potential, however, requires knowledge of the position of the slip plane, which depends on the surface chemistry. Qualitatively, however we expect that the zeta potential will behave similarly to the modulus of the electrostatic contact surface potential. Below we show the behavior of the modulus of the surface potential as a function of pH and salt concentration.

Fig. 5 shows that the modulus of the contact potential decreases with increasing salt concentration, while Fig. 6 demonstrates that the modulus of the potential increases with the pH, similar to the behavior observed for zeta potential in experiments [4]. There is an opposite behavior of the zeta potential and the effective surface charge as a function of salt concentration. While the effective surface charge increases, zeta potential decreases. The

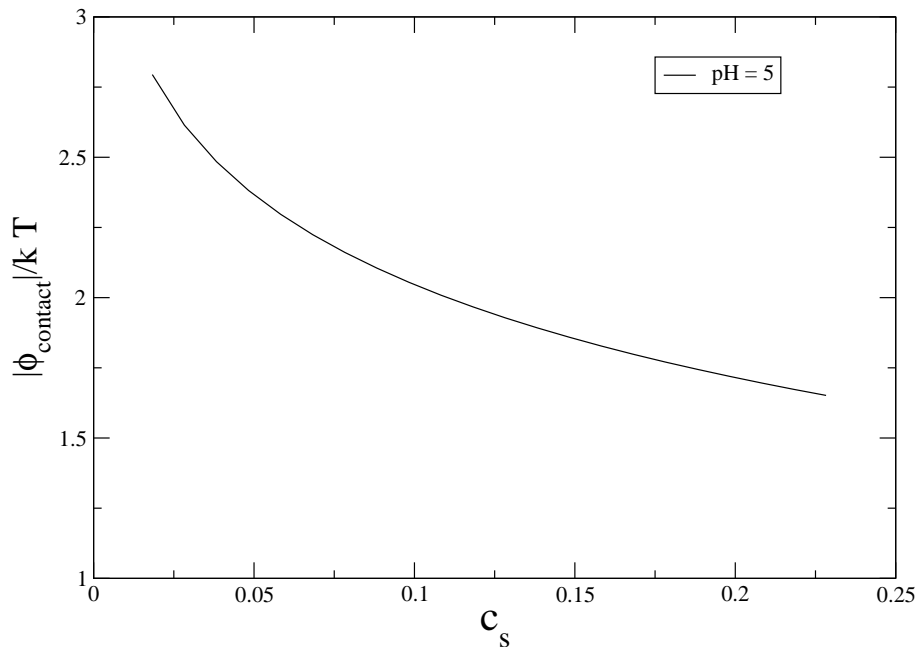


FIG. 5. Modulus of the contact potential as a function of salt concentration. The colloidal particle has 600 acetic acid functional groups and the pH is fixed at 5.

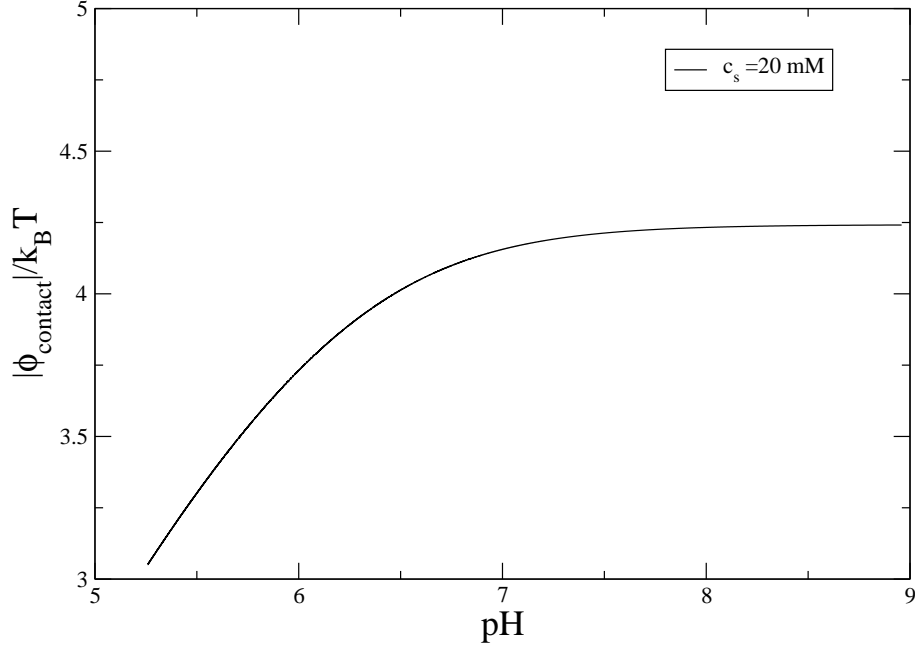


FIG. 6. Modulus of the contact potential as a function of pH. The colloidal particle has 600 acetic acid functional group on its surface. Salt concentration is fixed at 20 mM.

reason for this is that the contact potential is negative, therefore, addition of salt screens the electrostatic interactions thus *raising* the contact potential, i.e. it becomes less negative. This, in turn, decreases the concentration of hydronium ions near the surface, diminishing their association with the carboxyl groups, resulting in larger Z_{eff} with increasing salt concentration.

-
- [1] W. Ebeling, Z Physik. Chem. (Leipzig) **238**, 400 (1968).
 - [2] F. H. and E. W., Equilibrium Properties of Ionized Dilute Electrolytes (Academic Press, New York, 1971).
 - [3] Y. Levin and M. E. Fisher, Physica A: Statistical Mechanics and its Applications **225**, 164 (1996).
 - [4] S. H. Behrens, D. I. Christl, R. Emmerzael, P. Schurtenberger, and M. Borkovec, Langmuir **16**, 2566 (2000).