

Accuracy of source localization for eccentric inspiraling binary mergers using a ground-based detector network

Hsing-Po Pan,^{1,*} Chun-Yu Lin,² Zhoujian Cao,³ and Hwei-Jang Yo¹

¹*Department of Physics, National Cheng-Kung University, Tainan 701, Taiwan*

²*National Center for High-Performance Computing, Hsinchu 300, Taiwan*

³*Department of Astronomy, Beijing Normal University, Beijing 100875, China*

(Dated: December 11, 2019)

The problem of gravitational wave parameter estimation and source localization is crucial in gravitational wave astronomy. Gravitational waves emitted by compact binary coalescences in the sensitivity band of second-generation ground-based detectors could have non-negligible eccentricities. Thus it is an interesting topic to study how the eccentricity of a binary source affects and improves the accuracy of its localization (and the signal-to-noise ratio). In this work we continue to investigate this effect with the enhanced postcircular waveform model. Using the Fisher information matrix method, we determine the accuracy of source localization with three ground-based detector networks. As expected, the accuracy of source localization is improved considerably with more detectors in a network. We find that the accuracy also increases significantly by increasing the eccentricity for the large total mass ($M \geq 40M_{\odot}$) binaries with all three networks. For the small total mass ($M < 40M_{\odot}$) binaries, this effect is negligible. For the smaller total mass ($M < 5M_{\odot}$) binaries, the accuracy could be even worse at some orientations with increasing eccentricity. This phenomenon comes mainly from how well the frequency of the higher harmonic modes induced by increasing eccentricity coincides with the sensitive bandwidth of the detectors. For the case of the $100M_{\odot}$ black hole binary, the improvement factor is about 2 in general when the eccentricity grows from 0.0 to 0.4. For the cases of the $22M_{\odot}$ black hole binary and the $2.74M_{\odot}$ neutron star binary, the improvement factor is less than 1.1, and it may be less than 1 at some orientations.

PACS numbers: 04.80.Nn, 04.25.Nx

I. INTRODUCTION

Since 2015, advanced LIGO [1], with Virgo [2] joining later, has identified 11 gravitational wave events [3] of compact binary coalescence during the first and the second observation runs (O1 and O2). As their sensitivities are getting improved and detectors such as KAGRA [4] and LIGO-India [5] will also join the detection network [6], one would expect even more frequent events that will definitely bring a promising future for gravitational wave astronomy [7, 8]. Furthermore, third-generation detectors like the Einstein Telescope [9] and Cosmic Explorer [10], space-based detectors, such as LISA [11], Taiji [12], or Tianqin [13], and detectors based on novel designs beyond interferometry will make the gravitational wave community even more dynamic and bring us unexpected puzzles and resolutions about nature as well.

Compact binary coalescence is a major type of gravitational wave source. The binary black holes inspiral, coalescence, and ringdown waveforms as the simplest two-body problem in the General Relativity (GR) have also been extensively studied analytically and numerically. Despite that all observations so far are consistent with GR [14], the fact that circular binary waveforms are primarily used as the matched filtering template in most of the current detection and parameter estimation tasks

[15–19] is still a fly in the ointment. A more systematic and precise analysis is therefore always sought in the attempt to more closely approach the underlying reality. Using a circular binary waveform template is computationally cheaper and physically sound, since the trajectory as a binary gets closer will be circularized efficiently [20, 21], due to the high gravitational radiation before its gravitational wave has entered the sensitivity band of a ground-based detector. However, there are astrophysical scenarios in which a binary has a non-negligible eccentricity, and it may contribute observational features in the sensitivity band. Two closely bound black holes and a third one orbiting the mass center of the first two can compose a hierarchical triple system [22], which is common in globular clusters. The Kozai-Lidov mechanism in these systems may also lead to non-negligible eccentricity. Wen in Ref. [23] argued that approximately 30% of the inner binaries in globular cluster could merge with eccentricities larger than 0.1 as they enter the advanced LIGOs frequency band. However, the later work in Ref. [24, 25] found that a lower percentage of these inner binaries in isolated triple systems have nonzero eccentricities. And Liu *et al.* [26] found that about 7% of binary black holes and 18% of neutron star - black hole binaries in hierarchical triple systems with spin-orbit misalignment could merge with eccentricities larger than 0.1 at 10 Hz. In addition, resonant binary-single interaction in globular clusters [27–29], gravitational wave capture events in globular clusters [30, 31] and in galactic nuclei [32–34], binary-binary encounters in globular clus-

*Electronic address: hppan@phys.ncku.edu.tw

ters [35], nonhierarchical triples in globular clusters and in nuclear star clusters [36], and bound quadruples [37] can result in eccentric binary neutron stars, neutron star-black hole binaries, and binary black holes that will reside in the advanced LIGOs frequency band.

An important step for gravitational data analysis is parameter estimation, by which source parameters like masses, spins, orientation, polarization, location, the phase at the merger, and their uncertainty are approximated. In the Bayesian framework of parameter estimation [38, 39], those are quantified by underlying, usually intractable, posterior distributions that could be approximated by a Markov chain Monte Carlo (MCMC) simulation [19, 40–42] and similar algorithms. This is, however, numerically prohibitively expensive for the systems with a large survey of parameters. For example, the eccentric spinning binaries depend on 17 parameters [43]. In contrast, the Fisher information matrix allows for approximating the uncertainty [15, 16, 18] without knowing the central values. The inverse of the Fisher information matrix approximates well the standard deviation of and correlations among the parameters for the case of a large signal-to-noise ratio and Gaussian noise [44]. Simply speaking, given a set of templates, the more sensitively the waveform depends on the parameters, the larger the corresponding components of the Fisher matrix are, and therefore the smaller the standard deviation and uncertainty are. Eccentric waveforms have been used beyond the circular one to improve the parameter estimation accuracy; Kyutoku and Seto studied [45] the premerger localization accuracy of eccentric binary neutron stars. Gondán *et al.* investigated high-eccentricity binary black holes [46] and extended to binary neutron stars, neutron starblack hole binaries, and binary black holes with the black hole masses up to $110M_{\odot}$ [47]. Mikóczy *et al.* found that template waveforms with higher eccentricity could increase the accuracy of source localization for LISA [48]. For a single detector on the ground, Sun *et al.* also found [49] that the source parameters can be estimated generally with improved uncertainty if a more eccentric waveform were used for the Fisher information matrix.

Our primary objective is to systematically assess the ability of source localization under the detector network, which is essential for multimessenger observations. A gravitational wave interferometric detector is essentially omnidirectional. A ground-based detector network is essential for the triangle localization of gravitational wave sources [50–52]. Note that the situation is different from that of the space-based detectors of which the position changes a lot within a period of the gravitational wave strain, and thereby the strain itself contains information about source location. In our previous work [53], we have found a more precise localization for an eccentric binary under a three-detector network with eccentric gravitational waveforms. In this work, we will, therefore, extend the study systematically to the four- and five-detector network with an eccentric waveform template. The enhanced postcircular (EPC) frequency do-

main model [54] proposed by Huerta *et al.* was used to calculate the Fisher matrix, which is based on the Yunes *et al.* postcircular (PC) model [55].

As summarized in Ref. [54], the EPC model has some appealing features of the two waveform families, i.e., the x model [56] at 2 post-Newtonian (PN) order and the TaylorF2 model [57, 58] at 3.5 PN order, taken as reference points. This indicates that the EPC waveform can be treated with two aspects: one corresponds to the quasicircular part, which is up to 3.5 PN order from the TaylorF2 model, and the other corresponds to the eccentric part which is up to 2 PN order from the x model. Since the effect of the pericenter precession appears at 1 PN order, the pericenter precession has been accounted for already in the EPC model.

From this point of view, the EPC model has two limitations: One of the limitations is that the EPC model is only a phenomenological extension of the PC model which makes the EPC model lack of physical explanation to eccentric binary systems. The other limitation is that it only describes the inspiral stage of an eccentric binary system without the consideration of its merger and ringdown stages yet. For the aim of gravitational wave (GW) source parameter estimation, the first limitation is not a major concern from the viewpoint of observation. However, the second limitation might make the result from the EPC model on the accuracy of parameter estimation weaker than the one from the real situation. We will describe this model in detail in Sec. II.

This paper is organized as follows. In Sec. II, we introduce the EPC waveform model and define the variables. Then we describe related information about the network of advanced detectors. The noise models and the location information of the detectors that are used in this work are also presented there. In Sec. III, we describe the source localization accuracy estimation method. In Sec. IV, we present our result of the source localization accuracy for eccentric binaries. The eccentric waveform model can improve the source localization accuracy quite well for the large mass binary systems, but not for the small mass systems. Finally, we summarize our conclusions in Sec. V.

We use the geometric units $G = c = 1$ in this paper. M_{\odot} is used to denote the solar mass. We denote the mass of the two objects of the binary as m_1 and m_2 , the total mass as $M = m_1 + m_2$, the symmetric mass ratio as $\eta = \frac{m_1 m_2}{M^2}$ and the chirp mass as $\mathcal{M} = \frac{(m_1 m_2)^{3/5}}{M^{1/5}} = \eta^{3/5} M$.

II. ECCENTRIC MODEL WITH DETECTOR NETWORK

A. Enhanced postcircular waveform model

The PC waveform model by Yunes *et al.* [55] is a waveform model for an eccentric binary coalescence in

the frequency domain. In the PC model, the conservative and dissipative orbital dynamics are treated with the post-Newtonian approximation. The effect of the small eccentricity is treated through a high-order spectral decomposition. Then the waveform is computed via the stationary-phase-approximation method [18]. Later, the above result was generalized to a higher-order PN approximation [59–61]. Huerta *et al.* extended the PC model into the EPC model [54]. The EPC model is constructed with the two following requirements:

1. In the zero-eccentricity limit, the model reduces to the TaylorF2 model at 3.5 PN order.
2. In the zeroth PN order, the model recovers the PC expansion, including eccentricity corrections up to order $O(e^8)$.

The waveform of the EPC model can be written as

$$\tilde{h}(f) = C \frac{\mathcal{M}^{5/6}}{D_L} f^{-7/6} \sum_{\ell=1}^{10} \xi_{\ell} \left(\frac{\ell}{2}\right)^{2/3} e^{-i\Psi_{\ell}}, \quad (1)$$

where $C = -\frac{1}{8\pi^{2/3}} \sqrt{\frac{5}{6}}$, f is the frequency of the gravitational wave and ℓ is the harmonic. The phase Ψ_{ℓ} is defined as

$$\Psi_{\ell} = 2\pi f t_c - \ell\phi_c + \left(\frac{\ell}{2}\right)^{8/3} \frac{3}{128\eta\nu_{\text{ecc}}^5} \sum_{i=0}^7 a_i \nu_{\text{ecc}}^i. \quad (2)$$

The EPC waveform involves 11 parameters (e_0 , D_L , \mathcal{M} , η , t_c , ϕ_c , θ , ϕ , ψ , ι , β), where

- e_0 : Initial eccentricity which corresponds to the initial frequency f_0 of the gravitational wave.
- D_L : Luminosity distance between the detector and the gravitational-wave source.
- \mathcal{M} : Chirp mass of the binaries.
- η : Symmetric mass ratio of the binaries.
- t_c : Arrival time of the coalescence signal.
- ϕ_c : Initial orbital phase of the coalescence.
- θ : Polar angle of the source base on the detector coordinate.
- ϕ : Azimuthal angle of the source base on the detector coordinate.
- ψ : Polarization angle with respect to the detector.
- ι : Inclination angle, the polar angle between the orbital angular momentum and the line joining the source to the detector.
- β : Azimuthal angle on the orbital plane around the line joining the source to the detector.

The angles θ and ϕ describe the orientation of the source. The explicit expression of the amplitude ξ_{ℓ} in Eq. (1) is listed in Eq. (4.31) of Ref. [55], in which it depends on e_0 and the angle parameters (θ , ϕ , ψ , ι , β). In Eq. (2), ν_{ecc} is the orbital velocity of the binary object, and it depends on e_0 and f . The explicit expression for ν_{ecc} can be found in Eq. (13) of Ref. [54]. The coefficients a_i are listed in Eq. (3.18) of Ref. [58]. The three parameters θ , ϕ , and ψ

appear in the antenna pattern function, which is defined as

$$F_+ = -\frac{1 + \cos^2 \theta}{2} \cos 2\phi \cos 2\psi - \cos \theta \sin 2\phi \sin 2\psi, \quad (3)$$

$$F_{\times} = +\frac{1 + \cos^2 \theta}{2} \cos 2\phi \sin 2\psi - \cos \theta \sin 2\phi \cos 2\psi. \quad (4)$$

Regarding to the reliability of this model, Fig. 3 of Ref. [54] gives a good illustration. As mentioned in the Introduction, the x model is reliable for eccentric binaries up to 2 PN order. The TaylorF2/TaylorT4 models are reliable for quasicircular binaries up to 3.5 PN order. In this plot, the overlap for the results from the EPC model and from the TaylorF2/TaylorT4 models decays when the initial eccentricity increases. This indicates that the TaylorF2/TaylorT4 models break down in predicting eccentric binaries. In the same plot, the overlap for the results from the EPC model and from the x model almost keeps constant in the eccentricity range $[0, 0.4]$, which tells us that the EPC model is as reliable at $e_0 = 0.4$ as at $e_0 = 0$. As stated in Ref. [54], the phase prescription of the EPC model is reliable for $e_0 \leq 0.6$ for a $6M_{\odot} + 6M_{\odot}$ system and for $e_0 \leq 0.4$ for a $1.4M_{\odot} + 1.4M_{\odot}$ system. Therefore, the EPC waveform model is reliable for the initial eccentricity up to 0.4.

B. Waveform model in the detector network

Most of the waveform expressions for the EPC model shown in the literature are for a single detector. Sun *et al.* have used the EPC model to study the parameters estimation for an eccentric binary in Ref. [49]. We have extended the study of this model for three detectors [53]. In this work, we would like to further extend the study to a global network, including KAGRA [4] in Japan and LIGO-India [5], which will be built in India.

To make our discussion self-contained, we have written out the EPC waveform model for the detector networks by setting up an Earth coordinate system [53] in our previous work. In the Earth coordinates, the EPC model involves 11 parameters (e_0 , D_{Le} , \mathcal{M} , η , t_{ce} , ϕ_c , θ_e , ϕ_e , ψ_e , ι_e , β_e), where

- D_{Le} : Luminosity distance between the center of the Earth and the gravitational wave source.
- t_{ce} : Arrival time of the coalescence signal with respect to the center of the Earth.
- θ_e : Polar angle of the source based on the Earth coordinates.
- ϕ_e : Azimuthal angle of the source based in the Earth coordinates.
- ψ_e : Polarization angle with respect to the Earth coordinates.
- ι_e : Inclination angle, the polar angle between the orbital angular momentum and the line joining the source to the center of the Earth.

TABLE I: The location of detectors and the orientation of their arms [62–65]. The azimuth of their arm’s rotation is from the north direction to the west direction.

Detector	Latitude	Longitude	x arm	y arm
LIGO-Hanford	46°27′19″	−119°24′28″	36°	126°
LIGO-Livingston	30°33′46″	−90°46′27″	108°	198°
VIRGO	43°37′53″	10°30′16″	341°	71°
KAGRA	36°24′46″	137°18′13″	298.3°	28.3°
LIGO-India	19°5′47″	74°2′59″	45°	135°

β_e : Azimuthal angle in the orbital plane around the line joining the source to the center of the Earth. Here, we assume that θ_i and ϕ_i are the location of the

i th detector in the network, and the x arm rotates from the north direction to the west direction with ψ_i . The angles (θ_i , ϕ_i) in terms of the longitude λ (a negative value indicates the Southern Hemisphere) and latitude α (a negative value indicates west of the Prime Meridian) on the Earth are

$$\theta_i = \frac{\pi}{2} - \lambda, \quad (5)$$

$$\phi_i = \begin{cases} \alpha, & \text{if } \alpha \geq 0 \\ 2\pi + \alpha, & \text{if } \alpha < 0. \end{cases} \quad (6)$$

The relations between the detector-based quantities mentioned in the last paragraph and the Earth-based quantities can be written as follows:

$$D_L = D_{Le} + \Delta D_L, t_c = t_{ce} + \Delta t_c, \iota \approx \iota_e, \beta \approx \beta_e, \cos \theta \approx \sin \theta_e \sin \theta_i \cos(\phi_e - \phi_i) + \cos \theta_e \cos \theta_i, \quad (7)$$

$$\tan \phi = \frac{\sin \theta_e \sin \psi_i \cos \theta_i \cos(\phi_e - \phi_i) - \cos \theta_e \sin \theta_i \sin \psi_i - \sin \theta_e \cos \psi_i \sin(\phi_e - \phi_i)}{-\sin \theta_e \cos \psi_i \cos \theta_i \cos(\phi_e - \phi_i) + \cos \theta_e \sin \theta_i \cos \psi_i + \sin \theta_e \sin \psi_i \sin(\phi_i - \phi_e)}, \quad (8)$$

$$\cos \psi \approx \sin \theta_e \sin \psi_e \sin \theta_i \sin(\phi + \psi_i) - \cos(\phi + \psi_i) \cos \psi_e \cos(\phi_e - \phi_i) - \cos(\phi + \psi_i) \sin \psi_e \cos \theta_e \sin(\phi_e - \phi_i) - \sin(\phi + \psi_i) \cos \psi_e \cos \theta_i \sin(\phi_e - \phi_i) + \cos \theta_e \sin \psi_e \cos \theta_i \sin(\phi + \psi_i) \cos(\phi_e - \phi_i). \quad (9)$$

$$\sin \psi \approx \cos \psi_e \cos \theta \cos \theta_i \cos(\phi + \psi_i) \sin(\phi_e - \phi_i) - \cos \psi_e \cos \theta \sin(\phi + \psi_i) \cos(\phi_e - \phi_i) + \cos \psi_e \sin \theta \sin \theta_i \sin(\phi_e - \phi_i) - \sin \psi_e \cos \theta_e \cos \theta \cos \theta_i \cos(\phi + \psi_i) \cos(\phi_e - \phi_i) - \sin \psi_e \cos \theta_e \cos \theta \sin(\phi + \psi_i) \sin(\phi_e - \phi_i) - \sin \psi_e \cos \theta_e \sin \theta \sin \theta_i \cos(\phi_e - \phi_i) - \sin \psi_e \sin \theta_e \cos \theta \sin \theta_i \cos(\phi + \psi_i) + \sin \psi_e \sin \theta_e \sin \theta \cos \theta_i, \quad (10)$$

where

$$\Delta D_L = \Delta t_c \approx \frac{R_E^2}{2D_{Le}} - R_E[\sin \theta_e \sin \theta_i \cos(\phi_e - \phi_i) + \cos \theta_e \cos \theta_i], \quad (11)$$

R_E is the radius of the Earth. These relations result from the Appendix in Ref. [53].

In the current paper, we consider three network configurations with I) three, II) four, and III) five advanced detectors. In case I, we consider the LIGO-Livingston (L), LIGO-Hanford (H) [1], and advanced Virgo detector (V) [2] in Cascina, denoted by LHV. In case II, KAGRA (K) [4] in Gifu Prefecture is joined to the network in addition to LHV, denoted by LHVK. And we add the LIGO-India (I) [5] in the network for case III, denoted by LHVKI. The information for these detectors is listed in Table I. We use the one-sided noise power spectral density (PSD) for the advanced LIGO and LIGO-India as follows [66]: when $f \geq 20$ Hz,

$$S_n(f) = S_0 \left(x^{-4.14} - 5x^{-2} + 111 \frac{2 - 2x^2 + x^4}{2 + x^2} \right), \quad (12)$$

where $x = f/f_0$, $f_0 = 215$ Hz, and $S_0 = 10^{-49}$ /Hz. When $f < 20$ Hz, $S_n(f) = \infty$. For the advanced Virgo,

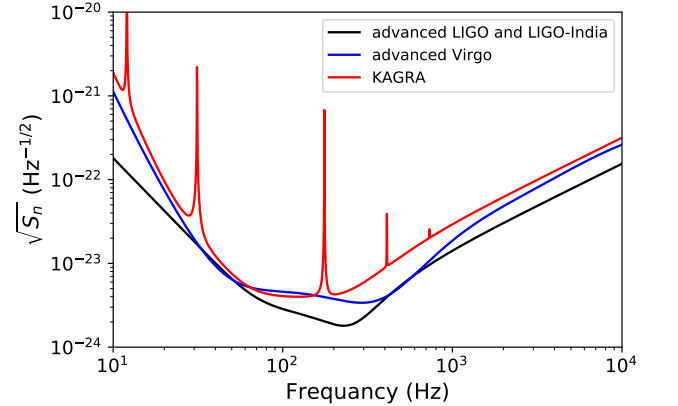


FIG. 1: The sensitivity curves for the advanced LIGO, LIGO-India, advanced Virgo, and KAGRA.

we use Eq. (6) in Ref. [67]: when $f \geq 10$ Hz,

$$S_n(f) = S_0 [0.07 \exp(-0.142 - 1.437x + 0.407x^2) + 3.10 \exp(-0.466 - 1.043x - 0.548x^2) + 0.40 \exp(-0.304 + 2.896x - 0.293x^2) + 0.09 \exp(1.466 + 3.722x - 0.984x^2)]^2, \quad (13)$$

where $x = \ln(f/f_0)$, $f_0 = 300$ Hz, and $S_0 = 1.585081 \times 10^{-48}$ /Hz. When $f < 10$ Hz, $S_n(f) = \infty$. For KAGRA, we use the KAGRA design curve in Ref. [68]. Figure 1 shows the PSD for the advanced LIGO/LIGO-India, the advanced Virgo and KAGRA.

III. SOURCE LOCALIZATION ACCURACY ESTIMATE METHOD

In this paper, we use the Fisher information matrix method [15, 16, 18] to estimate the source localization accuracy. We first define the matched filter signal-to-noise ratio (SNR) of a network for N detectors as

$$\rho^2 \equiv \sum_{k=1}^N (h_k | h_k)_k = \sum_{k=1}^N 4\text{Re} \int_{f_{\min}}^{f_{\max}} \frac{\tilde{h}_k^*(f) \tilde{h}_k(f)}{S_{kn}(f)} df, \quad (14)$$

where $(\cdot)_k$ denotes the inner product for the k th detector, \tilde{h}_k is the waveform for the k th detector in frequency domain, $S_{kn}(f)$ is the one-sided power spectral density of the noise for the k th detector, and $*$ denotes complex conjugation. The limits of integration, f_{\min} and f_{\max} , correspond to the frequency bound of the detectors and the nature of the signal. Considering the frequency bound of the detectors we are using in this work, we set the lower limit of integration as 20 Hz. For the upper limit, since the EPC model is an inspiral waveform, which is valid until the last stable orbit frequency $F_{\text{LSO}} \approx \frac{1}{6^{3/2}(2\pi M)}$, we can set F_{LSO} as the upper orbital frequency bound of the integration. Corresponding to the orbital frequency F , the ℓ th harmonic component results in a gravitational wave with frequency ℓF . Hence, we assume that the upper cutoff frequency of the ℓ th harmonic is ℓF_{LSO} . Since the EPC model has ten harmonics, we set the upper limit of integration to be $10F_{\text{LSO}}$.

Let Δp^a denote the errors in the estimation of the parameters p^a . If the SNR is high enough, Δp^a obeys the Gaussian probability distribution, which can be written as

$$g(\Delta p^a) = G \exp\left(-\frac{1}{2} \Gamma_{bc} \Delta p^b \Delta p^c\right), \quad (15)$$

where G is a normalization constant. The quantity Γ_{ab} is the Fisher information matrix. For a network with N detectors, the Fisher information matrix is defined as

$$\Gamma_{ab} \equiv \sum_{k=1}^N (\partial_a h_k | \partial_b h_k)_k, \quad (16)$$

where ∂_a means $\partial/\partial p^a$. In this work, p^a denotes any of the parameters among e_0 , D_{Le} , \mathcal{M} , η , t_{ce} , ϕ_c , θ_e , ϕ_e , ψ_e , ν_e , and β_e . So Γ_{ab} is an 11 by 11 matrix. The covariance matrix is defined as

$$\Sigma^{ab} \equiv \langle \Delta p^a \Delta p^b \rangle = (\Gamma^{-1})^{ab}, \quad (17)$$

where $\langle \cdot \rangle$ denotes the average with respect to the probability distribution function in Eq. (15). We can estimate the root-mean-square error, which is given by

$$\sigma_a = \sqrt{\langle (\Delta p^a)^2 \rangle} = \sqrt{\Sigma^{aa}}. \quad (18)$$

Here Σ^{aa} is the diagonal element of the covariance matrix with respect to the parameter p^a . In this work, we focus on the source localization accuracy, defined as the measurement error of the sky position solid angle, which is given by

$$\Delta\Omega = 2\pi \sqrt{(\sigma_{\phi_e} \sigma_{\cos\theta_e})^2 - (\Sigma^{\phi_e \cos\theta_e})^2}, \quad (19)$$

where $\Sigma^{\phi_e \cos\theta_e}$ is the nondiagonal element of the covariance matrix with respect to the parameters $\cos\theta_e$ and ϕ_e . If $\Delta\Omega$ is smaller, the source localization is more accurate.

IV. RESULTS

In this section, we use the EPC waveform model, described in Sec. II, to show the influence of the initial eccentricity, as well as the effect of different gravitational wave detector networks, on the accuracy of the source localization. Here we investigate two binary black hole (BBH) systems, one with a total mass $100M_\odot$ and the other with $22M_\odot$, and a binary neutron star (BNS) system with a total mass $2.74M_\odot$ and thus a chirp mass $\mathcal{M} = 1.188M_\odot$. We call the one with $100M_\odot$ the big BBH, the one with $22M_\odot$ the GW151226-like BBH, and the one with $2.74M_\odot$ the GW170817-like BNS. We define e_x as $e_0 = x$ for convenience.

A. Big BBH case

First, we consider the big BBH with a total mass $100M_\odot$. We fix the parameters $D_{Le} = 410\text{Mpc}$, $\eta = 1/4$, $\mathcal{M} = M\eta^{3/5} = 43.53M_\odot$, and $t_{ce} = \phi_c = \nu_e = \beta_e = \psi_e = 0$, while varying θ_e , ϕ_e , and e_0 to investigate the resulting accuracy of the source localization. In Fig. 2, we show the results of the error ellipses for $e_{0.0}$ (Fig. 2a) and $e_{0.4}$ (Fig. 2b). We compare the result for the cases of LHV, LHVK and LHVKI in each subgraph. Every ellipse in Fig. 2 represents the 5σ error region in the θ_e - ϕ_e sphere. We can see from Fig. 2 that the accuracy of the source localization is improved when we use more detectors. It is about two times better when we use the LHVK network instead of the LHV network and three times better when we use the LHVKI network, by comparing the area of the ellipses. It is also improved by about 2.5 times better when the initial eccentricity changes from 0.0 to 0.4. In general, this shows that the network with more detectors gives a more accurate localization and thus smaller error ellipses, as people expect. It also indicates that a binary system with higher initial eccentricity gives more accurate localization, and thus smaller error ellipses, than the one with smaller initial eccentricity.

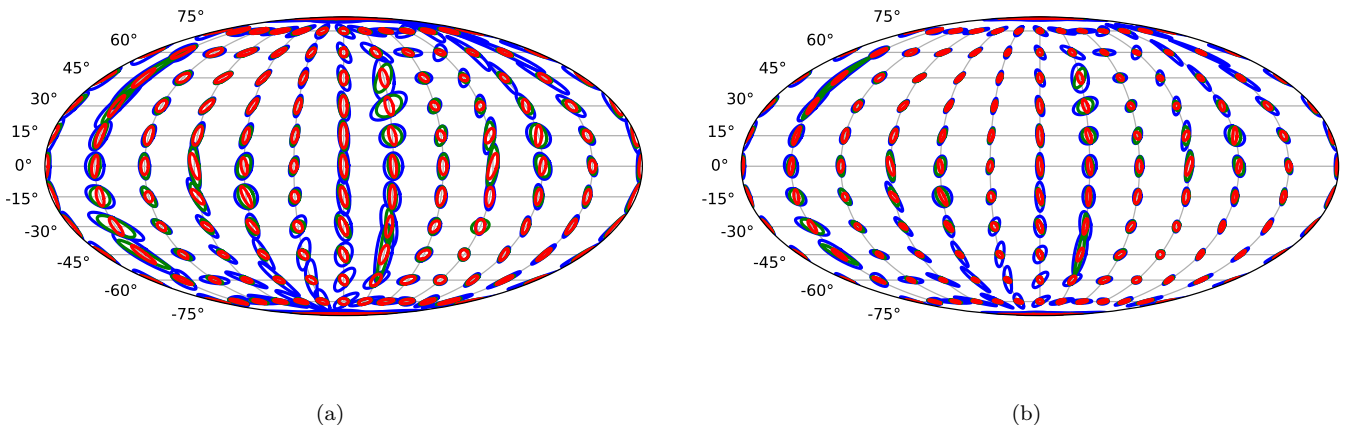


FIG. 2: Error ellipses of the source localization in the big BBH case for (a) $e_{0.0}$ and (b) $e_{0.4}$. The blue, green, and red ellipses correspond to the LHV, LHVK, and LHVKI cases, respectively. This shows that the network with more detectors gives a more accurate localization and thus smaller error ellipses. It also indicates that a binary system with higher initial eccentricity gives a more accurate localization, and thus smaller error ellipses, than the ones with smaller initial eccentricity.

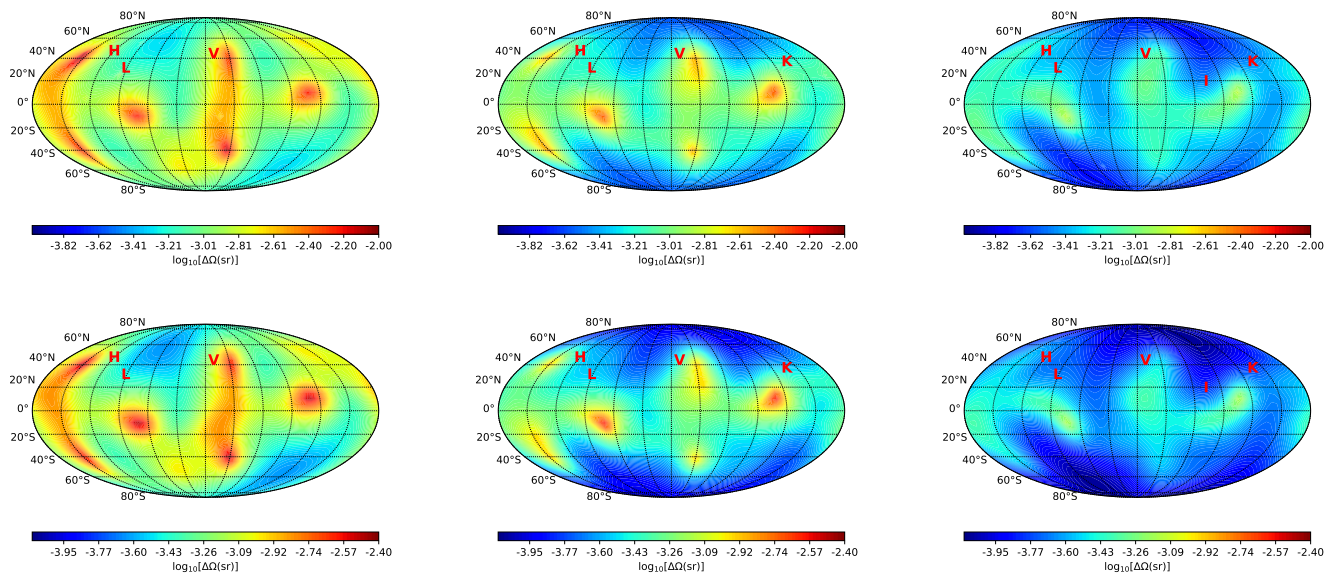


FIG. 3: Estimated error $\Delta\Omega$ of the source localization for the big BBH case. The panels in the upper and the lower rows correspond to the eccentricities $e_{0.0}$ and $e_{0.4}$, respectively. We show the $\Delta\Omega$'s for the LHV, LHVK, and LHVKI cases in the left, middle, and right columns, respectively.

We compared $\Delta\Omega$ for the LHV, LHVK, and LHVKI cases with $e_{0.0}$ and $e_{0.4}$ for all (θ_e, ϕ_e) in Fig. 3. Here, sr means “square radian,” and $1\text{sr} = (180/\pi)^2 \approx 3282.81 \text{ deg}^2$. In the upper row, we show the result of $\Delta\Omega$ for $e_{0.0}$. The left, middle, and right columns correspond to the networks LHV, LHVK, and LHVKI, respectively. One can see that $\Delta\Omega$ is smaller for a network with more detectors in general. In the lower row of Fig. 3, we show the result of $\Delta\Omega$ for $e_{0.4}$. One can see that the distribution behavior is similar to that of the $e_{0.0}$ case. When

more detectors are used, a better accuracy of source localization is obtained. The best and worst $\Delta\Omega$'s and the corresponding sky locations are listed in Table II. One can see that the accuracy of source localization in the $e_{0.4}$ case is better than that in the $e_{0.0}$ case.

In Fig. 4, we compare $\Delta\Omega$ among the three networks by plotting the ratio of $\Delta\Omega$ among them, as

$$\Delta\Omega_{\text{LHVK}}^{\text{LHV}} = \frac{\Delta\Omega_{\text{LHV}}}{\Delta\Omega_{\text{LHVK}}}, \quad \Delta\Omega_{\text{LHVKI}}^{\text{LHV}} = \frac{\Delta\Omega_{\text{LHV}}}{\Delta\Omega_{\text{LHVKI}}},$$

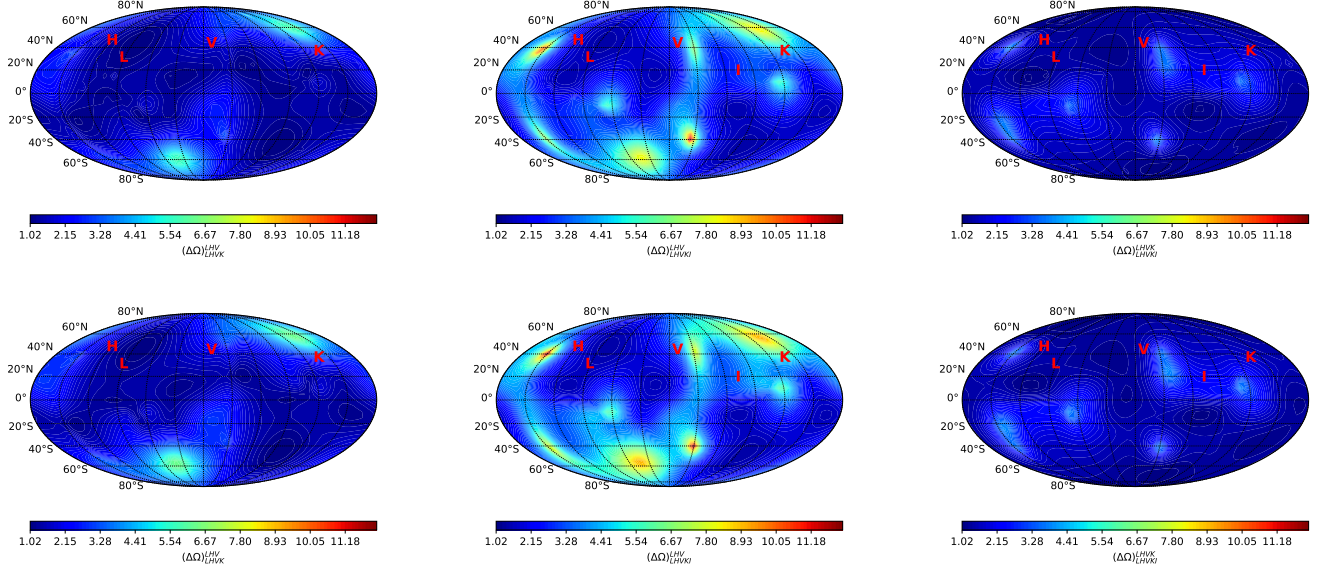


FIG. 4: Ratios of $\Delta\Omega$ among different networks, defined in Eq. (20), for the big BBH case. The panels in the upper and the lower rows correspond to the eccentricities $e_{0.0}$ and $e_{0.4}$, respectively. $\Delta\Omega_{\text{LHV}}^{\text{LHV}}$, $\Delta\Omega_{\text{LHVK}}^{\text{LHV}}$, and $\Delta\Omega_{\text{LHVKI}}^{\text{LHV}}$ are shown in the left, middle, and right columns, respectively.

TABLE II: The best/worst accuracy of source localization and the corresponding sky location for the big BBH case.

Network	e_0	(θ_e, ϕ_e)	$\Delta\Omega$
LHV	0.0	(2.53, 2.01)/(2.27, 0.44)	$4.84 \times 10^{-4}/8.34 \times 10^{-3}$
	0.4	(2.53, 2.09)/(0.87, 3.67)	$2.31 \times 10^{-4}/3.70 \times 10^{-3}$
LHVK	0.0	(2.97, 4.80)/(1.40, 1.92)	$2.58 \times 10^{-4}/4.22 \times 10^{-3}$
	0.4	(2.97, 4.89)/(1.75, 5.06)	$1.15 \times 10^{-4}/2.53 \times 10^{-3}$
LHVKI	0.0	(2.71, 4.71)/(1.75, 4.97)	$1.87 \times 10^{-4}/1.42 \times 10^{-3}$
	0.4	(2.79, 4.80)/(1.75, 4.97)	$8.66 \times 10^{-5}/6.91 \times 10^{-4}$

TABLE III: The best/worst improvement of source localization accuracy among the networks.

Case	e_0	$\Delta\Omega_{\text{LHV}}^{\text{LHVK}}$	$\Delta\Omega_{\text{LHV}}^{\text{LHVKI}}$	$\Delta\Omega_{\text{LHVK}}^{\text{LHVKI}}$
Big	0.0	6.58/1.02	12.2/1.41	4.18/1.02
	0.4	6.40/1.02	12.3/1.40	4.03/1.06
GW151226-like	0.0	7.85/1.01	19.8/1.28	7.06/1.02
	0.4	7.96/1.01	21.1/1.26	7.44/1.02
GW170817-like	0.0	8.58/1.00	29.2/1.21	7.00/1.01
	0.4	8.70/1.00	30.0/1.21	6.99/1.01

$$\Delta\Omega_{\text{LHVKI}}^{\text{LHVK}} = \frac{\Delta\Omega_{\text{LHVK}}}{\Delta\Omega_{\text{LHVKI}}}, \quad (20)$$

for each (θ_e, ϕ_e) . We show the results of these ratios for $e_{0.0}$ and that for $e_{0.4}$ in the upper and lower row, respectively. The distribution behavior in the $e_{0.0}$ case and in the $e_{0.4}$ case is similar. The best and worst improvement factors for the big BBH case are listed in the second

TABLE IV: The best/worst improvement of source localization accuracy between the eccentricities.

Case	Network	$\Delta\Omega_{0.4}^{0.0}$
Big	LHV	2.84/1.43
	LHVK	2.89/1.53
	LHVKI	2.52/1.70
GW151226-like	LHV	1.10/0.99
	LHVK	1.07/1.00
	LHVKI	1.08/1.04
GW170817-like	LHV	1.03/0.98
	LHVK	1.01/0.99
	LHVKI	1.01/0.99

row of Table III. One can see that the improvement factors between $e_{0.0}$ and $e_{0.4}$ are close, and the accuracy is improved significantly by having more detectors in the network. The results in Fig. 3 and Fig. 4 say that the network with more detectors gives a smaller $\Delta\Omega$ and thus more accurate localization in this scenario.

In Fig. 5, we plot the improvement factor $\Delta\Omega_{0.4}^{0.0} \equiv \frac{\Delta\Omega_{0.0}}{\Delta\Omega_{0.4}}$ for each (θ_e, ϕ_e) , where the subscripts 0.0 and 0.4 mean $e_{0.0}$ and $e_{0.4}$, respectively. We show the best and worst improvement factors between the two eccentricities for the three networks in the second row of Table IV, for this case. The results in Fig. 5 and Table IV emphasize that the cases with higher initial eccentricity give a smaller $\Delta\Omega$ and thus a more accurate localization than the ones with smaller initial eccentricity, in this scenario.

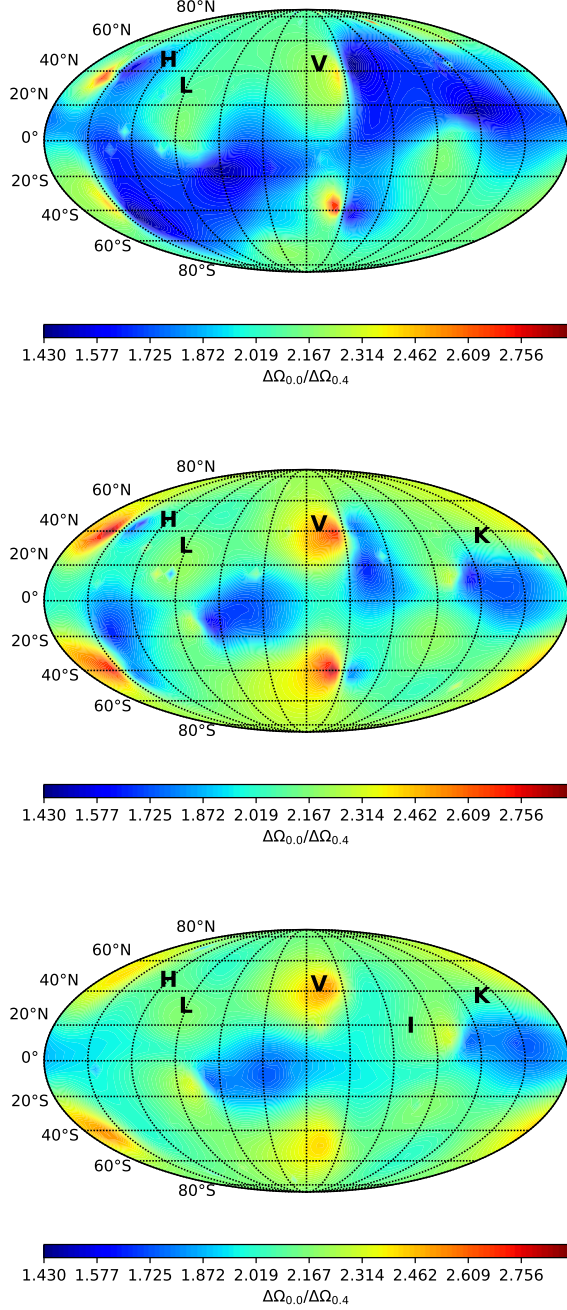


FIG. 5: $\Delta\Omega_{0,0}^{0,0}$ for the big BBH case. The plots in the upper, middle, and lower panels correspond to the LHV, LHVK, and LHVKI cases, respectively.

In the above result, we have fixed ψ_e , β_e and ι_e to be zero. To investigate the effect of these parameters on the source location improvement with different eccentricities and networks, we apply the Monte Carlo method with 10^4 samples. We take uniform random values for θ_e within $(0, \pi)$; ϕ_e , ψ_e , and β_e within $(0, 2\pi)$; and ι_e within $(0, \pi/2)$. We show the statistical results with

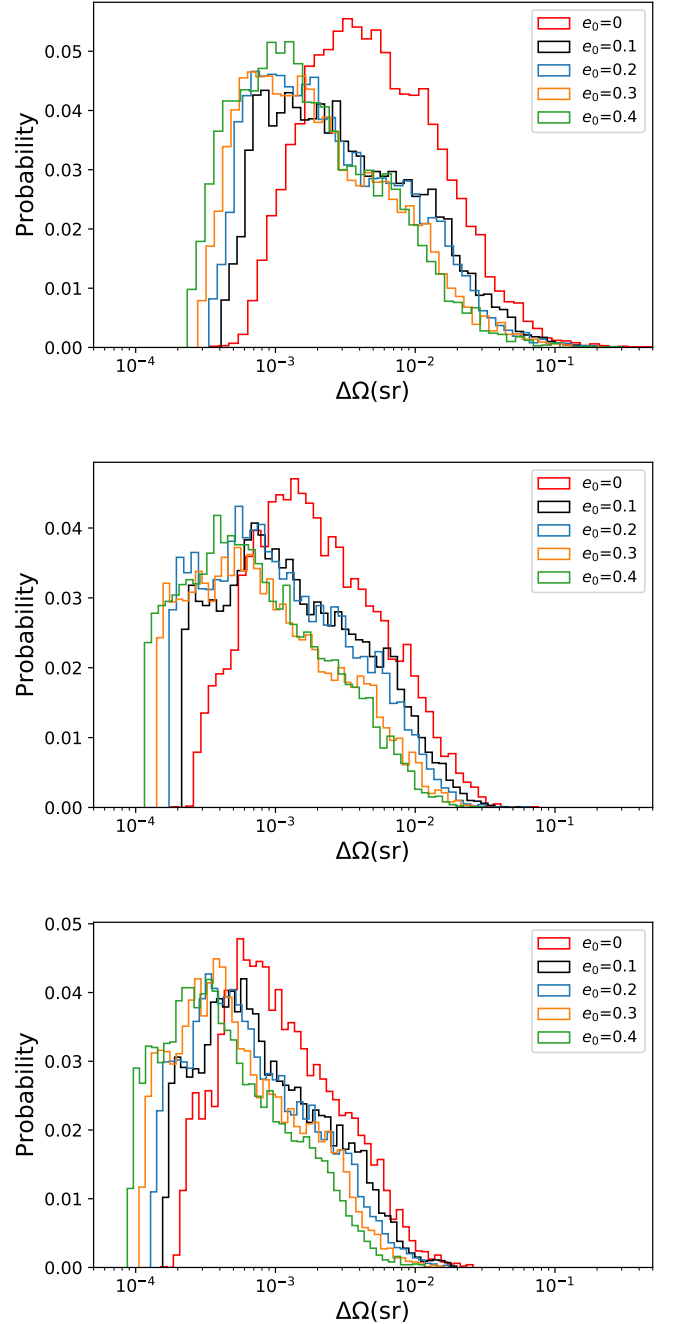


FIG. 6: Histograms of $\Delta\Omega$ for varying angle parameters ι_e , β_e , ψ_e , θ_e and ϕ_e with 10^4 Monte Carlo samples, for the big BBH case. The plots in the upper, middle, and lower panels correspond to the LHV, LHVK, and LHVKI case, respectively.

the histograms in Fig. 6. For the distributions, we can see that the peaks all move leftward with the initial eccentricity increasing. By comparing the median value of the statistical data for each eccentricity case, we can determine the improvement of the accuracy of the source localization. Compared with the one in $e_{0,0}$, the source localization accuracy improves as 1.7 times better with

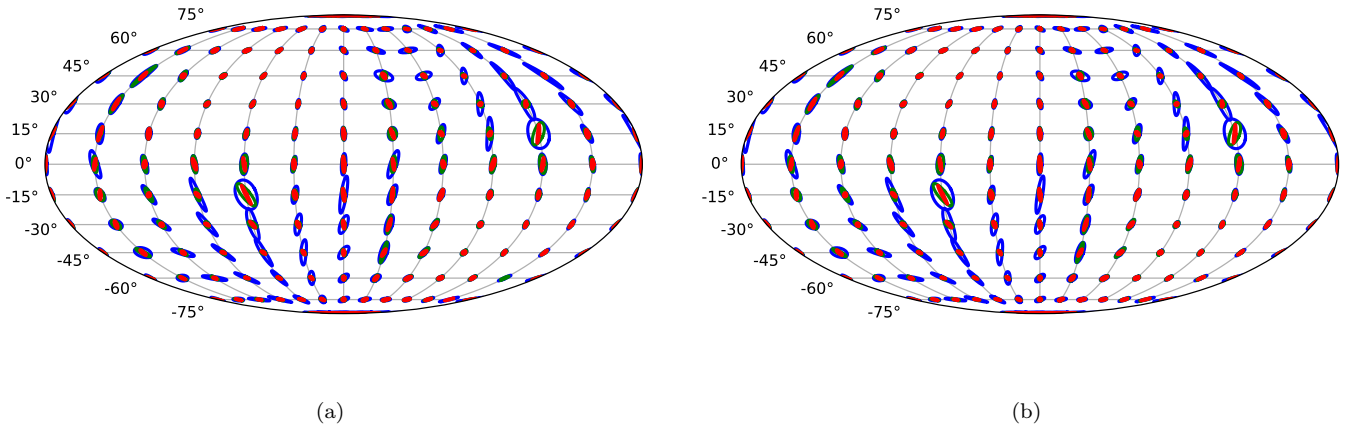


FIG. 7: Error ellipses of the source localization in the GW151226-like BBH case for (a) $e_{0.0}$ and (b) $e_{0.4}$. The blue, green, and red ellipses correspond to the LHV, LHVK, and LHVKI cases, respectively.

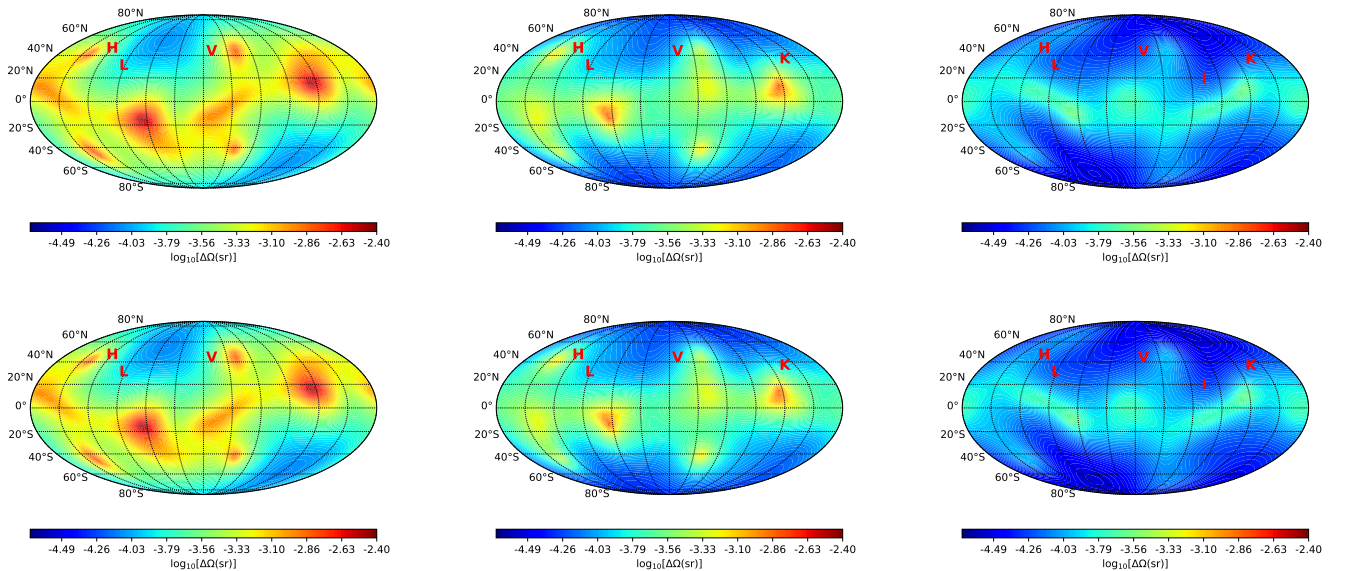


FIG. 8: Estimated error $\Delta\Omega$ of the source localization for the GW151226-like BBH case. The panels in the upper and the lower rows correspond to the eccentricities $e_{0.0}$ and $e_{0.4}$, respectively. We show the $\Delta\Omega$'s for the LHV, LHVK, and LHVKI cases in the left, middle, and right columns, respectively.

$e_{0.1}$, 2.2 times better with $e_{0.2}$, 2.7 times better with $e_{0.3}$, and 3.1 times better with $e_{0.4}$ for the LHV case. For the LHVK case, the source localization accuracy improves as 1.5 times better with $e_{0.1}$, 1.9 times better with $e_{0.2}$, 2.4 times better with $e_{0.3}$ and 2.8 times better with $e_{0.4}$. And it improves as 1.4 times better with $e_{0.1}$, 1.7 times better with $e_{0.2}$, 2.1 times better with $e_{0.3}$ and 2.5 times better with $e_{0.4}$ for the LHVKI case.

B. GW151226-like BBH case

In this subsection, we consider a GW151226-like BBH with a total mass $22M_{\odot}$. We fix the parameters $D_{Le} = 410\text{Mpc}$, $\eta = 1/4$, $\mathcal{M} = M\eta^{3/5} = 28.3M_{\odot}$, and $t_{ce} = \phi_c = \iota_e = \beta_e = \psi_e = 0$, while we vary θ_e , ϕ_e and e_0 to investigate the resulting accuracy of the source localization. Compared with the setting of the big BBH in the previous subsection, only the value of the chirp mass \mathcal{M} is changed. Similar to the result in Fig. 2, we study the error ellipses for different θ_e and ϕ_e . We show the results of the 5σ error region ellipses for the GW151226-like BBH

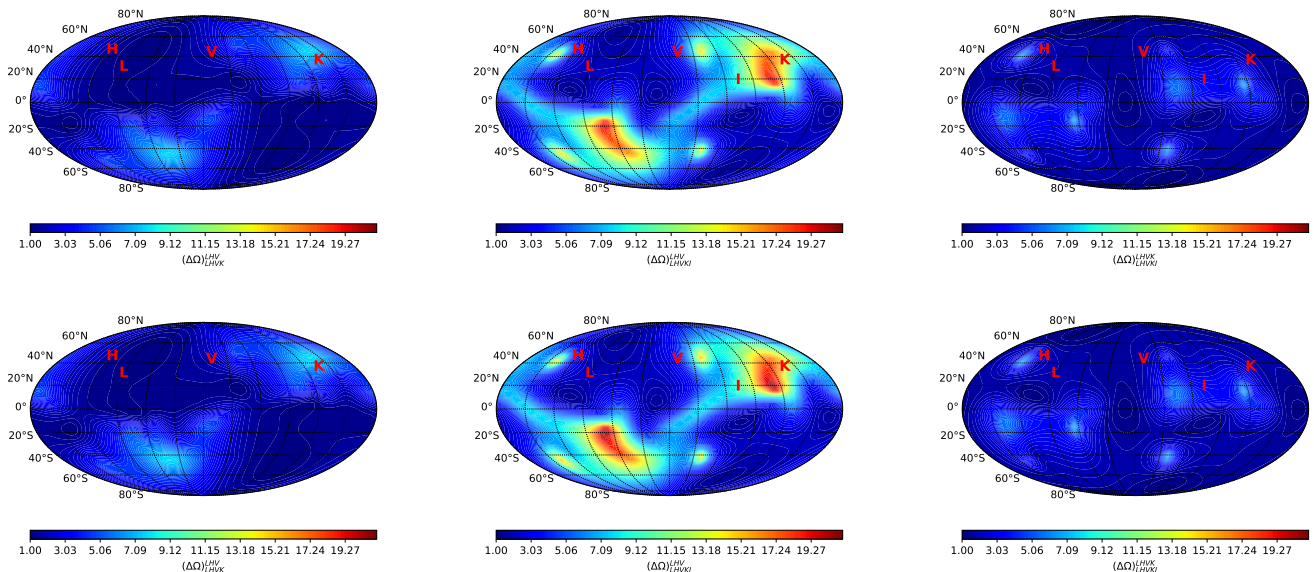


FIG. 9: Ratios of $\Delta\Omega$ among different networks, defined in Eq. (20), for the GW151226-like BBH case. The panels in the upper and the lower rows correspond to the eccentricities $e_{0,0}$ and $e_{0,4}$, respectively. $\Delta\Omega_{LHVK}^{LHV}$, $\Delta\Omega_{LHVKI}^{LHV}$, and $\Delta\Omega_{LHVKI}^{LHVK}$ are shown in the left, middle, and right columns, respectively.

case in Fig. 7. Compared with the ellipses in Fig. 2, the accuracy of the source localization in the GW151226-like BBH case is better than in the big BBH case. This is consistent with our previous result [53]. We can also see that, with more detectors, the accuracy of the source localization becomes better. And we find that the accuracy of the source localization is raised by increasing the initial eccentricity, but the improvement by the eccentricity could be negligible, in contrast to the big BBH case.

TABLE V: The best/worst accuracy of source localization and the corresponding sky location for the GW151226-like BBH case.

Network	e_0	(θ_e, ϕ_e)	$\Delta\Omega$
LHV	0.0	(2.53, 2.18)/(1.31, 2.01)	$8.56 \times 10^{-5}/3.64 \times 10^{-3}$
	0.4	(0.61, 5.32)/(1.31, 2.01)	$7.97 \times 10^{-5}/3.63 \times 10^{-3}$
LHVK	0.0	(2.97, 4.89)/(1.75, 5.15)	$5.17 \times 10^{-5}/1.46 \times 10^{-3}$
	0.4	(2.97, 4.89)/(1.75, 5.15)	$4.92 \times 10^{-5}/1.39 \times 10^{-3}$
LHVKI	0.0	(2.71, 4.97)/(1.75, 5.15)	$3.21 \times 10^{-5}/2.77 \times 10^{-4}$
	0.4	(0.44, 1.83)/(1.40, 2.01)	$3.01 \times 10^{-5}/2.61 \times 10^{-4}$

Similarly to in Fig. 3, we plot the distribution of $\Delta\Omega$ for the GW151226-like BBH case in Fig. 8 for $e_{0,0}$ (the upper panels) and $e_{0,4}$ (the lower panels). Compared with Fig. 3, we can see that the overall distribution behavior is similar to the one in the big BBH case. However, with the overall smaller $\Delta\Omega$ in the plots, the accuracy of the source localization for the GW151226-like BBH case is better than that for the big BBH case. This is because there is more gravitational wave signal falling within the most sensitive frequency band of the detec-

tors in the GW151226-like BBH case than in the big BBH case. We can see this clearly in Fig. 17. We postpone the discussion about the related issues until Sec. IV D. Table V shows the best and worst $\Delta\Omega$'s and the corresponding sky locations for the GW151226-like BBH case.

In Fig. 9, we compare $\Delta\Omega$ among the three networks by plotting the ratio of $\Delta\Omega$ among them for each (θ_e, ϕ_e) . The distribution with respect to (θ_e, ϕ_e) is similar to the one in Fig. 4. The maximal value of the ratio is larger than the one in the big BBH case. However, the minimal value of the ratio turns out to be smaller than the one in the big BBH case. We will find the trend clearer in the GW170817-like BNS case in the next subsection. We show the best and worst improvement factors among the networks in the third row of Table III for this case.

In Fig. 10, we show the improvement factor $\frac{\Delta\Omega_{0,0}}{\Delta\Omega_{0,4}}$ for each (θ_e, ϕ_e) . The distribution is also similar to the one in Fig. 5, but the range of the improvement factor is quite a bit smaller than in the big BBH case. The best and worst improvement factors between the two eccentricities for the three networks are given in the third row of Table IV for this case. We can see that the improvement factors are at most only 1.10 in the best case. And for the LHV network, the worst improvement factor is less than 1; this means that $\Delta\Omega$ increases at some regions when the initial eccentricity e_0 increases from 0.0 to 0.4.

Figure 11 shows the statistics of $\Delta\Omega$ by using Monte Carlo samplings. The profiles of the plots are similar to those in Fig 6, other than that $\Delta\Omega$ in this case is smaller than in the big BBH case. Based on a comparison between the median value in each eccentricity case with the one in $e_{0,0}$, the accuracy of the source localization

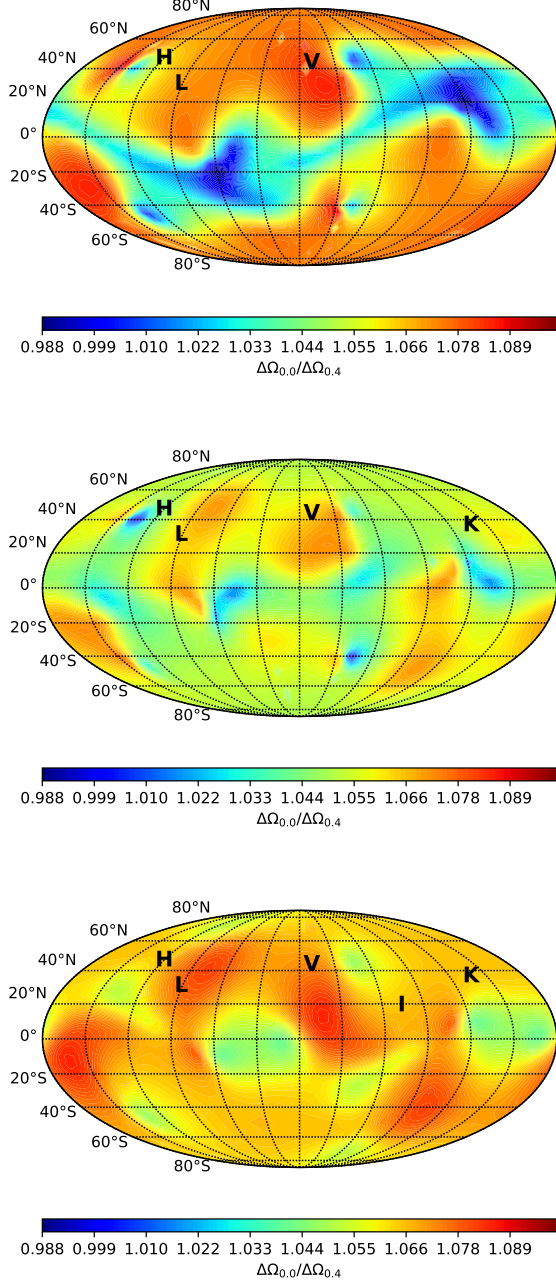


FIG. 10: $\Delta\Omega_{0,4}^{0,0}$ for the GW151226-like BBH case. The plots in the upper, middle, and lower panels correspond to the LHV, LHVK, and LHVKI cases, respectively.

improves 1.21 times better with $e_{0,1}$, 1.31 times better with $e_{0,2}$, 1.32 times better with $e_{0,3}$, and 1.4 times better with $e_{0,4}$ for the LHV case. For the LHVK case, the source localization accuracy improves 1.16 times better with $e_{0,1}$, 1.21 times better with $e_{0,2}$, 1.27 times better with $e_{0,3}$, and 1.29 times better with $e_{0,4}$. It improves 1.13 times better with $e_{0,1}$, 1.19 better times with $e_{0,2}$, 1.22 times better with $e_{0,3}$, and 1.25 times better with

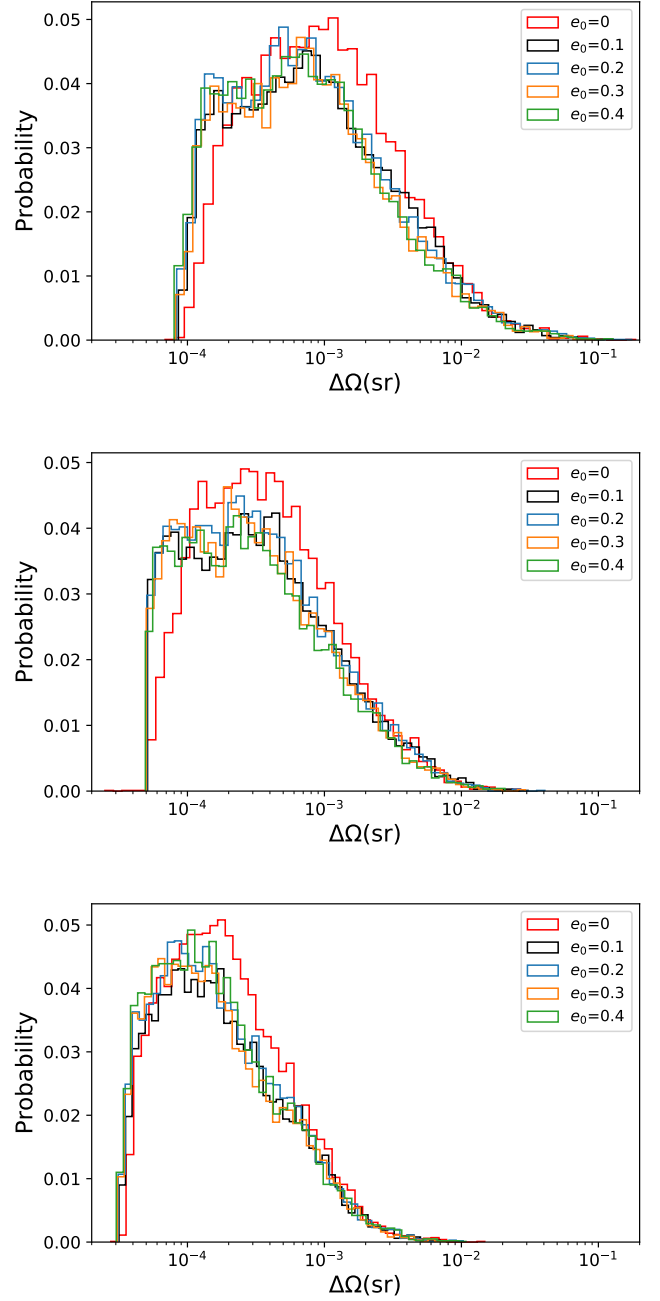


FIG. 11: Histograms of $\Delta\Omega$ for varying angle parameters ι_e , β_e , ψ_e , θ_e and ϕ_e with 10^4 Monte Carlo samples, for the GW151226-like BBH case. The plots in the upper, middle, and lower panels correspond to the LHV, LHVK, and LHVKI cases, respectively.

$e_{0,4}$ for the LHVKI case. From the above result, we can see that the improvement from the eccentricity increasing in the GW151226-like BBH case is smaller than in the big BBH case, no matter which detector network we use.

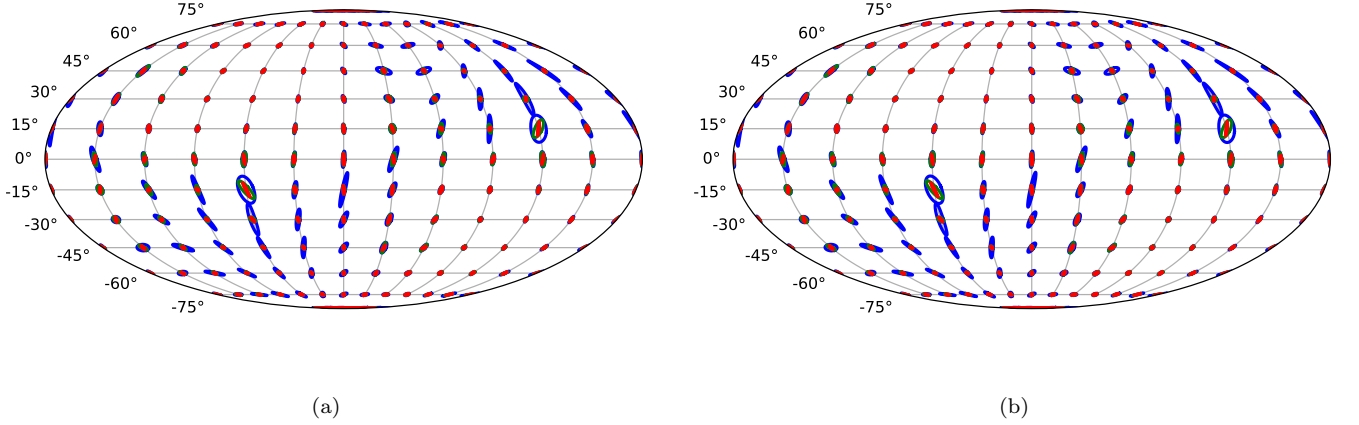


FIG. 12: Error ellipses of the source localization in the GW170817-like BNS case, with a total mass $2.74M_{\odot}$, thus a chirp mass $\mathcal{M} = 1.188M_{\odot}$, and the luminosity distance $D_{Le} = 40\text{Mpc}$, for (a) $e_{0,0}$ and (b) $e_{0,4}$. The blue, green, and red ellipses correspond to the LHV, LHVK, and LHVKI cases, respectively. The major and minor axes of the ellipses are both doubled, otherwise they are too small to be recognized.

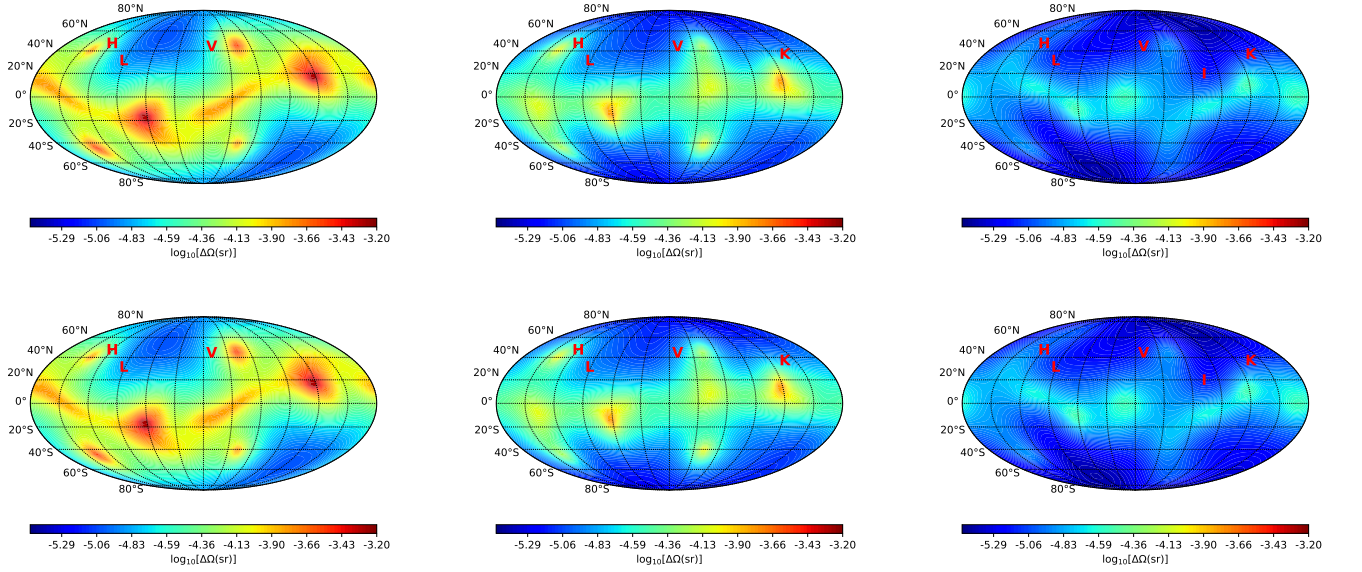


FIG. 13: Estimated error $\Delta\Omega$ of the source localization for the GW170817-like BNS case. The panels in the upper and the lower rows correspond to the eccentricities $e_{0,0}$ and $e_{0,4}$, respectively. We show the $\Delta\Omega$'s for the LHV, LHVK, and LHVKI cases in the left, middle, and right columns, respectively.

C. GW170817-like BNS case

In this subsection, we consider a binary neutron star system. We choose a GW170817-like BNS with a total mass $2.74M_{\odot}$, thus a chirp mass $\mathcal{M} = 1.188M_{\odot}$, and a luminosity distance $D_{Le} = 40\text{Mpc}$. We fix the parameters $\eta = (\mathcal{M}/M)^{5/3} = 0.2484$, and $t_{ce} = \phi_c = \iota_e = \beta_e = \psi_e = 0$, while varying θ_e , ϕ_e , and e_0 to investigate the resulting accuracy of the source localization. We plot the 5σ error region ellipses in Fig. 12. However, we double

the magnitude of the major and minor axes of the ellipses; otherwise, they are too small to be recognized (due to the shorter luminosity distance). Similar to the two BBH cases aforementioned, we can also see that the more detectors one uses the better the accuracy of the source localization obtained is. The accuracy of the source localization is in general raised by increasing the initial eccentricity. However, similar to the GW151226-like BBH case, the improvement from increasing the initial eccentricity is quite negligible. We can see this phenomenon

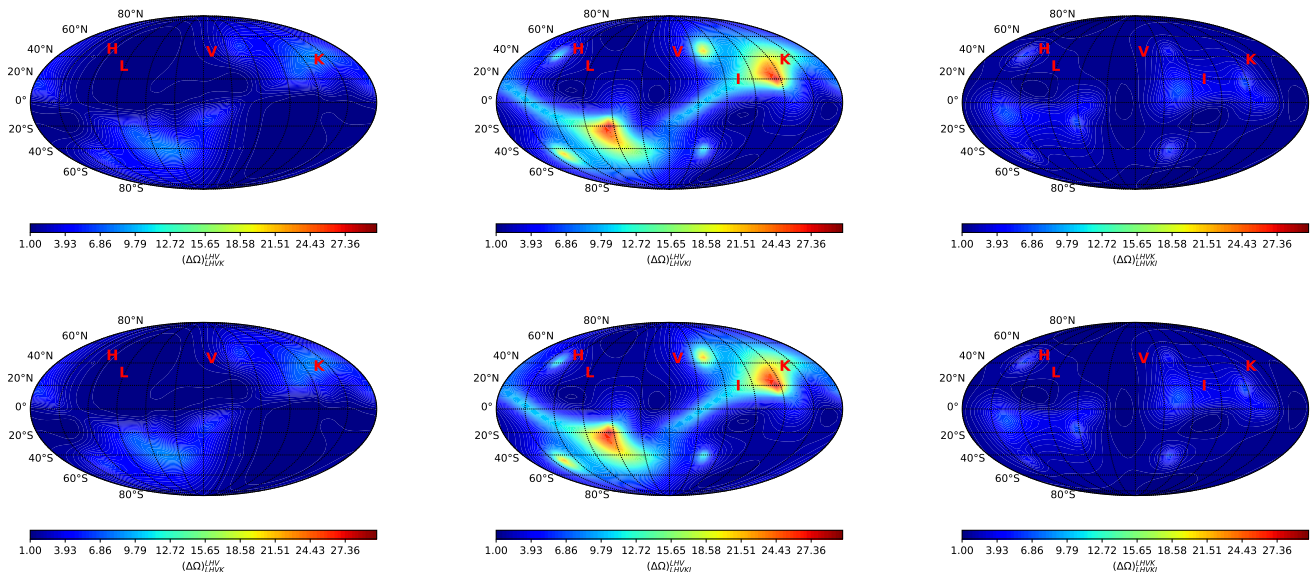


FIG. 14: Ratios of $\Delta\Omega$ among different networks for the GW170817-like BNS case. The panels in the upper and the lower rows correspond to the eccentricities $e_{0.0}$ and $e_{0.4}$, respectively. $\Delta\Omega_{\text{LHV}}^{\text{LHV}}$, $\Delta\Omega_{\text{LHV}}^{\text{LHVK}}$, and $\Delta\Omega_{\text{LHV}}^{\text{LHVKI}}$ are shown in the left, middle, and right columns, respectively.

TABLE VI: The best/worst accuracy of source localization and the corresponding sky location for the GW170817-like BNS case.

Network	e_0	(θ_e, ϕ_e)	$\Delta\Omega$
LHV	0.0	(2.53, 2.18)/(1.31, 2.01)	$9.26 \times 10^{-6}/5.34 \times 10^{-4}$
	0.4	(2.53, 2.18)/(1.83, 5.15)	$9.24 \times 10^{-6}/5.46 \times 10^{-4}$
LHVK	0.0	(2.97, 5.06)/(1.83, 5.24)	$6.29 \times 10^{-6}/1.75 \times 10^{-4}$
	0.4	(2.97, 5.06)/(1.83, 5.24)	$6.22 \times 10^{-6}/1.76 \times 10^{-4}$
LHVKI	0.0	(0.35, 1.83)/(1.75, 5.15)	$3.90 \times 10^{-6}/3.15 \times 10^{-5}$
	0.4	(0.35, 1.83)/(1.75, 5.15)	$3.89 \times 10^{-6}/3.16 \times 10^{-5}$

more clearly in the following context.

We plot the distribution of $\Delta\Omega$ for the GW170817-like BNS in Fig. 13 for $e_{0.0}$ and $e_{0.4}$. The overall distribution behavior is similar to the previous two BBH cases for both the initial eccentricities. And the accuracy of the source localization is better than that for both the BBH cases, mainly due to a smaller luminosity distance. We list the best and worst $\Delta\Omega$'s and the corresponding sky localizations for this case in Table VI.

The ratios of $\Delta\Omega$ among the three networks with respect to (θ_e, ϕ_e) in Fig. 14 are also similar to the ones in Fig. 4 and in Fig. 9. From the results in the last row of Table III, one can find that the accuracy of source localization is still improved significantly by adding more detectors into the network, for this case.

In Fig. 15, we show the improvement factor $\frac{\Delta\Omega_{0.0}}{\Delta\Omega_{0.4}}$ for each (θ_e, ϕ_e) . From the results in the last row of Table IV, one can see that the improvement factors are less

than 1.05 in the best case. Moreover, the improvement factors in the worst cases are less than 1 for the all three networks. This says that higher eccentricity does not necessarily give more accuracy on the source localization in the case of a compact binary with a small total mass. We will elaborate on this point in more detail in the next subsection.

Figure 16 shows the statistics of $\Delta\Omega$ by using Monte Carlo samplings. The profiles of the plots are similar to those in Figs. 6 and 11. We find that the improvement on the localization accuracy by the eccentricity is negligible. Nevertheless, we can see from the figure that the localization accuracy is still improved significantly by adding more detectors into the network.

D. Discussion

We found that the accuracy of the source localization is improved significantly by raising the initial eccentricity for the binaries with a larger total mass, but not much for the binaries with a smaller total mass. For the GW151226-like BBH and the GW170817-like BBH cases, the localization accuracy is even worse at some locations with a larger initial eccentricity. We suspect that the weakened improvement of the localization accuracy might be related to the SNR with respect to the frequency domain involved in each case. As in the earlier studies, the lowest frequency of a gravitational wave is $2F_{\text{LSO}}$, and a binary system may excite higher-frequency modes with nonvanishing eccentricity. In the EPC model, the highest mode considered is up to $\ell = 10$; thus, the frequency of the gravitational wave can reach $10F_{\text{LSO}}$. If

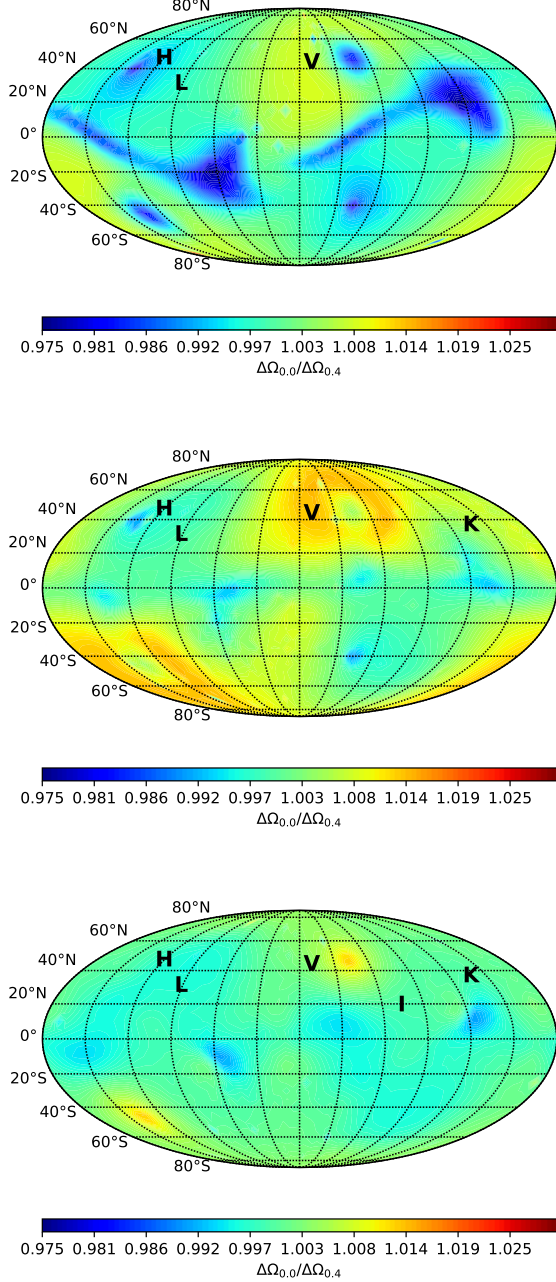


FIG. 15: $\Delta\Omega_{0,0}^{0,0}$ for the GW170817-like BNS case. The plots in the upper, middle, and lower panels correspond to the LHV, LHVK, and LHVKI cases, respectively.

the initial eccentricity is larger, the contribution from the higher harmonic modes to the waveform becomes larger. In contrast, the contribution from the lower modes to the waveform becomes smaller if compared with the gravitational waveform for the one with zero eccentricity. We have shown the frequency band (f_{\min} , $10F_{\text{LSO}}$) of the binary systems with different total masses in Fig. 17. In the figure, the frequency range (f_{\min} , $2F_{\text{LSO}}$) is the fre-

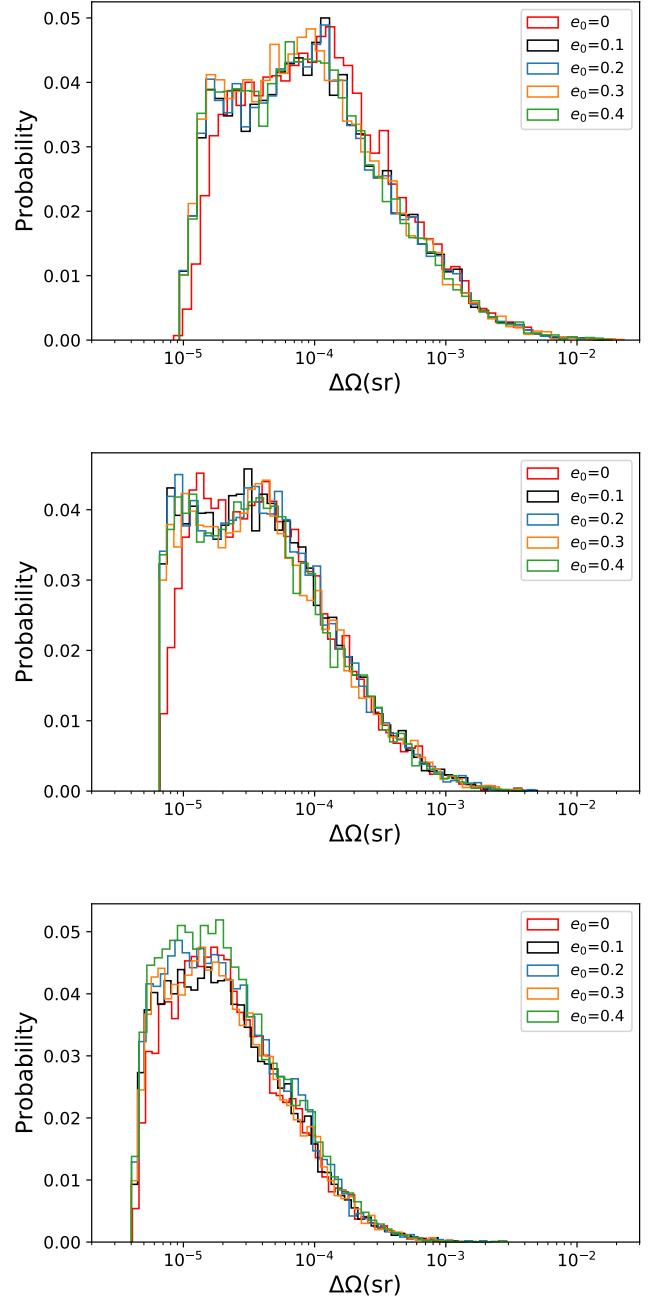


FIG. 16: Histograms of $\Delta\Omega$ for varying angle parameters ι_e , β_e , ψ_e , θ_e and ϕ_e with 10^4 Monte Carlo samples, for the GW170817-like BNS case. The plots in the upper, middle, and lower panels correspond to the LHV, LHVK, and LHVKI cases, respectively.

quency band for the circular ($\ell = 2$) waveform, and the frequency range ($2F_{\text{LSO}}$, $10F_{\text{LSO}}$) could be reached with nonzero eccentricity.

For the big BBH case with the total mass $100M_{\odot}$, the major frequency range considered falls on the most sensitive area of the detectors' frequency band. This allows one to extract the most that the detectors can of-

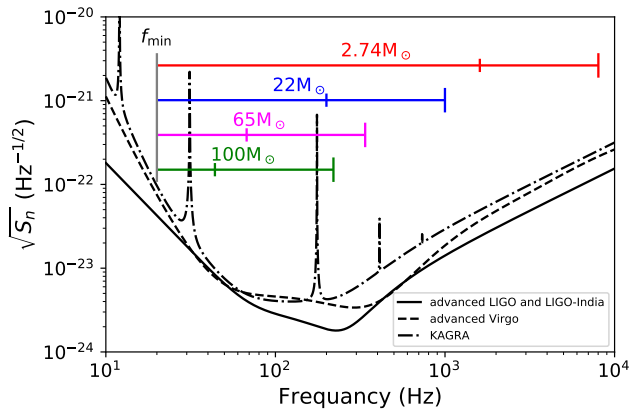


FIG. 17: Domains of the frequency consideration for different binary compact object systems. The total masses of the systems are $2.74M_{\odot}$, $22M_{\odot}$, $65M_{\odot}$, and $100M_{\odot}$. The black lines are the sensitivity curves for the detectors. The colorful horizontal lines are the frequency domain considered in these cases. The mark on each horizontal line indicates the frequency of the lowest mode ($\ell = 2$) gravitational wave, $2F_{\text{LSO}}$, during the last stable orbit for each case.

fer about the information from the higher modes of the gravitational wave, besides the $\ell = 2$ mode, due to the nonzero eccentricity. For the GW151226-like BBH case with the total mass $22M_{\odot}$ and the GW170817-like BBH case with the total mass $2.74M_{\odot}$, their major frequency ranges fall on the quite insensitive domain of the detectors' frequency band. In such cases, the loud high-frequency noise of the detectors ruins the information from the higher modes of the gravitational wave. Even worse, the $\ell = 2$ mode wave from such systems with nonzero eccentricity could be weakened, compared with the zero-eccentricity wave, because the total energy has also to be partitioned to the higher modes. Therefore, the SNR, and thus the localization accuracy, is improved strongly with nonzero eccentricity in the big BBH case; meanwhile, the improvement of the localization accuracy becomes negligible, even weakened, for the lower-total-mass BBH and BNS cases.

To check the dependence of the SNR improvement on the eccentricity for the binary systems with different total masses, we evaluate the averaged SNR for $e_{0,0}$ and $e_{0,4}$ with the Monte Carlo method using 10^4 samplings, then obtain their ratio $\frac{\bar{\rho}_{e_{0,4}}}{\bar{\rho}_{e_{0,0}}}$. We have considered the binary systems with total mass $2.74M_{\odot}$, $22M_{\odot}$, $35M_{\odot}$, $50M_{\odot}$, $65M_{\odot}$, $80M_{\odot}$, and $100M_{\odot}$. The results for the LHV, LHVK and LHVKI networks are plotted in Fig. 18. Overall, we can see that the improvement of the SNR from the eccentricity depends on the total mass of the binary system for all networks. Especially, it shows that the ratio of the average SNR is less than 1 for the $2.74M_{\odot}$ and the $22M_{\odot}$ cases. This leads to the weakened accuracy of the source localization at some orientations for

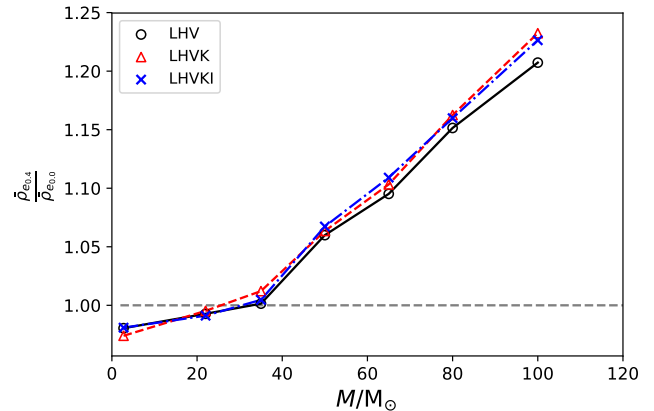


FIG. 18: The relative difference of the averaged SNR $\frac{\bar{\rho}_{e_{0,4}}}{\bar{\rho}_{e_{0,0}}}$ for the binary compact objects systems with different total masses.

the small total mass binary systems.

The nonzero initial eccentricity can be used to improve the accuracy of the source localization. But there is a certain binary mass range in which the corrections due to the EPC model are expected to be futile. This phenomenon could happen to the other more accurate waveform models. However, this is not those waveform models' fault. The problem really comes from the sensitivity of the GW detectors. This is because most corrections from the eccentric-binary waveform models show up in the higher-frequency bandwidth. Below a certain mass range, the higher-frequency bandwidth coincides with the lower sensitivity part of those detectors; thus, the effort from the corrections is contaminated with the high-frequency noise from the detectors, as shown in Fig. 17. Nevertheless, this situation could be improved and thus the corrections can be revived if the (high-frequency bandwidth) sensitivity of the GW detectors is enhanced in the (near) future.

Here, we would like to compare our result with the previous investigations in Ref. [33, 46, 47] about this field which form a series studying the effect of eccentric compact binary on GW detection. However, due to the different waveform model used and different initial eccentricities considered on both sides, we can only make a qualitative comparison between them:

- In this work, we mostly focus on the localization improvement with the EPC model within a moderate initial eccentricity range, i.e., $0 \leq e_0 \leq 0.4$, via the networks with three, four, and five GW detectors. In contrast, a general estimation for parameters, especially the initial eccentricity $e_{10\text{Hz}}$ [71] at 10 Hz when entering aLIGO's band, the eccentricity e_{LSO} at LSO, and the pericenter distance ρ_{p0} , is performed with the network of four GW detectors under the consideration of almost the whole eccentricity range, especially the higher initial eccentric-

TABLE VII: The comparison of the sky localization error $\Delta\Omega$'s of neutron star binaries between this work and those in [40], and their ratios.

Case	Distance (Mpc)	LHV	LHVK	LHVKI(LHVKA) ^a
This work	40	2.62×10^{-4} sr	9.23×10^{-5} sr	3.92×10^{-5} sr
Fig. 1 in Ref. [40]	180	3.66×10^{-3} sr (12 deg ²) ^b	2.13×10^{-3} sr (7 deg ²)	3.96×10^{-4} sr (1.3 deg ²)
Fig. 2 in Ref. [40]	567	8.38×10^{-2} sr (275 deg ²)	4.14×10^{-2} sr (136 deg ²)	5.79×10^{-3} sr (19 deg ²)
Case ratio	(Distance ratio) ²	Sky localization error ratio		
$\left(\frac{\text{Fig. 1 in Ref. [40]}}{\text{This work}}\right)$	20	14	23	10
$\left(\frac{\text{Fig. 2 in Ref. [40]}}{\text{This work}}\right)$	201	320	448	148

^a This work uses LHVKI while LHVKA is used in [40].

^b 1deg² = 3.046174×10^{-4} sr.

ity $e \geq 0.9$, in Refs. [33, 46, 47]. This makes these two works to be quite complementary in covering various aspects for studying GW from eccentric binaries.

- In general, we both see that more accurate parameter estimation of an eccentric binary can be obtained with higher initial eccentricity, although the factor of accuracy improvement varies for different parameters. Therefore, the chirp mass measurement precision can improve by a factor of 20 for eccentric neutron star binaries with the initial eccentricity $e = 0.9$ in Ref. [47] while the improvements of their localizations are shown to be negligible and could be even less somewhere, with $e_0 = 0.4$ in this work, as mentioned before. As in Refs. [33, 46, 47], the estimate of slow parameters, which appear in the slowly varying amplitude of GW signal, is more accurate with more eccentric waveform. This observation is consistent with the result in this work.

Finally, we compare our result with those in Ref. [40]. The work in Ref. [40] studies sky localization for both individual systems and populations of BNSs with the MCMC techniques using different networks of advanced GW detectors. In their results of normalized cumulative distributions of sky-error area, the sky localization can be improved by increasing the number of detectors in a network, which is consistent with our results.

We continue the comparison between these two by checking their sky localization errors $\Delta\Omega$'s and their ratios in Table VII. The $\Delta\Omega$'s shown in the second row of Table VII are the average values of the integrals from the result of Fig. 16 for the listed five different eccentricities. The third and fourth rows in Table VII give the results shown in Figs. 1 and 2 of Ref. [40]. Note that the data in the last column come from different networks. That

is, we use the five-GW-detector network LHVKI, while the authors in Ref. [40] form another five-GW-detector network by using LHVK + LIGO-Australia (LHVKA) [69, 70]. As we all know, the LIGO-Australia project no longer exists.

For a fair comparison of $\Delta\Omega$, we need to compensate for the effect of the distance D . As we already know, $\Delta\Omega \propto D^2$. Therefore the bottom half of Table VII is dedicated to this purpose. The bottom half shows the ratios of the D^2 and of $\Delta\Omega$ between the result in the two figures of Ref. [40] and the one in this work. The logic is that if the error ratio is larger than the distance square ratio, our sky localization error is smaller than the one in Ref. [40], and vice versa. We can see that the numbers in the each row for the last two rows of the table are close, by considering the order of magnitude, except for the ones in the last column for which the detection networks are different. This indicates that the results in this work are quantitatively consistent with (and could be slightly better than) those in Ref. [40]. In addition, the smaller ratio values in the last column assure us that LIGO-Australia is a better location than LIGO-India for forming a global network for detecting GW.

V. CONCLUSION

Source localization is always an important issue for gravitational wave astronomy. This topic has been widely studied on quasicircular binary compact objects. But for accurate localization the nonzero eccentricity of the orbit of a compact binary cannot be overlooked. Currently, the two LIGO detectors and the VIRGO detector are operating for the O3 run. KAGRA in Japan will also join the O3 run soon at the end of this year. In the near future the LIGO-India detector will be constructed. So it will be

quite interesting to see how these new detectors enhance the accuracy of the source localization by forming a larger detector network.

In this work, we have studied the effects of the networks formed by the gravitational detectors, nonzero eccentricity, and the total mass of a compact binary, on the accuracy of localization, using the matched filtering technique and the Fisher information matrix method. Recalling the results in Ref. [53], we have found that the accuracy of the source localization can be improved by nonzero eccentricity with the three-detector LHV network. And the improvement also depends on the total mass of the observed binary. We extended our study in this work to the four-detector LHVK network by adding KAGRA into the LHV network and the five-detector LHVKI network by adding LIGO-Indian into the LHVK network, with the enhanced postcircular waveform model. We find that the accuracy of the localization is improved considerably with more detectors in a network, as expected. Also, we find that the accuracy is improved significantly by increasing the eccentricity for the large total mass, roughly estimated as $M \geq 40M_\odot$ from Fig. 18, binaries with all three networks. For the small total mass, roughly $M < 40M_\odot$, binaries, this effect is negligible. For the smaller total mass, roughly $M < 5M_\odot$, binaries, the accuracy could be even worse at some orientations with increasing eccentricity.

According to the discussion in Sec. IV D, this phenomenon mainly comes from how well the frequency of the higher harmonic modes induced by the increased eccentricity coincides with the sensitive bandwidth of the

detectors. One can read this quite clearly from Fig. 17. For the big BBH case with the total mass $100M_\odot$, the improvement factor is about 2 in general, when the eccentricity grows from zero to 0.4. For the GW151216-like BBH case with total mass $22M_\odot$ and the GW170817-like BNS case with total mass $2.74M_\odot$, the improvement factor is less than 1.1, and it could be less than 1 at some orientations. From our analysis we can expect that this limitation could be largely relieved once the sensitivity of the gravitational wave detectors on the high-frequency bandwidth and/or the overall frequency bandwidth are improved in the future. And as the GW detectors improve their sensitivities, the result in this work can serve as a comparison point for more accurate models.

Acknowledgments

We are very grateful to the anonymous referee for his useful comments that improved the quality of this paper. This work was supported by the Ministry of Science and Technology under Grant No. MOST 106-2112-M-006-011. Z. Cao was supported by the NSFC (Grants No. 11690023 and No. 11622546) and “the Fundamental Research Funds for the Central Universities” and the “Interdiscipline Research Funds of Beijing Normal University.” We are grateful to the National Center for High-Performance Computing and Institute of Astronomy and Astrophysics, Academia Sinica for providing the computing resource.

-
- [1] G. M. Harry (LIGO Scientific Collaboration), *Classical and Quantum Gravity* **27**, 084006 (2010).
 - [2] F. Acernese, M. Alshourbagy, P. Amico, F. Antonucci, S. Aoudia, et al., *Classical and Quantum Gravity* **25**, 184001 (2008).
 - [3] B. P. Abbott, R. Abbott, T. D. Abbott, S. Abraham, F. Acernese, et al. (LIGO Scientific Collaboration and Virgo Collaboration), *Phys. Rev. X* **9**, 031040 (2019).
 - [4] K. Somiya, *Classical and Quantum Gravity* **29**, 124007 (2012).
 - [5] B. Iyer and IndIGO, LIGO Tech. Rep. ligo-m1100296-v2 (2011).
 - [6] B. P. Abbott, R. Abbott, T. D. Abbott, M. R. Abernathy, F. Acernese, et al. (The LIGO Scientific Collaboration and Virgo Collaboration), *Living Reviews in Relativity* **19**, 1 (2016).
 - [7] R.-G. Cai, Z. Cao, Z.-K. Guo, S.-J. Wang, and T. Yang, *National Science Review* **4**, 687 (2017).
 - [8] LIGO Scientific collaboration, arXiv:1904.03187 (2019).
 - [9] A. Freise, S. Chelkowski, S. Hild, W. D. Pozzo, A. Perreca, and A. Vecchio, *Classical and Quantum Gravity* **26**, 085012 (2009).
 - [10] B. P. Abbott, R. Abbott, T. D. Abbott, M. R. Abernathy, K. Ackley, et al., *Classical and Quantum Gravity* **34**, 044001 (2017).
 - [11] P. Amaro-Seoane, H. Audley, S. Babak, J. Baker, E. Barausse, et al., arXiv:1702.00786 (2017).
 - [12] X. Gong, S. Xu, S. Bai, Z. Cao, G. Chen, et al., *Classical and Quantum Gravity* **28**, 094012 (2011).
 - [13] J. Luo, L.-S. Chen, H.-Z. Duan, Y.-G. Gong, S. Hu, et al., *Classical and Quantum Gravity* **33**, 035010 (2016).
 - [14] A. Ghosh, N. K. Johnson-McDaniel, A. Ghosh, C. K. Mishra, P. Ajith, W. D. Pozzo, C. P. L. Berry, A. B. Nielsen, and L. London, *Classical and Quantum Gravity* **35**, 014002 (2018).
 - [15] L. S. Finn, *Phys. Rev. D* **46**, 5236 (1992).
 - [16] L. S. Finn and D. F. Chernoff, *Phys. Rev. D* **47**, 2198 (1993).
 - [17] D. Marković, *Phys. Rev. D* **48**, 4738 (1993).
 - [18] C. Cutler and E. E. Flanagan, *Phys. Rev. D* **49**, 2658 (1994).
 - [19] K. Grover, S. Fairhurst, B. F. Farr, I. Mandel, C. Rodriguez, T. Sidery, and A. Vecchio, *Phys. Rev. D* **89**, 042004 (2014).
 - [20] P. C. Peters and J. Mathews, *Phys. Rev.* **131**, 435 (1963).
 - [21] P. C. Peters, *Phys. Rev.* **136**, B1224 (1964).
 - [22] Y. Kozai, *The Astronomical Journal* **67**, 591 (1962).
 - [23] L. Wen, *The Astrophysical Journal* **598**, 419 (2003).
 - [24] K. Silsbee and S. Tremaine, *The Astrophysical Journal* **836**, 39 (2017).
 - [25] F. Antonini, S. Toonen, and A. S. Hamers, *The Astrophysical Journal* **841**, 77 (2017).

- [26] B. Liu, D. Lai, and Y.-H. Wang, arXiv:1905.00427 (2019).
- [27] J. Samsing, M. MacLeod, and E. Ramirez-Ruiz, *The Astrophysical Journal* **784**, 71 (2014).
- [28] J. Samsing, *Phys. Rev. D* **97**, 103014 (2018).
- [29] J. Samsing, A. Askar, and M. Giersz, *The Astrophysical Journal* **855**, 124 (2018).
- [30] C. L. Rodriguez, P. Amaro-Seoane, S. Chatterjee, and F. A. Rasio, *Phys. Rev. Lett.* **120**, 151101 (2018).
- [31] C. L. Rodriguez, P. Amaro-Seoane, S. Chatterjee, K. Kremer, F. A. Rasio, J. Samsing, C. S. Ye, and M. Zevin, *Phys. Rev. D* **98**, 123005 (2018).
- [32] R. M. O’Leary, B. Kocsis, and A. Loeb, *Monthly Notices of the Royal Astronomical Society* **395**, 2127 (2009).
- [33] L. Gondán, B. Kocsis, P. Raffai, and Z. Frei, *The Astrophysical Journal* **860**, 5 (2018).
- [34] A. Rasskazov and B. Kocsis, *The Astrophysical Journal* **881**, 20 (2019).
- [35] M. Zevin, J. Samsing, C. Rodriguez, C.-J. Haster, and E. Ramirez-Ruiz, *The Astrophysical Journal* **871**, 91 (2019).
- [36] M. Arca-Sedda, G. Li, and B. Kocsis, arXiv:1805.06458 (2018).
- [37] G. Fragione and B. Kocsis, *Monthly Notices of the Royal Astronomical Society* **486**, 4781 (2019), ISSN 0035-8711.
- [38] L. P. Singer and L. R. Price, *Phys. Rev. D* **93**, 024013 (2016).
- [39] E. Thrane and C. Talbot, *Publications of the Astronomical Society of Australia* **36**, e010 (2019).
- [40] S. Nissanke, J. Sievers, N. Dalal, and D. Holz, *The Astrophysical Journal* **739**, 99 (2011).
- [41] R. O’Shaughnessy, B. Farr, E. Ochsner, H.-S. Cho, V. Raymond, C. Kim, and C.-H. Lee, *Phys. Rev. D* **89**, 102005 (2014).
- [42] T. Cokelaer, *Classical and Quantum Gravity* **25**, 184007 (2008).
- [43] A. Vecchio, *Phys. Rev. D* **70**, 042001 (2004).
- [44] P. Ajith and S. Bose, *Phys. Rev. D* **79**, 084032 (2009).
- [45] K. Kyutoku and N. Seto, *Monthly Notices of the Royal Astronomical Society* **441**, 1934 (2014).
- [46] L. Gondán, B. Kocsis, P. Raffai, and Z. Frei, *The Astrophysical Journal* **855**, 34 (2018).
- [47] L. Gondán and B. Kocsis, *The Astrophysical Journal* **871**, 178 (2019).
- [48] B. Mikóczi, B. Kocsis, P. Forgács, and M. Vasúth, *Phys. Rev. D* **86**, 104027 (2012).
- [49] B. Sun, Z. Cao, Y. Wang, and H.-C. Yeh, *Phys. Rev. D* **92**, 044034 (2015).
- [50] S. Fairhurst, *Classical and Quantum Gravity* **28**, 105021 (2011).
- [51] F. Cavalier, M. Barsuglia, M.-A. Bizouard, V. Brisson, A.-C. Clapson, M. Davier, P. Hello, S. Kreckelbergh, N. Leroy, and M. Varvella, *Phys. Rev. D* **74**, 082004 (2006).
- [52] L. Wen and Y. Chen, *Phys. Rev. D* **81**, 082001 (2010).
- [53] S. Ma, Z. Cao, C.-Y. Lin, H.-P. Pan, and H.-J. Yo, *Phys. Rev. D* **96**, 084046 (2017).
- [54] E. A. Huerta, P. Kumar, S. T. McWilliams, R. O’Shaughnessy, and N. Yunes, *Phys. Rev. D* **90**, 084016 (2014).
- [55] N. Yunes, K. G. Arun, E. Berti, and C. M. Will, *Phys. Rev. D* **80**, 084001 (2009).
- [56] I. Hinder, F. Herrmann, P. Laguna, and D. Shoemaker, *Phys. Rev. D* **82**, 024033 (2010).
- [57] D. A. Brown, P. Kumar, and A. H. Nitz, *Phys. Rev. D* **87**, 082004 (2013).
- [58] A. Buonanno, B. R. Iyer, E. Ochsner, Y. Pan, and B. S. Sathyaprakash, *Phys. Rev. D* **80**, 084043 (2009).
- [59] M. Tessmer and G. Schäfer, *Phys. Rev. D* **82**, 124064 (2010).
- [60] M. Tessmer, J. Hartung, and G. Schäfer, *Classical and Quantum Gravity* **27**, 165005 (2010).
- [61] M. Tessmer and G. Schäfer, *Annalen der Physik* **523**, 813 (2011).
- [62] A. Pai, S. Dhurandhar, and S. Bose, *Phys. Rev. D* **64**, 042004 (2001).
- [63] B. F. Schutz, *Classical and Quantum Gravity* **28**, 125023 (2011).
- [64] P. Raffai, L. Gondán, I. S. Heng, N. Kelecsnyi, J. Logue, Z. Mrka, and S. Mrka, *Classical and Quantum Gravity* **30**, 155004 (2013).
- [65] H. Tagoshi, C. K. Mishra, A. Pai, and K. G. Arun, *Phys. Rev. D* **90**, 024053 (2014).
- [66] K. G. Arun, B. R. Iyer, B. S. Sathyaprakash, and P. A. Sundararajan, *Phys. Rev. D* **71**, 084008 (2005).
- [67] A. Manzotti and A. Dietz, arXiv:1202.4031 (2012).
- [68] <https://github.com/lscsoft/lalsuite/tree/master/lalsimulation/src>.
- [69] P. Barriga, D. G. Blair, D. Coward, J. Davidson, J.-C. Dumas, et al., *Classical and Quantum Gravity* **27**, 084005 (2010).
- [70] J. Munch, J. Marx, S. Whitcomb, A. Lazzarini, D. Blair, D. McClelland, J. Davidson, D. Reitze, D. Shoemaker, and R. Weiss, <https://dcc.ligo.org/cgi-bin/DocDB/ShowDocument?docid=11666> (2011).
- [71] $e_{10\text{Hz}}$ is close to the initial eccentricity e_0 in this work which is considered at the frequency $f_{\text{min}} = 20\text{Hz}$.