

Discrete Diffraction for Spectral Purification in Spontaneous Four Wave Mixing: a Recipe

Philip B. Main, Peter J. Mosley, Andrey V. Gorbach

*Centre for Photonics and Photonic Materials, Department of Physics,
University of Bath, Bath BA27AY, UK*

November 7, 2021

Abstract

Linear discrete diffraction of light within a waveguide array allows control over the longitudinal spatial profile of light. We propose a method of using this control to effectively modulate the nonlinearity in a spontaneous four wave mixing system. This allows the removal of spurious frequency correlations between the generated signal and idler photon pairs. Weaving our method into a recipe for waveguide design, we demonstrate a spectral purity improvement from $\mathcal{P} = 0.78$ to near saturation at $\mathcal{P} = 0.97$, for a simple silicon-on-insulator geometry.

Photon pairs generated by nonlinear processes are naturally accompanied by frequency entanglement. Such entanglement generates distinguishing information which unless properly managed, reduces their usefulness as single photon sources. This problem is intrinsic to the momentum conservation conditions within the nonlinear device, manifest in correlations within the phasematching envelope function $\Phi(\omega_s, \omega_i)$ of the photon-pair state vec-

tor [1]:

$$|\psi_2\rangle = \int d\omega_s d\omega_i f(\omega_s, \omega_i) |\omega_s\rangle |\omega_i\rangle, \quad (1)$$

where ω_s and ω_i denote the signal and idler frequencies. The frequency of the signal and idler photons are naturally anti-correlated by the frequency matching conditions of the process. For a four wave mixing source pumped at frequencies ω_m and ω_a this condition is given:

$$0 = \omega_m + \omega_a - \omega_s - \omega_i \quad (2)$$

where ω_m and ω_a are the frequencies of the main and auxillary pumps respectively.

However, a source capable of heralding indistinguishable photons is one in which the state vector can be expressed in a factored form [2, 3, 4]: $|\psi\rangle = \int d\Omega_1 |u(\Omega_1)\rangle \int d\Omega_2 |v(\Omega_2)\rangle$, which is prohibited by the solution of the phasematching function for a waveguide with step-like nonlinearity of strength γ_0 :

$$\Phi(\omega_s, \omega_i) \propto \int_0^L dz \gamma(z) e^{i\Delta\beta(\omega_s, \omega_i)z} = i\gamma_0 L \text{sinc}\left[\frac{\Delta\beta(\omega_s, \omega_i)L}{2}\right], \quad (3)$$

where the photons' bandwidths $\frac{\Delta\beta L}{2}$, set by the phase mismatch and length of the device, is reasonably broad. This is a result of the secondary maxima of the sinc function creating additional frequency correlated regions.

This limitation has led to the development of many nonlinear apodisation techniques. These aim to produce uncorrelated photons using a nonlinear profile $\gamma(z)$ which transforms to a function without any secondary maxima.

Such techniques particularly suit spontaneous down conversion sources, since the strong χ_2 nonlinearity on which these sources rely, only exists (as a bulk property) in inversion anti-symmetric materials and can be removed or reversed by changing the crystal structure with minimal impact on the linear susceptibility. Thus the intrinsic link between the crystal structure and χ_2 , allows longitudinal control of the nonlinearity to be introduced by domain engineering of the material [5, 6, 7, 8, 9].

This principle cannot be easily transferred to spontaneous four wave mixing sources since in this no such intrinsic link between material symmetry and nonlinearity exists. Therefore in situations where this type of source is advantageous, such as in all-fibre single photon sources [10, 11] or an integrated quantum photonics platform [12, 13], this must be compensated for using significantly longer interaction lengths, spectral filtering, or pulse walk-off[14]. The last of these methods takes advantage of the dynamics of a pair of pulsed bright light pumps to modulate the temporal overlap and remove correlations from the joint spectrum.

We propose a method in which the spontaneous four wave mixing interaction is controlled by the spatial dynamics of the second cw pump in a waveguide array rather than the temporal dynamics of a pulsed pump. As well as not requiring the additional experimental complications accompanying the use of two pulsed pumps our method is advantageous for on-chip setups where waveguide integration is necessary. Similar methods have previously been proposed to modify the phasematching properties of nonlinear waveguides [15, 16, 17, 18]. However, these operate in a different regime which requires much faster coupling between waveguides $L_c \approx \mathcal{O}(\frac{2\pi}{\beta})$, in

contrast to our proposal where the coupling is of the order of the pair generation length $L_c < \mathcal{O}(P_z L^2)$.

Our scheme relies on two things: a main pulsed pump which is confined to a single waveguide, and a second auxiliary cw pump which is free to couple across a waveguide array structure. Excitations of the auxiliary and main pumps in different waveguides means that the power of the auxiliary pump will spread to neighbouring waveguides while the pump remains locally imprisoned. As the two pumps begin to overlap spatially with the main pump, spontaneous four wave mixing can occur, producing pairs of photons. Since the amplitude profile of the auxiliary pump is changing due to diffraction within the waveguide array, the strength of the local nonlinear interaction is modulated along the length of the device. Therefore the dynamics of the auxiliary pump and the way it walks across the main pump can be used to apodise the phasematching function.

To model this local spontaneous four wave mixing we postulate the following Hamiltonian assuming the frequency matching condition from equation 2 with a z dependant auxiliary pump amplitude $A_a(z)$:

$$\mathcal{H}_{nl}(z) = \iint d\omega_s d\omega_i \gamma_{fwm} A_m A_a(z) \exp[i\Delta\beta z] \hat{a}_s^\dagger(\omega_s) \hat{a}_i^\dagger(\omega_i) + H.c, \quad (4)$$

where the nonlinear phasematching condition is given by $\Delta\beta = \beta_m + \beta_a - \beta_s - \beta_i$, the z profile of the auxiliary pump $\alpha_a(z)$, the signal and idler frequency creation operators $\hat{a}_s^\dagger \hat{a}_i^\dagger$, the interaction strength γ_{fwm} . This Hamiltonian describes the creation of a pair of photons from two bright light fields α_m and α_a under the undepleted pump assumption. Here the canonical coordinate

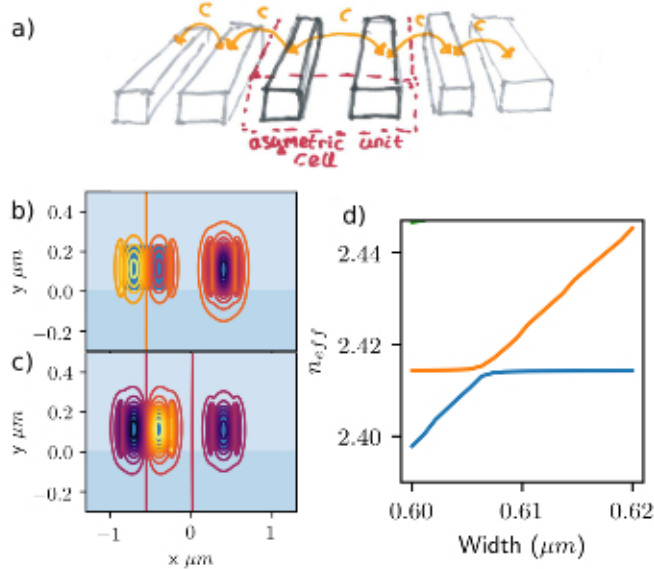


Figure 1: Construction of waveguide array to produce narrow bandwidth discrete diffraction. a) Schematic of array. Constructed by periodically repeating a unit cell designed to confine intra-waveguide coupling to a narrow band of wavelengths, our array consists of alternating waveguides of constant widths and separations. b) and c) symmetric and antisymmetric supermodes (respectively) forming at a wavelength $\lambda_a = 1.3\mu\text{m}$ and widths of $0.301\mu\text{m}$ $0.650\mu\text{m}$ calculated using our own finite difference frequency domain solver [21]. d) Dispersion of supermodes as the width of the broader waveguide is varied for a fixed wavelength $\lambda_a = 1.3\mu\text{m}$.

z is defined by the frame transformation $0 = z - v_g t$ [19, 20] (v_g being the group velocity of light propagating in the fibre).

To realise the z dependant the auxiliary pump amplitude profile $A_a(z)$ we introduce an array of waveguides designed such that coupling is only phase-matched for a narrow band of wavelengths around the auxiliary pump. This arises naturally within a waveguide array constructed from waveguides of alternating widths (see Fig. 1a). The key properties of this array: linear

phasematching and coupling strength can be calculated from the unit cell which consists of an asymmetric coupler (as shown in Fig. 1a). This asymmetric coupler formed from two waveguides of different widths w_m and w_a (for main and auxiliary respectively), enables hybridisation between modes of different order. In our case this is the TE₁₀ mode of the narrow waveguide and the TE₂₀ mode of the broad waveguide. Since these modes cross at a single point they will couple only over a narrow range of widths and wavelengths [22, 23]. At the point of degeneracy the coupling coefficient is given by the difference between the supermodes:

$$C = \frac{\beta_{even} - \beta_{odd}}{2} \quad (5)$$

As can be seen from fig. 1d this point can be specified for a specific wavelength by sweeping the width of the auxiliary waveguide. When tiled into a waveguide array the auxiliary pump will spread between waveguides with a longitudinally varying amplitude envelope. The discrete diffraction (so named for analogues between the light behaviour and electrons in the tight binding model [24, 25],) dynamics of light in waveguide arrays has already been systematically studied in both the linear and nonlinear regimes allowing for many different possible spacial configurations of the auxiliary pump.

In the scope of this work we will focus on the simplest case: n equally spaced waveguides. The evolution of this system is governed by the nearest

neighbour coupling matrix [25]:

$$-i \frac{d}{dz} \begin{bmatrix} A_0(z) \\ \vdots \\ \vdots \\ A_n(z) \end{bmatrix} = \begin{bmatrix} & C & & \\ C & & \ddots & \\ & \ddots & & C \\ & & C & \end{bmatrix} \begin{bmatrix} A_0(z) \\ \vdots \\ \vdots \\ A_n(z) \end{bmatrix}. \quad (6)$$

Here the waveguide coupling as defined in Eqn. 5, remains constant across the structure and each waveguide couples only to its nearest neighbours. The general solution for the z dependent amplitude envelope may be written:

$$\mathbf{A}_a(z) = \sum c_i e^{i\lambda_i z} \nu_i \quad (7)$$

where ν_i and λ_i are the eigenvalues and vectors (stationary solutions) respectively, of the coupling matrix and the coefficients c_i are defined based on the boundary excitations of the structure.

Fig. 2a and b plot the solution for two different boundary excitations of such a structure consisting of 20 waveguides: a single excitation and a periodic excitation. Using the amplitude profile of waveguide No. 7 it can be seen in Fig. 2d) that that the Joint spectral intensity Φ for generated photon pairs is strongly modified and the secondary sidelobes are suppressed. By combining the previous threads into a series of steps we will show how they can be integrated into a real world waveguide system.

Our method can be summarised with a three-step recipe. (Note that these results are designed as proof of principle rather than describing the definitive geometry for a practical system.)

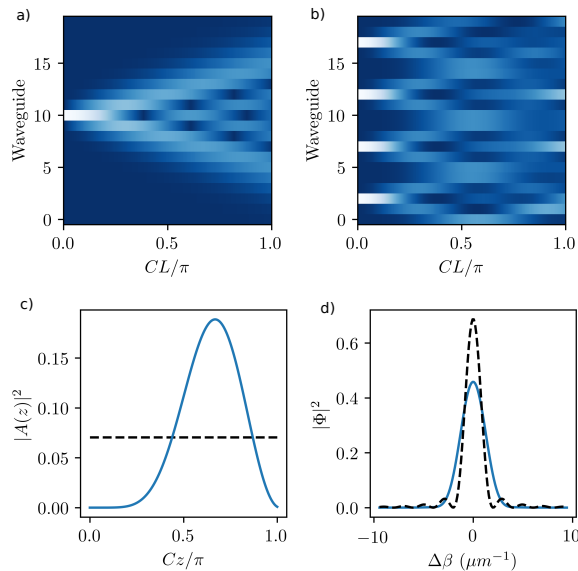


Figure 2: Discrete diffraction and joint spectral control: a and b demonstrate distribution of power in a 20 waveguide array for single and periodic excitation respectively. c) shows the power profile of waveguide no. 7 from the single excitation with a normalised constant amplitude profile plotted with solid and dashed lines respectively. The joint spectral intensity $|\Phi|^2$ for each of these amplitude profiles is plotted in d).

1. Choose the geometry of the primary waveguide such that favourable phasematching contours exist.

Silicon-on-insulator waveguides are strongly subwavelength. Correct balancing of geometric parameters (such as the aspect ratio [26, 27]) can be used to control the dispersive properties of the waveguide and arrange the phasematching between pump signal and idler. We select a simple SOI waveguide with a height of $0.22\mu\text{m}$ and a width of $0.3\mu\text{m}$ and predict that such a structure satisfies the group velocity constraints to allow for perpendicular intersection between the phase

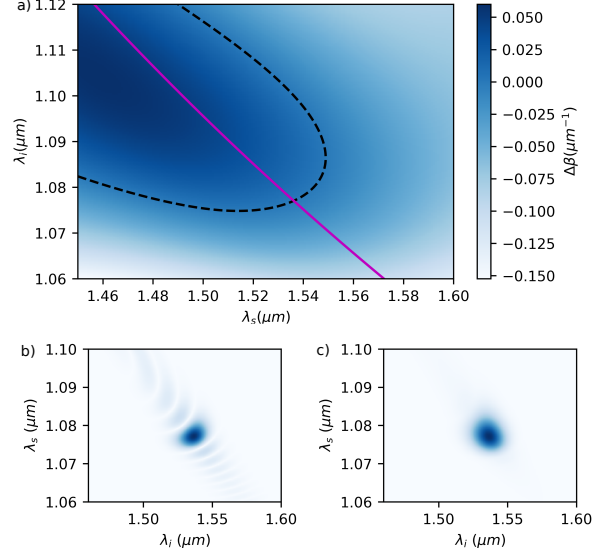


Figure 3: Phasematching contour for an uncoupled $0.3\mu\text{m}$ width silicon on insulator waveguide and an auxillary pump fixed to $\lambda_a = 1.37\mu\text{m}$. Here the frequency matching condition for the optimal main pump ($\lambda_m = 1.17\mu\text{m}$) is indicated by the pink contour.

and frequency matching conditions on the signal-idler frequency plane.

This group velocity matching constraint can be written [28]:

$$\frac{2}{v_m} - \frac{1}{v_s} - \frac{1}{v_i} = 0, \quad (8)$$

and we predict it is satisfied for combination of: auxiliary pump at $1.37\mu\text{m}$, main pump centred at $1.17\mu\text{m}$ phasematching photon pairs at $\lambda_s = 1.54\mu\text{m}$, $\lambda_i = 1.08\mu\text{m}$ as shown in Fig.3.

2. Choose the auxiliary waveguide.

As the second waveguide in the unit cell, this waveguide determines

the pass wavelength and must be tuned such that coupling can occur around the auxiliary pump wavelength which gives the best phase-matching. To achieve this we set the width of this waveguide such that coupling is phasematched between a higher order x-polarised mode and the fundamental mode of the primary waveguide. Fig. 1d shows the anti crossing of these modes as the width of the secondary waveguide is varied. Selecting a width of $0.650\mu m$ the modes are phasematched and coupling can occur across the array. (See also Fig.1b and c which show the resulting supermodes for this width.)

3. Match the coupling strength by selecting the inter-waveguide separation.

The strength of the coupling is independently determined by the separation between waveguides and can be used to choose the desired amplitude profile of the diffracting pump. For example, to achieve a coupling length, $L_c = \frac{\pi}{C}$, of $500\mu m$ based on our geometry we require the waveguides to be separated by approximately $0.4\mu m$; or for $1000\mu m$ a separation of approx $0.47\mu m$. There is some flexibility here since there are two independent variables, L and C to tune. However the optimal bandwidth of the main pump will be determined by the total length of the device.

Based on the geometry outlined in the previous step the degree of spectral entanglement or purity between the signal and idler photons can be calculated for a given main pump bandwidth. This is accomplished by the

Schmidt decomposition of the joint spectra plotted in in Fig. 3 defined:

$$\mathcal{P} = \text{tr}[(|\psi\rangle\langle\psi|)^2] = \sum_k q_k^4, \quad (9)$$

where q_k is the Schmidt coefficient resulting from the decomposition. The joint spectra plotted in Fig.3(b and c) have purities of $\mathcal{P} = 0.78$ and $\mathcal{P} = 0.97$ respectively. Thus we can see that the effective modulation of the nonlinearity generated by the diffraction of the secondary pump gives a significant improvement to the purity of the photons generated within rectangular silicon-on-insulator waveguides.

In summary, we have proposed a new scheme for generating high purity single photons via four wave mixing in a waveguide. Our proposed method allows effective nonlinear modulation; overcoming one of the roadblocks for very high purity heralded single photon generation in an integrated χ_3 system. In a practical waveguide array system we have shown how modulation by the discrete diffraction of an auxiliary pump, produces a significant improvement to the spectral purity over the baseline waveguide (with a steplike nonlinear profile).

This scheme has the advantages of being extensible and reconfigurable; the purity of photons is controlled by the diffraction of one or multiple pumps through a waveguide. We anticipate future directions of this work to include exploration of reconfigurability made possible by exciting different combinations of waveguides with the auxiliary pump. In addition, the relaxation of the uniform coupling assumption would introduce more control over the longitudinal profile of the auxiliary pump and provide an additional degree

of freedom to fine tune the system.

The device we propose could also naturally integrate into a spatial multiplexing scheme by pumping at multiple points in the array to produce a repeating diffraction pattern. This would allow a battery of heralding sources to be created by introducing the pulsed pump to the main waveguide at periodic intervals.

References

- [1] W. P. Grice and I. A. Walmsley, “Spectral information and distinguishability in type-ii down-conversion with a broadband pump,” *Phys. Rev. A*, vol. 56, pp. 1627–1634, Aug 1997.
- [2] C. K. Law, I. A. Walmsley, and J. H. Eberly, “Continuous frequency entanglement: Effective finite hilbert space and entropy control,” *Phys. Rev. Lett.*, vol. 84, pp. 5304–5307, Jun 2000.
- [3] W. P. Grice, A. B. U’Ren, and I. A. Walmsley, “Eliminating frequency and space-time correlations in multiphoton states,” *Phys. Rev. A*, vol. 64, p. 063815, Nov 2001.
- [4] A. M. Brńczyk, “Hong-ou-mandel interference,” 2017.
- [5] A. M. Brańczyk, A. Fedrizzi, T. M. Stace, T. C. Ralph, and A. G. White, “Engineered optical nonlinearity for quantum light sources,” *Opt. Express*, vol. 19, pp. 55–65, Jan 2011.

- [6] P. B. Dixon, J. H. Shapiro, and F. N. C. Wong, “Spectral engineering by gaussian phase-matching for quantum photonics,” *Opt. Express*, vol. 21, pp. 5879–5890, Mar 2013.
- [7] A. Dosseva, L. Cincio, and A. M. Brańczyk, “Shaping the joint spectrum of down-converted photons through optimized custom poling,” *Phys. Rev. A*, vol. 93, p. 013801, Jan 2016.
- [8] C. Chen, C. Bo, M. Y. Niu, F. Xu, Z. Zhang, J. H. Shapiro, and F. N. C. Wong, “Efficient generation and characterization of spectrally factorable biphotons,” *Opt. Express*, vol. 25, pp. 7300–7312, Apr 2017.
- [9] F. Graffitti, D. Kundys, D. T. Reid, A. M. Brańczyk, and A. Fedrizzi, “Pure down-conversion photons through sub-coherence-length domain engineering,” *Quantum Science and Technology*, vol. 2, p. 035001, jul 2017.
- [10] A. McMillan, J. Fulconis, M. Halder, C. Xiong, J. Rarity, and W. Wadsworth, “Narrowband high-fidelity all-fibre source of heralded single photons at 1570 nm,” *Opt. Express*, vol. 17, pp. 6156–6165, Apr 2009.
- [11] R. J. A. Francis-Jones, R. A. Hoggarth, and P. J. Mosley, “All-fiber multiplexed source of high-purity single photons,” *Optica*, vol. 3, pp. 1270–1273, Nov 2016.
- [12] A. Politi, J. C. Matthews, M. G. Thompson, and J. L. O’Brien, “Integrated quantum photonics,” *IEEE Journal of Selected Topics in Quantum Electronics*, vol. 15, no. 6, pp. 1673–1684, 2009.

- [13] S. Bogdanov, M. Y. Shalaginov, A. Boltasseva, and V. M. Shalaev, “Material platforms for integrated quantum photonics,” *Opt. Mater. Express*, vol. 7, pp. 111–132, Jan 2017.
- [14] B. Fang, O. Cohen, J. B. Moreno, and V. O. Lorenz, “State engineering of photon pairs produced through dual-pump spontaneous four-wave mixing,” *Opt. Express*, vol. 21, pp. 2707–2717, Feb 2013.
- [15] B. Dromey, M. Zepf, M. Landreman, and S. M. Hooker, “Quasi-phasematching of harmonic generation via multimode beating in waveguides,” *Opt. Express*, vol. 15, pp. 7894–7900, Jun 2007.
- [16] Q. Zhong, A. Ahmed, J. I. Dadap, R. M. O. JR, and R. El-Ganainy, “Parametric amplification in quasi-PT symmetric coupled waveguide structures,” *New Journal of Physics*, vol. 18, p. 125006, dec 2016.
- [17] F. Setzpfandt, A. S. Solntsev, J. Titchener, C. W. Wu, C. Xiong, R. Schiek, T. Pertsch, D. N. Neshev, and A. A. Sukhorukov, “Tunable generation of entangled photons in a nonlinear directional coupler,” *Laser & Photonics Reviews*, vol. 10, no. 1, pp. 131–136, 2016.
- [18] M. F. Saleh, “Quasi-phase-matched $\chi^{(3)}$ -parametric interactions in sinusoidally tapered waveguides,” *Phys. Rev. A*, vol. 97, p. 013850, Jan 2018.
- [19] A. Luks and V. Perinová, *Quantum aspects of light propagation*. Springer, 2009.

- [20] L. Mandel and E. Wolf, *Optical coherence and quantum optics*. Cambridge university press, 1995.
- [21] P. B. Main, “Philsol: Modes for the masses.” <https://github.com/philmain28/philsol>, 2017.
- [22] A. W. Snyder and J. Love, *Optical waveguide theory*. Springer Science & Business Media, 2012.
- [23] P. B. Main, P. J. Mosley, and A. V. Gorbach, “Spontaneous parametric down-conversion in asymmetric couplers: Photon purity enhancement and intrinsic spectral filtering,” *Phys. Rev. A*, vol. 100, p. 053815, Nov 2019.
- [24] A. L. Jones, “Coupling of optical fibers and scattering in fibers,” *JOSA*, vol. 55, no. 3, pp. 261–271, 1965.
- [25] F.-s.-u. Jena, “Discretizing light behaviour in linear and nonlinear lattices,” *Nature*, vol. 424, no. August, 2003.
- [26] A. C. Turner, C. Manolatou, B. S. Schmidt, M. Lipson, M. A. Foster, J. E. Sharping, and A. L. Gaeta, “Tailored anomalous group-velocity dispersion in silicon channel waveguides,” *Opt. Express*, vol. 14, pp. 4357–4362, May 2006.
- [27] A. C. Turner-Foster, M. A. Foster, R. Salem, A. L. Gaeta, and M. Lipson, “Frequency conversion over two-thirds of an octave in silicon nanowaveguides,” *Opt. Express*, vol. 18, pp. 1904–1908, Feb 2010.

- [28] K. Garay-Palmett, R. Rangel-Rojo, and A. B. U'Ren, “Tailored photon pair preparation relying on full group velocity matching in fiber-based spontaneous four-wave mixing,” *Journal of Modern Optics*, vol. 55, no. 19-20, pp. 3121–3131, 2008.