

# Protonated Clusters of Neon and Krypton

Michael Gatchell · Paul Martini · Arne Schiller · Paul Scheier

Received: date / Accepted: date

**Abstract** We present a study of cationic and protonated clusters of neon and krypton. Recent studies using argon have shown that protonated rare gas clusters can have very different magic sizes than pure, cationic clusters. Here we find that neon behaves similarly to argon, but that the cationic krypton is more similar to its protonated counterparts than the lighter rare gases are, sharing many of the same magic numbers.

**Keywords** Rare gas clusters · Protonated rare gas clusters · Helium nanodroplets

## 1 Introduction

Clusters of rare gas atoms are elegant systems for studying the packing of spherically symmetric particles into highly symmetric geometries. They were the subject of much interest in the mass spectrometry community from the 1980s on, when measurements of charged clusters formed in supersonic expansions showed the characteristic magic numbers associated with icosahedral (sub-)shells [1,2,3,4,5,6]. More recently it was shown that small impurities can dramatically change the magic numbers of charged rare gas clusters. A high resolution mass spectrometric study of cationic and protonated argon clusters showed that only the latter exhibited the characteristic magic numbers associated with icosahedral structures [7]. For the pure clusters, the presence of a compact  $\text{Ar}_3^+$  charge center distorts the structures of

the clusters, preventing the efficient packing of atoms in icosahedral shells. Theoretical calculations showed that for the protonated systems, the charge-carrying proton forms a bridge between two Ar atoms, nearly preserving the Ar-Ar separation and the overall symmetry of the neutral systems [7,8]. This reduces the strain on the structures, giving the  $\text{Ar}_n\text{H}^+$  clusters the same magic numbers as for model Lennard Jones systems and neutral  $\text{Ar}_n$  [7,9]. These findings helped explain the discrepancies seen between different studies of charged argon clusters, a topic that had been discussed for over 30 years [2,3,4,5,6,10,11,12].

Here we expand upon the experimental work of protonated rare gas clusters by studying pure cationic and protonated clusters of neon and krypton that are produced in doped superfluid helium nanodroplets. Neon and krypton surround argon in the periodic table and by comparing the new results with the previous findings for Ar, we are able to identify trends in the behavior of charged rare gas clusters and their protonated counterparts.

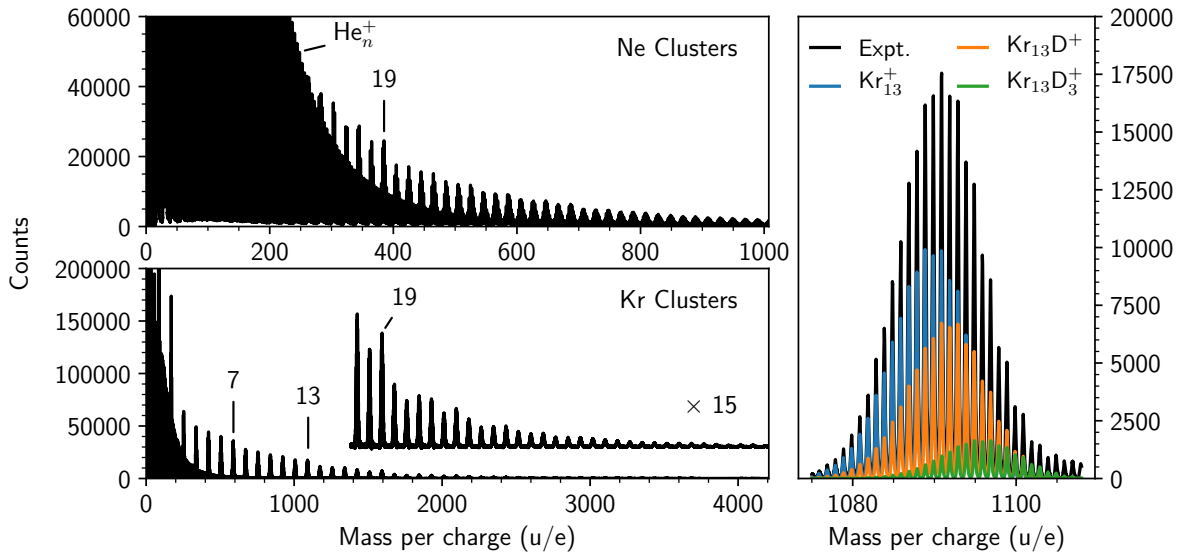
## 2 Methods

*Experimental Setup* Rare gas clusters are produced in superfluid helium nanodroplets using the setup described in detail in Refs. [13,14,15]. Droplets of He containing on average a few million atoms are formed by the expansion of compressed (2.1 MPa) He gas through a  $5\ \mu\text{m}$  nozzle that is cooled to 8.3 K. The droplets pass through a 0.8 mm skimmer positioned 8 mm downstream from the nozzle before entering a pair of pickup chambers. Here the droplets capture Ne or Kr and  $\text{H}_2/\text{D}_2$  that are introduced through gas inlets, rare gases in the first chamber and hydrogen/deuterium in the second,

---

M. Gatchell, P. Martini, A. Schiller, P. Scheier  
Institut für Ionenphysik und Angewandte Physik, Universität  
Innsbruck, Technikerstr. 25, A-6020 Innsbruck, Austria  
E-mail: michael.gatchell@uibk.ac.at

M. Gatchell  
Department of Physics, Stockholm University, 106 91 Stockholm, Sweden



**Fig. 1** Mass spectra for positively charged products after helium nanodroplets doped with Ne and H<sub>2</sub> (top left) or Kr and D<sub>2</sub> (bottom left) are ionized by 78 eV electrons. Cluster series for the pure and protonated rare gases are clearly visible up to sizes of 50 atoms. The right panel is a zoom-in of the Kr<sub>13</sub><sup>+</sup> region showing the large number of individual peaks that arise from the isotopic pattern of Kr. Here we also show the fitted distributions of the main complexes in this mass window. The Kr<sub>n</sub>D<sub>3</sub><sup>+</sup> series (potentially also containing contributions from Kr<sub>n</sub>HeD<sup>+</sup>) is included to better constrain the contribution from Kr<sub>n</sub>D<sup>+</sup> but is beyond the focus of this work.

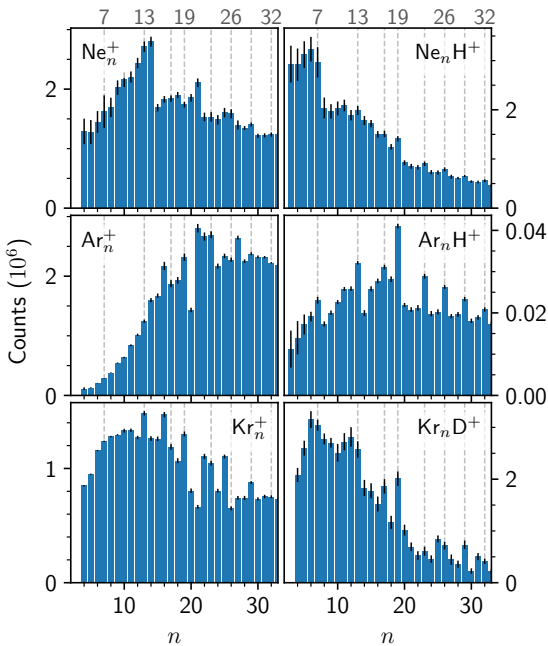
which condense into clusters in the superfluid 0.37 K droplets. Deuterium is used for the Kr clusters due to their complex isotopic pattern as the higher mass will increase the separation of peaks in the mass spectra. The droplets are ionized by impact of 78 eV electrons which produces He<sup>+</sup> near the surface of the droplets. The charge will then typically migrate via resonant hole-hopping through the droplet before forming a He<sub>2</sub><sup>+</sup> [16, 17, 18]. This ion will then move through the droplet, attracted by the higher polarizability of the dopant clusters compared to the surrounding He, ionizing the dopant by electron transfer in a highly exothermic process. The charged dopants are then often expelled from the droplets, giving bare clusters. The positively charged products are analyzed using a reflectron time-of-flight mass spectrometer (Tofwerk AG model HTOF) with a rated  $m/\Delta m$  resolution of 5000. The mass spectra are calibrated and analyzed using the IsotopeFit software [19], which efficiently deconvolutes overlapping peaks in the mass spectra and corrects for isotopic distributions. The method of producing rare gas clusters from helium nanodroplets has in the past been used to study, He<sub>n</sub><sup>+</sup> [13], Ar<sub>n</sub><sup>+</sup> [10, 7] and Kr<sub>n</sub><sup>+</sup> [13] clusters, giving results in good agreement with other techniques [1, 2, 3, 4, 5, 6, 12].

*Theoretical Tools* We have used the Gaussian 16 software [20] to perform electronic structure calculations of neutral, cationic, and protonated Ne and Kr clusters.

Cluster geometries were optimized at the MP2(Full)/def2-SVPP level of theory and a vibrational frequency analysis was performed on each optimized structure to ensure that potential energy minima are obtained.

### 3 Results and Discussion

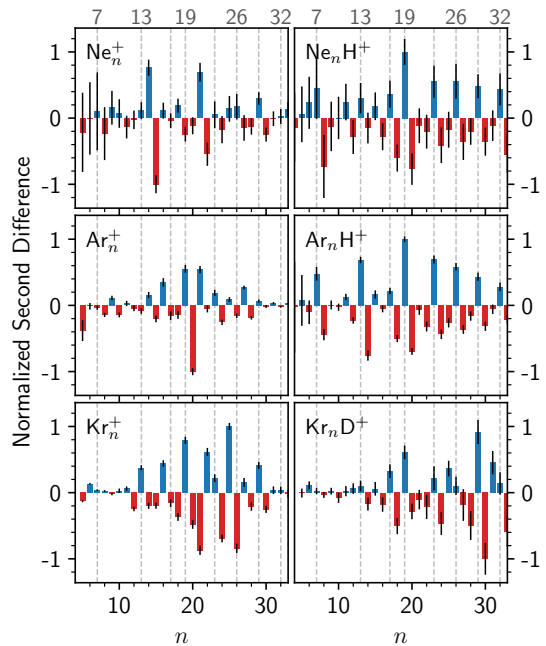
Mass spectra of Ne and Kr clusters born in helium nanodroplets are shown in Figure 1. In both cases there is a clear contribution from He<sub>n</sub><sup>+</sup> clusters with  $n$  up to about 200 that are rest products of the droplets from the ionization process. In the analysis of the Ne and Kr cluster series, the contributions from He-containing peaks are corrected for. The Ne and Kr cluster series are clearly visible and extend up to at least 50 atoms. Anomalies are visible in both cases, with 19 being the clearest magic number. For Kr, which has less overlap with the He series, abundance anomalies are also visible at  $n = 7$  and 13. Both measurements contain mixtures of the pure rare gas clusters and clusters that also contain hydrogen, mainly in the form of a single proton/deuteron that is formed by the breakup of H<sub>2</sub>/D<sub>2</sub> during ionization. From the overview spectrum alone it is not clear magic numbers arise from the pure rare gas clusters and which ones come from the protonated counterparts. Furthermore, even in experiments studying pure clusters, small amounts of residual water



**Fig. 2** Extracted intensities of  $\text{Ne}_n^+$ ,  $\text{Ne}_n\text{H}^+$ ,  $\text{Kr}_n^+$ , and  $\text{Kr}_n\text{D}^+$  clusters from our measurements. Values for  $\text{Ar}_n^+$  and  $\text{Ar}_n\text{H}^+$  are from ref. [7]. Statistical errors from the measurements and fitted cluster distributions are indicated by the black bars.

can effectively contribute with protons when the doped droplets are ionized. Careful analysis is thus required to determine the magic numbers associated with each species.

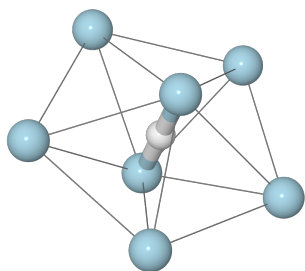
Compared to argon, both neon and krypton have richer natural isotopic distributions. Argon is nearly mono-isotopic, with  $^{40}\text{Ar}$  making up 99.6% of the natural abundance. On the other hand, Ne has two isotopes with abundances greater than 1% and Kr has five. The result of this is exemplified in the right panel of Figure 1 where we show a zoom-in of a mass spectrum of krypton and deuterium clusters and the distribution of species containing 13 Kr atoms. Here we are able to identify more than 50 different peaks originating from these species, all separated by about 1 u. The contributions from  $\text{Kr}_n^+$ ,  $\text{Kr}_n\text{D}^+$ , and  $\text{Kr}_n\text{D}_3^+$ , determined using IsoTopeFit [19], are shown in the same panel, highlighting the complexity in determining the relative abundances of the different species (the uncertainties of these fits are shown in Fig. 2). The increasing complexity with cluster size is the limiting factor in what sizes we can study. For  $n \gtrsim 30$ , we are unable to reliably discern between the contributions of  $\text{Kr}_n$  clusters with different numbers of D atoms attached. A similar limitation is also encountered for  $\text{Ne}_n\text{H}^+$ .



**Fig. 3** Second differences calculated from the measured cluster intensities. The values are normalized to the largest absolute value and the statistical uncertainties are given by the black bars.

In Figure 2 we show the extracted abundances of cationic and protonated Ne and Kr clusters together with the values for Ar from ref. [7], for cluster sizes up to 32. The vertical dashed line and labels at the top of the figure indicate the expected magic numbers associated with sphere packing [1,9]. In each case there is an underlying size distribution that results from the pickup statistics of the rare gas atoms by the neutral He droplets. On top of these, abundance anomalies are visible indicating particularly stable or unstable structures. For  $\text{Ne}_n^+$ ,  $n = 14$  and  $21$  stand out as being particularly abundant and these values are also observed for  $\text{He}_n^+$  clusters [13]. However, for the protonated  $\text{Ne}_n\text{H}^+$  clusters, different magic numbers appear. Here  $n = 7$  is particularly strong relative to  $n = 8$ , and weaker abundance enhancements are found at values in agreement with the dashed lines. For  $\text{Kr}_n^+$ ,  $n = 13, 19, 23,$  and  $29$ , values expected for the packing of spheres, stand out, as do a few others such as  $16$  and  $25$ . For the deuterated  $\text{Kr}_n\text{D}^+$  clusters, there are some noticeable differences;  $n = 6$  and  $7$  are particularly abundant, as is  $17$ . Here,  $n = 13$  and  $19$  appear to be magic too, as for the pure clusters.

While some peaks stand out when comparing the size distributions in Figure 2, the underlying distributions make the different panels difficult to compare di-



**Fig. 4** Structure of  $\text{Ne}_7\text{H}^+$  calculated at MP2(Full)/def2-SVPP level of theory. This structure is common to all protonated rare gas clusters and it is a magic size for each. The central  $\text{Ne-H}^+\text{-Ne}$  core is surrounded by a pentagon of Ne atoms, with their common plane passing through the proton. Thin connecting lines are used to highlight the external structure of the cluster. The coordinates for this structure are given in the electronic supplementary material.

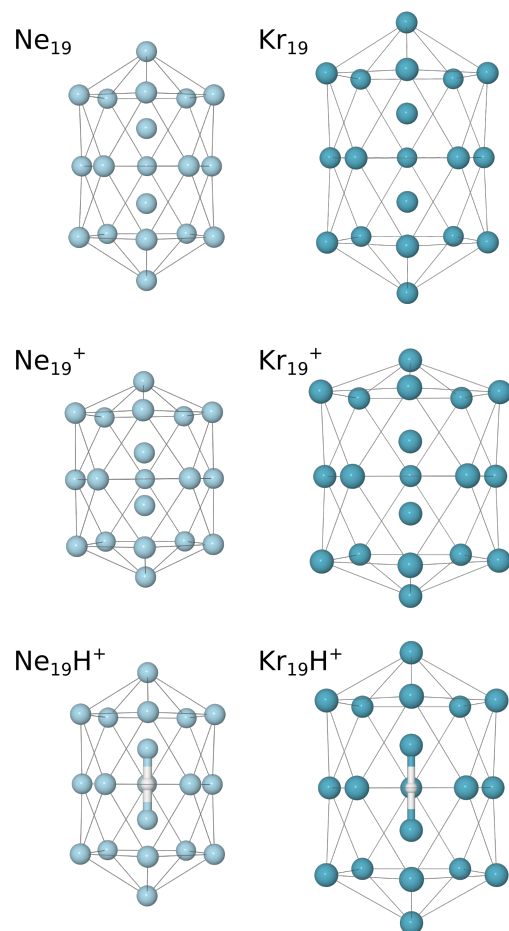
rectly. In Figure 3 we instead show the second differences of the cluster intensities, defined as

$$\Delta_2 = \ln \left[ \frac{I_n}{\frac{1}{2}(I_{n-1} + I_{n+1})} \right], \quad (1)$$

where  $I_n$  is the measured counts for cluster size  $n$ . Here the second difference values have also been normalized to the largest (absolute) value. Positive values  $\Delta_2$  indicate cluster sizes that are more abundant than the mean of their neighbors ( $n \pm 1$ ). Likewise, negative values indicate cluster sizes with particularly low abundances compared to their neighbors.

From Figure 3, the magic sizes for each cluster series and the similarities and differences between the different systems become more obvious. For the  $\text{Ne}_n^+$  and  $\text{Ar}_n^+$ , the  $n = 13$  magic number is suppressed with 14 being more abundant. Only for the protonated Ne and Ar clusters is 13 magic. For Kr on the other hand, 13 is indeed magic even for the pure cationic clusters. A similar trend is seen for  $n = 19$ , one of the more prominent magic numbers in many of the data sets. For pure  $\text{Ne}_n^+$  clusters, this is not a magic number, but for the pure  $\text{Ar}_n^+$ ,  $\text{Kr}_n^+$ , and all of the protonated systems this is a highly abundant size. Overall the three protonated systems share many magic numbers, in good agreement with the values expected for sphere packing models (dashed line), showing that the stabilizing effect of the proton is visible for other rare gases than just Ar. A distinctive feature of the protonated clusters, in particular with Ne and Ar, is also the magic  $n = 7$  size, which corresponds to the first complete solvation subshell around the  $\text{X-H}^+\text{-X}$  core, an example of which is shown in Figure 4.

Compared to the lighter systems, the  $\text{Kr}_n^+$  series shows a better agreement with the predicted magic



**Fig. 5** Side views (perpendicular to symmetry axes) of the structures of neutral, cationic, and protonated clusters of neon and krypton containing 19 rare gas atoms calculated at MP2(Full)/def2-SVPP level of theory. Thin connecting lines are used to highlight the external structures of the clusters. The coordinates for these structures are given in the electronic supplementary material.

numbers (dashed lines) and less of a difference between the pure and protonated systems. Most notably,  $n = 13$ , 19, 25, and 29 are magic for both the pure and protonated clusters, and possibly other sizes too, like  $n = 23$ . The reason for this is that the bond lengths of the charge center (e.g.  $\text{Kr}_3^+$ ) is decreasingly contracted relative to the neutral atoms with increasing rare gas mass. This is seen in the comparison of the structures of neutral, cationic, and protonated clusters with 19 rare gas atoms shown in Figure 5. The neutral  $\text{Ne}_{19}$  and  $\text{Kr}_{19}$  are systems where all bond lengths are equal, giving highly symmetric ( $\text{D}_{5h}$ ) structures. The removal of an electron changes the interactions in the clusters. In the case of neon,  $\text{Ne}_{19}^+$  has a tightly bound covalent dimer as the charge center that causes significant distortion to the structure compared to the neutral system. The

contracted core of the cluster could possibly allow two additional atoms to fit along the central axis of the cluster, which would explain the particularly high abundance of  $\text{Ne}_{21}^+$  in the experiments. In  $\text{Kr}_{19}^+$ , the charge is distributed over of a linear tetramer that, while having shorter bond lengths than the other atoms in the cluster, better matches the structure of the neutral system compared to  $\text{Ne}_n^+$  and  $\text{Ar}_n^+$  [7,8]. When the charge is instead introduced as a proton, the separation between rare gas atoms surrounding the charge is increased and the structures are more similar to the neutral geometries. A Mulliken charge analysis shows that about 2/3 of the charge is carried by the proton in the case of the  $\text{Ne}_{19}\text{H}^+$  clusters and 1/2 in the case of the  $\text{Kr}_{19}\text{H}^+$  clusters (with the remaining positive charge shared equally by the closest two rare gas atoms). These findings are consistent with previous studies of Ar clusters, which show a behavior somewhere between that of Ne and Kr [7,8].

#### 4 Conclusions

Comparing the mass spectra of different cationic rare gas clusters, it is clear that the pure clusters often do not give the magic numbers that are commonly associated with them [1,2,3,4,5,6]. For Ne and Ar [7], only the protonated clusters gives these characteristic numbers since the addition of a proton reduces the strain on the cluster geometry compared to the pure cationic systems. Pure  $\text{Kr}_n^+$  clusters on the other hand *do* show a better agreement with the formation of shell closures consistent with icosahedral symmetry, as do the protonated (here deuterated) clusters. This suggests that clusters of heavier rare gases, e.g.  $\text{Kr}_n^+$  and  $\text{Xe}_n^+$ , are less likely to see a strong difference in behavior compared to protonated clusters of the same species. For clusters of lighter rare gases (Ne and Ar), more care is needed to ensure that the magic cluster geometries indeed belong to the pure clusters and not, for instance, from protonated species that can easily form in the presence of (even trace amounts of) residual water.

#### Acknowledgments

This work was supported by the Austrian Science Fund FWF (projects P31149 and P30355) and the Swedish Research Council (Contract No. 2016-06625).

#### References

1. O. Echt, K. Sattler, E. Recknagel, *Physical Review Letters* **47**(16), 1121 (1981)
2. A. Ding, J. Hesslich, *Chemical Physics Letters* **94**(1), 54 (1983)
3. I.A. Harris, R.S. Kidwell, J.A. Northby, *Physical Review Letters* **53**(25), 2390 (1984)
4. P. Scheier, T.D. Märk, *International Journal of Mass Spectrometry and Ion Processes* **76**(2), R11 (1987)
5. N.E. Levinger, D. Ray, M.L. Alexander, W.C. Lineberger, *The Journal of Chemical Physics* **89**(9), 5654 (1988)
6. W. Miehle, O. Kandler, T. Leisner, O. Echt, *The Journal of Chemical Physics* **91**(10), 5940 (1989)
7. M. Gatchell, P. Martini, L. Kranabetter, B. Rasul, P. Scheier, *Physical Review A* **98**(2), 022519 (2018)
8. K.T. Giju, S. Roszak, J. Leszczynski, *The Journal of Chemical Physics* **117**(10), 4803 (2002)
9. D.J. Wales, J.P.K. Doye, *The Journal of Physical Chemistry A* **101**(28), 5111 (1997)
10. F. Ferreira da Silva, P. Bartl, S. Denifl, O. Echt, T.D. Märk, P. Scheier, *Physical Chemistry Chemical Physics* **11**(42), 9791 (2009)
11. I.A. Harris, K.A. Norman, R.V. Mulkern, J.A. Northby, *Chemical Physics Letters* **130**(4), 316 (1986)
12. T.A. Milne, F.T. Greene, *The Journal of Chemical Physics* **47**(10), 4095 (1967)
13. H. Schöbel, P. Bartl, C. Leidlmair, S. Denifl, O. Echt, T.D. Märk, P. Scheier, *The European Physical Journal D* **63**(2), 209 (2011)
14. T. Kurzthaler, B. Rasul, M. Kuhn, A. Lindinger, P. Scheier, A.M. Ellis, *The Journal of Chemical Physics* **145**(6), 064305 (2016)
15. M. Kuhn, M. Renzler, J. Postler, S. Ralsler, S. Spieler, M. Simpson, H. Linnartz, A.G.G.M. Tielens, J. Cami, A. Mauracher, Y. Wang, M. Alcamí, F. Martín, M.K. Beyer, R. Wester, A. Lindinger, P. Scheier, *Nature Communications* **7**, 13550 (2016)
16. A. Scheidemann, B. Schilling, J.P. Toennies, *The Journal of Physical Chemistry* **97**(10), 2128 (1993)
17. A.M. Ellis, S. Yang, *Phys. Rev. A* **76**, 032714 (2007)
18. A. Mauracher, O. Echt, A.M. Ellis, S. Yang, D.K. Bohme, J. Postler, A. Kaiser, S. Denifl, P. Scheier, *Physics Reports* **751**, 1 (2018)
19. S. Ralsler, J. Postler, M. Harnisch, A.M. Ellis, P. Scheier, *International Journal of Mass Spectrometry* **379**, 194 (2015)
20. M.J. Frisch, G.W. Trucks, H.B. Schlegel, G.E. Scuseria, M.A. Robb, J.R. Cheeseman, G. Scalmani, V. Barone, G.A. Petersson, H. Nakatsuji, X. Li, M. Caricato, A.V. Marenich, J. Bloino, B.G. Janesko, R. Gomperts, B. Mennucci, H.P. Hratchian, J.V. Ortiz, A.F. Izmaylov, J.L. Sonnenberg, Williams, F. Ding, F. Lipparini, F. Egidi, J. Goings, B. Peng, A. Petrone, T. Henderson, D. Ranasinghe, V.G. Zakrzewski, J. Gao, N. Rega, G. Zheng, W. Liang, M. Hada, M. Ehara, K. Toyota, R. Fukuda, J. Hasegawa, M. Ishida, T. Nakajima, Y. Honda, O. Kitao, H. Nakai, T. Vreven, K. Throssell, J.A. Montgomery Jr., J.E. Peralta, F. Ogliaro, M.J. Bearpark, J.J. Heyd, E.N. Brothers, K.N. Kudin, V.N. Staroverov, T.A. Keith, R. Kobayashi, J. Normand, K. Raghavachari, A.P. Rendell, J.C. Burant, S.S. Iyengar, J. Tomasi, M. Cossi, J.M. Millam, M. Klene, C. Adamo, R. Cammi, J.W. Ochterski, R.L. Martin, K. Morokuma, O. Farkas, J.B. Foresman, D.J. Fox. *Gaussian 16 rev. a.03* (2016)