

Simulation of a hydrogen atom in laser field using the time-dependent variational principle

Keefer Rowan*, Louis Schatzki*, and Timothy Zaklama*

Department of Physics and Astronomy, Vanderbilt University, Nashville, Tennessee, 37235, USA

*These authors were of equal contribution

Yasumitsu Suzuki

*Department of Physics, Tokyo University of Science,
1-3 Kagurazaka, Shinjuku, Tokyo 162-8601, Japan*

Kazuyuki Watanabe

*Department of Physics, Tokyo University of Science,
1-3 Kagurazaka, Shinjuku, Tokyo 162-8601, Japan*

Kálmán Varga

Department of Physics and Astronomy, Vanderbilt University, Nashville, Tennessee, 37235, USA

The time-dependent variational principle is used to optimize the linear and nonlinear parameters of Gaussian basis functions to solve the time-dependent Schrödinger equation in 1 and 3 dimensions for a one-body soft Coulomb potential in a laser field. The accuracy is tested comparing the solution to finite difference grid calculations using several examples. The approach is not limited to one particle systems and the example presented for two electrons demonstrates the potential to tackle larger systems using correlated basis functions.

I. INTRODUCTION

Three dimensional or radial grids [1] are flexible representations of time-dependent wave functions in solutions of time-dependent problems or in time-dependent density functional calculations. Localized basis functions, e.g. Gaussian orbitals, are less flexible for time-dependent Hamiltonians, e.g. for systems interacting with strong laser pulses. In describing ionization, one often needs to represent the wave function up to a few hundred Bohr distances, requiring large spatial grids. The attractive feature of basis functions in comparison to real space grids is reduced dimensionality. The question is how can we optimize the basis functions to represent the rapidly changing time-dependent wave function.

Due to the experimental advances in attosecond extreme ultraviolet light pulses and intense x-ray sources [2], many different basis function representations have been developed to solve the time-dependent Schrödinger-equation for atoms interacting with strong laser pulses [3–10]. The most often used basis functions are the discrete variable representations [11–13] and B-splines [14–16]. These basis functions have been combined with innovative approaches to solve the time-dependent Schrödinger equation [17–28]. In these works, the proper boundary conditions are enforced by using complex ab-

sorbing potentials [20, 29, 30], exterior complex scaling [31, 32], or perfectly matched layers [33].

Gaussians basis functions are the most popular choices of quantum mechanical calculations because their matrix elements can be evaluated analytically [34, 35]. Gaussian functions however, have difficulties in reproducing the characteristic oscillatory behavior of continuum orbitals in the asymptotic region. Gaussians with complex parameters may be better suited to describe the continuum because of their inherent oscillatory nature [36]. One way to extend Gaussians for problems involving ionization is to augment them with suitable functions such as B-splines [4].

In this work we will solve the time-dependent Schrödinger-equation by time propagation using a time-dependent basis. The parameters of the basis will be optimized using the time-dependent variational principle (TDVP) [37, 38]. We will consider a hydrogen atom in laser a field. The oscillating field moves the electron density away from the atom and then back towards the atom. The time-dependent basis functions will be optimized to accurately represent the moving density.

The time-dependent variational method was introduced by Dirac [37], extended by McLachlan [38] and reformulated for Gaussian wave packets in Ref. [39]. The time-dependent variational method has been used in

various calculations, such as in the description of the dynamical behavior of Bose-Einstein condensates [40], and in wave packet dynamics [41, 42]. Furthermore, the study of the dynamics of strongly interacting lattice bosons [43] and strongly correlated electrons [44] reflect the increasing popularity of the time dependent variational method in other fields.

The TDVP is also often used in approximating complex many-body wave functions, e.g. Fermion IC Molecular Dynamics [45], Electron Nuclear Dynamics [46], and time-dependent Multi configuration Self-consistent-field calculations [47]. In these approaches, the wavefunction is approximated by Slater determinants of localized single particle orbitals. The orbitals are parameterized by dynamical variables (wave packet width, average position or momentum) and the TDVP is used to derive equation of motion for these dynamical variables. In this work we use the TDVP to time propagate a wave function by optimizing its linear and nonlinear parameters. In a previous paper we used the imaginary time propagation method combined with the TDVP to accurately describe few-particle systems [36]. It was shown, that the TDVP can be used to obtain basis functions with accuracy comparable or better than gradient based Newton-Raphson optimization. This success paves the way for the application of the TDVP to time-dependent problems. We will test this application using the 1D and 3D Hydrogen atom with Gaussian and soft Coulomb potential in strong laser pulses, and then compare the results to finite difference grid calculations. The advantage of the present approach is that only a few basis functions are needed, while in the finite difference calculations millions of grid points are used. Moreover, the present approach can be extended to larger systems, while the finite difference is limited to 3D. An additional advantage is that no boundary conditions have to be enforced, and the basis flexible evolves according to TDVP.

II. FORMALISM

A. Time-dependent variational principle

The time dependent wave function of this system in a general form can be written as:

$$\psi(t) = \psi(\mathbf{q}(t)) \quad (1)$$

where $\mathbf{q}(t)$ is a set of linear and nonlinear variational parameters.

The time-dependent Schrödinger equation,

$$i \frac{d}{dt} \psi(t) = H \psi(t) \quad (2)$$

will be solved by the McLachlan variational method [38]. In this approach, the norm of the deviation between the right-hand and the left-hand side of the time-dependent

Schrödinger equation is minimized with respect to the trial function. The quantity

$$I = \|i\dot{\phi}(t) - H\psi(t)\|^2 \rightarrow \min \quad (3)$$

is to be varied with respect to ϕ only, and then the equivalency $\dot{\psi} \equiv \dot{\phi}$ is enforced. At time t the wave function is known and its time derivative is determined by minimizing I . In case of $I = 0$, an exact solution exists, but the approximation in the expansion of $\psi(t)$ leads to $I > 0$ values.

The variations of I with respect to ϕ gives the equations of motion:

$$\left\langle \frac{\partial \psi}{\partial \mathbf{q}} \left| i\dot{\psi} - H\psi \right. \right\rangle = 0. \quad (4)$$

This equation can be used to determine the (linear and nonlinear) variational parameters.

B. Parameter optimization

We can also write (4) in matrix form as:

$$iM\dot{\mathbf{q}} = \mathbf{v} \quad (5)$$

where

$$M_{ij} = \left\langle \frac{\partial \psi}{\partial q_i} \left| \frac{\partial \psi}{\partial q_j} \right. \right\rangle, \quad (6)$$

and

$$v_i = \left\langle \frac{\partial \psi}{\partial q_i} \left| H\psi \right. \right\rangle. \quad (7)$$

By approximating the time derivative with first order finite difference, Eq. (5) becomes

$$\dot{\mathbf{q}} = -iM^{-1}\mathbf{v} \quad (8)$$

There are various established ways to solve such first order linear differential equations, and better approximations allowing larger time steps such as a Runge-Kutta approach can be used, but we elected to use the Euler method for time propagation for simplicity.

C. Hamiltonian and basis functions

We will test the approach by using a Hamiltonian describing a particle in a laser field in length gauge

$$H = -\frac{1}{2} \left(\frac{d^2}{dx^2} + \frac{d^2}{dy^2} + \frac{d^2}{dz^2} \right) + V(x, y, z) + F(t)z, \quad (9)$$

where $F(t)$ is the time dependent electric field pulse, which is defined as:

$$F(t) = E_0 e^{-(t-T)^2/\tau^2} \cos(\omega t). \quad (10)$$

We define two different types of basis functions to represent the time-dependent wave function. The first one takes on the form:

$$g_i = c_i z^{n_i} g_{\alpha_i}(x) g_{\alpha_i}(y) g_{\beta_i}(z) = c_i z^{n_i} e^{-\alpha_i(x^2+y^2)-\beta_i z^2}, \quad (11)$$

where

$$g_\sigma(x) = e^{-\sigma x^2} \quad (12)$$

is a one dimensional Gaussian and will be referred to as polynomial times Gaussian (PTG). The second basis is a plane wave times Gaussian (PWG):

$$g_i = c_i g_{\alpha_i}(x) g_{\alpha_i}(y) g_{\beta_i}(z) e^{kz} = c_i e^{-\alpha_i(x^2+y^2)-\beta_i z^2+kz}. \quad (13)$$

The parameters of the Gaussians are kept equal in the x and y direction due to the cylindrical symmetry of the potential. In one dimensional (1D) test calculations $\alpha = 0$ is used to reduce the basis to 1D.

The variational parameters form a vector,

$$\mathbf{q}(t) = \begin{pmatrix} c(t) \\ \alpha(t) \\ \beta(t) \end{pmatrix} = \begin{pmatrix} c_1(t) \\ \vdots \\ c_N(t) \\ \alpha_1(t) \\ \vdots \\ \alpha_N(t) \\ \beta_1(t) \\ \vdots \\ \beta_N(t) \end{pmatrix}, \quad (14)$$

in the case of PTG and a similar vector can be defined for PWG. For PTG, the values of n_k must be set to be integers. The variational trial function is

$$\psi(t) = \psi(\mathbf{q}(t)) = \sum_{k=1}^N c_k(t) \phi_k(t) = \sum_{k=1}^N g_k(t). \quad (15)$$

To illustrate the flexibility of the Gaussian basis in time-dependent calculations, we solve the TDVP equation (Eq. (5)) analytically for a free particle in Appendix A. This case can be used to test the time step and matrix elements in the numerical calculations.

As the example in Appendix A and Eq. (8) show, the parameters of the basis functions become complex during the time propagation. This is completely different from the conventional time propagation in which the wave function is expanded into some basis, and the linear coefficients are time dependent and complex. A Gaussian with a complex parameter can be written as:

$$e^{-(\alpha_r + i\alpha_i)x^2} = e^{-\alpha_r x^2} (\cos(\alpha_i x^2) + i \sin(\alpha_i x^2)). \quad (16)$$

This function is an oscillatory function with a Gaussian envelope, and seems to greatly enhance the flexibility of the basis function [36]. To make the integrals of the matrix element convergent, α_r should be positive, which is

not explicitly guaranteed in the time propagation of Eq. (8), but in our numerical examples it was automatically satisfied.

We will use two potentials to test the approach. A single Gaussian potential,

$$V = -V_0 e^{-\mu(x^2+y^2+z^2)}, \quad (17)$$

with $V_0 = 1$ and $\mu = 0.1$ a.u., and a soft Coulomb potential,

$$V = -\frac{1}{\sqrt{x^2 + y^2 + z^2 + a^2}}, \quad (18)$$

with $a = 1.0$ a.u., respectively. We will use the soft Coulomb potential because the Coulomb potential cannot be easily used in grid calculations and its use is problematic in 1D [48]. In the case of the PWG basis, the soft Coulomb potential is expanded into 50 Gaussians to facilitate the analytical calculations of the matrix elements.

In 1D test cases, the condition $x = y = 0$ is set in the potential and $\alpha = 0$ is used in the basis function with 1D kinetic energy. The matrix elements of these basis functions can be calculated analytically as it is shown in Appendices B, C and D.

D. Time propagation of the wave function

Equation (8) defines the time propagation of both linear and nonlinear parameters of the wave function. With the exception of very small time steps, the simple first order finite difference approximation is not expected to be accurate enough to preserve the norm of the wave function. To alleviate this problem, we only use this equation to time propagate the nonlinear parameters and we update the linear parameters separately to preserve the norm. One can view this as an optimization of the basis functions by updating the nonlinear parameters using TDVP. We then time propagate the wave function on the updated basis.

We have a set of basis function in time t , $\phi_k(t)$, which is time-propagated to time $t + \Delta t$ to become $\phi_k(t + \Delta t)$ using Eq. (8). Both of these sets of basis functions can be used to represent the wave function at time t :

$$\psi(t) = \sum_{k=1}^N \hat{c}_k(t, t) \phi_k(t) = \sum_{k=1}^N \hat{c}_k(t, t + \Delta t) \phi_k(t + \Delta t). \quad (19)$$

In this equation $\hat{c}_k(t, t)$ is known as we know the wave function at time t (and it is not calculated using Eq. (8)). The unknown $\hat{c}_k(t, t + \Delta t)$ coefficients can be easily derived by defining the overlap of the basis functions

$$S_{ij}(t, t') = \langle \phi_i(t) | \phi_j(t') \rangle \quad (20)$$

and multiplying Eq. (19) with $\psi_i(t)$. The result is:

$$\hat{c}_i(t, t + \Delta t) = \sum_{j=1}^N S_{ij}^{-1}(t, t) \sum_{k=1}^N S_{j,k}(t, t + \Delta t) \hat{c}_k(t, t). \quad (21)$$

Now we know the linear combination coefficient of the wave function $\psi(t)$ at time t on the optimal basis $\phi_k(t + \Delta)$, so we can time propagate the wave function in the conventional way using

$$\psi(t + \Delta t) = e^{-iH\Delta t}\psi(t) \quad (22)$$

to calculate $\hat{c}_k(t + \Delta t, t + \Delta t)$. We choose the numerically stable Crank-Nicolson approach to update the coefficients:

$$\hat{C}(t + \Delta t, t + \Delta t) = \frac{S(t + \Delta t, t + \Delta t) - \frac{i}{2}H(t + \Delta t, t + \Delta t)}{S(t + \Delta t, t + \Delta t) + \frac{i}{2}H(t + \Delta t, t + \Delta t)}\hat{C}(t, t + \Delta t), \quad (23)$$

where $\hat{C}^T = (\hat{c}_1, \dots, \hat{c}_N)$ and

$$H_{ij}(t, t') = \langle \psi_i(t) | H | \psi_j(t') \rangle. \quad (24)$$

This approach significantly improves the stability of the approach and allows larger time steps.

III. CALCULATIONS

A. Ground state

Before the time propagation we need to calculate the ground state (without the laser field). In the time propagation that will be the initial state at $t = 0$. To calculate the ground state the parameters of the Gaussians will be defined with a geometric progression,

$$\frac{1}{\sqrt{\alpha_i}} = a\nu^{i-1}, \quad (25)$$

with $a = 0.5$ and $\nu = 1.3$. For the ground state calculation, we will use $n = 0$ for the PTG basis and $k = 0$ in the PWG basis. For 1D grid calculation, $N = 5000$ equidistant grid points are used with $h = 0.125$ grid spacing, and a $N = 61 \times 61 \times 1200$ size grid with $h = 0.25$ is used in 3D. While very fine grid spacing can be used in 1D, it must be larger in 3D due to the increase in computational cost.

The ground state energies are listed in Table I. These energies were calculated by diagonalization of the PTG and PWG case. In the case of the grid calculations, the ground state energy was calculated by the conjugate gradient method using the codes of [49]. There is an excellent agreement in 1D, and a slight difference between the PWG and the grid calculation in 3D. While agreement can be achieved with a finer grid, there are more computational constraints the finer the grid becomes. We only used the PTG for the Gauss potential, so the PTG ground state energy for other cases is not shown.

B. Time propagation

Two different laser pulses are used in the calculation. The first (see Fig. 1), laser A, has only a few cycles

Basis	N	Potential	Energy
1D PTG	30	Gauss	-0.79526702
1D PWG	20	Gauss	-0.79526702
1D Grid	5000	Gauss	-0.79526702
1D PWG	20	Soft Coulomb	-0.66977138
1D Grid	5000	Soft Coulomb	-0.66977138
3D PWG	30	Soft Coulomb	-0.27489135
3D Grid	4465200	Soft Coulomb	-0.27461231

TABLE I: Ground state energies (in a.u.). The basis dimension is N for the PWG and PTG, and the number

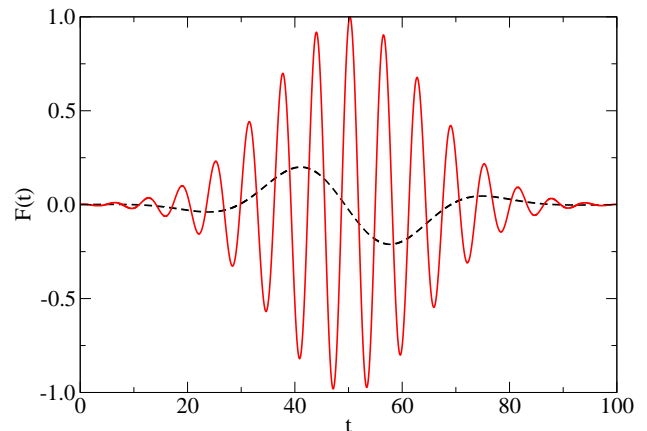


FIG. 1: The laser fields used in the calculation, laser A, $E_0 = 0.25, \tau = 20.5, \omega = 1.0/2\pi, T = 50$ (black dotted line); laser B, $E_0 = 1.0, \tau = 20.5, \omega = 1.0, T = 50$ (red line)

and moves the electron to one direction as will be shown later. The second, laser B, has many cycles and moves the electron almost symmetrically left and right. The time step is $\Delta t = 0.001$ a.u. in 1D calculations, and $\Delta t = 0.0005$ a.u. in the 3D calculations for both the PWG and the grid. The PTG requires a smaller time step as we will discuss later.

The PTG ground state calculation was restricted to $n = 0$ and to make a starting PTG basis for time propagation, the basis will be doubled by adding $n = 1$ states with the same β_i parameters as of the $n = 0$ states. These states are needed because the laser field operator $F(t)z$ matrix elements are only nonzero for basis states for even $n_i + n_{i'} + 1$. To start the calculation from the ground state, the linear coefficients of the $n_i = 1$ basis states will be set to zero. States with $n > 1$ do not seem to improve the calculation. The PWG basis does not need any modification and one can start the computation from the ground state wave function.

The electron density, $|\psi(x, t)|^2$, after time propagation up to $t=100$ a.u. are compared in Fig. 2 in the case of the Gaussian potential. The agreement between the grid and the PWG calculations are excellent. In the asymptotic

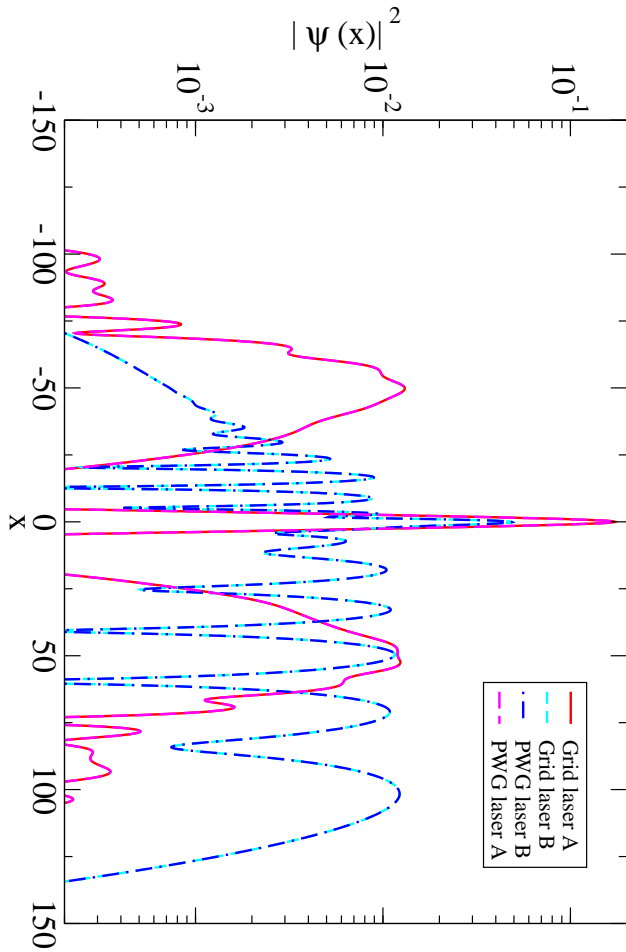


FIG. 2: Electron densities in Gaussian potential at $t = 100$ a.u. for laser A and laser B .

region where the density becomes smaller than 10^{-4} , the two approaches do not fully agree. This is partly because of numerical noise, which can be decreased with a smaller time step, and partly due to the grid spacing.

Test calculations show that PTG basis can only be used with smaller time steps ($\Delta t = 0.00001$ a.u.) to produce the same results as the grid and PWG. This is because this basis easily becomes nearly linearly dependent (large overlap between basis functions), especially in the 1D case, which makes the calculation of the inverse of M difficult. The other difficulty is choosing the optimal number of basis states with $n = 0$ and $n = 1$. It is still useful to consider the PTG basis as an alternative test, especially that in 3D the Coulomb potential can be analytically calculated for this basis (see Appendix C).

Figures 3, and 4 show the energy and the occupation probability of the ground state as a function of time. The occupation probability is defined as:

$$P(t) = |\langle \psi(0) | \psi(t) \rangle|^2. \quad (26)$$

The energy and the occupational probability are in excellent agreement for the grid, PTG, and PWG basis func-

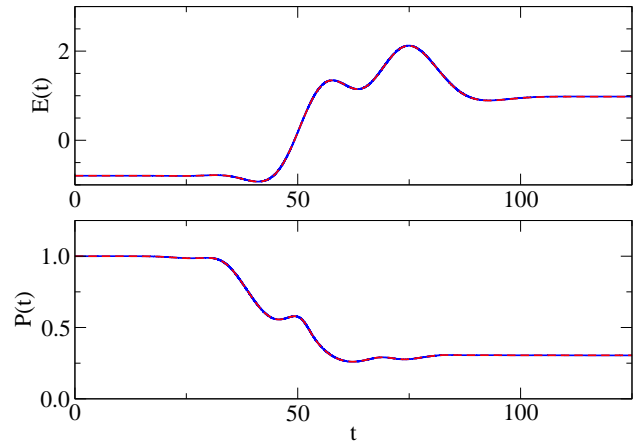


FIG. 3: Gaussian potential with laser field A in 1D. Top: Energy as a function of time for grid (solid blue line), PWG (red dashed line) and PTG (black dotted line). Bottom: Ground state occupation probability as a function of time for grid (solid blue line), PWG (red dashed line) and PTG (black dotted line). The three lines are indistinguishable in the resolution of the figure.

tions for both laser fields. Laser A strongly ionizes the system and the ground state occupation becomes about 0.3 after the pulse. This means (see Fig. 2) that the tail of the wave function has large amplitude far away from the center of the potential, but the complex Gaussian basis is flexible enough to represent this.

The next example is a test for a soft Coulomb potential. Since the PTG requires much smaller time step, we exclude it from the discussion from now. Figures 5 and 6 show that the approach works well for the soft Coulomb potential as well. Comparing Figs. 3 and 4 to 5 and 6 show that the effect of the laser field is very similar in both the Gauss and soft Coulomb potentials. The electron is slightly less bound in the soft Coulomb potential and the laser causes larger excitation and ionization.

The last example covers the case of soft Coulomb in 3D for lasers A and B , which are illustrated in Figs. 7 and 8. The agreement between the grid and PWG calculations is still very good, although the necessary time step to reach accuracy is smaller for PWG than in 1D. The grid calculation would converge with a time step that is 10 times larger, but we used the same time step for both grid and PWG for consistency. However, even with a larger time step, the grid calculation, is very computationally demanding due to its large grid size. Indeed, its computational time takes at least two orders of magnitude longer than that of the PWG for the soft Coulomb potential.

We have also tested a restricted PTG basis, constraining the Gaussian to be spherically symmetric by choosing $\alpha = \beta$ in Eq. (13). Test calculations for shorter, weaker pulses show good agreement between this restricted basis and the grid calculations, but this basis is not flexible enough for accurate calculations in the test examples pre-

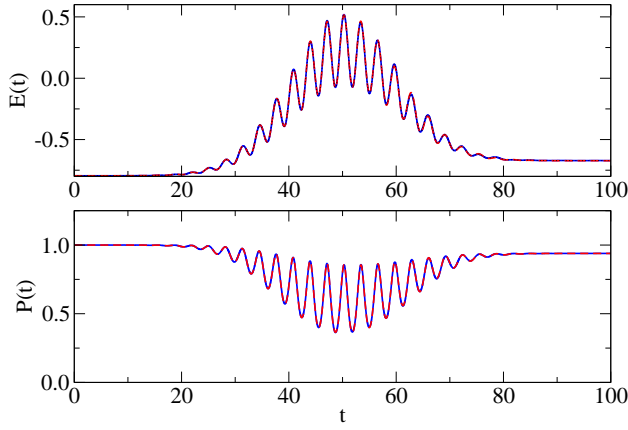


FIG. 4: Gaussian potential with laser field B in 1D. Top: Energy as a function of time for grid (solid blue line), PWG (red dashed line) and PTG (black dotted line). Bottom: Ground state occupation probability as a function of time for grid (solid blue line), PWG (red dashed line) and PTG (black dotted line). The three

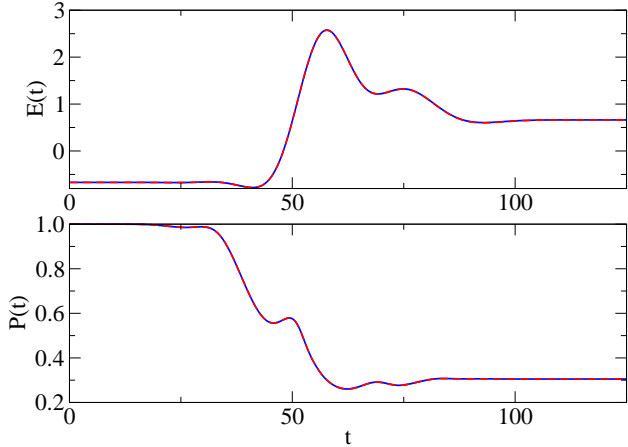


FIG. 5: Soft Coulomb potential with laser field A in 1D. Top: Energy as a function of time for grid (solid blue line), PWG (red dashed line). Bottom: Ground state occupation probability as a function of time for grid (solid blue line), PWG (red dashed line).

sented in this work. Despite this, the result is still noteworthy because it may lead to an extension of Gaussian atomic orbitals for weak fields.

To test the applicability of the approach for larger systems we have considered a two electron system in 1D with the Hamiltonian

$$H = -\frac{1}{2} \frac{d^2}{dx_1^2} - \frac{1}{2} \frac{d^2}{dx_2^2} - 2V(x_1) - 2V(x_2) + V(x_1 - x_2) + F(t)(x_1 + x_2) \quad (27)$$

with a Gaussian potential, $V(x) = e^{-\mu x^2}$, $\mu = 0.1$. The basis function is taken in the form

$$g_i = c_i e^{-\alpha_{1i} x_1^2 - \alpha_{2i} x_2^2 + \beta_i x_1 x_2 + k_{1i} x_1 + k_{2i} x_2} \quad (28)$$

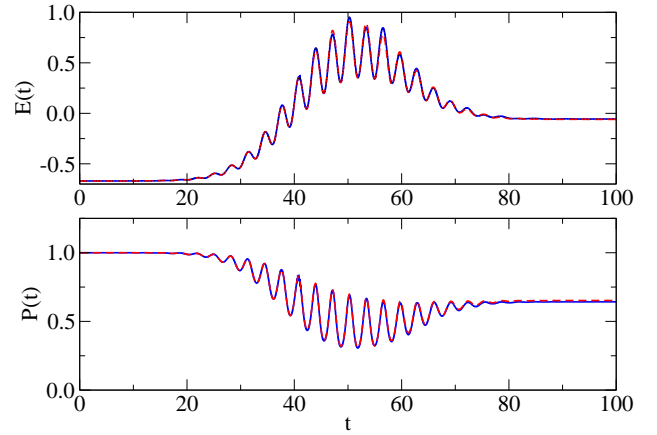


FIG. 6: Soft Coulomb potential with laser field B in 1D. Top: Energy as a function of time for grid (solid blue line), PWG (red dashed line). Bottom: Ground state occupation probability as a function of time for

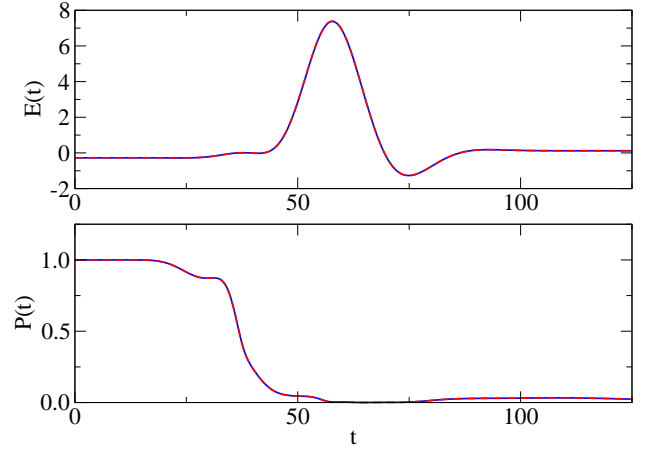


FIG. 7: Soft Coulomb potential with laser field A in 3D. Top: Energy as a function of time for grid (solid blue line), PWG (red dashed line). Bottom: Ground state occupation probability as a function of time for grid (solid blue line), PWG (red dashed line).

with six variational parameters, $\alpha_{1i}, \alpha_{2i}, \beta_i, k_{1i}, k_{2i}$ and c_i , ($i = 1, \dots, N$). The two particles are assumed to be distinguishable (one electron with spin up and one with spin down).

The energy of the two electron system as the function of time is shown in Fig. 9. The convergence was checked by using different starting basis sets and different basis dimensions. $N = 15$ basis functions with $\Delta t = 0.0001$ a.u. yields well converged results. Figure 10 show the snapshots of the two-electron density. At $t = 0$ the electrons are confined to the potential well around the origin. The laser field moves them out of the well towards the positive direction ($t = 30$ a.u. in Fig. 10), and then back toward the origin. After the peak of the laser field (in Fig. 10, $t = 50$ a.u.) there are two peaks that ap-

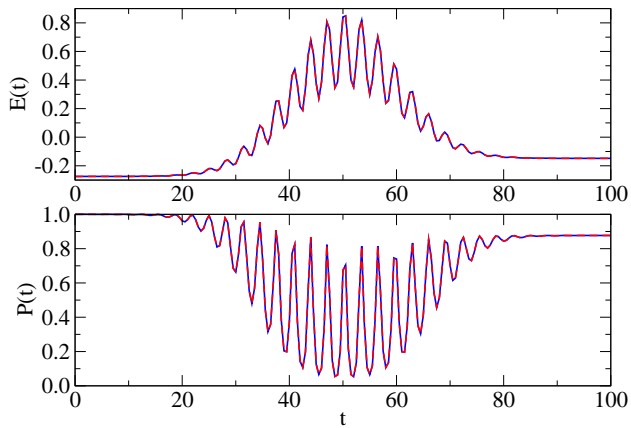


FIG. 8: Soft Coulomb potential with laser field B in 3D. Top: Energy as a function of time for grid (solid blue line), PWG (red dashed line). Bottom: Ground state occupation probability as a function of time for

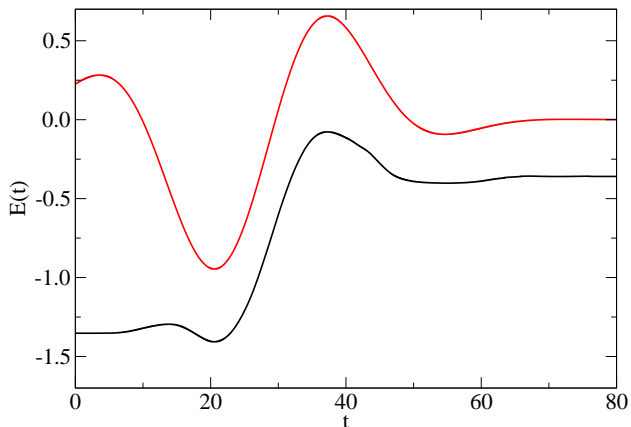


FIG. 9: Energy (black line) and laser field (dashed line) of a 2 electron system as a function of time. The laser parameters are $E_0 = 0.1$, $\tau = 20.5$, $\omega = 1.0$, $T = 25$. The amplitude of the laser on the figure is multiplied by 10 for better visibility.

pear in the density. This corresponds to a configuration where the first electron's probability distribution has a maximum close to the origin, while the second electron's probability distribution has two maxima, which are left and right with respect to the origin.

IV. SUMMARY

We have used the TDVP to time propagate the wave function. The TDVP optimizes the linear and the non-linear parameters on the same footing. The results are compared to those of grid calculations and the accuracy to the present approach is demonstrated. We have tested various forms of basis functions including Gaussians multiplied by polynomials, plane waves, and non-spherical

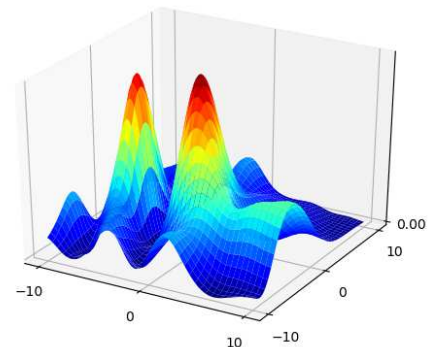
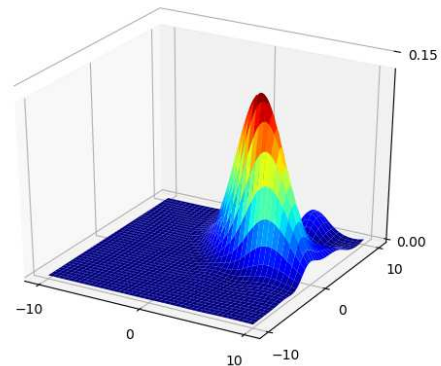
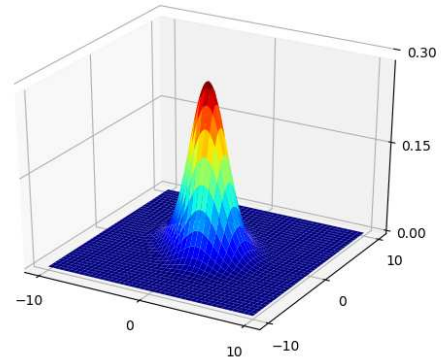


FIG. 10: Snapshots of the two electron density at $t = 0$, $t = 30$ and $t = 50$ a.u.. The plane axis are x_1 and x_2 , the coordinates of electron 1 and 2.

Gaussians. The complex parameters of the Gaussians make the basis functions flexible enough to represent oscillatory wave functions. In addition, several potentials and laser fields were used to test the approach for different degree of ionization.

The approach has several advantages. First, a simple

Gaussian basis can be used to solve time-dependent problems, which may be useful in various electronic structure codes. Second, the number of basis functions needed is considerably smaller than the number of grid points required to represent a wave function, which makes the calculation faster. Furthermore, no boundary conditions need to be enforced, and the TDVP automatically generates the Gaussians to represent the wave function in space. As the free Gaussian wave packet example (Appendix A) shows, the wave function can propagate from any given point to any desired distance without artificial reflections. In principle, a complex absorbing potential can also be used, in which case the number of Gaussian basis states may be less, because the wave function only need to be represented in a well defined region. The approach can be extended to larger systems using Explicitly Correlated Gaussians [34]. The example of a 2 electron system presented in this paper shows promising results.

The main disadvantage is that the basis needs to be carefully initialized, otherwise large overlap between basis functions can make the inversion of the M matrix in Eq. (6) difficult. This can possibly be alleviated by using a singular value decomposition for calculation of the

inverse. It is also somewhat difficult to determine a sufficient number of basis functions and their desired initial parameters to minimize error during time propagation.

The approach can be improved in several ways. Chief among them, the simple first order time propagation should be replaced with a more accurate approach. The approach can also benefit from adaptive time steps, using larger time step for smooth regions of the time dependent potential and smaller time steps where the potential has abrupt changes. Both of these improvements would allow for larger time steps and faster calculation. One can also design some scheme to prune the number of Gaussians and add new Gaussians as needed. Finally, another possibility is to refit the wave function with a completely new set of Gaussians after a certain time interval to exclude ill-behaved basis states.

V. ACKNOWLEDGMENT

This work has been supported by the National Science Foundation (NSF) under Grant No. IRES 1826917.

-
- [1] P. V. Demekhin, D. Hochstuhl, and L. S. Cederbaum, Phys. Rev. A **88**, 023422 (2013).
- [2] F. Krausz and M. Ivanov, Rev. Mod. Phys. **81**, 163 (2009).
- [3] X.-B. Bian, Phys. Rev. A **90**, 033403 (2014).
- [4] C. Marante, L. Argenti, and F. Martín, Phys. Rev. A **90**, 012506 (2014).
- [5] L.-Y. Peng and A. F. Starace, The Journal of Chemical Physics **125**, 154311 (2006).
- [6] X. Zhou and C. D. Lin, Phys. Rev. A **61**, 053411 (2000).
- [7] K.-J. Yuan and A. D. Bandrauk, Phys. Rev. A **98**, 023413 (2018).
- [8] A. Karamatskou, S. Pabst, Y.-J. Chen, and R. Santra, Phys. Rev. A **89**, 033415 (2014).
- [9] S. Borbély, K. Tórkési, and L. Nagy, Phys. Rev. A **77**, 033412 (2008).
- [10] H. Qiao, Q. Cai, J. Rao, and B. Li, Phys. Rev. A **65**, 063403 (2002).
- [11] B. I. Schneider, Phys. Rev. A **55**, 3417 (1997).
- [12] D. A. Horner, W. Vanroose, T. N. Rescigno, F. Martín, and C. W. McCurdy, Phys. Rev. Lett. **98**, 073001 (2007).
- [13] L. Tao, C. W. McCurdy, and T. N. Rescigno, Phys. Rev. A **79**, 012719 (2009).
- [14] H. Bachau, E. Cormier, P. Decleva, J. E. Hansen, and F. Martín, Reports on Progress in Physics **64**, 1815 (2001).
- [15] W. Vanroose, D. A. Horner, F. Martín, T. N. Rescigno, and C. W. McCurdy, Phys. Rev. A **74**, 052702 (2006).
- [16] J. Feist, S. Nagele, R. Pazourek, E. Persson, B. I. Schneider, L. A. Collins, and J. Burgdörfer, Phys. Rev. Lett. **103**, 063002 (2009).
- [17] W. van Dijk and F. M. Toyama, Phys. Rev. E **90**, 063309 (2014).
- [18] M. Nurhuda and F. H. M. Faisal, Phys. Rev. A **60**, 3125 (1999).
- [19] A. Picón, Phys. Rev. A **95**, 023401 (2017).
- [20] J. Bengtsson, E. Lindroth, and S. Selstø, Phys. Rev. A **78**, 032502 (2008).
- [21] U. Peskin and N. Moiseyev, The Journal of Chemical Physics **99**, 4590 (1993).
- [22] H. Gharibnejad, B. Schneider, M. Leadingham, and H. Schmale, Computer Physics Communications (2019), <https://doi.org/10.1016>.
- [23] B. Fetić and D. B. Milošević, Phys. Rev. E **95**, 053309 (2017).
- [24] D. Wells and H. Quiney, Scientific Reports **9**, 782 (2019).
- [25] K. Kormann, Communications in Computational Physics **20**, 6085 (2019).
- [26] A. D. Bandrauk and H. Shen, The Journal of Chemical Physics **99**, 1185 (1993).
- [27] E. Lötstedt, T. Kato, and K. Yamanouchi, Phys. Rev. A **99**, 013404 (2019).
- [28] W. van Dijk, T. Vanderwoerd, and S.-J. Prins, Phys. Rev. E **95**, 023310 (2017).
- [29] Y. Yu and B. D. Esry, Journal of Physics B: Atomic, Molecular and Optical Physics **51**, 094001 (2018).
- [30] U. De Giovannini, A. H. Larsen, and A. Rubio, The European Physical Journal B **88**, 56 (2015).
- [31] A. Scrinzi, Phys. Rev. A **81**, 053845 (2010).
- [32] M. Weinmüller, M. Weinmüller, J. Rohland, and A. Scrinzi, Journal of Computational Physics **333**, 199 (2017).
- [33] A. Scrinzi, H. Stimming, and N. Mauser, Journal of Computational Physics **269**, 98 (2014).
- [34] J. Mitroy, S. Bubin, W. Horiuchi, Y. Suzuki, L. Adamowicz, W. Cencek, K. Szalewicz, J. Komasa, D. Blume, and K. Varga, Rev. Mod. Phys. **85**, 693 (2013).
- [35] Y. Suzuki and K. Varga, *Stochastic variational Approach to Quantum-Mechanical Few-Body Problems*, 172

(Springer, New York, 1998).

- [36] K. Varga, Phys. Rev. A **99**, 012504 (2019).
 [37] P. A. M. Dirac, Mathematical Proceedings of the Cambridge Philosophical Society **26**, 376385 (1930).
 [38] A. McLachlan, Molecular Physics **8**, 39 (1964).
 [39] S. Sawada, R. Heather, B. Jackson, and H. Metiu, The Journal of Chemical Physics **83**, 3009 (1985).
 [40] S. Rau, J. Main, H. Cartarius, P. Köberle, and G. Wunner, Phys. Rev. A **82**, 023611 (2010).
 [41] J. O. Zoppe, M. L. Parkinson, and M. Messina, Chemical Physics Letters **407**, 308 (2005).
 [42] T. c. v. Fabčić, J. Main, and G. Wunner, Phys. Rev. A **79**, 043417 (2009).
 [43] G. Carleo, F. Becca, M. Schiró, and M. Fabrizio, Scientific Reports **2**, 243 EP (2012).
 [44] K. Ido, T. Ohgoe, and M. Imada, Phys. Rev. B **92**, 245106 (2015).
 [45] H. Feldmeier and J. Schnack, Rev. Mod. Phys. **72**, 655 (2000).
 [46] E. Deumens, A. Diz, R. Longo, and Y. Öhrn, Rev. Mod. Phys. **66**, 917 (1994).
 [47] R. Anzaki, T. Sato, and K. L. Ishikawa, Phys. Chem. Chem. Phys. **19**, 22008 (2017).
 [48] G. Palma and U. Raff, Canadian Journal of Physics **84**, 787 (2006).

- [49] K. Varga and J. A. Driscoll, *Computational Nanoscience* (Cambridge University Press, New York, 2011).

Appendix A: Propagation of a free Gaussian wave packet

To illustrate the time propagation on a simple example, we consider the time evolution of a Gaussian wave packet in 1D. The Hamiltonian is:

$$H = -\frac{1}{2} \frac{\partial^2}{\partial x^2}, \quad (\text{A1})$$

and the trial function is written in the form Defining a one dimensional Gaussian as:

$$g = e^{\gamma - \alpha x^2 - \kappa x}, \quad (\text{A2})$$

The derivatives with respect to the parameters are:

$$\frac{\partial g}{\partial \gamma} = g, \quad \frac{\partial g}{\partial \alpha} = -x^2 g, \quad \frac{\partial g}{\partial \kappa} = -xg, \quad (\text{A3})$$

so the M matrix (see Eq. (6)) is:

$$M = \begin{pmatrix} \langle g|g \rangle & -\langle g|x^2|g \rangle & -\langle g|x|g \rangle \\ -\langle g|x^2|g \rangle & \langle g|x^4|g \rangle & \langle g|x^3|g \rangle \\ -\langle g|x|g \rangle & \langle g|x^3|g \rangle & \langle g|x^2|g \rangle \end{pmatrix}. \quad (\text{A4})$$

The action of the Hamiltonian on the trial function can be expressed as:

$$Hg = -\frac{1}{2} \frac{\partial^2 g}{\partial x^2} = ((\alpha - \kappa^2/2) - 2\alpha^2 x^2 - 2\alpha\kappa x) g. \quad (\text{A5})$$

The \mathbf{v} vector is defined as:

$$\mathbf{v} = \begin{pmatrix} \langle g|H|g \rangle \\ -\langle g|x^2 H|g \rangle \\ -\langle g|xH|g \rangle \end{pmatrix}, \quad (\text{A6})$$

which can be rewritten using Eq. (A5) and the definition of M as:

$$\mathbf{v} = M \begin{pmatrix} \alpha - \kappa^2/2 \\ 2\alpha^2 \\ 2\alpha\kappa \end{pmatrix}. \quad (\text{A7})$$

Using this Eq. (5) becomes:

$$iM \begin{pmatrix} \dot{\gamma} \\ \dot{\alpha} \\ \dot{\kappa} \end{pmatrix} = M \begin{pmatrix} \alpha - \kappa^2/2 \\ 2\alpha^2 \\ 2\alpha\kappa \end{pmatrix}. \quad (\text{A8})$$

The equation for α ,

$$i\dot{\alpha} = 2\alpha^2, \quad (\text{A9})$$

can be integrated easily:

$$\alpha(t) = \frac{\alpha(0)}{2i\alpha(0)t + 1}. \quad (\text{A10})$$

Substituting this into

$$i\dot{\kappa} = 2\alpha\kappa, \quad (\text{A11})$$

we get

$$\kappa(t) = \frac{\kappa(0)}{2i\alpha(0)t + 1}. \quad (\text{A12})$$

Now using

$$i\dot{\gamma} = \alpha - \kappa^2/2, \quad (\text{A13})$$

we get

$$\gamma(t) = -\frac{1}{2} \ln(2i\alpha(0)t + 1) + \frac{i\kappa(0)^2 t}{4i\alpha(0)t + 2} + \gamma(0). \quad (\text{A14})$$

The solution agrees with the analytical solution of time propagation of Gaussian wave packets.

Appendix B: Matrix elements: 1D PTG

For simplicity, first we calculate the matrix elements for a single basis function:

$$g = z^n e^{\gamma - \beta z^2}, \quad (\text{B1})$$

and then we show how to generalize the results for N basis functions. Instead of using the linear coefficient c we use $c = e^\gamma$, which makes the equations simpler: The derivative of the exponential function is proportional to the exponential so the basis function remains in the same form. In the ground state calculations, c is a real number, so to initialize γ we set $\text{Im}(\gamma) = 0$ if $c > 0$ and $\text{Im}(\gamma = \pi)$ if $c < 0$. Alternatively, one can write the matrix elements in terms of γ and switch back to c in the numerical work.

We take the derivatives with respect to the parameters:

$$\frac{dg}{d\gamma} = g \quad (\text{B2})$$

$$\frac{dg}{d\beta} = -z^2 g. \quad (\text{B3})$$

We then get the matrix M from Eq. (6):

$$M = \begin{pmatrix} \langle g|g \rangle & -\langle g|z^2|g \rangle \\ -\langle g|z^2|g \rangle & \langle g|z^4|g \rangle \end{pmatrix}. \quad (\text{B4})$$

Then \mathbf{v} is defined as:

$$\mathbf{v} = \begin{pmatrix} \langle g|H|g \rangle \\ -\langle g|z^2 H|g \rangle \end{pmatrix}. \quad (\text{B5})$$

To calculate these matrix elements we need the action of the kinetic energy operator on g :

$$-\frac{1}{2} \frac{\partial^2 g}{\partial z^2} = \left(-\frac{1}{2} n(n-1) z^{-2} + (2n+1)\beta - 2\beta^2 z^2 \right) g. \quad (\text{B6})$$

The generalization for N basis functions, g_1, \dots, g_N is simple. The M matrix in Eq. (B4) will now be built up in $N \times N$ block matrices:

$$M = \begin{pmatrix} \langle g_i|g_j \rangle & -\langle g_i|z^2|g_j \rangle \\ -\langle g_i|z^2|g_j \rangle & \langle g_i|z^4|g_j \rangle \end{pmatrix}. \quad (\text{B7})$$

Similarly for \mathbf{v} we have:

$$\mathbf{v} = \begin{pmatrix} \sum_{k=1}^N \langle g_i|H|g_k \rangle \\ -\sum_{k=1}^N \langle g_i|z^2 H|g_k \rangle \end{pmatrix}. \quad (\text{B8})$$

Now we assume a general potential can be expanded in terms of Gaussians:

$$V(z) = \sum_i v_i e^{-v_i^2 z^2}. \quad (\text{B9})$$

In this case all the necessary matrix elements can be derived from:

$$\langle g_\sigma | z^k e^{-\nu z^2} | g_{\sigma'} \rangle = e^{\gamma^* + \gamma'} \frac{(k-1)!! \sqrt{\pi}}{(\sigma^* + \sigma' + \nu)^{(k+1)/2} 2^{(k/2)}} \quad (\text{B10})$$

if k is even and zero otherwise. Note this formula is valid if the integral is convergent, which in turn is true if $\text{Re}(\sigma^* + \sigma' + \nu) > 0$. The principal value square root should be used in Eq. (B10).

Appendix C: Matrix elements: 3D PTG

In this section we calculate the matrix elements for a PTG basis function:

$$g = z^n e^{\gamma - \alpha(x^2 + y^2) - \beta z^2}. \quad (\text{C1})$$

We need the derivatives with respect to the parameters:

$$\frac{\partial g}{\partial \gamma} = g, \quad (\text{C2})$$

$$\frac{\partial g}{\partial \alpha} = -(x^2 + y^2)g, \quad (\text{C3})$$

$$\frac{\partial g}{\partial \beta} = -z^2 g. \quad (\text{C4})$$

To calculate these matrix elements we need the action of the kinetic energy operator on g :

$$-\frac{1}{2} \left(\frac{\partial^2}{\partial x^2} + \frac{\partial^2}{\partial y^2} \right) g = (2\alpha - 2\alpha^2(x^2 + y^2))g, \quad (\text{C5})$$

$$-\frac{1}{2} \frac{\partial^2 g}{\partial z^2} = \left(-\frac{1}{2} n(n-1) z^{-2} + (2n+1)\beta - 2\beta^2 z^2 \right) g. \quad (\text{C6})$$

The M matrix in Eq. (6) will now be built up $N \times N$ block matrices:

$$M = \begin{pmatrix} \langle g_i | g_j \rangle & -\langle g_i | x^2 + y^2 | g_j \rangle & -\langle g_i | z^2 | g_j \rangle \\ -\langle g_i | x^2 + y^2 | g_j \rangle & \langle g_i | (x^2 + y^2)^2 | g_j \rangle & \langle g_i | (x^2 + y^2) z^2 | g_j \rangle \\ -\langle g_i | z^2 | g_j \rangle & \langle g_i | (x^2 + y^2) z^2 | g_j \rangle & \langle g_i | z^4 | g_j \rangle \end{pmatrix}. \quad (\text{C7})$$

Similarly, for the \mathbf{v} vector we have:

$$\mathbf{v} = \begin{pmatrix} \sum_{k=1}^N \langle g_i | H | g_k \rangle \\ -\sum_{k=1}^N \langle g_i | (x^2 + y^2) H | g_k \rangle \\ -\sum_{k=1}^N \langle g_i | z^2 H | g_k \rangle \end{pmatrix}, \quad (\text{C8})$$

where each entry corresponds to a $N \times 1$ block matrix.

Now we will assume, that a general potential can be expanded in terms of Gaussians:

$$V(x, y, z) = \sum_i v_i e^{-\nu_x^i x^2 - \nu_y^i y^2 - \nu_z^i z^2}. \quad (\text{C9})$$

For spherically symmetric potentials this expansion further simplifies:

$$V(r) = \sum_i v_i e^{-\nu^i (x^2 + y^2 + z^2)}. \quad (\text{C10})$$

In case of Gaussian potentials, all the necessary matrix

elements of M and \mathbf{v} can be derived from:

$$\langle g_{\sigma_x} | x^{k_x} e^{-\nu_x x^2} | g_{\sigma'_x} \rangle \langle g_{\sigma_y} | y^{k_y} e^{-\nu_y y^2} | g_{\sigma'_y} \rangle \langle g_{\sigma_z} | z^{k_z} e^{-\nu_z z^2} | g_{\sigma'_z} \rangle \quad (\text{C11})$$

The one dimensional integral can be easily calculated as above in Eq. (B10).

One can also calculate the matrix elements analytically for the 3D Coulomb potential:

$$V(r) = -\frac{1}{\sqrt{x^2 + y^2 + z^2}} \quad (\text{C12})$$

We can calculate the necessary matrix elements using the following integral identity:

$$\frac{1}{\sqrt{x^2 + y^2 + z^2}} = \frac{2}{\sqrt{\pi}} \int_0^\infty e^{-u^2(x^2 + y^2 + z^2)} du. \quad (\text{C13})$$

This allows us to evaluate the integral:

$$\langle g | V(x, y, z) | g' \rangle = -\frac{2}{\sqrt{\pi}} e^{\gamma^* + \gamma'} \int_0^\infty du \int_{-\infty}^\infty \int_{-\infty}^\infty \int_{-\infty}^\infty z^{n+n'} e^{-(u^2+a)(x^2+y^2) - (u^2+b)z^2} dx dy dz, \quad (\text{C14})$$

where

$$a = \alpha^* + \alpha', b = \beta^* + \beta'. \quad (\text{C15})$$

With $n + n' = 0$ (C14) yields:

$$\langle g | V(x, y, z) | g' \rangle = -2\pi e^{\gamma^* + \gamma'} \frac{\arccos\left(\frac{\sqrt{a}}{\sqrt{b}}\right)}{\sqrt{a}\sqrt{b}\sqrt{1 - \frac{a}{b}}}, \quad (\text{C16})$$

where $\text{Re}(a) > 0$ and $\text{Re}(b) > 0$. In the case that $a = b$:

$$\langle g | V(x, y, z) | g' \rangle = -\frac{2\pi}{a} e^{\gamma^* + \gamma'}. \quad (\text{C17})$$

Note that (C14) will be 0 when the polynomial terms are of odd degree. We can thus evaluate the more general form by taking derivatives as follows:

$$(-1)^n \frac{\partial^n}{\partial a^n} \langle g | V(x, y, z) | g' \rangle = \langle g | (x^2 + y^2)^n V(x, y, z) | g' \rangle, \quad (\text{C18})$$

$$(-1)^n \frac{\partial^n}{\partial b^n} \langle g | V(x, y, z) | g' \rangle = \langle g | z^{2n} V(x, y, z) | g' \rangle, \quad (\text{C19})$$

$$\frac{\partial^{2n}}{(\partial a \partial b)^n} \langle g | V(x, y, z) | g' \rangle = \langle g | (x^2 + y^2)^n z^{2n} V(x, y, z) | g' \rangle. \quad (\text{C20})$$

When $a = b$, the form (C16) cannot be evaluated. In this case, (C14) simplifies considerably into a form which can be easily evaluated and yields simple polynomial answers [35].

Appendix D: Matrix elements: 3D PWG

In this case we have the basis function in the form:

$$g = e^{\gamma - \alpha(x^2 + y^2) - \beta z^2 + kz}. \quad (\text{D1})$$

The M matrix in Eq. (6) will now be built up $N \times N$ block matrices:

$$M = \begin{pmatrix} \langle g_i | g_j \rangle & -\langle g_i | x^2 + y^2 | g_j \rangle & -\langle g_i | z^2 | g_j \rangle & \langle g_i | z | g_j \rangle \\ -\langle g_i | x^2 + y^2 | g_j \rangle & \langle g_i | (x^2 + y^2)^2 | g_j \rangle & \langle g_i | (x^2 + y^2) z^2 | g_j \rangle & -\langle g_i | (x^2 + y^2) z | g_j \rangle \\ -\langle g_i | z^2 | g_j \rangle & \langle g_i | (x^2 + y^2) z^2 | g_j \rangle & \langle g_i | z^4 | g_j \rangle & -\langle g_i | z^3 | g_j \rangle \\ \langle g_i | z | g_j \rangle & -\langle g_i | (x^2 + y^2) z | g_j \rangle & -\langle g_i | z^3 | g_j \rangle & \langle g_i | z^2 | g_j \rangle \end{pmatrix}. \quad (\text{D2})$$

Similarly, for the \mathbf{v} vector we have:

$$\mathbf{v} = \begin{pmatrix} \sum_{k=1}^N \langle g_i | H | g_k \rangle \\ -\sum_{k=1}^N \langle g_i | (x^2 + y^2) H | g_k \rangle \\ -\sum_{k=1}^N \langle g_i | z^2 H | g_k \rangle \\ \sum_{k=1}^N \langle g_i | z H | g_k \rangle \end{pmatrix}. \quad (\text{D3})$$

All the necessary matrix elements can then be calculated

from Eq. (C11) using Eq. (B10) provided that the potential is expanded into Gaussians. The matrix elements for 1D PWG can be obtained by taking $\alpha = 0$ and eliminating the second row and column from M , and the second row from \mathbf{v} .