

Training Object Detectors from Few Weakly-Labeled and Many Unlabeled Images

Zhaohui Yang, Miaoqing Shi, Chao Xu, Vittorio Ferrari, Yannis Avrithis

Abstract—Weakly-supervised object detection attempts to limit the amount of supervision by dispensing the need for bounding boxes, but still assumes image-level labels on the entire training set. In this work, we study the problem of training an object detector from one or few images with image-level labels and a larger set of completely unlabeled images. This is an extreme case of semi-supervised learning where the labeled data are not enough to bootstrap the learning of a detector. Our solution is to train a weakly-supervised student detector model from image-level pseudo-labels generated on the unlabeled set by a teacher classifier model, bootstrapped by region-level similarities to labeled images. Building upon the recent representative weakly-supervised pipeline PCL [1], our method can use more unlabeled images to achieve performance competitive or superior to many recent weakly-supervised detection solutions.

Index Terms—Object detection, weakly-supervised learning, semi-supervised learning, unlabelled set

1 INTRODUCTION

THE objective of visual object detection is to place a tight bounding box on every instance of an object class. With the advent of deep learning, recent methods [2], [3] have significantly boosted the detection performance. Most are fully supervised, using a large amount of data with carefully annotated bounding boxes. However, annotating bounding boxes is expensive.

To reduce the amount of supervision, the most common setting is *weakly-supervised object detection* (WSOD) [4], [5], [6], [7], [8], [9], [10]. In this setting, we are given a set of images known to contain instances of certain classes as specified by labels, but we do not know the object locations in the form of bounding boxes or otherwise. Many works [4], [6], [11] formulate weakly supervised object detection as *multiple instance learning* (MIL) [12], which has been extended to be learnable end-to-end [5], [7].

There are *mixed approaches* where a small number of images are annotated with bounding boxes and labels, and a large amount of images have only image-level labels [13], [14], [15]. This is often referred as a *semi-supervised* setting [13], [15], but there is no consensus.

Semi-supervised learning [16] refers to using a small amount of labeled data and a large amount of unlabeled data. It is traditionally studied for classification [17], [18], [19], with one class label per image and no bounding boxes. In object detection, this would normally translate to a small number of images having labels and bounding boxes, and a large number of images having no annotation at all. This problem has been studied for the case where the fully annotated data (with bounding boxes) are enough to train a detector in the first place [20], [21], resulting in two-stage learning. But what if these data are very scarce?

In this work, we study object detection in the challeng-



Fig. 1. We learn an object detector from a set of completely unlabeled images and one or few images per class with image-level label per image and no other information.

ing setting where only one or few images per class are given with only image-level class label per image, and a large amount of images with no annotation at all. We use no bounding boxes or other information. This setting is illustrated in Fig. 1. Some initial exploration can be found in [22], [23], [24] before deep learning. The few weakly-labeled images can be obtained via either labeling images from an unlabeled collection [22], [23] or using the top-ranking images from *web image search* with the class name as the query [24]. Both paradigms are studied in our work. The latter is preferable as it requires no human effort.

Our deep learning solution is called *nano-supervised object detection* (NSOD). It begins by computing region-level class scores based on the similarity between the unlabeled images and the few weakly-labeled images, which we then pool into image-level class probabilities. This yields image-level *pseudo-labels* on the entire unlabeled set, which we use to train a *teacher* model on a classification task. Then, by predicting new image-level multi-class pseudo-labels on the unlabeled set, we train a *student* model on a detection task, using a weakly-supervised object detection pipeline.

- Zhaohui Yang and Chao Xu are with Key Lab of Machine Perception, Dept. of Machine Intelligence, Peking University.
- Miaoqing Shi is with King's College London.
- Vittorio Ferrari is with Google Research.
- Yannis Avrithis is with Inria, Univ Rennes, CNRS, IRISA.

Contributions. We study the very challenging problem of training an object detector from few images with only image-level labels and many images with no annotation at all. We introduce a new method for this problem that is *simple*, *efficient* (cost comparable to standard WSOD), and *modular* (can build on any WSOD pipeline). By using the recent pipeline of PCL [1] and more unlabeled images, we achieve performance competitive or superior to many recent WSOD solutions. On PASCAL VOC 2007 test set for instance, using 20 web images per class, we get a detection mAP of 42, compared to 43.5 of PCL, which is using image-level labels on the entire training set.

2 RELATED WORK

Weakly supervised object detection (WSOD). In this setting, all training images have image-level class labels. A classic approach is *multiple instance learning* (MIL) [12], considering each training image as a “bag” and iteratively selecting high-scoring object proposals from each bag, treating them as ground truth to learn an object detector.

Bilen and Vedaldi [5] introduce *weakly-supervised deep detection network* (WSDDN), which pools region-level scores into image-level class probabilities and enables end-to-end learning from image-level labels. Tang *et al.* [7] extend WSDDN to multiple instance detection network including *online instance classifier refinement* (OICR) and introduce a weakly-supervised region proposal network as a plugin [8]. In *proposal cluster learning* (PCL) [1], pre-clustering of object proposals followed by OICR accelerates learning and boosts performance. Zeng *et al.* [25] propose a novel WSOD framework with objectness distillation by jointly considering bottom-up and top-down objectness from low-level measurement and CNN confidences with an adaptive linear combination. Wan *et al.* [26] introduce a min-entropy model to learn object locations and a metric to measure the randomness of object localization during learning. Ren *et al.* [10] employ an instance-aware self-training strategy for WSOD with Concrete DropBlock.

Besides improvements in the network architecture, there are also attempts to incorporate additional cues into WSOD that are still weaker than bounding boxes, *e.g.* object size [6] and count [27]. It is also common to use extra data to *transfer knowledge* from a source domain and help localize objects in the target domain [28], [29]. Large-scale weakly-labelled *web images* [30], [31] and *videos* [32], [33] with noisy labels are also common as extra data.

Our problem is different from WSOD in that the few labeled images have no bounding boxes and the bulk of the training set is completely unlabeled. We build our work on PCL [1] but train it with image-level pseudo-labels.

Semi-supervised learning. There are several works that assume a few images are annotated with object bounding boxes and the rest still have image-level labels as in WSOD [13], [14], [15]. These are often called *semi-supervised* [13], [15]. However, semi-supervised may also refer to the situation where some images are labeled (at image-level or with bounding boxes) and the rest have no annotation at all [20], [21]. This situation is consistent with the standard definition of *semi-supervised learning* [16].

Despite advances in deep semi-supervised learning [34], [35], [36], most work focuses on classification tasks. In *pseudo-label* [18] for instance, classifier predictions on unlabeled data are used as labels along with true labels on labeled data. Few exceptions focusing on detection [20], [21] still assume enough labeled images to learn a detector in the first place, which is not the case in our work.

Dong *et al.* [37] use few images with object bounding boxes and class labels along with many unlabeled images. However, this method relies on several models and iterative training, which is computationally expensive. By contrast, we develop an efficient solution that allows us to use more unlabeled images. Shi *et al.* [22] use a mixture of weakly-labeled images and unlabeled images for object detection. This method involves hand-crafted features and iterative message passing, which would not be straightforward or efficient to extend to a deep learning framework.

Curated data. Investigation of unsupervised settings relies on removing the labels from labeled datasets by default. This is the case *e.g.* for *object discovery* [38], [39] and *semi-supervised classification* until today [40]. Such datasets are *curated*, *i.e.*, still depict the same classes and are more or less balanced. Working with unknown classes is a different problem of *open-set recognition* [41]. At very large scale, keeping the top-ranking examples according to predicted class scores may be enough to address this problem [42]. We experiment on both curated and unlabeled data *in the wild* to show the robustness of our method.

3 METHOD

3.1 Preliminaries

Problem. We are given a *support set* G containing k images per class, each associated with an image-level label over C classes. We are also given an *unlabeled* set of images X , where each image depicts one or more instances of the C classes, along with background clutter. In a harder setting, images in X may depict zero or more instances of the C classes, along with instances of unknown classes or background clutter. There is no bounding box or any other information in either G or X . Using these data and a feature extractor ϕ pre-trained on classification, the problem is to learn a detector to recognize instances of the C classes and localize them with bounding boxes in new images.

Motivation. This problem relates to both weakly-supervised detection and semi-supervised classification. Similar to the former, we study multiple instance learning but without image-level labels in the unlabeled set. Unlike the latter, at least in its common setting where thousands of examples are used [19], [35], G is too small to bootstrap the learning of a good classifier or detector: k can be as few as one example per class. For this reason, we propagate labels from G to X to initiate training.

Method overview. As shown in Fig. 2, we begin by collecting the support set G (Sec. 4.1). We extract object proposals [43] from images in X and compare region-level features obtained by a feature extractor ϕ against global features on G . We estimate class probabilities on X by propagating these similarities to image level (stage 1, Sec. 3.2). We infer pseudo-labels on X and train a *teacher* network T inherited

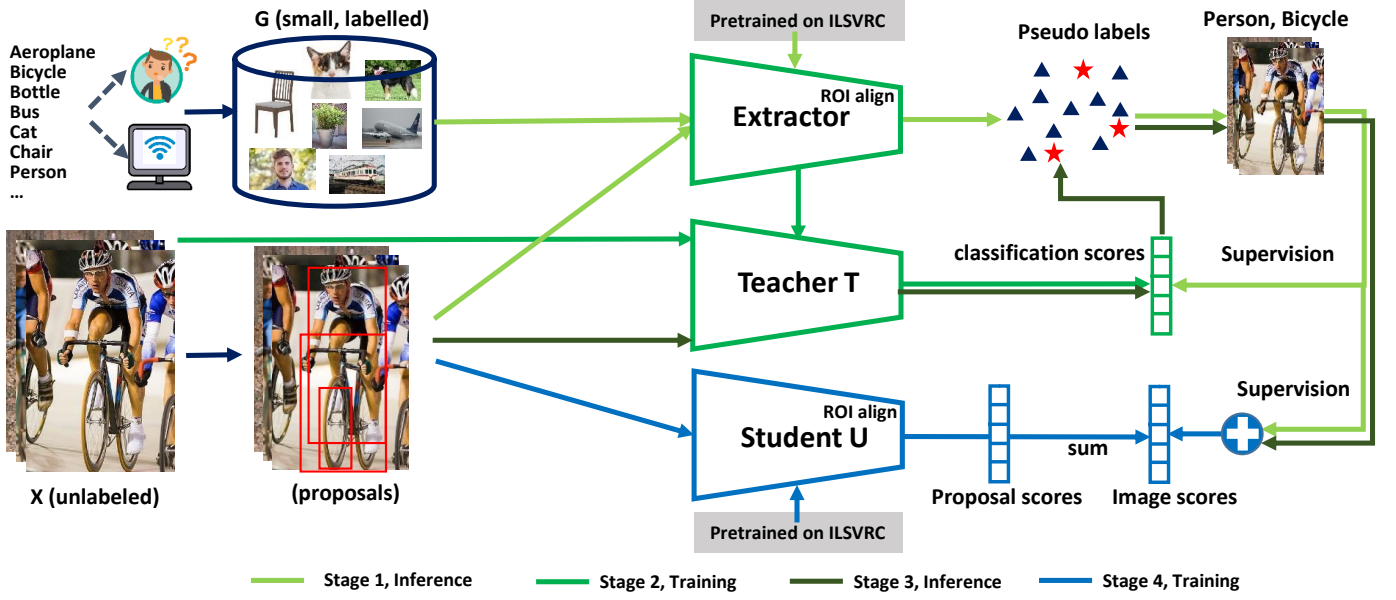


Fig. 2. Overview of our *nano-supervised object detection* (NSOD) framework. We are given a support set G and a large unlabeled set X . G contains one or few weakly-labeled images per class, obtained from the web or randomly labeled from X . Using the images in G and a feature extractor pre-trained on classification, we infer image-level class probabilities of images in X (stage 1). We then extract pseudo-labels on X and train a *teacher* network T on a C -way classification task (stage 2). T is used to classify each proposal of images in X , resulting in new image-level class probabilities (stage 3). We average these with the ones obtained in stage 1, based on G . Finally, we extract multi-class pseudo-labels on X and train a *student* network U on weakly-supervised detection by PCL [1] (stage 4).

from ϕ on a C -way classification task (stage 2, Sec. 3.3). We use T to classify regions in images of X , resulting in new image-level class probabilities (stage 3), which we average with the ones of stage 1. Finally, we infer multi-class pseudo-labels on X and train a *student* network U on a WSOD task by PCL [1] (stage 4).

Collecting the support set G . The support set can be obtained either by random selection from some existing dataset or by web image search. The latter is preferable as we would like images to be clean, *e.g.* depicting only one class per image. We experiment with both options.

3.2 Inferring class probabilities on X

Given the support set G and corresponding labels, we begin by propagating the label information from G to the unlabeled set X . For each image x in X , we use *edge boxes* [43] to extract a collection of R object proposals (regions). Ideally, we would like to have one label per region so we can train an object detector. Since the supervision in our case is very limited, it is not realistic to assign an accurate label per region based only on G . Instead, it is more reliable to estimate image-level class probabilities on X . Inspired by the two-stream CNN architecture of WSDDN [5], we introduce a new way to infer image-level probabilities on X , by aggregating region-level class probabilities.

Similarity. We extract a feature vector $\phi(\mathbf{r})$ for each region \mathbf{r} of image x . We do the same for each image g in G , extracting a feature vector $\phi(\mathbf{g})$. This is a global feature vector. Let G_j be the support images labeled as class j , with $|G_j| = k$. Let

also \mathbf{r}_i be the i -th region of x . We define the $R \times C$ *similarity matrix* $S = \{s_{ij}\}$ with elements

$$s_{ij} := \frac{1}{k} \sum_{\mathbf{g} \in G_j} c(\phi(\mathbf{r}_i), \phi(\mathbf{g})), \quad (1)$$

where c denotes cosine similarity.

Voting. Inspired by [5], we form $R \times C$ classification matrix $\sigma_{\text{cls}}(S)$ with each row being the softmax of the same row of S , implying competition over classes per region; similarly, we form $R \times C$ detection matrix $\sigma_{\text{det}}(S)$ with each column being the softmax of the same column of S , implying competition over regions per class:

$$\sigma_{\text{cls}}(S)_{ij} := \frac{e^{s_{ij}}}{\sum_{j=1}^C e^{s_{ij}}}, \quad \sigma_{\text{det}}(S)_{ij} := \frac{e^{s_{ij}}}{\sum_{i=1}^R e^{s_{ij}}}. \quad (2)$$

The i -th row of $\sigma_{\text{cls}}(S)$ expresses a vector of class probabilities for region \mathbf{r}_i , while the j -th column of $\sigma_{\text{det}}(S)$ a vector of region probabilities (spatial distribution) for class j .

The final image-level class scores $\sigma(S)$ are obtained by element-wise product of $\sigma_{\text{cls}}(S)$ and $\sigma_{\text{det}}(S)$ followed by sum pooling over regions

$$\sigma(S)_j := \sum_{i=1}^R \sigma_{\text{cls}}(S)_{ij} \sigma_{\text{det}}(S)_{ij}. \quad (3)$$

Each score $\sigma(S)_j$ is in $[0, 1]$ and can be interpreted as the probability of object class j occurring in image x .

Discussion. The above is a robust *voting strategy* which propagates proposal-level information to the image level, while suppressing noise. Formula (1) suggests that region \mathbf{r}_i will respond for class j if it is similar to any of the support images in G_j . While this response is noisy since it is only

based on a few examples, it is only maintained if it is among the strongest over all classes and all regions in an image. Note that in [5], softmax is applied to two separate data streams during learning, whereas it is applied to the *same matrix* in our work.

Alternative ways to transfer label information from G to X would be to directly learn a parametric classifier on G or define a nearest-neighbor classifier on G and infer image-level labels on X . We consider such baselines in our experiments. Their performance is not satisfactory, which highlights the importance of robustly propagating labels from region to image level.

3.3 Teacher and student training

Having class probability vectors (3) per image in X , a next step would be to convert them to multi-class pseudo-labels and train the student directly on a weakly-supervised detection task. Nevertheless, probabilities generated this way rely on the few support images in G for classification, while the object information in the unlabeled set X is not exploited. To further enhance performance, we use *distillation* [21], [44] to transfer knowledge between *data* (labeled to unlabeled) and *models* (classification to detection). In particular, we distill knowledge from the support set G to the unlabeled set X using a teacher classifier T , and then distill this knowledge from the teacher to a student detector U .

Data distillation. We form the teacher T as the feature extractor network ϕ followed by a randomly initialized C -output fully-connected layer and softmax. We then fine-tune T on a C -way classification task on X . The probabilities (3) are meant for multi-label classification (C independent binary classifiers), while here we are learning a single C -way classifier, *i.e.* for mutually exclusive labels. Given the class probability vector $\sigma(S)$ for each image \mathbf{x} in X , we take the most likely class $\arg \max_j \sigma(S)_j$ as a C -way *pseudo-label*. We fine-tune T on these pseudo-labels with a standard cross-entropy loss.

We have also tried several multi-label variants [45], [46], which are inferior to the simple C -way cross-entropy loss in our experiments. This may be attributed to the class sample distribution in X being unbalanced.

Knowledge distillation. The fine-tuned teacher T encodes object information of X into its network parameters. Directly using its image-level predictions on X would not be appropriate to train the student U for detection, because the latter would need multi-class labels. On the other hand, using it as feature extractor to repeat the process of Sec. 3.2 would not make much difference either, as it still produces class probabilities based on G . Instead, we use T to *directly classify object proposals* in X . Each proposal ideally contains one object, so it is particularly suitable to use T as it was designed: a C -way classifier.

Given an input image \mathbf{x} in X , we collect output class probabilities of T on each region \mathbf{r}_i of \mathbf{x} into a $R \times C$ matrix A with element a_{ij} being the probability of class j . From this matrix, it is possible to estimate new image-level class probabilities by $\sigma(A)$, similar to (3). Because it is based on T being trained on X as classifier, while $\sigma(S)$ (3) is based on

G alone, we combine their strength by averaging both into a probability vector

$$\hat{\mathbf{q}} := \frac{1}{2} (\sigma(S) + \sigma(A)) \quad (4)$$

corresponding to image \mathbf{x} .

An image-level *multi-class pseudo-label* $\hat{\mathbf{y}} \in \{0, 1\}^C$ is then obtained from $\hat{\mathbf{q}}$ by element-wise thresholding. An element $\hat{y}_j = 1$ specifies that an object of class j occurs in image \mathbf{x} . In the absence of prior knowledge or validation data, we choose $\frac{1}{2}$ as threshold. Importantly, an all-negative pseudo-label $\hat{\mathbf{q}} = (0, \dots, 0)$ is possible, *e.g.* when an image does not depict any known class. This simple mechanism allows our method to work in the harder setting where images in X may depict only unknown classes.

Those image-level pseudo-labels are all that is needed to obtain an object detector if we use any WSOD pipeline. In particular, we train the student model U on weakly-supervised detection on X using *proposal cluster learning* (PCL) [1]. Weakly-labeled images in G are also included into the training with loss weight 1.

Inference. At inference, the teacher classifier is not needed. The trained student detector is used directly.

4 EXPERIMENTS

4.1 Experimental setup

Unlabeled set X . We choose the standard object detection datasets PASCAL VOC 2007 and 2012 [47] for the unlabeled set, having 20 classes. Each dataset contains a *trainval* set and a *test* set. For VOC 2007, the *trainval* set has 5011 images and the *test* set 4952 images. For VOC 2012, the size of *trainval* and *test* sets are 11540 and 10991, respectively. We use the *trainval* sets as X to train the object detector by default. We evaluate the detector on the *test* set. Importantly, except for the support set, we do not use any labels, not even image-level labels in the training set.

Support set G . Each image in the support set G should depict one of the known C classes (*i.e.* 20 VOC classes). A preferable way to collect G is from the web [24]: we use the class names as text queries and collect the top- k results per class from web image search (*e.g.* Google). The motivation is that these images are clean, *i.e.* they mostly contain objects against a simple background and in a canonical pose and viewpoint, without clutter or occlusion (see examples in Fig. 3 (top)). Notwithstanding, they are not perfect, lacking diverse appearance and poses of the object class. Collecting images from the web is easy and does not need any human effort. We choose this option by default.

Another common option is to randomly sample k images per class from an existing collection [22], [23] (*e.g.* VOC 2007). This is a harder setting, as these images may depict small objects, multiple instances, object classes in non-canonical pose, clutter and occlusion, *e.g.* bottle, chair, and train in Fig. 3 (bottom). We experiment with both options.

Networks. We choose VGG16 [48] as our student U by default, which is consistent with most WSOD methods [1], [5], [7], [8], [9]. Since the teacher network T (including the feature extractor ϕ) is not used at inference time, we choose



Fig. 3. (Top) examples of top-ranking web images, using class names as queries. (Bottom) random selection of images from PASCAL VOC 2007. We show PASCAL VOC classes, *i.e.* aeroplane, bicycle, bird, bottle, car, chair, horse, person, sheep, and train.

the more powerful ResNet-152 [49]. Both networks are pre-trained on the ILSVRC classification task [50].

Implementation details. We use $k = 20$ images per class by default for G . Following representative WSOD methods [1], [5], [7], [51], we adopt *edge boxes* [43] to extract 2000 proposals on average per image in X . For the default teacher model T , we first resize the input image to 256 pixels on the short side and then crop it to 224×224 . We set the batch size to 128 and the learning rate to 10^{-3} initially with cosine decay. For the default student model U , we feed the network with one image per batch. The training lasts for 50,000 iterations in total; the learning rate starts at 10^{-5} and decays by an order of magnitude at 35,000 iterations.

Evaluation protocol. We evaluate the detection performance of our NSOD framework by mAP on the *test* set. At test time, the detector can localize multiple instances of the same class per image and mAP is identical to what is used to evaluate fully supervised object detectors.

4.2 Support set G by web search

We first collect the support set by web search and evaluate our NSOD on both VOC 2007 and 2012. We also combine the two sets as well as images from ImageNet as distractors to evaluate our method in the wild.

4.2.1 Results on VOC 2007

Comparison to weakly-supervised methods. We compare to several representative WSOD methods [1], [5], [7], [8], [9] in Table 1. For fair comparison, all these methods use the same VGG16 backbone as we do, without bells and whistles. NSOD requires no annotation on the unlabeled set X , while weakly-supervised methods assume image-level labels for all images in X .

One directly competing method is PCL trained on ground truth image-level labels in X . Despite using no annotation on X , NSOD achieves an mAP that is only 5.5% below that of PCL (38.0 *vs.* 43.5). The result is also competitive to other methods, *e.g.* OICR [7], WSRPN [1]. There are also WSOD methods employing large-scale web images/videos as extra data. For instance, [31] and [32] build on the WSDDN pipeline [5] and produce mAP 36.8 and 39.4 on VOC 2007, respectively. Unlike these works, our NSOD uses few web images, an unlabeled set, and an advanced WSOD pipeline. Importantly, NSOD also delivers competitive mAP. Fig. 4 gives some examples of detection results of NSOD on PASCAL VOC 2007.

Comparison to semi-supervised baselines. We compare NSOD to two semi-supervised baselines: (1) fine-tune the

teacher T on G as a C -way classifier and use it to make predictions on X , referred to as NS-FT; (2) use ϕ from T as a global feature extractor to find the nearest neighbor in G for each image in X , referred to as NS-NN. In both cases, we use the same support set with NSOD, infer image-level C -way pseudo-labels on X and use them to train the student U by PCL. As shown in Table 1, NS-FT and NS-NN deliver a mAP of 27.9 and 28.3, respectively. Comparing to mAP 38.0 of NSOD on the same setting ($k = 20$), these baselines are not satisfactory. This is due to the limited the supervision from the support set (Sec. 3.2) and justifies our choice of propagating labels from region to image level.

4.2.2 Results on VOC 2012

Using the same support set G , we train an object detector with our NSOD on VOC 2012. The mAP is reported on the *test* set of VOC 2012 and compared to representative WSOD methods [1], [7], [51] in Table 2. Despite not using any VOC 2012 labels, NSOD is only 4.0% below PCL (36.6 *vs.* 40.6).

4.2.3 Results on VOC 2007 + 2012

Because X is unlabeled and our method is computationally efficient, we can easily improve performance by simply using more unlabeled data. As shown in Table 1 and 2, if we train NSOD on the union of VOC 2007 and VOC 2012 (07+12) on a large-scale, the mAP can be further improved on the *test* set of both VOC 2007 and 2012. For instance, on VOC 2007, NSOD (07+12) yields a mAP of 42%, which is an improvement by +4% over using VOC 2007 alone. Since neither set is labeled, this improvement comes at almost no cost. This result is only 1.5% below PCL (42.0 *vs.* 43.5), and even outperforms WSDDN [5] and OICR [7] when trained on VOC 2007 with image-level labels. This is a strong result that confirms the value of our core contribution; similarly, on VOC 2012, NSOD (07+12) increases the mAP to 38.6, now outperforming OICR.

4.2.4 Results on PASCAL VOC + distractors

Despite being used without labels, VOC 2007 and 2012 are still *curated*, *i.e.* images depict at least one of the target classes. To further validate the effectiveness of our method, we experiment with unlabeled data in the wild for X , *i.e.*, using images depicting unknown rather than target classes. In particular, we randomly select 5k (10k) images from ImageNet [50] and use the union of this set and VOC 2007, denoted by 07+Dis5k (07+Dis10k), as X . Although there may be overlap between the 1000 ImageNet classes and the 20 PASCAL VOC classes, these images mostly contain unknown classes and play the role of distractors.

METHOD	aero	bike	bird	boat	bott	bus	car	cat	char	cow	tabl	dog	hors	mbik	prsn	plat	shep	sofa	tran	tv	mAP
NSOD	57.9	59.7	43.2	10.5	13.1	62.7	58.6	43.9	10.6	51.1	25.7	49.8	39.3	60.6	14.9	10.9	33.5	45.2	42.5	27.8	38.0
NSOD (07+12)	51.5	65.2	48.9	13.2	19.7	64.8	59.3	55.5	12.4	59.3	24.3	54.1	47.4	62.8	20.7	15.0	39.5	51.3	53.8	21.4	42.0
NS-FT	56.7	37.2	31.8	10.7	4.6	44.7	42.7	51.4	3.5	17.7	4.2	37.6	22.5	51.6	13.1	10.0	28.9	36.3	39.2	14.3	27.9
NS-NN	59.2	33.3	28.3	22.5	5.4	43.7	39.3	32.3	2.3	40.1	7.5	42.2	34.2	33.2	12.6	7.7	30.5	31.1	47.6	13.7	28.3
WSDN [5]	39.4	50.1	31.5	16.3	12.6	64.5	42.8	42.6	10.1	35.7	24.9	38.2	34.4	55.6	9.4	14.7	30.2	40.7	54.7	46.9	34.8
OICR [7]	58.0	62.4	31.1	19.4	13.0	65.1	62.2	28.4	24.8	44.7	30.6	25.3	37.8	65.5	15.7	24.1	41.7	46.9	64.3	62.6	41.2
WSRPN [8]	57.9	70.5	37.8	5.7	21.0	66.1	69.2	59.4	3.4	57.1	57.3	35.2	64.2	68.6	32.8	28.6	50.8	49.5	41.1	30.0	45.3
PCL [1]	54.4	69.0	39.3	19.2	15.7	62.9	64.4	30.0	25.1	52.5	44.4	19.6	39.3	67.7	17.8	22.9	46.6	57.5	58.6	63.0	43.5
WS-JDS [9]	52.0	64.5	45.5	26.7	27.9	60.5	47.8	59.7	13.0	50.4	46.4	56.3	49.6	60.7	25.4	28.2	50.0	51.4	66.5	29.7	45.6

TABLE 1

Detection mAP on the *test* set of PASCAL VOC 2007. NSOD: our nano-supervised object detection framework; NS-FT: nano-supervised fine-tuning; NS-NN: nano-supervised nearest neighbor. Unless otherwise stated, NSOD, NS-FT, NS-NN use $k = 20$ support images per class by default. All compared methods [1], [5], [7], [8], [9] use the image-level labels in the unlabeled set X ; NSOD, NS-FT and NS-NN do not.

METHOD	aero	bike	bird	boat	bott	bus	car	cat	char	cow	tabl	dog	hors	mbik	prsn	plat	shep	sofa	tran	tv	mAP
OICR [7]	67.7	61.2	41.5	25.6	22.2	54.6	49.7	25.4	19.9	47.0	18.1	26.0	38.9	67.7	2.0	22.6	41.1	34.3	37.9	55.3	37.9
ZLDN [51]	54.3	63.7	43.1	16.9	21.5	57.8	60.4	50.9	1.2	51.5	44.4	36.6	63.6	59.3	12.8	25.6	47.8	47.2	48.9	50.6	42.9
PCL [1]	58.2	66.0	41.8	24.8	27.2	55.7	55.2	28.5	16.6	51.0	17.5	28.6	49.7	70.5	7.1	25.7	47.5	36.6	44.1	59.2	40.6
NSOD	56.3	27.6	42.2	10.9	23.8	55.1	46.2	36.6	5.6	51.8	15.5	55.9	54.0	63.6	23.5	10.8	43.1	39.2	49.0	21.5	36.6
NSOD (07+12)	57.3	50.7	49.2	11.3	21.2	56.8	46.4	55.0	6.6	52.7	12.8	61.8	45.8	64.7	18.9	10.5	34.9	41.0	48.1	19.9	38.6

TABLE 2

Detection mAP on *test* set of PASCAL VOC 2012. Our NSOD uses $k = 20$ support images per class. All compared methods [1], [7], [51] use the image-level labels in the unlabeled set X ; our NSOD does not.

METHOD	aero	bike	bird	boat	bott	bus	car	cat	char	cow	tabl	dog	hors	mbik	prsn	plat	shep	sofa	tran	tv	mAP
NSOD (07+Dis5k)	59.3	35.4	37.6	16.6	7.5	59.1	59.0	42.2	9.0	47.4	33.2	50.8	46.3	52.4	15.1	18.7	44.2	50.3	51.6	35.3	37.6
NSOD (07+Dis10k)	56.5	36.0	34.6	12.7	5.7	56.6	56.2	40.1	8.5	44.9	31.1	46.0	41.6	55.1	15.7	15.1	39.9	46.8	47.6	31.2	36.5
NSOD (07+12+Dis5k)	59.8	65.8	50.1	12.5	16.5	58.6	52.1	57.0	15.8	51.1	31.5	53.9	36.4	58.8	18.1	15.4	43.3	50.4	48.1	38.8	41.7
NSOD (07+12+Dis10k)	51.4	68.1	36.1	11.8	17.7	59.6	63.1	61.8	10.2	46.5	32.1	57.0	37.1	61.3	17.7	17.1	44.0	47.7	44.9	33.0	40.9

TABLE 3

Detection mAP on the *test* set of PASCAL VOC 2007 in the presence of distractors. NSOD: our object detection framework.

The evaluation is on the test set of VOC 2007. As shown in Table 3, 07+Dis5k and 07+Dis10k yield a mAP of 37.6 and 36.5 respectively, which is slightly lower than using VOC 2007 alone as X (38.0), despite the distractor set being as large or twice as large as the curated set.

Similarly, we use the union of 5k (10k) images from ImageNet as well as VOC 2007 plus 2012, denoted by 07+12+Dis5K (07+12+Dis10k) and achieving mAP 41.7 (40.9). In other words, our method can discover the relevant data from a noisy unlabeled set and therefore improve the detection performance (e.g. from 38.0 on VOC 2007 alone) with no annotation cost. We find that the distractors are mostly assigned no pseudo-labels due to thresholding of \hat{q} (4) in NSOD.

4.3 Support set by sampling VOC 2007

As discussed in Sec. 4.1, the support set G can be collected by randomly selecting k images per class from the unlabeled set X . This is more challenging than web search, as one image may depict more than one object, as shown in Fig. 3. We randomly sample $k \in \{1, 5, 10, 20, 40, 60, 80, 100\}$ images per class from VOC 2007 with image-level labels as G and evaluate on its *test* set. We compare NSOD with two baselines: (1) only using G to train the student U , denoted by NS-Base; (2) using NS-FT as described in Sec. 4.2.1.

As shown in Figure 5, NSOD yields significantly higher mAP at every k compared to the baselines. In particularly, with small k , our improvement is substantial; with $k = 80$ (around 30% of VOC 2007 training data), NSOD achieves accuracy already very close (on par) to PCL [1] (dotted horizontal line) that uses image-level labels of 100% data in VOC 2007.

4.4 Ablation Study

We conduct an ablation study on PASCAL VOC 2007 with support set by web search. Referring to (3) and (4), we first ablate combining $\sigma(S)$ and $\sigma(A)$ to generate image-level pseudo-labels. $\sigma(S)$ is computed based on G alone, while $\sigma(A)$ is computed based on the teacher model trained on X . We apply a hard threshold of $\frac{1}{2}$ on the predicted class probabilities of $\sigma(S)$ and $\sigma(A)$ to generate two sets of image-level pseudo-labels. We train two different student models separately on the two sets of pseudo-labels, denoted by NSOD $_G$ and NSOD $_X$, respectively.

To investigate the complementary effect of NSOD $_G$ and NSOD $_X$, we evaluate their detection result on the *test* set of VOC 2007 (Table 4). The mAP of NSOD $_X$ (34.5) is slightly greater than that of NSOD $_G$ (33.9). Their combination (our full method NSOD) further increases mAP by +3.5% to 38.0. The detection result validates our idea of distilling




Fig. 4. Detection results of NSOD on PASCAL VOC 2007, using default settings ($k = 20$). Top 2 rows: positive results (red boxes). Bottom row: failure cases (white boxes).

METHOD	aero	bike	bird	boat	bott	bus	car	cat	char	cow	tabl	dog	hors	mbik	prsn	plat	shep	sofa	tran	tv	mAP
NSOD _G	57.2	52.7	36.0	14.1	11.0	50.6	46.9	35.8	5.7	47.1	16.1	52.8	34.3	54.4	14.8	11.4	29.0	48.8	43.4	13.9	33.9
NSOD _X	58.5	51.5	37.5	11.6	10.6	55.3	48.2	40.4	5.8	49.9	16.0	51.3	31.6	56.3	14.6	9.0	34.3	45.5	42.2	20.3	34.5
NSOD	57.9	59.7	43.2	10.5	13.1	62.7	58.6	43.9	10.6	51.1	25.7	49.8	39.3	60.6	14.9	10.9	33.5	45.2	42.5	27.8	38.0
NSOD ($k = 1$)	53.0	58.0	24.4	13.3	11.3	41.3	43.8	43.6	2.3	50.3	6.1	32.4	19.0	50.5	15.0	8.7	35.7	41.7	42.8	6.2	30.0
NSOD ($k = 10$)	57.2	27.8	40.4	9.7	11.2	61.2	57.0	25.9	13.4	47.2	6.2	45.5	35.7	53.0	21.2	14.1	34.8	43.7	39.8	19.8	33.2
NSOD ($k = 20$)	57.9	59.7	43.2	10.5	13.1	62.7	58.6	43.9	10.6	51.1	25.7	49.8	39.3	60.6	14.9	10.9	33.5	45.2	42.5	27.8	38.0

TABLE 4

Ablation study. Detection mAP on the *test* set of PASCAL VOC 2007. NSOD: our nano-supervised object detection framework.

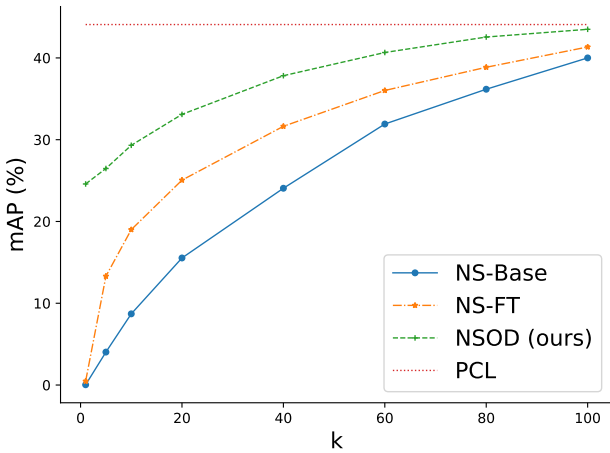


Fig. 5. Detection mAP of NSOD, NS-Base, NS-FT and PCL on PASCAL VOC 2007, using different number k of images per class as support set.

knowledge from the support set to the unlabeled set and from the teacher to the student model.

Support set size. We evaluate performance for different number k of web images per class of the support set G in Table 4: mAP is 30.0 for $k = 1$, 33.2 for $k = 10$ and 38.0 for $k = 20$. Further increasing k presumably brings

more noisy examples. How to deal with large-scale noisy web images/videos is an open problem [30], [31], [32], [33]. We keep G small to avoid bringing too many noisy images, while at the same time using the unlabeled unlabeled set X for more diversity.

5 DISCUSSION

Our nano-supervised object detection framework (NSOD) basically begins with a combination of *few-shot* and *semi-supervised* classification. The former is using the few images as *class prototypes* [52] to estimate class probabilities per region, which are propagated at image level using the *voting process* of WSDDN [5]. The latter is generating *pseudo-labels* on the unlabeled set from these probabilities to train a classifier [18].

By using the PCL pipeline [1] and extending the unlabeled set to both VOC 2007 and VOC 2012, our NSOD achieves detection mAP very close to PCL itself trained on VOC 2007 with image-level labels. Moreover, our result is already competitive or superior to many recent WSOD solutions.

It is reasonable to expect further improvement by applying our method to very large unlabeled collections. This is facilitated by the fact that NSOD is robust to unknown classes and can discover relevant data even among non-curated collections. Moreover, since NSOD produces image-

level pseudo-labels that can be used to train any weakly-supervised detection pipeline, further improvement could be expected by using these pseudo-labels with more advanced WSOD methods.

REFERENCES

- [1] P. Tang, X. Wang, S. Bai, W. Shen, X. Bai, W. Liu, and A. L. Yuille, "PCL: Proposal cluster learning for weakly supervised object detection," *IEEE Transactions on Pattern Analysis and Machine Intelligence*, 2018.
- [2] R. Girshick, "Fast r-cnn," in *ICCV*, 2015.
- [3] S. Ren, K. He, R. Girshick, and J. Sun, "Faster r-cnn: Towards real-time object detection with region proposal networks," in *NIPS*, 2015.
- [4] R. Gokberk Cinbis, J. Verbeek, and C. Schmid, "Multi-fold ml training for weakly supervised object localization," in *CVPR*, 2014.
- [5] H. Bilen and A. Vedaldi, "Weakly supervised deep detection networks," in *CVPR*, 2016.
- [6] M. Shi and V. Ferrari, "Weakly supervised object localization using size estimates," in *ECCV*, 2016.
- [7] P. Tang, X. Wang, S. Bai, and W. Liu, "Multiple instance detection network with online instance classifier refinement," in *CVPR*, 2017.
- [8] P. Tang, X. Wang, A. Wang, Y. Yan, W. Liu, J. Huang, and A. Yuille, "Weakly supervised region proposal network and object detection," in *ECCV*, 2018.
- [9] Y. Shen, R. Ji, Y. Wang, Y. Wu, and L. Cao, "Cyclic guidance for weakly supervised joint detection and segmentation," in *CVPR*, 2019.
- [10] Z. Ren, Z. Yu, X. Yang, M.-Y. Liu, Y. J. Lee, A. G. Schwing, and J. Kautz, "Instance-aware, context-focused, and memory-efficient weakly supervised object detection," in *CVPR*, 2020.
- [11] Z. Shi, P. Siva, and T. Xiang, "Transfer learning by ranking for weakly supervised object annotation," *arXiv preprint arXiv:1705.00873*, 2017.
- [12] S. Andrews, I. Tschantz, and T. Hofmann, "Support vector machines for multiple-instance learning," in *NIPS*, 2003.
- [13] Y. Tang, J. Wang, B. Gao, E. Dellandréa, R. Gaizauskas, and L. Chen, "Large scale semi-supervised object detection using visual and semantic knowledge transfer," in *CVPR*, 2016.
- [14] J. Hoffman, D. Pathak, T. Darrell, and K. Saenko, "Detector discovery in the wild: Joint multiple instance and representation learning," in *CVPR*, 2015.
- [15] Z. Yan, J. Liang, W. Pan, J. Li, and C. Zhang, "Weakly-and semi-supervised object detection with expectation-maximization algorithm," *arXiv preprint arXiv:1702.08740*, 2017.
- [16] O. Chapelle, B. Schölkopf, and A. Zien, *Semi-Supervised Learning*. MIT Press, 2006.
- [17] J. Weston, F. Ratle, and R. Collobert, "Deep learning via semi-supervised embedding," in *ICML*, 2008, pp. 1168–1175.
- [18] D.-H. Lee, "Pseudo-label: The simple and efficient semi-supervised learning method for deep neural networks," in *ICMLW*, 2013.
- [19] A. Rasmus, M. Berglund, M. Honkala, H. Valpola, and T. Raiko, "Semi-supervised learning with ladder networks," in *NIPS*, 2015.
- [20] M.-K. Choi, J. Park, J. Jung, H. Jung, J.-H. Lee, W. J. Won, W. Y. Jung, J. Kim, and S. Kwon, "Co-occurrence matrix analysis-based semi-supervised training for object detection," *arXiv preprint arXiv:1802.06964*, 2018.
- [21] I. Radosavovic, P. Dollár, R. Girshick, G. Gkioxari, and K. He, "Data distillation: Towards omni-supervised learning," in *CVPR*, June 2018.
- [22] Z. Shi, T. M. Hospedales, and T. Xiang, "Bayesian joint modelling for object localisation in weakly labelled images," *IEEE Trans. PAMI*, vol. 37, no. 10, pp. 1959–1972, 2015.
- [23] S. Marvaniya, S. Bhattacharjee, V. Manickavasagam, and A. Mittal, "Drawing an automatic sketch of deformable objects using only a few images," in *ECCV*, 2012.
- [24] D. Modolo and V. Ferrari, "Learning semantic part-based models from google images," *IEEE Trans. PAMI*, vol. 40, no. 6, pp. 1502–1509, 2017.
- [25] Z. Zeng, B. Liu, J. Fu, H. Chao, and L. Zhang, "Wsod2: Learning bottom-up and top-down objectness distillation for weakly-supervised object detection," in *ICCV*, 2019.
- [26] F. Wan, P. Wei, Z. Han, J. Jiao, and Q. Ye, "Min-entropy latent model for weakly supervised object detection," *IEEE Transactions on Pattern Analysis and Machine Intelligence*, 2019.
- [27] M. Gao, A. Li, R. Yu, V. I. Morariu, and L. S. Davis, "C-wsl: Count-guided weakly supervised localization," in *ECCV*, 2018.
- [28] M. Shi, H. Caesar, and V. Ferrari, "Weakly supervised object localization using things and stuff transfer," in *ICCV*, 2017.
- [29] J. Uijlings, S. Popov, and V. Ferrari, "Revisiting knowledge transfer for training object class detectors," in *CVPR*, 2018, pp. 1101–1110.
- [30] S. Guo, W. Huang, H. Zhang, C. Zhuang, D. Dong, M. R. Scott, and D. Huang, "Curriculumnet: Weakly supervised learning from large-scale web images," in *ECCV*, 2018.
- [31] Q. Tao, H. Yang, and J. Cai, "Exploiting web images for weakly supervised object detection," *IEEE Transactions on Multimedia*, 2018.
- [32] K. K. Singh and Y. J. Lee, "You reap what you sow: Using videos to generate high precision object proposals for weakly-supervised object detection," in *CVPR*, 2019.
- [33] X. Liang, S. Liu, Y. Wei, L. Liu, L. Lin, and S. Yan, "Towards computational baby learning: A weakly-supervised approach for object detection," in *CVPR*, 2015.
- [34] E. Hoffer and N. Ailon, "Semi-supervised deep learning by metric embedding," *arXiv preprint arXiv:1611.01449*, 2016.
- [35] S. Laine and T. Aila, "Temporal ensembling for semi-supervised learning," in *ICLR*, 2017.
- [36] A. Tarvainen and H. Valpola, "Mean teachers are better role models: Weight-averaged consistency targets improve semi-supervised deep learning results," in *NIPS*, 2017.
- [37] X. Dong, L. Zheng, F. Ma, Y. Yang, and D. Meng, "Few-example object detection with model communication," *IEEE Transactions on Pattern Analysis and Machine Intelligence*, vol. 41, no. 7, pp. 1641–1654, 2018.
- [38] T. Tuytelaars, C. H. Lampert, M. Blaschko, and W. Buntine, "Un-supervised object discovery: A comparison," *IJCV*, vol. 88, no. 2, pp. 284–302, 2010.
- [39] J. Sivic, B. C. Russell, A. A. Efros, A. Zisserman, and W. T. Freeman, "Discovering objects and their location in images," in *ICCV*, 2005.
- [40] D. Berthelot, N. Carlini, I. Goodfellow, N. Papernot, A. Oliver, and C. Raffel, "Mixmatch: A holistic approach to semi-supervised learning," in *NeurIPS*, 2019.
- [41] A. Bendale and T. E. Boulton, "Towards open set deep networks," in *CVPR*, 2016, pp. 1563–1572.
- [42] I. Z. Yalniz, H. Jegou, K. Chen, M. Paluri, and D. Mahajan, "Billion-scale semi-supervised learning for image classification," *arXiv:1905.00546*, 2019.
- [43] C. L. Zitnick and P. Dollár, "Edge boxes: Locating object proposals from edges," in *ECCV*, 2014.
- [44] G. Hinton, O. Vinyals, and J. Dean, "Distilling the knowledge in a neural network," *arXiv preprint arXiv:1503.02531*, 2015.
- [45] Y. Wei, W. Xia, M. Lin, J. Huang, B. Ni, J. Dong, Y. Zhao, and S. Yan, "Hcp: A flexible cnn framework for multi-label image classification," *IEEE Transactions on Pattern Analysis and Machine Intelligence*, vol. 38, no. 9, pp. 1901–1907, 2016.
- [46] F. Zhu, H. Li, W. Ouyang, N. Yu, and X. Wang, "Learning spatial regularization with image-level supervisions for multi-label image classification," in *CVPR*, 2017.
- [47] M. Everingham, L. Van Gool, C. K. Williams, J. Winn, and A. Zisserman, "The pascal visual object classes (voc) challenge," *International journal of computer vision*, vol. 88, no. 2, pp. 303–338, 2010.
- [48] K. Simonyan and A. Zisserman, "Very deep convolutional networks for large-scale image recognition," *arXiv preprint arXiv:1409.1556*, 2014.
- [49] K. He, X. Zhang, S. Ren, and J. Sun, "Deep residual learning for image recognition," in *CVPR*, 2016.
- [50] O. Russakovsky, J. Deng, H. Su, J. Krause, S. Satheesh, S. Ma, Z. Huang, A. Karpathy, A. Khosla, and M. Bernstein, "Imagenet large scale visual recognition challenge," *arXiv preprint arXiv:1409.0575*, 2014.
- [51] X. Zhang, J. Feng, H. Xiong, and Q. Tian, "Zigzag learning for weakly supervised object detection," in *CVPR*, 2018.
- [52] J. Snell, K. Swersky, and R. Zemel, "Prototypical networks for few-shot learning," in *NIPS*, 2017.

APPENDIX A

EXPERIMENTS

This supplementary material provides additional localization and classification results on the *trainval* set of PASCAL VOC 2007 and 2012. We use the default support set with $k = 20$ images per class from web images. Implementation details follow Sec. 4.1 in the paper.

A.1 Evaluation protocol

Apart from the widely used detection mAP as in the paper (Sec. 4.1), we also evaluate the performance of our NSOD framework on the *trainval* set of X (unlabelled set) for both object localization and image classification. For object localization, we quantify the performance by the popular *CorLoc* [1], [5], [7], [8], [51]. It is the percentage of images in which the bounding-box returned by the algorithm correctly localizes an object of the target class (intersection over-union ≥ 0.5). For image classification, we measure the *average prevision* (AP) and *mean AP* (mAP) for *multi-class predictions* [45], [46], as well as the accuracy of the top-1 class prediction per image.

A.2 Localization results on VOC 2007 and 2012

In Table 5 we report CorLoc on the *trainval* set of VOC 2007, as is common for weakly-supervised detection methods [1], [5], [7], [8], [9]. Our NSOD delivers CorLoc 56.6, which is very close to other WSOD methods despite using no annotations on X . Similarly, in Table 8 we report CorLoc on the *trainval* set of VOC 2012. NSOD is 58.7. It is competitive to 62.1, 61.5 and 63.2 for OICR [7], ZLDN [51] and PCL [1] respectively, trained on VOC 2012 with image-level labels.

Like in the paper, if we train NSOD on the union of VOC 2007 and VOC 2012 (07+12) on a large-scale, the CorLoc of NSOD (07+12) on VOC 2007 (see Table 5) is increased to 60.0 which is only 2.7% below PCL (62.7) and generally among the best-performing WSOD methods (*e.g.* OICR has 60.6); the CorLoc of NSOD (07+12) on VOC 12 (see Table 8) can also be increased to 59.9 when using VOC07+12 as unlabeled data X .

A.3 Classification results on VOC 2007 and 2012

Referring to Sec. 4.4 in the paper, we ablate combining $\sigma(S)$ and $\sigma(A)$ to generate image-level pseudo-labels. $\sigma(S)$ is computed based on G alone, while $\sigma(A)$ is computed based on the teacher model trained on X . We apply a hard threshold of $\frac{1}{2}$ on the predicted class probabilities of $\sigma(S)$ and $\sigma(A)$ to generate two sets of image-level pseudo-labels. We can train two different models separately on the two sets of pseudo-labels, which we denote as NSOD _{G} and NSOD _{X} respectively.

In the paper, we investigate the complementary effect of NSOD _{G} and NSOD _{X} by training two student models U and evaluate the detection mAP on the test set of X . While in this section, we offer evaluation on the classification accuracy of the two sets of pseudo-labels on the *trainval* set of VOC 2007 and 2012.

Results on VOC 2007 are shown in Table 6. It can be seen that NSOD _{G} and NSOD _{X} produce a similar classification mAP of 76.3 *vs.* 76.7, while the AP on individual classes differs. However, in terms of top-1 class accuracy, NSOD _{X} is better than NSOD _{G} . This is reasonable as NSOD _{X} is fine-tuned as a C -way classifier, which takes the top-1 class predictions of $\sigma(S)$ as pseudo-labels. The two sets of pseudo-labels are complementary by averaging $\sigma(S)$ and $\sigma(A)$ according to Eq.(4), denoted by NSOD. This improves both multi-class and top-1 class predictions, reaching the highest scores of 79.2 and 85.9, respectively.

Similar results can also be observed on VOC 2012 in Table 7: the classification mAP for NSOD _{G} and NSOD _{X} is 75.9 and

74.9; the top-1 accuracy is 75.2 and 78.6, respectively. A complementary effect between the two sets of labels is also observed: by averaging $\sigma(S)$ and $\sigma(A)$ according to Eq.(4), denoted by NSOD, both the multi-class and top-1 class predictions are improved to 78.9 and 79.5, respectively.

METHOD	aero	bike	bird	boat	bott	bus	car	cat	char	cow	tabl	dog	hors	mbik	prsn	plat	shep	sofa	tran	tv	mAP
WSDDN [5]	65.1	58.8	58.5	33.1	39.8	68.3	60.2	59.6	34.8	64.5	30.5	43.0	56.8	82.4	25.5	41.6	61.5	55.9	65.9	63.7	53.5
OICR [7]	81.7	80.4	48.7	49.5	32.8	81.7	85.4	40.1	40.6	79.5	35.7	33.7	60.5	88.8	21.8	57.9	76.3	59.9	75.3	81.4	60.6
WSRPN [8]	77.5	81.2	55.3	19.7	44.3	80.2	86.6	69.5	10.1	87.7	68.4	52.1	84.4	91.6	57.4	63.4	77.3	58.1	57.0	53.8	63.8
PCL [1]	79.6	85.5	62.2	47.9	37.0	83.8	83.4	43.0	38.3	80.1	50.6	30.9	57.8	90.8	27.0	58.2	75.3	68.5	75.7	78.9	62.7
WS-JDS [9]	82.9	74.0	73.4	47.1	60.9	80.4	77.5	78.8	18.6	70.0	56.7	67.0	64.5	84.0	47.0	50.1	71.9	57.6	83.3	43.5	64.5
NSOD	80.0	73.3	66.1	34.0	29.0	72.6	76.5	56.4	17.7	74.7	47.5	61.4	60.5	86.4	31.9	36.6	60.8	59.1	57.4	49.1	56.6
NSOD (07+12)	78.3	78.4	70.3	34.0	34.0	75.1	76.6	66.9	24.8	76.0	45.6	69.8	67.7	88.8	34.4	41.4	67.0	62.1	67.3	40.9	60.0

TABLE 5

CorLoc on the *trainval* set of PASCAL VOC 2007. All compared methods [1], [5], [7], [8], [9] use the image-level labels in X ; our NSOD does not.

METHOD	aero	bike	bird	boat	bott	bus	car	cat	char	cow	tabl	dog	hors	mbik	prsn	plat	shep	sofa	tran	tv	mAP
NSOD _G	88.8	85.8	98.0	67.8	79.4	68.4	96.8	95.1	80.6	72.1	38.9	93.4	82.3	65.2	98.0	56.7	70.1	55.6	72.0	60.2	76.3
NSOD _X	86.4	96.9	97.1	71.4	98.5	67.1	89.9	95.1	80.0	66.8	36.5	92.9	74.2	62.9	96.9	53.1	59.9	58.8	70.1	78.9	76.7
NSOD	91.2	90.7	98.0	71.1	94.3	73.8	95.8	95.5	80.5	74.7	39.1	95.3	81.2	66.9	98.4	58.7	73.8	59.7	75.6	70.4	79.2

METHOD	aero	bike	bird	boat	bottle	bus	car	cat	chair	cow	table	dog	horse	mbike	persn	plant	sheep	sofa	train	tv	mAcc
NSOD _G	92.2	97.7	99.1	78.7	100.0	73.0	93.2	98.5	89.2	82.0	41.8	97.7	77.7	72.0	99.7	63.7	68.7	63.0	77.5	87.5	82.7
NSOD _X	93.1	93.4	98.2	79.2	100.0	78.9	96.3	96.7	84.0	83.5	45.1	95.7	84.2	72.9	98.5	73.3	77.2	66.1	83.3	87.7	84.3
NSOD	93.8	92.4	99.3	80.4	100.0	81.1	97.8	97.1	78.6	86.7	49.7	97.1	88.2	77.2	99.6	79.7	79.1	67.9	87.5	85.6	85.9

TABLE 6

Classification mAP for multi-class prediction (top) and classification mAcc for top-1 class prediction (bottom) on the *trainval* set of PASCAL VOC 2007. NSOD: our Nano-supervised object detection framework.

METHOD	aero	bike	bird	boat	bottle	bus	car	cat	chair	cow	table	dog	horse	mbike	persn	plant	sheep	sofa	train	tv	mAP
NSOD _G	96.7	88.3	83.2	88.0	65.0	89.7	80.2	91.6	40.4	64.8	53.4	86.1	84.0	88.0	75.9	44.3	77.0	56.2	95.9	68.7	75.9
NSOD _X	96.9	81.9	81.5	86.1	57.2	90.8	83.1	94.0	41.8	56.6	40.0	88.4	83.1	87.9	87.3	49.3	78.0	61.7	87.0	64.1	74.9
NSOD	97.6	88.4	84.2	89.6	61.0	92.7	84.4	94.8	45.5	66.9	50.3	90.2	88.3	92.6	85.8	52.7	83.7	63.8	95.3	70.8	78.9

METHOD	aero	bike	bird	boat	bottle	bus	car	cat	chair	cow	table	dog	horse	mbike	persn	plant	sheep	sofa	train	tv	mAcc
NSOD _G	94.2	88.3	91.5	68.1	96.3	66.8	95.2	87.0	66.3	50.9	29.8	96.6	74.0	76.2	93.5	66.8	44.9	63.8	64.0	89.8	75.2
NSOD _X	96.2	91.0	84.0	71.5	79.0	70.3	98.3	82.5	92.9	69.9	35.8	96.6	70.0	74.5	95.1	67.6	56.3	76.1	75.5	88.5	78.6
NSOD	95.8	92.6	88.8	69.8	91.3	71.2	97.6	87.2	89.5	68.6	34.2	97.8	73.9	76.8	95.4	70.4	54.1	72.2	72.2	91.0	79.5

TABLE 7

Classification mAP for multi-class prediction (top) and classification mAcc for top-1 class prediction (bottom) on the *trainval* set of PASCAL VOC 2012. NSOD: our Nano-supervised object detection framework.

	METHOD	CorLoc
1.0	OICR [7]	62.1
	ZLDN [51]	61.5
	PCL [1]	63.2
	NSOD	58.7
	NSOD (VOC07+12)	59.9

TABLE 8

CorLoc on the *trainval* set of PASCAL VOC 2012. All compared methods [1], [7], [51] utilize the image-level labels in the unlabeled set while our NSOD does not.