

Complete theory of Ramsey interferometry with squeezing echoes

Marius Schulte, Victor J. Martínez-Lahuerta, Maja S. Scharnagl, and Klemens Hammerer

Institut für Theoretische Physik und Institut für Gravitationsphysik (Albert-Einstein-Institut), Leibniz Universität Hannover, Appelstraße 2, 30167 Hannover, Germany

11. December 2019

We consider a large class of Ramsey interferometry protocols which are enhanced by squeezing and un-squeezing operations before and after a phase signal is imprinted on the collective spin of N particles. We report an analytical optimization for any given particle number and strengths of (un-)squeezing, including experimentally relevant decoherence processes. This provides a complete characterization of squeezing echo protocols, recovering a number of known quantum metrological protocols as local sensitivity maxima, thereby proving their optimality. We discover a single new protocol. Its sensitivity enhancement relies on a double inversion of squeezing. In the general class of echo protocols, the newly found over-un-twisting protocol is singled out due to its Heisenberg scaling even at strong collective dephasing.

1 Introduction

Atomic sensors are currently among the most accurate measuring apparatuses in metrology, for e.g. precision spectroscopy, magnetometry or frequency metrology. Therefore, they may help to detect minute effects which can be indications of new physics [1, 2]. For high-precision atomic sensors, a fundamental limitation is given by quantum fluctuations of the measurement. However, entanglement between atoms allows these fluctuations to be reduced below what is possible with uncorrelated probes [3]. In the optical domain, squeezed states were already injected in laser interferometry to enhance precision [4–6]. Likewise, significant successes followed in the generation and characterization of non-classical states

Marius Schulte: marius.schulte@itp.uni-hannover.de

in atomic physics [7]. However the biggest problems of these states are that strongly correlated systems often require demanding measurements and that increasing sensitivity typically comes at the cost of an increased susceptibility to imperfections. More detailed investigations, taking these effects into account, showed that the actual gain of such states can be significantly lower than in the ideal case [8–10].

Hence the question of practical quantum metrology protocols arises. Recently, experiments in which simple but well-controlled interactions were used several times, in the form of an ‘echo’, achieved excellent results in a variety of precision measurements [11–14]. The one-axis-twisting (OAT) interaction for effective two-level systems [15] allows a uniform description of many setups. It can be generated through cavity induced spin squeezing of cold atoms [7, 16], via laser or microwave driven quantum gates for trapped ions [17] and from spin-changing collisions in spinor Bose-Einstein condensates [7].

In our work we consider a large variational class of echo protocols based on OAT operations which, by construction, encompass a number of known protocols. Additionally we include collective and individual dephasing during the OAT interactions as the most relevant noise processes to study which protocols give useful enhancements. Related theoretical works include variational optimization algorithms [18] or inversion protocols using more general classes of spin-spin interactions which are referred to as interaction based readouts [19–24]. Here we obtain the maximal amplifications of signal-to-noise ratio (SNR) by analytically optimizing geometric parameters, that is, signal and measurement directions. This allows to provide a complete overview and classification of echo protocols in terms of the squeezing and un-squeezing strengths (at any level of de-

phasing and arbitrary N). We identify one significant new scenario with a previously unused excess inversion. Such protocol types, which we refer to as ‘over-un-twisting’ (OUT) protocols, are especially interesting as their sensitivity preserves the optimal Heisenberg scaling of entangled states, $\text{SNR} \propto N$, independent of any collective dephasing.

2 Generalized Ramsey protocols

For a long time now, measurements of small phase shifts were established as the framework for precision experiments in atomic and optical physics. In this regard, many areas of atomic physics adapted Ramsey interrogation [25] due to the inherent reduction of systematic shifts. The conventional Ramsey protocol is depicted in Fig. 1(a). We consider N two-level systems, described in terms of the collective spin operators $S_{x,y,z} = \frac{1}{2} \sum_{k=1}^N \sigma_{x,y,z}^{(k)}$ where $\sigma_{x,y,z}^{(k)}$ are the Pauli matrices for particle k . Starting from the product state $|\downarrow\rangle^{\otimes N}$ with all particles in the ground state, a rotation

$$R_{\vec{n}}(\alpha) = e^{-i\alpha S_{\vec{n}}} \quad (1)$$

around $\vec{n} = \vec{e}_y$ and with $\alpha = \pi/2$ generates the coherent spin state $|x\rangle = \left[\frac{|\downarrow\rangle + |\uparrow\rangle}{\sqrt{2}} \right]^{\otimes N}$, polarized in x -direction. (We use the notation $S_{\vec{n}} = \vec{n} \cdot \vec{S}$). In the following interaction period, a small phase signal ϕ is imprinted by rotating around the z -axis. A second $\pi/2$ rotation, now around $\vec{n} = \vec{e}_x$, allows to infer ϕ from the measurement result of S_z .

Motivated by the conventional Ramsey scheme, we now consider the generalized echo protocols shown schematically in Fig 1(b). Starting again from the coherent spin state $|x\rangle$ after the first $\pi/2$ pulse, a squeezed spin state is generated via the non-linear OAT interaction $T_\mu = e^{-i\frac{\mu}{2} S_z^2}$, with strength μ . The necessary Hamiltonian $\propto S_z^2$ can be engineered in a variety of metrologically relevant systems [7, 17]. For small squeezing strength, $\mu \ll \pi$, the generated entanglement is reflected by reduced fluctuations of the mean spin. With increasing μ greater levels of multi-particle entanglement are generated, up to the N -particle correlated Greenberger-Horne-Zeilinger (GHZ) state $[|\downarrow\rangle^{\otimes N} + |\uparrow\rangle^{\otimes N}] / \sqrt{2}$ at $\mu = \pi$, after which the dynamics reverses [7].

For the following signal imprint we now allow the more general case of a rotation of the collective spin around an arbitrary axis \vec{n} . Note that a physical rotation around the z -axis may be converted to a rotation around \vec{n} by appropriate single qubit rotations R (in the form of Eq. (1)) before and after the phase imprint such that $R_{\vec{n}}(\phi) = e^{-i\phi S_{\vec{n}}} = R^{-1} e^{-i\phi S_z} R$. Prior to the measurement we allow for another OAT interaction with strength $\nu - \mu$. With this definition, ν describes the deviation from an exact inversion of the initial OAT. This choice is based on an appearing symmetry around exact echo protocols at $\nu = 0$, c.f. Fig. 1(c). We assume inversion of OAT is possible by reverting the sign of the interaction strength, as already demonstrated for cold atoms [11], spinor Bose-Einstein condensates [13] and trapped ions [12, 26]. At the end of our protocols the collective spin $S_{\vec{m}}$ in an arbitrary direction \vec{m} is measured. Again, this can be implemented with a measurement of S_z by preceding an appropriate rotation of the collective spin. Overall, the generalized echo protocols have a measurement signal

$$\langle S_{\vec{m}} \rangle(\phi) = \langle x | T_\mu^\dagger R_{\vec{n}}^\dagger(\phi) T_{\nu-\mu}^\dagger S_{\vec{m}} T_{\nu-\mu} R_{\vec{n}}(\phi) T_\mu | x \rangle \quad (2)$$

characterized by parameters μ, ν for squeezing and un-squeezing and directions \vec{n}, \vec{m} for signal and measurement.

We highlight that the generalized echo protocols include some common squeezing protocols as limiting cases: For $\nu = \mu$, with no un-twisting, we find standard Ramsey interrogation with a spin squeezed initial state [27]. In this case the SNR is enhanced by reducing projection noise at a constant signal. More recently, protocols with exact inversion, i.e. $\nu = 0$, were suggested for application in quantum metrology [28–30]. There, amplification of the signal at constant measurement noise occurs.

3 Geometric optimization

In the following we quantify metrological gain by the inferred phase deviation

$$\Delta\phi(\mu, \nu, \vec{n}, \vec{m}) = \Delta S_{\vec{m}}|_{\phi=0} / \left| \frac{\partial \langle S_{\vec{m}} \rangle}{\partial \phi} \Big|_{\phi=0} \right| \quad (3)$$

around the working point $\phi = 0$. This is a measure of sensitivity which describes enhancements

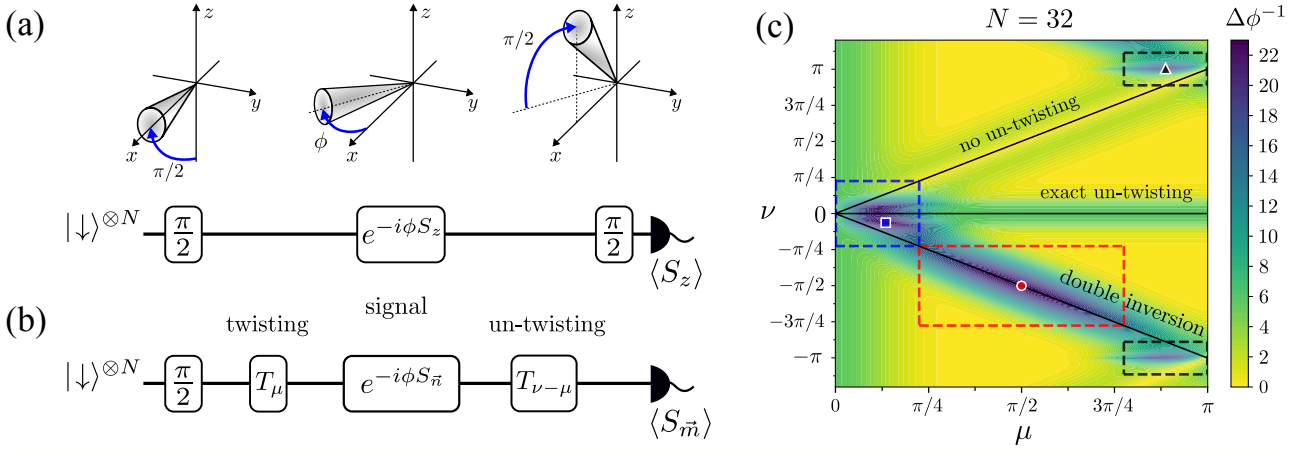


Figure 1: **Generalized Ramsey protocols:** (a) Conventional Ramsey measurement where first a phase ϕ is imprinted between two $\pi/2$ -pulses by rotating the state in the equatorial plane around the z -axis. Finally, the signal in phase is determined from measuring the spin component S_z . The cones visualize the mean spin direction and quantum fluctuations of the state during the protocol. (b) Generalized Ramsey protocols with additional one-axis twisting T_μ and un-twisting $T_{\nu-\mu}$ dynamics as well as arbitrary directions \vec{n} , \vec{m} for the signal and the measurement respectively. Optimizing over these additional degrees of freedom allows to extract the best sensitivity, characterized by the initial squeezing strength μ and the inversion ν only. (c) Exemplary landscape of optimized sensitivity in terms of the inverse phase variance $\Delta\phi^{-1}$ (around $\phi = 0$) for $N = 32$. The boxes (dashed lines) highlight three distinct types of protocols we identified. At small μ the ‘squeezing protocols’ (blue), and at large squeezing strength the ‘GHZ protocols’ (black), which are known in the literature. In between, at an unusual double inversion of squeezing for $\nu = -\mu$, we find a new class of ‘over-un-twisting protocols’ (red). Colored symbols denote the local maxima in each class.

in atomic sensors limited by quantum projection noise.

We will now show that the essential optimization with respect to the signal and measurement directions can be solved analytically. We first re-express the two contributions, signal and noise, separately. For the signal strength we find

$$\left| \frac{\partial \langle S_{\vec{m}} \rangle}{\partial \phi} \right|_{\phi=0} = \vec{n}^T M \vec{m} \quad (4)$$

with $M_{kl} = i \langle [S_k(\mu), S_l(\nu)] \rangle_{|\phi=0}$ where we denoted transformed spin operators by $S_{\vec{n}}(\mu) = T_\mu^\dagger S_{\vec{n}} T_\mu$. Likewise, the measurement variance can be expressed as

$$\Delta S_{\vec{m}}^2|_{\phi=0} = \langle S_{\vec{m}}^2(\nu) - \langle S_{\vec{m}}(\nu) \rangle^2 \rangle_{|\phi=0} = \vec{m}^T Q \vec{m} \quad (5)$$

with $Q_{kl} = \langle S_k(\nu) S_l(\nu) - \langle S_k(\nu) \rangle \langle S_l(\nu) \rangle \rangle_{|\phi=0}$. The matrices M and Q can be obtained analytically (see appendix A).

For sensitivity optimization we aim to maximize the inverse phase deviation, i.e. SNR, which is expressed as

$$\Delta\phi^{-1} = \frac{\vec{n}^T M \vec{m}}{\sqrt{\vec{m}^T Q \vec{m}}}. \quad (6)$$

Because Q is a positive semi-definite spin covariance matrix, we can define the vector $\vec{v} = Q^{1/2} \vec{m}$ with $\|\vec{v}\| = \sqrt{\vec{m}^T Q \vec{m}}$ and correspondingly $\vec{m} = Q^{-1/2} \vec{v}$. Note that Q is singular for $\nu = 0$ only. In this case, the optimization of rotation and measurement directions can be restricted to the plane perpendicular to the initial spin polarization. With the unit vector $\vec{u} = \vec{v}/\|\vec{v}\|$ the sensitivity is

$$\Delta\phi^{-1} = \vec{n}^T M Q^{-1/2} \vec{u} \quad (7)$$

This can be optimized over all signal directions \vec{n} and measurement directions \vec{m} by a singular value decomposition for $M Q^{-1/2}$. After this step the sensitivity depends exclusively on the initial squeezing strength μ and excess inversion ν . The ideal directions for signal and measurement, at each point (μ, ν) , can be inferred from two orthogonal matrices which are determined by the singular value decomposition. An exemplary landscape of the optimal SNR, i.e. maximal singular value,

$$\Delta\phi^{-1}(\mu, \nu) = \max_{\vec{n}, \vec{m}} \Delta\phi^{-1}(\mu, \nu, \vec{n}, \vec{m}) \quad (8)$$

is shown in Fig. 1(c). We point out that the relatively small particle number, $N = 32$, there is

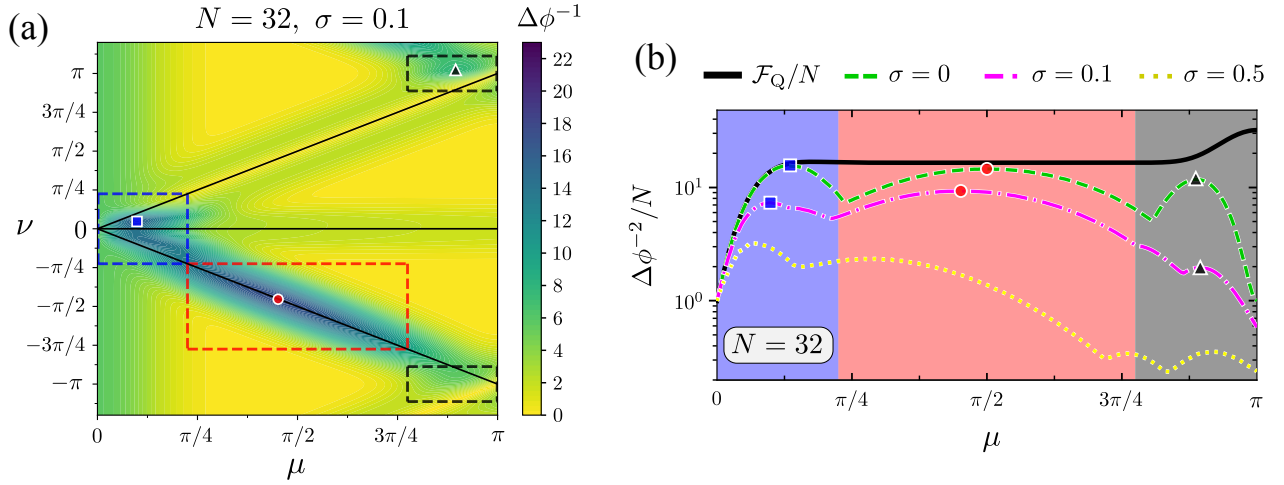


Figure 2: **Sensitivity with dephasing:** (a) Sensitivity $\Delta\phi^{-1}$ for $N = 32$ with $\sigma = 0.1$ collective dephasing noise during the state preparation and inversion. The overall structure of generalized echo protocols remains intact. As compared to Fig. 1(c), changes in the positions of optimal protocols (symbols) as well as an overall reduction in sensitivity can be observed. (b) SNR with optimized inversion, $\max_{\nu} \Delta\phi^{-2}(\mu, \nu)/N$, for different levels of collective dephasing noise $\sigma = 0, 0.1, 0.5$. Colored areas mark the squeezing, OUT and GHZ protocol types. The black line is the scaled quantum Fisher information \mathcal{F}_Q/N of the ideal initial squeezed state, i.e. $\sigma = 0$. We find three peaks corresponding to the optimal squeezing, over-un-twisting and GHZ protocols. With increasing particle number, only the over-un-twisting protocols are robust to small collective dephasing with a sensitivity close to the fundamental quantum Fisher information limit. Symbols on the green dashed line represent the optimal protocols of Fig. 1(c) while symbols on the magenta dash-dotted line correspond to part (a).

motivated to easily highlight important features of the landscape. With the analytic expressions, computational time is independent of N and we show landscapes for larger particle numbers in the appendix, Fig. 6.

In view of Fig. 1(c) mainly three separate regions exist in which amplified SNR is achieved: (i) The first region (blue box) includes protocols with small squeezing strengths $|\mu|, |\nu| \lesssim 4/\sqrt{N}$. We refer to these as ‘squeezing protocols’ because it is the only region that contains initial states exhibiting reduced spin fluctuations while still maintaining significant polarization. Note however that this region also includes some oversqueezed states, wrapping around the Bloch sphere so the criterion is not exclusive. Within this class, we recover the classic Ramsey with squeezed initial states and no un-squeezing ($\nu = \mu$) along with their optimal signal and measurement directions [15]. We also find optimized exact echo protocols, on the horizontal line at $\nu = 0$, for initial squeezing strengths $\mu \sim 2/\sqrt{N}$. The optimal directions converge to $\vec{n} = \vec{e}_y$ and $\vec{m} = \vec{e}_y$ for $N \gg 1$. This proves optimality of the choices of signals and measurements made by Davis et al. [28]. Interestingly, we find that within the class of squeezing protocols the local maximum

in sensitivity is reached at values of ν which do not correspond to either of these known protocols. (ii) The second region (black box) exhibiting enhanced sensitivity exists at large squeezing strength, $\pi - 4/\sqrt{N} \leq \mu \leq \pi$, which contains highly entangled states close to the GHZ state, so that we refer to these as ‘GHZ protocols’. Note that this enhancement is achieved with measurements of spin projections rather than parity measurements as typically required in protocols with GHZ states. (iii) Finally, we find exactly one more region (red box, with $4/\sqrt{N} < \mu < \pi - 4/\sqrt{N}$) corresponding to a new type of protocols that are characterized by a double inversion of the OAT, at $\nu = -\mu$. We refer to these as ‘over-un-twisting’ (OUT) protocols. The enhancing mechanism there is conceptually different from the squeezing protocols and is discussed further below.

4 Dephasing noise

To see which protocols actually correspond to a robust enhancement, we now add dephasing during the OAT. In the presence of collective dephasing, at a rate $\gamma_C > 0$, the dynamics of the system

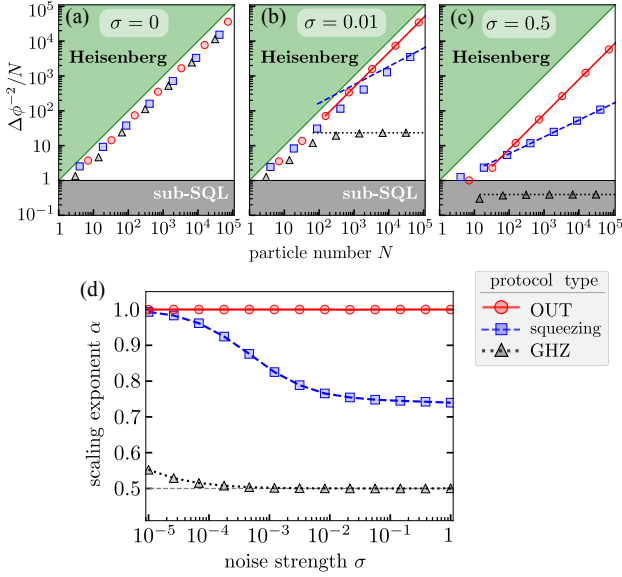


Figure 3: Scaling of sensitivity with particle number: (a)-(c) Scaling of the sensitivity under collective dephasing with $\sigma = 0.01, 0.1, 0.5$ for squeezing (blue), OUT (red) and GHZ (black) protocols. The green region shows sensitivity beyond the Heisenberg limit, $\Delta\phi^{-2} > N^2$, and the grey region sensitivity below the standard quantum limit, $\Delta\phi^{-2} < N$. Lines are fits of the local optima to asymptotic scalings $\Delta\phi^{-1} = cN^\alpha$ at large N . Note that a flat line thus still means improvement with N , however only at the classical scaling $\propto N$. (d) Scaling exponent α as a function of noise strength for the three protocol types identified above.

will be governed by the master equation

$$\dot{\rho} = -i[H, \rho] + \gamma_C \mathcal{L}_C[\rho] \quad (9)$$

with $H = \chi S_z^2$ and $\mathcal{L}_C[\rho] = S_z \rho S_z - \frac{1}{2} S_z^2 \rho - \frac{1}{2} \rho S_z^2$. The noise strength is quantified by the dimensionless parameter $\sigma = |\gamma_C|/|\chi|$. In cavity induced squeezing of atoms such dephasing occurs as fluctuations in the phase of the collective spin due to photon shot noise [28]. For quantum gates with trapped ions, dephasing occurs through random variations of the transition frequency from stray fields or from frequency noise of the driving fields. When uniform over the extend of the ion string, both result in collective dephasing [31, 32]. With spinor Bose-Einstein condensates, collective dephasing may again arise from magnetic field fluctuations [7].

The geometrical optimization with respect to \vec{n} and \vec{m} can again be performed analytically, see appendix B. Figure 2(a) shows the sensitivity including collective dephasing with $\sigma = 0.1$. Compared to the ideal case, shown in Fig. 1(c), we see that any enhancement of the GHZ protocols

is strongly suppressed by the noise. Furthermore, within the squeezing protocols a bias towards $\nu \approx \mu$ is developing as protocols with reduced additional inversion suffer less from dephasing. Surprisingly, the large maximum of OUT protocols remains only weakly affected by preparation noise and still offers large enhancement. To emphasize this, Fig. 2(b) displays the measurement optimized sensitivity $\max_\nu (\Delta\phi^{-2}(\mu, \nu)/N)$ as a function of the initial squeezing at various levels of dephasing. Performing the optimization over all measurements within our protocols also allows to compare the obtained SNR to fundamental limits of quantum metrology. Most notably, the quantum Cramér-Rao bound implies $\max_\nu \Delta\phi^{-2}(\mu, \nu) \leq \mathcal{F}_Q$. The upper limit \mathcal{F}_Q is the quantum Fisher information, which quantifies the maximum information about the phase ϕ that can possibly be inferred from the initial squeezed state under any rotation $S_{\vec{n}}$. The quantum Fisher information thereby includes an optimization over all measurements, including weak measurements, individual operations on each particle, parity and others, which go beyond what is possible with the resources considered here. We show the quantum Fisher information limit (black line) in Fig. 2(b) in comparison to the SNR. As a function of the squeezing strength, \mathcal{F}_Q increases from the standard quantum limit $\mathcal{F}_Q = N$ of uncorrelated particles at $\mu = 0$ up to the Heisenberg limit $\mathcal{F}_Q = N^2$ at $\mu = \pi$. Even though the quantum Fisher information constitutes a true extension over the capabilities of the protocols considered here, we nevertheless find that the OUT protocols actually reach the quantum Fisher information bound with increasing N . This feature persists for small dephasing as well. The only other case where this holds true is for $\mu \ll 1$. However, at extreme levels of noise also the OUT protocols fall short compared to the quantum Fisher information limit.

Due to the exact optimization introduced above we are also able to efficiently examine the influence of dephasing on the particle number scaling of the sensitivity. Figure 3(a)-(c) show exemplary scalings for $\sigma = 0, 0.01, 0.5$. Symbols mark the best sensitivity within each protocol type while lines show numerical fits to an asymptotic scaling $\Delta\phi^{-1} = cN^\alpha$ with fitting parameters c, α . The green region reflects sensitivity beyond the Heisenberg limit $\Delta\phi^{-2} > N^2$ and the grey

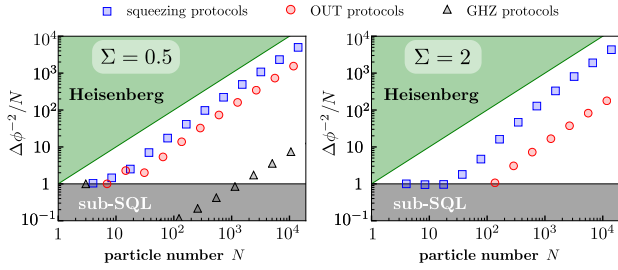


Figure 4: **Effects of individual dephasing:** Sensitivity versus particle number for individual dephasing during the OAT interactions with strength $\Sigma = 0.5$ and extreme dephasing at $\Sigma = 2$.

region sensitivity below the standard quantum limit $\Delta\phi^{-2} < N$. We find that, remarkably, the OUT protocols always exhibit Heisenberg scaling, $\Delta\phi^{-1} \propto N$, independent of the dephasing. On the other hand the GHZ protocols quickly drop to the classic scaling, showcasing their increased susceptibility in this regard. The dependence of the exponent α on the noise strength is shown in Fig. 3(d), highlighting the characteristic differences regarding the influence of collective dephasing. Although the squeezing protocols have a reduced scaling exponent compared to OUT protocols, they may still be the overall best protocol when limited to small ensembles and larger dephasing, cf. Fig. 3(c). Our findings also show that initially the scaling may deviate significantly from the asymptotic case, even up to ensembles of considerable size.

In addition to collective dephasing we also study individual dephasing during the OAT interactions. Compared to Eq. (9), the master equation is $\dot{\rho} = -i[H, \rho] + \gamma_I \mathcal{L}_I[\rho]$, where $\mathcal{L}_I[\rho] = \sum_{k=1}^N \sigma_z^k \rho \sigma_z^k - \rho$. This describes individual but symmetric dephasing of each atom at a rate $\gamma_I > 0$ and we likewise define $\Sigma = |\gamma_I|/|\chi|$. It turns out that individual dephasing results in a less stringent restriction on sensitivity than collective dephasing. The sensitivity for all protocol types scales asymptotically linearly in N , independent of the noise strength, as shown in Fig. 4.

5 Over-un-twisting enhancement

In this last section we give an explanation of the mechanism underlying the OUT protocols. To visualize the sensitivity enhancement we split the protocols into a state evolution and an effective measurement part. As shown in the schematic of

Fig. 5 we group one half of the double inversion to the state evolution and the other half to the measurement. Now for the optimal OUT protocol, initially a superposition of four coherent spin states along the equator of the collective Bloch sphere is generated by T_μ with $\mu = \frac{\pi}{2}$ [33], as shown by the Wigner function [34] in the top row of Fig. 5. A small rotation around the y -axis perturbs the following exact inversion of OAT in such a way that interference patterns remain on the sides of a large polarization contribution in x -direction. The absolute values of these patterns increase for larger rotation angles ϕ or with increasing N when keeping $\phi \ll 1$ fixed. The signs of the interference patterns change only when rotating in the opposite direction, i.e. $R_y(-\phi)$ instead of $R_y(\phi)$. The second part of the OUT protocols can be viewed as a transformation of the applied measurement. The bottom row in Fig. 5 shows that the twisting dynamics on S_y leads to a Wigner function for the operator $P := T_{\pi/2}^\dagger S_y T_{\pi/2}$ with rapid sign changes, wrapping around the Bloch sphere. Note that the density of patterns increases in the same way with N for both the state $|\psi\rangle$ and the measurement operator P . So importantly the interference patterns of the two Wigner functions match exactly. Therefore in the product, all oscillations contribute with either a positive or a negative sign, depending on the sign of the rotation. The mean $\langle S_y \rangle = \int_0^\pi d\theta \int_0^{2\pi} d\varphi \sin(\theta) W_{|\psi\rangle}(\theta, \varphi) W_P(\theta, \varphi)$ then corresponds to the integral over the sphere for the product of the Wigner functions [34, 35]. This shows N times faster oscillations, compared to uncorrelated atoms, for even N . For odd N the signal has a sharp initial incline before vanishing after a few oscillations (see Fig. 7 in the appendix).

6 Summary and Outlook

In conclusion, we presented an analytic theory for the geometric optimization of generalized echo protocols at any particle number and dephasing. Using these results, we are able to give a complete overview and characterization of the variational class of echo protocols in terms of the (un-)squeezing strengths. We find that only one new protocol exists. This protocol stands out as it exhibits Heisenberg scaling in the sensitivity even for strong dephasing during the OAT in-

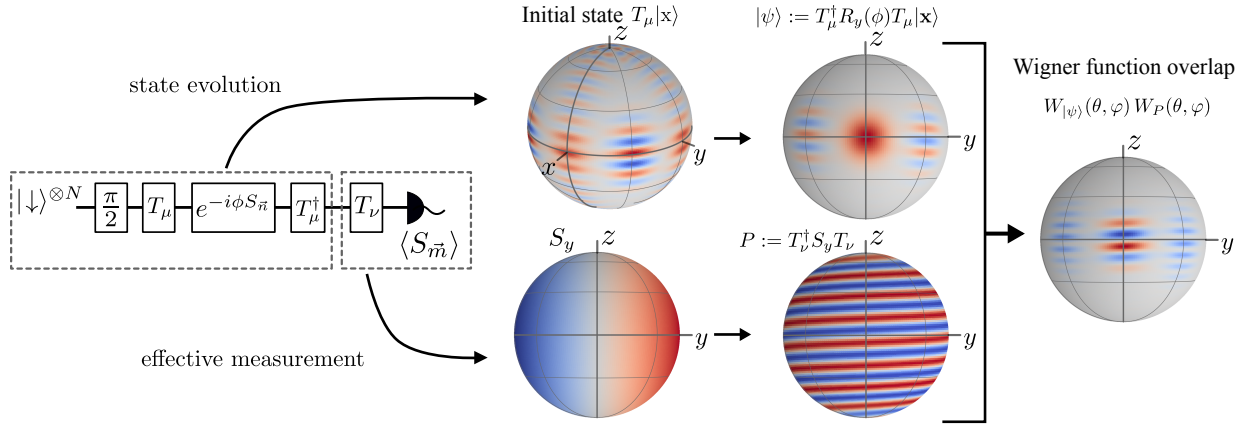


Figure 5: **Illustration of over-un-twisting protocols:** Wigner function representation for the optimal over-un-twisting protocol at $\mu = \frac{\pi}{2}$, $\nu = -\frac{\pi}{2}$ and with $N = 32$. Half the OAT inversion is assigned to the state evolution, the other half to the measurement operator. State evolution (top): Starting from the superposition of four coherent states along the equator, a small rotation around y (here $\phi = -0.02$) followed by exact OAT inversion, leads to the state $|\psi\rangle$ with large polarization in x -direction and residual interference patterns due to the disturbance of the rotation. Effective measurement (bottom): OAT of the optimal measurement direction $\approx S_y$ creates dense sequences of positive and negative values in its Wigner function. These match exactly the pattern on $|\psi\rangle$, so that in the overlap of the two Wigner functions the interference patterns are either all positive or all negative, depending on the sign of ϕ . Integrating the overlap over the sphere results in the measurement signal $\langle S_y \rangle$. Larger values of N have narrower spacing of the interference patterns with increased maximal and minimal values of the Wigner function, thus giving an enhanced signal.

teraction. Our results provide a route towards quantum enhanced measurements away from the typical squeezing regime or GHZ states with the measurement of spin projections only. Beyond the scope of this paper, the impact of other imperfections such as noise during the phase imprint or non-ideal signal and measurement directions can be studied. The former becomes relevant for asymptotically large ensembles only [9, 10], while the latter is not expected to reduce sensitivity much for directions close to the optimal ones due to the predominant contribution of the largest singular value. In addition, the tradeoff between quantum projection noise and technical noise, specific to each sensor, must be studied to understand when entanglement is actually useful for metrological improvements [36].

Acknowledgments

We would like to thank C. Klempt for helpful discussions. This work was supported by the DFG through CRC 1227 ‘DQ-mat’ project A06 and the cluster of excellence ‘Quantum Frontiers’.

References

- [1] A. D. Ludlow, M. M. Boyd, J. Ye, E. Peik, and P. O. Schmidt. Optical atomic clocks. *Rev. Mod. Phys.*, 87:637–701, Jun 2015. DOI: [10.1103/RevModPhys.87.637](https://doi.org/10.1103/RevModPhys.87.637).
- [2] M. S. Safronova, D. Budker, D. DeMille, D. F. J. Kimball, A. Derevianko, and C. W. Clark. Search for new physics with atoms and molecules. *Rev. Mod. Phys.*, 90:025008, Jun 2018. DOI: [10.1103/RevModPhys.90.025008](https://doi.org/10.1103/RevModPhys.90.025008).
- [3] V. Giovannetti, S. Lloyd, and L. Maccone. Quantum metrology. *Phys. Rev. Lett.*, 96:010401, Jan 2006. DOI: [10.1103/PhysRevLett.96.010401](https://doi.org/10.1103/PhysRevLett.96.010401).
- [4] L. Barsotti, J. Harms, and R. Schnabel. Squeezed vacuum states of light for gravitational wave detectors. *Reports on Progress in Physics*, 82(1):016905, December 2018. DOI: [10.1088/1361-6633/aab906](https://doi.org/10.1088/1361-6633/aab906).
- [5] M. Tse et al. Quantum-enhanced advanced LIGO detectors in the era of gravitational-wave astronomy. *Phys. Rev. Lett.*, 123:231107, Dec 2019. DOI: [10.1103/PhysRevLett.123.231107](https://doi.org/10.1103/PhysRevLett.123.231107).
- [6] F. Acernese et al. Increasing the astrophysical reach of the advanced Virgo de-

- tector via the application of squeezed vacuum states of light. *Phys. Rev. Lett.*, 123: 231108, Dec 2019. DOI: [10.1103/PhysRevLett.123.231108](https://doi.org/10.1103/PhysRevLett.123.231108).
- [7] L. Pezzè, A. Smerzi, M. K. Oberthaler, R. Schmied, and P. Treutlein. Quantum metrology with nonclassical states of atomic ensembles. *Rev. Mod. Phys.*, 90: 035005, Sep 2018. DOI: [10.1103/RevModPhys.90.035005](https://doi.org/10.1103/RevModPhys.90.035005).
- [8] S. F. Huelga, C. Macchiavello, T. Pellizzari, A. K. Ekert, M. B. Plenio, and J. I. Cirac. Improvement of frequency standards with quantum entanglement. *Phys. Rev. Lett.*, 79: 3865–3868, Nov 1997. DOI: [10.1103/PhysRevLett.79.3865](https://doi.org/10.1103/PhysRevLett.79.3865).
- [9] B. M. Escher, R. L. de Matos Filho, and L. Davidovich. General framework for estimating the ultimate precision limit in noisy quantum-enhanced metrology. *Nature Physics*, 7(5):406–411, Mar 2011. DOI: [10.1038/nphys1958](https://doi.org/10.1038/nphys1958).
- [10] R. Demkowicz-Dobrzański, J. Kołodyński, and M. Guţă. The elusive Heisenberg limit in quantum-enhanced metrology. *Nature Communications*, 3(1), Jan 2012. DOI: [10.1038/ncomms2067](https://doi.org/10.1038/ncomms2067).
- [11] O. Hosten, R. Krishnakumar, N. J. Engelsen, and M. A. Kasevich. Quantum phase magnification. *Science*, 352 (6293):1552–1555, June 2016. DOI: <https://doi.org/10.1126/science.aaf3397>.
- [12] D. Leibfried, M. D. Barrett, T. Schaetz, J. Britton, J. Chiaverini, W. M. Itano, J. D. Jost, C. Langer, and D. J. Wineland. Toward Heisenberg-limited spectroscopy with multiparticle entangled states. *Science*, 304(5676):1476–1478, Jun 2004. DOI: [10.1126/science.1097576](https://doi.org/10.1126/science.1097576).
- [13] D. Linnemann, H. Strobel, W. Muesel, J. Schulz, R. J. Lewis-Swan, K. V. Kheruntsyan, and M. K. Oberthaler. Quantum-enhanced sensing based on time reversal of nonlinear dynamics. *Phys. Rev. Lett.*, 117:013001, Jun 2016. DOI: [10.1103/PhysRevLett.117.013001](https://doi.org/10.1103/PhysRevLett.117.013001).
- [14] S. C. Burd, R. Srinivas, J. J. Bollinger, A. C. Wilson, D. J. Wineland, D. Leibfried, D. H. Slichter, and D. T. C. Allcock. Quantum amplification of mechanical oscillator motion. *Science*, 364(6446):1163–1165, June 2019. DOI: [10.1126/science.aaw2884](https://doi.org/10.1126/science.aaw2884).
- [15] M. Kitagawa and M. Ueda. Squeezed spin states. *Phys. Rev. A*, 47:5138–5143, Jun 1993. DOI: [10.1103/PhysRevA.47.5138](https://doi.org/10.1103/PhysRevA.47.5138).
- [16] M. H. Schleier-Smith, I. D. Leroux, and V. Vuletić. States of an ensemble of two-level atoms with reduced quantum uncertainty. *Phys. Rev. Lett.*, 104:073604, Feb 2010. DOI: [10.1103/PhysRevLett.104.073604](https://doi.org/10.1103/PhysRevLett.104.073604).
- [17] R. Blatt and D. Wineland. Entangled states of trapped atomic ions. *Nature*, 453(7198): 1008–1015, Jun 2008. DOI: [10.1038/nature07125](https://doi.org/10.1038/nature07125).
- [18] R. Kaubruegger, P. Silvi, C. Kokail, R. van Bijnen, A. M. Rey, J. Ye, A. M. Kaufman, and P. Zoller. Variational spin-squeezing algorithms on programmable quantum sensors. *arXiv e-prints*, art. arXiv:1908.08343, Aug 2019.
- [19] T. Macrì, A. Smerzi, and L. Pezzè. Loschmidt echo for quantum metrology. *Phys. Rev. A*, 94:010102, Jul 2016. DOI: [10.1103/PhysRevA.94.010102](https://doi.org/10.1103/PhysRevA.94.010102).
- [20] S. A. Haine. Using interaction-based readouts to approach the ultimate limit of detection-noise robustness for quantum-enhanced metrology in collective spin systems. *Phys. Rev. A*, 98:030303, Sep 2018. DOI: [10.1103/PhysRevA.98.030303](https://doi.org/10.1103/PhysRevA.98.030303).
- [21] S. S. Mirkhalaf, S. P. Nolan, and S. A. Haine. Robustifying twist-and-turn entanglement with interaction-based readout. *Phys. Rev. A*, 97:053618, May 2018. DOI: [10.1103/PhysRevA.97.053618](https://doi.org/10.1103/PhysRevA.97.053618).
- [22] F. Anders, L. Pezzè, A. Smerzi, and C. Klempt. Phase magnification by two-axis countertwisting for detection-noise robust interferometry. *Phys. Rev. A*, 97: 043813, Apr 2018. DOI: [10.1103/PhysRevA.97.043813](https://doi.org/10.1103/PhysRevA.97.043813).
- [23] J. Huang, M. Zhuang, B. Lu, Y. Ke, and C. Lee. Achieving Heisenberg-limited metrology with spin cat states via interaction-based readout. *Phys. Rev. A*, 98:012129, Jul 2018. DOI: [10.1103/PhysRevA.98.012129](https://doi.org/10.1103/PhysRevA.98.012129).
- [24] A. Niezgoda, D. Kajtoch, J. Dziekańska, and E. Witkowska. Optimal quantum interferometry robust to detection noise using spin-1 atomic condensates. *New Journal*

- of *Physics*, 21(9):093037, September 2019. DOI: [10.1088/1367-2630/ab4099](https://doi.org/10.1088/1367-2630/ab4099).
- [25] N. F. Ramsey. A molecular beam resonance method with separated oscillating fields. *Phys. Rev.*, 78:695–699, Jun 1950. DOI: [10.1103/PhysRev.78.695](https://doi.org/10.1103/PhysRev.78.695).
 - [26] M. Gärttner, J. G. Bohnet, A. Safavi-Naini, M. L. Wall, J. J. Bollinger, and A. M. Rey. Measuring out-of-time-order correlations and multiple quantum spectra in a trapped-ion quantum magnet. *Nature Physics*, 13(8):781–786, May 2017. DOI: [10.1038/nphys4119](https://doi.org/10.1038/nphys4119).
 - [27] A. André, A. S. Sørensen, and M. D. Lukin. Stability of atomic clocks based on entangled atoms. *Phys. Rev. Lett.*, 92:230801, Jun 2004. DOI: [10.1103/PhysRevLett.92.230801](https://doi.org/10.1103/PhysRevLett.92.230801).
 - [28] E. Davis, G. Bentsen, and M. Schleier-Smith. Approaching the Heisenberg limit without single-particle detection. *Phys. Rev. Lett.*, 116:053601, Feb 2016. DOI: [10.1103/PhysRevLett.116.053601](https://doi.org/10.1103/PhysRevLett.116.053601).
 - [29] F. Fröwis, P. Sekatski, and W. Dür. Detecting large quantum Fisher information with finite measurement precision. *Phys. Rev. Lett.*, 116:090801, Mar 2016. DOI: [10.1103/PhysRevLett.116.090801](https://doi.org/10.1103/PhysRevLett.116.090801).
 - [30] S. P. Nolan, S. S. Szigeti, and S. A. Haine. Optimal and robust quantum metrology using interaction-based readouts. *Phys. Rev. Lett.*, 119:193601, Nov 2017. DOI: [10.1103/PhysRevLett.119.193601](https://doi.org/10.1103/PhysRevLett.119.193601).
 - [31] D. Kielpinski, V. Meyer, M. A. Rowe, C. A. Sackett, W. M. Itano, C. Monroe, and D. J. Wineland. A decoherence-free quantum memory using trapped ions. *Science*, 291(5506):1013–1015, Jan 2001. DOI: [10.1126/science.1057357](https://doi.org/10.1126/science.1057357).
 - [32] C. F. Roos, M. Chwalla, K. Kim, M. Riebe, and R. Blatt. ‘Designer atoms’ for quantum metrology. *Nature*, 443(7109):316–319, Sep 2006. DOI: [10.1038/nature05101](https://doi.org/10.1038/nature05101).
 - [33] G. S. Agarwal, R. R. Puri, and R. P. Singh. Atomic Schrödinger cat states. *Phys. Rev. A*, 56:2249–2254, Sep 1997. DOI: [10.1103/PhysRevA.56.2249](https://doi.org/10.1103/PhysRevA.56.2249).
 - [34] J. P. Dowling, G. S. Agarwal, and W. P. Schleich. Wigner distribution of a general angular-momentum state: Applications to a collection of two-level atoms. *Phys. Rev. A*, 49:4101–4109, May 1994. DOI: [10.1103/PhysRevA.49.4101](https://doi.org/10.1103/PhysRevA.49.4101).
 - [35] G. S. Agarwal. Relation between atomic coherent-state representation, state multipoles, and generalized phase-space distributions. *Phys. Rev. A*, 24:2889–2896, Dec 1981. DOI: [10.1103/PhysRevA.24.2889](https://doi.org/10.1103/PhysRevA.24.2889).
 - [36] M. Schulte, C. Lisdat, P. O. Schmidt, U. Sterr, and K. Hammerer. Spin squeezing can only improve clocks with small atom number. *arXiv e-prints*, art. arXiv:1911.00882, Nov 2019.
 - [37] F. T. Arecchi, E. Courtens, R. Gilmore, and H. Thomas. Atomic coherent states in quantum optics. *Phys. Rev. A*, 6:2211–2237, Dec 1972. DOI: [10.1103/PhysRevA.6.2211](https://doi.org/10.1103/PhysRevA.6.2211).
 - [38] C. W. Helstrom. Quantum detection and estimation theory. *Journal of Statistical Physics*, 1(2):231–252, 1969. DOI: [10.1007/bf01007479](https://doi.org/10.1007/bf01007479).
 - [39] S. L. Braunstein and C. M. Caves. Statistical distance and the geometry of quantum states. *Phys. Rev. Lett.*, 72:3439–3443, May 1994. DOI: [10.1103/PhysRevLett.72.3439](https://doi.org/10.1103/PhysRevLett.72.3439).

A Signal and noise from spin characteristic functions

The matrices M and Q can be conveniently evaluated from collective spin expectation values when transforming to a spherical basis S_+, S_z, S_- and using the characteristic function approach of [37]. For the signal strength, we find

$$M = \begin{pmatrix} \frac{1}{2}[n_1 + n_2] & 0 & 0 \\ 0 & \frac{1}{2}[n_1 - n_2] & n_3 \\ 0 & n_4 & 0 \end{pmatrix} \quad (10)$$

with

$$\begin{aligned} n_1 &= \frac{N(N-1)}{2} \sin\left(\frac{\mu-\nu}{2}\right) \cos^{N-2}\left(\frac{\mu-\nu}{2}\right) \\ n_2 &= -\frac{N(N-1)}{2} \sin\left(\frac{\mu-\nu}{2}\right) \cos^{N-2}\left(\frac{\mu+\nu}{2}\right) \\ n_3 &= -\frac{N}{2} \cos^{N-1}\left(\frac{\mu}{2}\right) \\ n_4 &= \frac{N}{2} \cos^{N-1}\left(\frac{\nu}{2}\right). \end{aligned}$$

For the spin covariances, the respective matrix is

$$Q = \begin{pmatrix} \frac{1}{2}[q_1 + q_2] - q_0^2 & 0 & 0 \\ 0 & \frac{1}{2}[q_1 - q_2] & q_3 \\ 0 & q_3 & q_4 \end{pmatrix} \quad (11)$$

with

$$\begin{aligned} q_0 &= \frac{N}{2} \cos^{N-1}\left(\frac{\nu}{2}\right), \quad q_1 = \frac{N(N+1)}{4} \\ q_2 &= \frac{N(N-1)}{4} \cos^{N-2}(\nu) \\ q_3 &= \frac{N(N-1)}{4} \sin\left(\frac{\nu}{2}\right) \cos^{N-2}\left(\frac{\nu}{2}\right) \\ q_4 &= \frac{N}{4}. \end{aligned}$$

We show details of the derivation in the rest of this section and extend the calculations to collective and individual dephasing in the next section.

The spherical basis S_+, S_z, S_- for a collective spin of length $S = N/2$ includes the angular momentum ladder operators $S_{\pm} = S_x \pm i S_y$. Correspondingly, $S_x = \frac{1}{2}(S_+ + S_-)$, $S_y = \frac{1}{2i}(S_+ - S_-)$ and

$$[S_+, S_-] = 2S_z, \quad [S_z, S_{\pm}] = \pm S_{\pm}. \quad (12)$$

In the following we aim at calculating expectation values with respect to spin coherent states $|\theta, \varphi\rangle = e^{-i\theta(S_x \sin \varphi - S_y \cos \varphi)} |S\rangle_z$, where the special case $\varphi = 0$, $\theta = \pi/2$ is the initial state $|x\rangle$ of a standard Ramsey protocol after the first $\pi/2$ -pulse. Anti-normally ordered expectation values in the spherical basis, meaning that S_- is always left of S_z and both to the left of S_+ , of the general form $\langle \theta, \varphi | S_-^c e^{cS_-} S_z^b e^{bS_z} S_+^a e^{aS_+} | \theta, \varphi \rangle$, with integers a, b, c as well as arbitrary coefficients $\mathbf{a}, \mathbf{b}, \mathbf{c}$, can be calculated via derivatives of a spin characteristic function [37]. Explicitly,

$$\langle \theta, \varphi | S_-^c e^{cS_-} S_z^b e^{bS_z} S_+^a e^{aS_+} | \theta, \varphi \rangle = \partial_{\alpha}^a \partial_{\beta}^b \partial_{\gamma}^c X_A(\alpha, \beta, \gamma) \big|_{\alpha=\mathbf{a}, \beta=\mathbf{b}, \gamma=\mathbf{c}} \quad (13)$$

with the anti-normally ordered spin characteristic function [37]

$$\begin{aligned} X_A(\alpha, \beta, \gamma) &= \langle \theta, \varphi | e^{\gamma S_-} e^{\beta S_z} e^{\alpha S_+} | \theta, \varphi \rangle \\ &= \left[e^{-\beta/2} \cos^2(\theta/2) + e^{\beta/2} (\sin(\theta/2) e^{-i\varphi} + \alpha \cos(\theta/2)) (\sin(\theta/2) e^{i\varphi} + \gamma \cos(\theta/2)) \right]^{2S}. \end{aligned} \quad (14)$$

Using the transformation matrix

$$A = \begin{pmatrix} \frac{1}{2} & 0 & \frac{1}{2} \\ \frac{1}{2i} & 0 & -\frac{1}{2i} \\ 0 & 1 & 0 \end{pmatrix} \quad \text{and} \quad M_s = i \begin{pmatrix} \langle [S_+(\mu), S_+(\nu)] \rangle & \langle [S_+(\mu), S_z(\nu)] \rangle & \langle [S_+(\mu), S_-(\nu)] \rangle \\ \langle [S_z(\mu), S_+(\nu)] \rangle & \langle [S_z(\mu), S_z(\nu)] \rangle & \langle [S_z(\mu), S_-(\nu)] \rangle \\ \langle [S_-(\mu), S_+(\nu)] \rangle & \langle [S_-(\mu), S_z(\nu)] \rangle & \langle [S_-(\mu), S_-(\nu)] \rangle \end{pmatrix}, \quad (15)$$

the matrix M is related to its counterpart M_s in the spherical basis via $M = AM_s A^T$. In the same way the covariance variance Q can be expressed as $Q = AQ_s A^T$ with

$$Q_s = \frac{1}{2} \begin{pmatrix} \langle [S_+(\nu), S_+(\nu)]_+ \rangle & \langle [S_+(\nu), S_z(\nu)]_+ \rangle & \langle [S_+(\nu), S_-(\nu)]_+ \rangle \\ \langle [S_z(\nu), S_+(\nu)]_+ \rangle & \langle [S_z(\nu), S_z(\nu)]_+ \rangle & \langle [S_z(\nu), S_-(\nu)]_+ \rangle \\ \langle [S_-(\nu), S_+(\nu)]_+ \rangle & \langle [S_-(\nu), S_z(\nu)]_+ \rangle & \langle [S_-(\nu), S_-(\nu)]_+ \rangle \end{pmatrix} - \vec{j} \vec{j}^T$$

where $\vec{j} = (\langle S_+(\nu) \rangle, \langle S_z(\nu) \rangle, \langle S_-(\nu) \rangle)^T$ and $[\cdot, \cdot]_+$ denotes the anti-commutator.

To calculate the expectation values therein, they have to be brought into anti-normal order before using Eq. (13). For this we use that the transformed operators $S_{(+,z,-)}(\mu) = T_\mu^\dagger S_{(+,z,-)} T_\mu$ are $S_z(\mu) = S_z$ and

$$S_\pm(\mu) = e^{i\mu/2} S_\pm e^{\pm i\mu S_z} = e^{-i\mu/2} e^{\pm i\mu S_z} S_\pm. \quad (16)$$

Furthermore, the transformations

$$e^{i\mu S_z} S_\pm e^{-i\mu S_z} = e^{\pm i\mu} S_\pm, \quad e^{-i\mu S_z} S_\pm e^{i\mu S_z} = e^{\mp i\mu} S_\pm \quad (17)$$

$$\Rightarrow S_+ e^{\pm i\mu S_z} = e^{\mp i\mu} e^{\pm i\mu S_z} S_+, \quad e^{\pm i\mu S_z} S_- = e^{\mp i\mu} S_- e^{\pm i\mu S_z} \quad (18)$$

are applied to obtain anti-normal ordering. With this, we find for the first order moments

$$\langle S_+(\nu) \rangle = e^{-i\nu/2} \langle e^{i\nu S_z} S_+ \rangle = e^{-i\nu/2} \partial_\alpha X_A|_{\alpha=\gamma=0, \beta=i\nu} \quad (19)$$

$$\langle S_z(\nu) \rangle = \langle S_z \rangle = \partial_\beta X_A|_{\alpha=\beta=\gamma=0} \quad (20)$$

$$\langle S_-(\nu) \rangle = e^{i\nu/2} \langle S_- e^{-i\nu S_z} \rangle = e^{i\nu/2} \partial_\gamma X_A|_{\alpha=\gamma=0, \beta=-i\nu} \quad (21)$$

and all expectation values are with respect to the coherent spin state $|\theta, \varphi\rangle$. For the symmetric second order moments:

$$\begin{aligned} \langle [S_+(\nu), S_+(\nu)]_+ \rangle &= 2\langle S_+(\nu) S_+(\nu) \rangle \\ &= 2e^{-i2\nu} \langle e^{i2\nu S_z} S_+^2 \rangle \\ &= 2e^{-i2\nu} \partial_\alpha \partial_\alpha X_A|_{\alpha=\gamma=0, \beta=i2\nu} \end{aligned} \quad (22)$$

$$\begin{aligned} \langle [S_+(\nu), S_z(\nu)]_+ \rangle &= \langle S_+(\nu) S_z + S_z S_+(\nu) \rangle \\ &= e^{-i\nu/2} \langle 2 S_z e^{i\nu S_z} S_+ - e^{i\nu S_z} S_+ \rangle \\ &= e^{-i\nu/2} \left\{ 2 \partial_\beta \partial_\alpha X_A|_{\alpha=\gamma=0, \beta=i\nu} - \partial_\alpha X_A|_{\alpha=\gamma=0, \beta=i\nu} \right\} \end{aligned} \quad (23)$$

$$\begin{aligned} \langle [S_+(\nu), S_-(\nu)]_+ \rangle &= \langle [S_+, S_-]_+(\nu) \rangle \\ &= 2\langle S_- S_+ + S_z \rangle \\ &= 2 \left\{ \partial_\gamma \partial_\alpha X_A|_{\alpha=\beta=\gamma=0} + \partial_\beta X_A|_{\alpha=\beta=\gamma=0} \right\} \end{aligned} \quad (24)$$

$$\langle [S_z(\nu), S_+(\nu)]_+ \rangle = \langle [S_+(\nu), S_z(\nu)]_+ \rangle \quad (25)$$

$$\begin{aligned} \langle [S_z(\nu), S_z(\nu)]_+ \rangle &= 2\langle S_z^2 \rangle \\ &= 2 \partial_\beta \partial_\beta X_A|_{\alpha=\beta=\gamma=0} \end{aligned} \quad (26)$$

$$\begin{aligned} \langle [S_z(\nu), S_-(\nu)]_+ \rangle &= \langle S_z S_-(\nu) + S_-(\nu) S_z \rangle \\ &= e^{i\nu/2} \langle 2 S_- S_z e^{-i\nu S_z} - S_- e^{-i\nu S_z} \rangle \\ &= e^{i\nu/2} \left\{ 2 \partial_\beta \partial_\gamma X_A|_{\alpha=\gamma=0, \beta=-i\nu} - \partial_\gamma X_A|_{\alpha=\gamma=0, \beta=-i\nu} \right\} \end{aligned} \quad (27)$$

$$\langle [S_-(\nu), S_+(\nu)]_+ \rangle = \langle [S_+(\nu), S_-(\nu)]_+ \rangle \quad (28)$$

$$\langle [S_-(\nu), S_z(\nu)]_+ \rangle = \langle [S_z(\nu), S_-(\nu)]_+ \rangle \quad (29)$$

$$\begin{aligned} \langle [S_-(\nu), S_-(\nu)]_+ \rangle &= 2\langle S_-(\nu)S_-(\nu) \rangle \\ &= 2e^{i2\nu} \langle S_-^2 e^{-i2\nu S_z} \rangle \\ &= 2e^{i2\nu} \partial_\gamma \partial_\gamma X_A|_{\alpha=\gamma=0, \beta=-i2\nu} \end{aligned} \quad (30)$$

Finally, the moments for the commutators are:

$$\begin{aligned} \langle [S_+(\mu), S_+(\nu)] \rangle &= \langle S_+(\mu)S_+(\nu) - S_+(\nu)S_+(\mu) \rangle \\ &= e^{-i(\mu+\nu)/2} (e^{-i\nu} - e^{-i\mu}) \langle e^{i(\mu+\nu)S_z} S_+^2 \rangle \\ &= e^{-i(\mu+\nu)/2} (e^{-i\nu} - e^{-i\mu}) \partial_\alpha \partial_\alpha X_A|_{\alpha=\gamma=0, \beta=i(\mu+\nu)} \end{aligned} \quad (31)$$

$$\begin{aligned} \langle [S_+(\mu), S_z(\nu)] \rangle &= \langle S_+(\mu)S_z - S_z S_+(\mu) \rangle \\ &= -e^{-i\mu/2} \langle e^{i\mu S_z} S_+ \rangle \\ &= -e^{-i\mu/2} \partial_\alpha X_A|_{\alpha=\gamma=0, \beta=i\mu} \end{aligned} \quad (32)$$

$$\begin{aligned} \langle [S_+(\mu), S_-(\nu)] \rangle &= \langle S_+(\mu)S_-(\nu) - S_-(\nu)S_+(\mu) \rangle \\ &= e^{-i(\mu-\nu)/2} \langle 2S_z e^{i(\mu-\nu)S_z} + (e^{-i(\mu-\nu)} - 1) S_- e^{i(\mu-\nu)S_z} S_+ \rangle \\ &= e^{-i(\mu-\nu)/2} \left\{ 2\partial_\beta X_A|_{\alpha=\gamma=0, \beta=i(\mu-\nu)} + (e^{-i(\mu-\nu)} - 1) \partial_\gamma \partial_\alpha X_A|_{\alpha=\gamma=0, \beta=i(\mu-\nu)} \right\} \end{aligned} \quad (33)$$

$$\begin{aligned} \langle [S_z(\mu), S_+(\nu)] \rangle &= \langle S_z S_+(\nu) - S_+(\nu)S_z \rangle \\ &= -\langle [S_+(\nu), S_z] \rangle \\ &= e^{-i\nu/2} \partial_\alpha X_A|_{\alpha=\gamma=0, \beta=i\nu} \end{aligned} \quad (34)$$

$$\langle [S_z(\mu), S_z(\nu)] \rangle = \langle [S_z, S_z] \rangle = 0 \quad (35)$$

$$\begin{aligned} \langle [S_z(\mu), S_-(\nu)] \rangle &= \langle S_z S_-(\nu) - S_-(\nu)S_z \rangle \\ &= -e^{i\nu/2} \langle S_- e^{-i\nu S_z} \rangle \\ &= -e^{i\nu/2} \partial_\gamma X_A|_{\alpha=\gamma=0, \beta=-i\nu} \end{aligned} \quad (36)$$

$$\begin{aligned} \langle [S_-(\mu), S_+(\nu)] \rangle &= \langle S_-(\mu)S_+(\nu) - S_+(\nu)S_-(\mu) \rangle \\ &= e^{i(\mu-\nu)/2} \langle (1 - e^{i(\mu-\nu)}) S_- e^{-i(\mu-\nu)S_z} S_+ - 2S_z e^{-i(\mu-\nu)S_z} \rangle \\ &= e^{i(\mu-\nu)/2} \left\{ (1 - e^{i(\mu-\nu)}) \partial_\alpha \partial_\gamma X_A|_{\alpha=\gamma=0, \beta=-i(\mu-\nu)} - 2\partial_\beta X_A|_{\alpha=\gamma=0, \beta=-i(\mu-\nu)} \right\} \end{aligned} \quad (37)$$

$$\begin{aligned} \langle [S_-(\mu), S_z(\nu)] \rangle &= -\langle [S_z, S_-(\mu)] \rangle \\ &= e^{i\mu/2} \langle S_- e^{-i\mu S_z} \rangle \\ &= e^{i\mu/2} \partial_\gamma X_A|_{\alpha=\gamma=0, \beta=-i\mu} \end{aligned} \quad (38)$$

$$\begin{aligned} \langle [S_-(\mu), S_-(\nu)] \rangle &= \langle S_-(\mu)S_-(\nu) - S_-(\nu)S_-(\mu) \rangle \\ &= e^{i(\mu+\nu)/2} (e^{i\mu} - e^{i\nu}) \langle S_-^2 e^{-i(\mu+\nu)S_z} \rangle \\ &= e^{i(\mu+\nu)/2} (e^{i\mu} - e^{i\nu}) \partial_\gamma \partial_\gamma X_A|_{\alpha=\gamma=0, \beta=-i(\mu+\nu)} \end{aligned} \quad (39)$$

With the characteristic function

$$X_A(0, \pi/2) = \left[\frac{1}{2}e^{-\beta/2} + \frac{1}{2}e^{\beta/2}(1 + \alpha)(1 + \gamma) \right]^{2S} \quad (40)$$

we then find

$$\begin{pmatrix} \langle S_+(\nu) \rangle \\ \langle S_z(\nu) \rangle \\ \langle S_-(\nu) \rangle \end{pmatrix} = \begin{pmatrix} q_0 \\ 0 \\ q_0 \end{pmatrix} \quad (41)$$

with $q_0 = S \cos^{2S-1}(\frac{\nu}{2})$. Likewise one finds

$$Q_s = \begin{pmatrix} q_2 & i q_3 & q_1 \\ i q_3 & q_4 & -i q_3 \\ q_1 & -i q_3 & q_2 \end{pmatrix} - \begin{pmatrix} q_0 \\ 0 \\ q_0 \end{pmatrix} (q_0, 0, q_0) \quad (42)$$

and thus

$$Q = A Q_s A^T = \begin{pmatrix} \frac{1}{2}[q_1 + q_2] - q_0^2 & 0 & 0 \\ 0 & \frac{1}{2}[q_1 - q_2] & q_3 \\ 0 & q_3 & q_4 \end{pmatrix} \quad (43)$$

as well as

$$M_s = \begin{pmatrix} n_2 & i n_3 & n_1 \\ i n_4 & 0 & -i n_4 \\ n_1 & -i n_3 & n_2 \end{pmatrix} \quad \text{and} \quad M = A M_s A^T = \begin{pmatrix} \frac{1}{2}[n_1 + n_2] & 0 & 0 \\ 0 & \frac{1}{2}[n_1 - n_2] & n_3 \\ 0 & n_4 & 0 \end{pmatrix} \quad (44)$$

in accord to the results stated initially.

B Expectation values with dephasing

This section contains details on calculating spin expectation values with dephasing noise. The OAT dynamics in the case of collective dephasing is given by the master equation

$$\dot{\rho} = -i[H, \rho] + \gamma_C \mathcal{L}_C[\rho] \quad (45)$$

with $H = \chi S_z^2$, $\mathcal{L}_C[\rho] = S_z \rho S_z - \frac{1}{2} S_z^2 \rho - \frac{1}{2} \rho S_z^2$ and the dephasing rate γ_C . Likewise, individual dephasing is described by the master equation

$$\dot{\rho} = -i[H, \rho] + \gamma_I \mathcal{L}_I[\rho] \quad (46)$$

with $H = \chi S_z^2$ and $\mathcal{L}_I[\rho] = \sum_{k=1}^N \sigma_z^k \rho \sigma_z^k - \rho$ where $\gamma_I > 0$ is the individual dephasing rate, equal for all particles. The formal solution for collective dephasing is

$$\rho(t) = T_\mu e^{\sigma \frac{|\mu|}{2} \mathcal{L}_C} [\rho_0] T_\mu^\dagger = e^{\sigma \frac{|\mu|}{2} \mathcal{L}_C} [T_\mu \rho_0 T_\mu^\dagger] \quad (47)$$

from an initial state ρ_0 and with $\sigma = |\gamma_C|/|\chi|$. For individual dephasing we find

$$\rho(t) = T_\mu e^{\Sigma \frac{|\mu|}{2} \mathcal{L}_I} [\rho_0] T_\mu^\dagger = e^{\Sigma \frac{|\mu|}{2} \mathcal{L}_I} [T_\mu \rho_0 T_\mu^\dagger] \quad (48)$$

where $\Sigma = |\gamma_I|/|\chi|$. Expectation values of any operator A are then

$$\langle A \rangle = \text{tr} \{ A \rho(t) \} = \text{tr} \left\{ A e^{\sigma \frac{|\mu|}{2} \mathcal{L}_C} [T_\mu \rho_0 T_\mu^\dagger] \right\} = \text{tr} \left\{ T_\mu^\dagger e^{\sigma \frac{|\mu|}{2} \mathcal{L}_C^\dagger} [A] T_\mu \rho_0 \right\}. \quad (49)$$

Here, \mathcal{L}^\dagger is the adjoint Lindblad operator, defined via

$$\text{tr} \{ A \mathcal{L}[B] \} = \text{tr} \{ \mathcal{L}^\dagger[A] B \} \quad (50)$$

so that

$$\mathcal{L}^\dagger[A] = L^\dagger AL - \frac{1}{2}L^\dagger LA - \frac{1}{2}AL^\dagger L \quad (51)$$

given

$$\mathcal{L}[A] = LAL^\dagger - \frac{1}{2}L^\dagger LA - \frac{1}{2}AL^\dagger L. \quad (52)$$

For both, collective and individual dephasing, this simplifies to $\mathcal{L}^\dagger = \mathcal{L}_C$ and $\mathcal{L}^\dagger = \mathcal{L}_I$. For the protocols of the main text this allows to evaluate the expectation values

$$\langle S_-^{k-} S_z^{kz} S_+^{k+} \rangle|_{\phi=0} = \text{tr} \left\{ T_\nu^\dagger e^{\sigma \frac{|\mu|}{2} \mathcal{L}} \left[e^{\sigma \frac{|\nu-\mu|}{2} \mathcal{L}} [S_-^{k-} S_z^{kz} S_+^{k+}] \right] T_\nu \rho_0 \right\} \quad (53)$$

required for the spin covariance matrix as well as the slope

$$\begin{aligned} \frac{\partial \langle S_{\vec{m}} \rangle}{\partial \phi} \Big|_{\phi=0} &= \frac{\partial}{\partial \phi} \left(\sum_k \text{tr} \left\{ m_k S_k e^{\sigma \frac{|\nu-\mu|}{2} \mathcal{L}} \left[T_{\nu-\mu} e^{-i\phi \sum_l n_l S_l} e^{\sigma \frac{|\mu|}{2} \mathcal{L}} [T_\mu \rho_0 T_\mu^\dagger] e^{i\phi \sum_l n_l S_l} T_{\nu-\mu}^\dagger \right] \right\} \right) \Big|_{\phi=0} \\ &= i \sum_{l,k} n_l M_{lk} m_k \end{aligned}$$

with

$$M_{l,k} = \text{tr} \left\{ T_\mu^\dagger e^{\sigma \frac{|\mu|}{2} \mathcal{L}} \left[[S_l, T_{\nu-\mu}^\dagger e^{\sigma \frac{|\nu-\mu|}{2} \mathcal{L}} [S_k] T_{\nu-\mu}] \right] T_\mu \rho \right\}. \quad (54)$$

(The same applies for individual dephasing with $\sigma \leftrightarrow \Sigma$ and $\mathcal{L} \leftrightarrow \mathcal{L}'$.) The expectation values presented here can now be reduced to their noiseless version by explicitly evaluating the transformed operators. At this point however we have to separate collective and individual dephasing. For collective dephasing the following holds: First, it is clear that $e^{\sigma \frac{|\mu|}{2} \mathcal{L}} [S_z] = S_z$ and from the commutation relations (12) it follows that $e^{\sigma \frac{|\mu|}{2} \mathcal{L}} [S_\pm] = e^{-\sigma \frac{|\mu|}{4}} S_\pm$. Repeated application of the commutation relations then also gives

$$e^{\sigma \frac{|\mu|}{2} \mathcal{L}} [S_\pm^2] = e^{-\sigma |\mu|} S_\pm^2 \quad (55)$$

$$e^{\sigma \frac{|\mu|}{2} \mathcal{L}} [S_\pm S_z] = e^{-\sigma \frac{|\mu|}{4}} S_\pm S_z \quad (56)$$

$$e^{\sigma \frac{|\mu|}{2} \mathcal{L}} [S_z S_\pm] = e^{-\sigma \frac{|\mu|}{4}} S_z S_\pm \quad (57)$$

$$e^{\sigma \frac{|\mu|}{2} \mathcal{L}} [S_\pm S_\mp] = S_\pm S_\mp \quad (58)$$

which allows to express all expectation values to the ones with $\sigma = 0$ and appropriate exponential damping factors. With this, we find

$$\begin{pmatrix} \langle S_+(\nu) \rangle \\ \langle S_z(\nu) \rangle \\ \langle S_-(\nu) \rangle \end{pmatrix} = \begin{pmatrix} \tilde{q}_0 \\ 0 \\ \tilde{q}_0 \end{pmatrix} \quad (59)$$

with, again, $\tilde{q}_0 = e^{-\sigma \frac{|\nu-\mu|+|\mu|}{4}} S \cos^{2S-1}(\frac{\nu}{2})$.

Likewise one finds

$$\tilde{Q}_s = \begin{pmatrix} \tilde{q}_2 & i\tilde{q}_3 & \tilde{q}_1 \\ i\tilde{q}_3 & \tilde{q}_4 & -i\tilde{q}_3 \\ \tilde{q}_1 & -i\tilde{q}_3 & \tilde{q}_2 \end{pmatrix} - \begin{pmatrix} \tilde{q}_0 \\ 0 \\ \tilde{q}_0 \end{pmatrix} (\tilde{q}_0, 0, \tilde{q}_0) \quad (60)$$

and thus

$$\tilde{Q} = A \tilde{Q}_s A^T = \begin{pmatrix} \frac{1}{2}[\tilde{q}_1 + \tilde{q}_2] - \tilde{q}_0^2 & 0 & 0 \\ 0 & \frac{1}{2}[\tilde{q}_1 - \tilde{q}_2] & \tilde{q}_3 \\ 0 & \tilde{q}_3 & \tilde{q}_4 \end{pmatrix} \quad (61)$$

with

$$\begin{aligned}\tilde{q}_1 &= q_1 = S^2 + \frac{S}{2}, \quad \tilde{q}_2 = e^{-\sigma(|\nu-\mu|+|\mu|)} \frac{S}{2} (2S-1) \cos(\nu)^{2S-2}, \\ \tilde{q}_3 &= e^{-\sigma \frac{|\nu-\mu|+|\mu|}{4}} \frac{S}{2} (2S-1) \cos\left(\frac{\nu}{2}\right)^{2S-2} \sin\left(\frac{\nu}{2}\right) \quad \text{and} \quad \tilde{q}_4 = q_4 = \frac{S}{2}.\end{aligned}\quad (62)$$

Finally,

$$\tilde{M}_s = \begin{pmatrix} \tilde{n}_2 & i\tilde{n}_3 & \tilde{n}_1 \\ i\tilde{n}_4 & 0 & -i\tilde{n}_4 \\ \tilde{n}_1 & -i\tilde{n}_3 & \tilde{n}_2 \end{pmatrix} \quad \text{and} \quad \tilde{M} = A\tilde{M}_s A^T = \begin{pmatrix} \frac{1}{2}[\tilde{n}_1 + \tilde{n}_2] & 0 & 0 \\ 0 & \frac{1}{2}[\tilde{n}_1 - \tilde{n}_2] & \tilde{n}_3 \\ 0 & \tilde{n}_4 & 0 \end{pmatrix} \quad (63)$$

with

$$\tilde{n}_1 = e^{-\sigma \frac{|\nu-\mu|}{4}} S(2S-1) \sin\left(\frac{\mu-\nu}{2}\right) \cos\left(\frac{\mu-\nu}{2}\right)^{2S-2}, \quad \tilde{n}_2 = -e^{-\sigma \frac{|\nu-\mu|+|\mu|}{4}} S(2S-1) \sin\left(\frac{\mu-\nu}{2}\right) \cos\left(\frac{\mu+\nu}{2}\right)^{2S-2}, \quad (64)$$

$$\tilde{n}_3 = -e^{-\sigma \frac{|\mu|}{4}} S \cos\left(\frac{\mu}{2}\right)^{2S-1} \quad \text{and} \quad \tilde{n}_4 = e^{-\sigma \frac{|\nu-\mu|+|\mu|}{4}} S \cos\left(\frac{\nu}{2}\right)^{2S-1}. \quad (65)$$

A similar study shows that for individual dephasing the operators transform as

$$e^{\Sigma \frac{|\mu|}{2} \mathcal{L}'} [S_z] = S_z \quad (66)$$

$$e^{\Sigma \frac{|\mu|}{2} \mathcal{L}'} [S_{\pm}] = e^{-\Sigma|\mu|} S_{\pm} \quad (67)$$

$$e^{\Sigma \frac{|\mu|}{2} \mathcal{L}'} [S_{\pm}^2] = e^{-2\Sigma|\mu|} S_{\pm}^2 \quad (68)$$

$$e^{\Sigma \frac{|\mu|}{2} \mathcal{L}'} [S_{\pm} S_z] = e^{-\Sigma|\mu|} S_{\pm} S_z \quad (69)$$

$$e^{\Sigma \frac{|\mu|}{2} \mathcal{L}'} [S_z S_{\pm}] = e^{-\Sigma|\mu|} S_z S_{\pm} \quad (70)$$

$$e^{\Sigma \frac{|\mu|}{2} \mathcal{L}'} [S_{\pm} S_{\mp}] = e^{-2\Sigma|\mu|} \left[S_{\pm} S_{\mp} + \left(\frac{N}{2} \pm S_z \right) (e^{2\Sigma|\mu|} - 1) \right] \quad (71)$$

With this, we find

$$\begin{pmatrix} \langle S_+(\nu) \rangle \\ \langle S_z(\nu) \rangle \\ \langle S_-(\nu) \rangle \end{pmatrix} = \begin{pmatrix} q'_0 \\ 0 \\ q'_0 \end{pmatrix} \quad (72)$$

with $q'_0 = e^{-\Sigma(|\nu-\mu|+|\mu|)} q_0$.

Further

$$Q'_s = \begin{pmatrix} q'_2 & i q'_3 & q'_1 \\ i q'_3 & q'_4 & -i q'_3 \\ q'_1 & -i q'_3 & q'_2 \end{pmatrix} - \begin{pmatrix} q'_0 \\ 0 \\ q'_0 \end{pmatrix} (q'_0, 0, q'_0) \quad (73)$$

and thus

$$Q' = A Q'_s A^T = \begin{pmatrix} \frac{1}{2}[q'_1 + q'_2] - q_0'^2 & 0 & 0 \\ 0 & \frac{1}{2}[q'_1 - q'_2] & q'_3 \\ 0 & q'_3 & q'_4 \end{pmatrix} \quad (74)$$

with

$$\begin{aligned}q'_1 &= e^{-2\Sigma(|\nu-\mu|+|\mu|)} q_1 + N/2(1 - e^{-2\Sigma(|\nu-\mu|+|\mu|)}), \quad q'_2 = e^{-2\Sigma(|\nu-\mu|+|\mu|)} q_2, \\ q'_3 &= e^{-\Sigma(|\nu-\mu|+|\mu|)} q_3 \quad \text{and} \quad q'_4 = q_4.\end{aligned} \quad (75)$$

Finally,

$$M'_s = \begin{pmatrix} n'_2 & i n'_3 & n'_1 \\ i n'_4 & 0 & -i n'_4 \\ n'_1 & -i n'_3 & n'_2 \end{pmatrix} \quad \text{and} \quad M' = A M'_s A^T = \begin{pmatrix} \frac{1}{2}[n'_1 + n'_2] & 0 & 0 \\ 0 & \frac{1}{2}[n'_1 - n'_2] & n'_3 \\ 0 & n'_4 & 0 \end{pmatrix} \quad (76)$$

with

$$n'_1 = e^{-\Sigma(|\nu-\mu|+2|\mu|)} n_1, \quad n'_2 = e^{-\Sigma(|\nu-\mu|+2|\mu|)} n_2, \quad (77)$$

$$n'_3 = e^{-\Sigma|\mu|} n_3 \quad \text{and} \quad n'_4 = e^{-\Sigma(|\nu-\mu|+|\mu|)} n_4. \quad (78)$$

C Review of quantum metrological sensitivity bounds with OAT

A fundamental bound to the achievable phase sensitivity is given by the quantum Cramér-Rao bound [38]

$$\Delta\phi \geq \frac{1}{\sqrt{\mathcal{F}_Q[\rho_0, H]}} \quad (79)$$

this implies

$$\left(\Delta\phi^{-1}\right)^2 \leq \mathcal{F}_Q[\rho_0, H] \quad (80)$$

where $\mathcal{F}_Q[\rho_0, H]$ denotes the quantum Fisher information of a state ρ_0 onto which the phase is imprinted by the Hermitian operator H . In this case, using the spectral decomposition $\rho_0 = \sum_{\kappa} p_{\kappa} |\kappa\rangle\langle\kappa|$ with eigenvalues $p_{\kappa} \geq 0$ and associated eigenvectors $|\kappa\rangle$, the quantum Fisher information can be expressed as [7, 39]

$$\mathcal{F}_Q[\rho_0, H] = 2 \sum_{\substack{\kappa, \kappa' \\ p_{\kappa} + p_{\kappa'} > 0}} \frac{(p_{\kappa} - p_{\kappa'})^2}{p_{\kappa} + p_{\kappa'}} |\langle\kappa'|H|\kappa\rangle|^2. \quad (81)$$

Here we only consider the case of initial states created via OAT, with or without collective dephasing, and unitary rotations with $H = S_{\vec{n}}$ imprinting the phase. Without collective dephasing noise, i.e. $\rho_0 = T_{\mu}|\mathbf{x}\rangle\langle\mathbf{x}|T_{\mu}^{\dagger}$, it is known that the largest quantum Fisher information is [7]

$$\max_{\vec{n}} \mathcal{F}_Q[\rho_0, S_{\vec{n}}] = \max \left\{ N + \frac{N(N-1)}{4} \left(A + \sqrt{A^2 + B^2} \right), N^2 \left(1 - \cos^{2N-2}(\mu/2) \right) - \frac{N(N-1)A}{2} \right\} \quad (82)$$

with $A = 1 - \cos^{N-2}(\mu)$, $B = 4 \sin(\mu/2) \cos^{N-2}(\mu/2)$. When including dephasing, in the form of the master equation (9), the density matrix can be expressed in the Dicke basis as

$$\rho = \sum_{m, m' = -N/2}^{N/2} e^{-i(m^2 - m'^2)\mu/2 - \sigma(m - m')^2|\mu|/4} c_m(\theta, \varphi) c_{m'}^*(\theta, \varphi) |m\rangle\langle m'| \quad (83)$$

with the coefficients

$$c_m(\theta, \varphi) = \left(\frac{N}{N/2 + m} \right)^{1/2} \sin^{N/2+m}(\theta/2) \cos^{N/2-m}(\theta/2) e^{-i(N/2+m)\varphi} \quad (84)$$

of the coherent spin state $|\varphi, \theta\rangle$ in the Dicke basis [37]. The quantum Fisher information for the dephased initial state can then be evaluated by numerically diagonalizing ρ based on Eq. 83 and optimizing the right hand side of Eq. 81, with $H = S_{\vec{n}}$, over all directions \vec{n} .

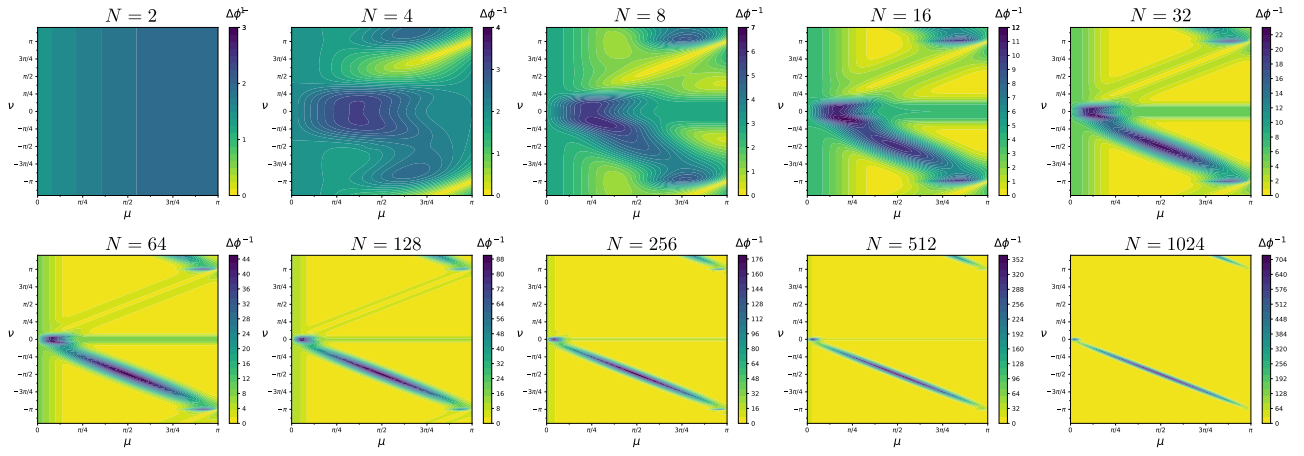


Figure 6: Extended view of the enhancement landscapes, for $N = 2 - 1024$.

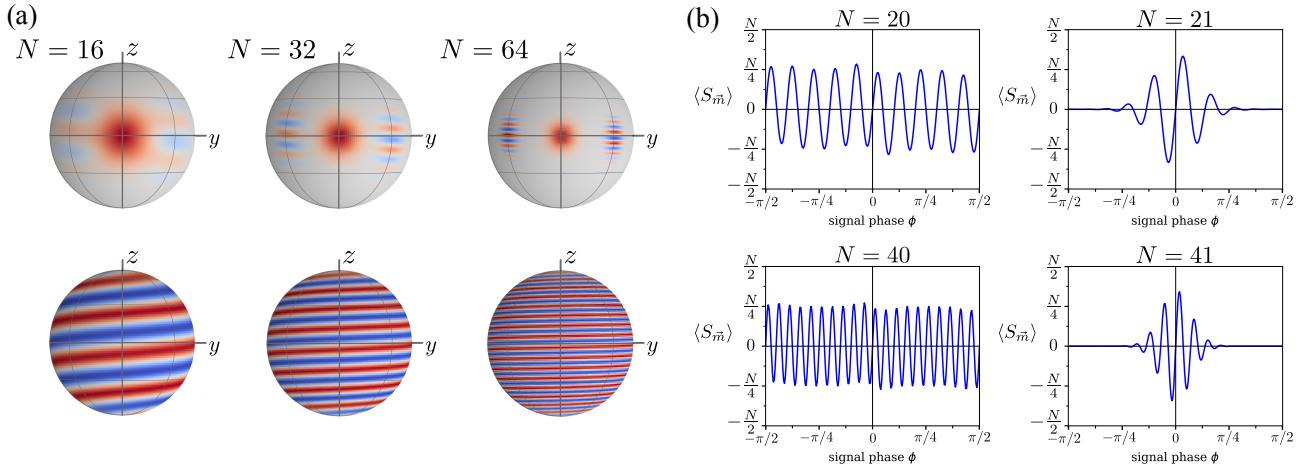


Figure 7: (a) Finer features appearing on the Wigner functions for the state $|\psi\rangle T_{-\mu} R_y(\phi) T_{\mu} |x\rangle$ (upper row) and the measurement operator $T_{\nu}^{\dagger} S_y T_{\nu}$ (lower row). (b) OUT signals beyond $\phi \ll 1$. Even particle numbers show an N -fold increased oscillation whereas odd particle numbers experience a strong signal for small phases and subsequent attenuation.