

Minimum-cost integer circulations in given homology classes

Sarah Morell¹, Ina Seidel², and Stefan Weltge²

¹*Technical University of Berlin, Germany*

²*Technical University of Munich, Germany*

December 21, 2024

Abstract

Let D be a directed graph cellularly embedded in a surface together with non-negative costs on its arcs. Given any integer circulation in D , we study the problem of finding a minimum-cost non-negative integer circulation in D that is homologous over the integers to the given circulation. A special case of this problem arises in recent work on the stable set problem for graphs with bounded odd cycle packing number, in which the surface is non-orientable.

For *orientable* surfaces, polynomial-time algorithms have been obtained for different variants of this problem. We complement these results by showing that the convex hull of feasible solutions has a very simple polyhedral description.

In contrast, only little seems to be known about the case of *non-orientable* surfaces. We show that the problem is strongly NP-hard for general non-orientable surfaces, and give a polynomial-time algorithm for surfaces of fixed genus. For the latter, the problem is recast as a special integer program, which can be efficiently solved using proximity results and dynamic programming.

1 Introduction

Finding optimal subgraphs of a surface-embedded graph that satisfy certain topological properties is a basic subject in topological graph theory and an important ingredient in many algorithms, see, e.g., [9, §1]. Motivated by recent work of Conforti, Fiorini, Joret, Huynh, and the third author [4, 5], we study a variant of the minimum-cost circulation problem with such an additional topological constraint. In [4, 5], it was crucially exploited that the stable set problem for graphs with bounded genus and bounded odd cycle packing number can be efficiently reduced to the below-stated Problem 1. While the standard minimum-cost circulation problem is among the most-studied problems in combinatorial optimization, much less seems to be known about this version.

Problem 1. Given a directed graph D cellularly embedded in a surface together with non-negative costs on its arcs and any integer circulation y in D , find a minimum-cost non-negative integer circulation in D that is \mathbb{Z} -homologous to y .

Here, a circulation x is said to be \mathbb{Z} -homologous to y if their difference $x - y$ is a linear combination of facial circulations with integer coefficients, where a *facial circulation* is a circulation that sends one unit along the boundary of a single face, see Figure 1. If $x - y$ is a linear combination of facial circulations with real coefficients, we say that x is \mathbb{R} -homologous to y . As an example, if y is the all-zeros circulation, then y itself is clearly an optimal solution to Problem 1. However, for general y the all-zeros circulation might not be feasible. In fact, if the surface is different from the sphere and the projective plane, then there are actually infinitely many homology classes, and their characterization is a basic subject in algebraic topology. We will provide more formal definitions in Section 2.

The aim of this work is to introduce this problem to the combinatorial optimization community, with a particular emphasis on the case in which the surface is *non-orientable*. While we complement

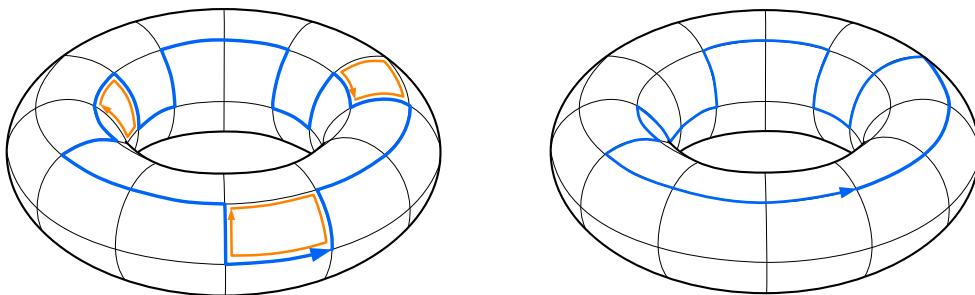


Figure 1: The circulations that send one unit along the blue directed cycles on the torus are \mathbb{Z} -homologous. In fact, their difference is the sum of three facial circulations which are depicted in orange.

existing results for orientable surfaces and show that the underlying polyhedra are actually easy to describe, only little seems to be known in the case of non-orientable surfaces, which arises in recent connections to the stable set problem [4, 5]. We will derive a polynomial-time algorithm in this case for surfaces of fixed genus and, on the other hand, show that the problem becomes NP-hard for general non-orientable surfaces.

For the case of *orientable* surfaces, Chambers, Erickson, and Nayyeri [3] show that Problem 1 can be solved in polynomial time. Their approach is based on an exponential-size linear program that can be solved using the ellipsoid method in near-linear time, provided that the surface has small genus. Dey, Hirani, and Krishnamoorthy [6] consider a variant of Problem 1 defined on simplicial complexes of arbitrary dimension, in which the (weighted) ℓ_1 -norm of a chain homologous to y is to be minimized. For the case of an orientable surface, they derive a polynomial-time algorithm that is based on a linear program defined by a totally unimodular matrix.

We complement these results by showing that the convex hull of feasible solutions to Problem 1 has a very simple polyhedral description. To this end, notice that Problem 1 asks for minimizing a linear objective over the convex hull of all non-negative integer circulations in D that are \mathbb{Z} -homologous to y . We will denote this polyhedron by $P(D, y)$. Moreover, let $P(D)$ be the convex hull of non-negative integer circulations in D , which has a simple linear description. Notice that any integer circulation x that is \mathbb{Z} -homologous to y must also be \mathbb{R} -homologous to y . In other words, x must be contained in the affine subspace of all circulations that are \mathbb{R} -homologous to y , which we denote by $L(D, y)$. Surprisingly, it turns out that it suffices to add the equations defining $L(D, y)$ to a description of $P(D)$ in order to obtain one for $P(D, y)$.

Theorem 2. *Let D be a graph that is cellularly embedded in an orientable surface and let y be any integer circulation in D . Then, $P(D, y) = P(D) \cap L(D, y)$.*

We will also provide an explicit description for $L(D, y)$ later. Unfortunately, Theorem 2 does not hold for non-orientable surfaces. In fact, we show that Problem 1 becomes inherently more difficult on general non-orientable surfaces.

Theorem 3. *Problem 1 is strongly NP-hard on general non-orientable surfaces.*

While the authors in [7] show that variants of Problem 1 become NP-hard on 3-dimensional simplicial complexes, their approach does not seem to apply to surfaces. In fact, the reduction therein crucially relies on 3-dimensional gadgets, and equivalent 2-dimensional configurations are not obvious to us. In [4] it is shown that the stable set problem for graphs with a very particular embedding in a non-orientable surface can be efficiently reduced to Problem 1. We obtain a reduction from general 3-SAT instances, showing that Problem 1 is indeed (strongly) NP-hard. With our approach, we are also able to bypass certain preprocessing techniques such as the ones by Nemhauser and Trotter [14] that were exploited in [4].

On the positive side, we show that Problem 1 becomes tractable when dealing with (non-orientable) surfaces of *fixed* genus:

Theorem 4. *Problem 1 can be solved in polynomial time on non-orientable surfaces of fixed genus.*

A special case of Problem 1 was treated in [4], where only instances arising from very specific stable set problems were considered. In these instances, the orientation of the arcs of D is already determined by an embedding scheme (which we define later) of the dual graph, which we cannot assume here. Moreover, it is exploited that, in their setting, optimal circulations can be found in $\{0, 1\}^A$, which is also not the case for a general instance of Problem 1. Using a bound of Malnič and Mohar [12] on the number of certain non-freely-homotopic disjoint closed curves, it is then shown that an optimal circulation can be decomposed into few disjoint closed walks that can be enumerated efficiently. In this approach, the existence of optimal solutions with small entries is crucial to obtain a polynomial running time.

We propose another (though similar) decomposition technique that enables us to reformulate Problem 1 as an integer program in standard form with a constant number of equality constraints, provided that the genus is fixed. Applying results on the proximity of integer programs, the resulting problem can be efficiently solved using dynamic programming. Our approach does not rely on further topological ingredients, in particular we do not require bounds from [12].

Outline We provide an introduction to surfaces, graph embeddings, and homology in Section 2. We also give some first insights on a formulation of Problem 1 that will serve as a basis for the subsequent sections. The case of orientable surfaces is discussed in Section 3, in which we also provide a proof of Theorem 2. We then turn to the case of non-orientable surfaces. In Section 4, we provide further insights on reformulations of Problem 1 that will be useful for the algorithm presented in Section 5. The proof of Theorem 3 is presented in Sections 6. We close our paper with a discussion of open problems in Section 7.

2 Surfaces and Homology

This section presents a brief introduction to surfaces, graph embeddings and the concept of homology. For further details, we refer to the books of Hatcher [11] and Mohar and Thomassen [13].

2.1 Graphs embedded in surfaces

A *surface* is a non-empty connected compact Hausdorff topological space in which each point has an open neighborhood which is homeomorphic to the open unit disc in the plane. Notice that these surfaces have no boundary. Examples of such surfaces are the sphere, the torus, and the projective plane. While the first two are *orientable* surfaces, the latter one is *non-orientable*. Up to homeomorphism, each surface \mathbb{S} can be characterized by a single non-negative integer called the *Euler genus* g of \mathbb{S} . If \mathbb{S} is orientable, then g is even and \mathbb{S} can be obtained from the sphere by deleting $g/2$ pairs of open discs and, for each pair, identifying their boundaries in opposite directions (“gluing handles”). Otherwise, \mathbb{S} is non-orientable and can be obtained from the sphere by deleting $g \geq 1$ open discs and, for each disc, identifying the antipodal points on its boundary (“gluing Möbius bands”), see Figure 2 for an illustration.

Equivalently, each surface can be constructed as follows: Take a finite collection of pairwise disjoint polygons for which the overall number of sides is even and all sides have length one. Orient the sides of the polygons and partition the sides into pairs. Identifying the sides of those pairs according to their orientation defines a surface. For more details, see Chapter 3.1 in the book of Mohar and Thomassen [13].

In the following, we consider (undirected and directed) graphs $G = (V, E)$ embedded in a surface with non-crossing edges. We require that every face of the embedding is homeomorphic to an open disc, which is called a *cellular* embedding. For the sake of notation, we assume that every node in G is incident to at least three edges. Each instance to Problem 1 can be easily transformed into an equivalent instance satisfying this assumption.

Regardless of the (global) orientability of a surface, one can define a local orientation around each node v of G . If the surface is orientable, these local orientations can be chosen in a way that they are consistent along each edge. In non-orientable surfaces, this is not possible. To

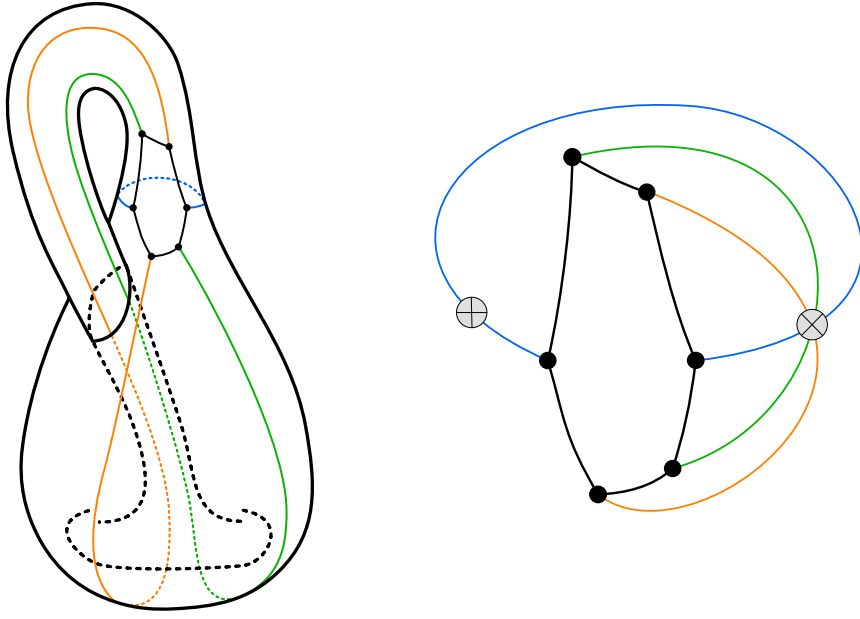


Figure 2: A graph embedded in the *Klein bottle*, the non-orientable surface of Euler genus 2. On the left, the surface is embedded in 3-dimensional space. Recall that the Klein bottle is obtained from the sphere by deleting two open discs and, for each disc, identifying the antipodal points on its boundary. On the right, an equivalent embedding of the same graph is shown, where these discs are depicted in gray.

keep track of these inconsistencies, one can represent any cellular embedding by an *embedding scheme* $\Pi = (\pi, \lambda)$: The *rotation system* π describes, for all nodes, a cyclic permutation of the edges around a node induced by the local orientation. The *signature* $\lambda \in \{-1, +1\}^E$ indicates, for every edge, whether the two local orientations (clockwise vs. anti-clockwise) of the adjacent nodes agree (+1) or not (-1), see Figure 3. We assume that an embedded graph is always given together with such an embedding scheme.

Conversely, given *any* collection π of cyclic permutations of the edges incident to nodes and *any* vector $\lambda \in \{-1, +1\}^E$, there exists a cellular embedding for which $\Pi = (\pi, \lambda)$ is a corresponding embedding scheme. For this purpose, consider the notion of a Π -facial walk which is defined by the following procedure: Start at an arbitrary node v and an edge e incident to v , then traverse e and continue the walk at the edge e' coming after, or before, e in the cyclic permutation given by π if the signature of e is positive, or negative, respectively. Reaching the next node, we continue again with the edge coming after, or before, the edge e' if the number of already traversed edges with negative signature is even, or odd, respectively. We continue until the following three conditions are met: (i) we reach the starting node v , (ii) the number of traversed edges with negative signature is even, (iii) the next edge would be the starting edge e . In this way, we obtain a collection of closed walks which we call Π -facial walks. Notice that the Π -facial walks of a digraph are walks in the underlying undirected graph.

We set two Π -facial walks to be equivalent if they only differ by a cyclic shift of nodes and edges or if one is the reverse of the other one. Let us pick one Π -facial walk from each equivalence class and denote the resulting set of walks by F . Notice that every edge is either contained twice in one walk in F or in exactly two walks in F . Now, in order to construct the embedding, we define a polygon for each walk in F with a side of length one for each occurrence of an edge in the walk. Finally, we identify the two sides s_e, s'_e that are associated with the same edge e in such a way that the end nodes match. As mentioned above, this defines a surface. The (cellular) embedding is obtained by mapping each edge e to the curve corresponding to $s_e \equiv s'_e$. With this construction the Π -facial walks are closed walks along the face boundaries, see Figure 3.

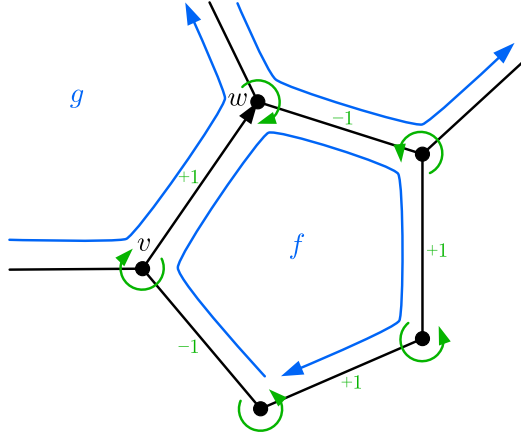


Figure 3: An extract of an embedded graph. The embedding scheme is depicted in green: Arrows around the nodes indicate their local orientations and the numbers on the edges the induced signature. The facial walks in F are drawn in blue.

Given these definitions, *Euler's Formula* states

$$|V| - |E| + |F| = 2 - g, \quad (1)$$

where g is the *Euler genus* of the surface. For more details regarding embedding schemes, we refer to Chapters 3 and 4 in [13].

A closed walk in G is called *two-sided* if the number of used edges with negative signature is even, otherwise it is called *one-sided*. It turns out that every two-sided cycle in the surface has a neighborhood that is homeomorphic to an annulus, while every one-sided cycle has a neighborhood that is homeomorphic to an open Möbius band. By construction, a Π -facial walk is always two-sided. It follows that the presence of a one-sided cycle implies that the underlying surface is non-orientable.

Given a graph $G = (V, E)$ with embedding scheme $\Pi = (\pi, \lambda)$ and a set of Π -facial walks F , we define a *dual graph* $G^* = (V^*, E^*)$ as follows: Each node f^* of G^* corresponds to a Π -facial walk $f \in F$ of G . If two Π -facial walks f and g in G have a common edge e (which is then unique since all nodes in G have degree at least three), we draw an edge $e^* = \{f^*, g^*\}$ between f^* and g^* . If a graph is directed, we define the dual graph to be the dual graph of the underlying undirected graph.

Now, we define the *dual embedding scheme* $\Pi^* = (\pi^*, \lambda^*)$ with respect to set F as follows: The traversing directions of the Π -facial walks in F directly correspond to the dual rotation system π^* . The signature $\lambda^*(\cdot)$ of a dual edge is positive if the corresponding edge in G is used in opposite direction by the two corresponding Π -facial walks, and negative if the edge is used in the same direction. Notice that this dual embedding scheme defines an embedding in the same surface.

We can now define Π^* -facial walks in G^* , just as previously explained. Two walks are again equivalent if they only differ by a cyclic shift of nodes and edges, or if one is the reverse of the other one. The number of equivalence classes equals the number of vertices in G . Moreover, it is possible to pick one Π^* -facial walk from each equivalence class in such a way that, for each $v \in V$, there is a walk v^* that traverses the dual edges in the same order in which the corresponding edges appear in π_v . We denote this set of Π^* -facial walks, whose walking direction corresponds to the rotation system of G , by F^* . It appears that $\lambda(\{v, w\}) = 1$ if and only if the two Π^* -facial walks v^* and w^* in F^* use the dual edge $\{v, w\}^*$ in opposite directions. An illustration of the dual embedding scheme and its relation to Π -facial is given in Figure 4.

Let $D = (V, A)$ be a digraph with underlying undirected graph $G = (V, E)$ and dual graph G^* . For any walk $W = (v_1, e_1, v_2, e_2, \dots, e_{\ell-1}, v_\ell)$ in G , we define the corresponding *characteristic flow* $\chi(W) \in \mathbb{Z}^A$ to be an assignment vector on the arcs of D indicating the total flow over the arcs when sending one unit of flow along W . This means that for $(v, w) \in A$, $\chi(W)((v, w))$ equals

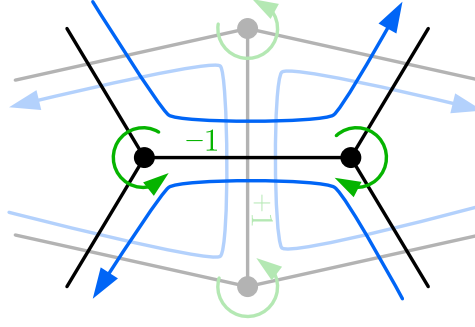


Figure 4: An extract of an embedded graph together with its dual graph (transparent). The embedding scheme and the associated dual embedding scheme are depicted in green. Corresponding facial walks are depicted in blue.

the number of appearance of the subsequence $(v, \{v, w\}, w)$ in W minus the number of appearance of $(w, \{v, w\}, v)$. Observe that if W is a closed walk, then $\chi(W)$ is a circulation. For a Π -facial walk f , we call $\chi(f)$ a *facial circulation*.

Finally, for a walk H^* in the dual graph G^* , we consider the vector $\xi(H^*) \in \mathbb{Z}^A$ defined as follows. Intuitively, we think of $\xi(H^*)$ as a flow that sends one unit along the edges in H^* . Whenever a unit is sent along a dual edge, we account it for the corresponding arc in D . The sign of this value will depend on the direction we traverse H^* along this arc. Formally, consider any arc $a = (v, w) \in A$ and let f, g be any two Π -facial walks in F of G . Set $s(a; f, g) \in \{-1, 0, 1\}$ to be non-zero in the case that $f \neq g$ and edge $\{v, w\}$ appears in both f and g , and zero otherwise. If f traverses the edge from v to w , then $s(a; f, g) = 1$, otherwise $s(a; f, g) = -1$. For instance, in Figure 3, $s((v, w); f, g) = 1$. Now, for a walk $H^* = (f_1^*, e_1^*, f_2^*, \dots, e_{\ell-1}^*, f_\ell^*)$ in G^* and arc $a \in A$, we define

$$\xi(H^*)(a) := \sum_{i=1}^{\ell-1} \lambda^*(e_1^*) \cdots \lambda^*(e_{i-1}^*) s(a; f_i, f_{i+1}).$$

Observe that $\langle z, \xi(v^*) \rangle = 0$ for any circulation z in D and any Π^* -facial walk v^* in G^* .

2.2 Homology

We are now ready to define formally what it means for circulations to be \mathbb{R} -homologous and \mathbb{Z} -homologous, respectively. Given a directed graph $D = (V, A)$ cellularly embedded in \mathbb{S} , we call a circulation $z \in \mathbb{R}^A$ a *boundary circulation* if z is a linear combination of facial circulations. That is, there exists an assignment vector $\alpha \in \mathbb{R}^F$ with a coefficient $\alpha_f \in \mathbb{R}$ for each facial walk $f \in F$, such that $z = \sum_{f \in F} \alpha_f \chi(f)$.

Two circulations $x, y \in \mathbb{R}^A$ are said to be \mathbb{R} -homologous if $x - y$ is a boundary circulation. This relation is an equivalence relation. Equipped with the standard addition, this results in a group that (up to isomorphism) only depends on \mathbb{S} and is known as the first homology group over the reals of \mathbb{S} . In order to describe the set of circulations that are \mathbb{R} -homologous to a given circulation, it is useful to consider the *boundary matrix* $\partial = \partial_D \in \mathbb{Z}^{A \times F}$ defined via

$$\partial_{a,f} := \chi(f)(a) \quad \text{for all } a \in A, f \in F.$$

Notice that different choices of F may result in different boundary matrices, arising from ∂ by multiplication of some columns with -1 . With this notation, circulations x, y are \mathbb{R} -homologous if

$$x = y + \partial \alpha,$$

for some $\alpha \in \mathbb{R}^F$. If x and y are both integer circulations that are \mathbb{R} -homologous, it may happen that each coefficient of α is integer, i.e., $\alpha \in \mathbb{Z}^F$. In this case, we call x and y to be \mathbb{Z} -homologous.

Again, this notion yields an equivalence relation that, together with the addition, forms the first homology group over the integers of \mathbb{S} . Using the boundary matrix, we can formulate Problem 1 as the integer linear program

$$\min\{c^\top x \mid x = y + \partial\alpha, x \geq \mathbf{0}, x \in \mathbb{Z}^A, \alpha \in \mathbb{Z}^F\}. \quad (2)$$

3 Orientable surfaces

For any digraph D we denote by $P(D)$ the convex hull of non-negative integer circulations in D . It is a basic fact that $P(D)$ is actually equal to the set of all non-negative circulations in D . Hence, this polyhedron can be described as the set of all $x \in \mathbb{R}_{\geq 0}^A$ that satisfy the “flow conservation” constraints.

Regarding Problem 1, we are interested in the convex hull of only those integer circulations in $P(D)$ that are \mathbb{Z} -homologous to a given integer circulation y , and we denote the respective polyhedron by $P(D, y)$. As we will see in the next section, a description of this set might be complicated for general surfaces. The purpose of this section is to show that a description of $P(D, y)$ can be easily obtained in the orientable case.

Notice that if the graph D is embedded in an orientable surface, we can choose the set F of Π -facial walks in a way that, for each arc $a \in A$, there exists exactly one walk in F that traverses a in its direction, and exactly one walk in F that traverses a in the opposite direction. This means, possibly after multiplying some columns of the boundary matrix by -1 , that for each arc a , the corresponding row in the boundary matrix ∂ is either all-zero or contains exactly one $+1$ and one -1 . Such matrices are well-known to be totally unimodular [16, §19.3]. Hence, we obtain the following observation which has been a key ingredient in the work of [6].

Lemma 5. *If D is a digraph cellularly embedded in an orientable surface, then ∂_D is totally unimodular.*

Consequently, the integer linear program in (2), and therefore Problem 1, can be solved in polynomial time if the surface is orientable.

We would like to elaborate on another consequence for the description of $P(D, y)$. By the previous section, we already know that

$$\begin{aligned} P(D, y) &= \text{conv}\{x \in \mathbb{Z}^A \mid x = y + \partial\alpha, x \geq \mathbf{0}, \alpha \in \mathbb{Z}^F\} \\ &= \text{conv}\{x \in \mathbb{R}^A \mid x = y + \partial\alpha, x \geq \mathbf{0}, \alpha \in \mathbb{R}^F\}, \end{aligned}$$

where the second equality follows from the integrality of the latter polyhedron, a consequence of Lemma 5. This means that $P(D, y)$ is the set of all non-negative circulations in D that are \mathbb{R} -homologous to y . Therefore, denoting by $L(D, y)$ the set of all circulations in D that are \mathbb{R} -homologous to y , we obtain

$$P(D, y) = P(D) \cap L(D, y),$$

and hence Theorem 2. To obtain an even more explicit description of $P(D, y)$, observe that $L(D, y)$ is an affine subspace which is generated by all facial circulations and shifted by y . If the surface is orientable, the facial circulations generate a space of dimension $|F| - 1$. On the other hand, it is well-known that the space of all circulations in D is $(|A| - |V| + 1)$ -dimensional. Thus, besides the constraints describing the set of all circulations, Euler’s formula (1) yields that we need g additional constraints to obtain $L(D, y)$.

These constraints can be obtained by the following construction, also see [3]. Pick any spanning tree K in G and observe that $G^* \setminus K^*$ is still connected. Hence, there exists a spanning tree T in $G^* \setminus K^*$. By Euler’s formula, there exist exactly g edges e_1, \dots, e_g in G that are not contained in K and whose dual edges e_1^*, \dots, e_g^* are not contained in T . For each $i \in [g]$, we define the cycle C_i as the unique (dual) cycle in $T \cup \{e_i^*\}$. These g cycles will yield the additional constraints needed to describe $L(D, y)$.

Proposition 6. *Let D be a digraph cellularly embedded in an orientable surface, y an integer circulation in D , and let C_1, \dots, C_g be the (dual) cycles defined above. Then,*

$$L(D, y) = \{x \in \mathbb{R}^A \mid x \text{ is a circulation and } \langle x, \xi(C_i) \rangle = \langle y, \xi(C_i) \rangle \forall i \in [g]\}.$$

Proof. We may assume that $y = \mathbf{0}$. Let L denote the linear subspace on the right-hand side. We first show that $L(D, \mathbf{0}) \subseteq L$. Every $x \in L(D, \mathbf{0})$ is of the form $x = \sum_{f \in F} \alpha_f \chi(f)$ for some coefficients $\alpha_f \in \mathbb{R}$. For every cycle $H = (f_1^*, f_2^*, \dots, f_k^*)$ in the dual graph G^* , we have

$$\langle x, \xi(H) \rangle = \sum_{i=1}^k \alpha_{f_i} - \alpha_{f_{i+1}} = 0,$$

where $f_{k+1} = f_1$. This shows that $x \in L$, and hence $L(D, \mathbf{0}) \subseteq L$.

It remains to show that $\dim(L) \leq \dim(L(D, \mathbf{0}))$. Recall that $\dim(L(D, \mathbf{0})) = |F| - 1$ and that the space of all circulations has dimension $|F| - 1 + g$. With each constraint $\langle x, \xi(C_i) \rangle = 0$ that we iteratively add to the space of all circulations, the dimension drops by one. Indeed, for each $i \in [g]$ there is a (unique) cycle H_i in $K \cup \{e_i\}$. For this H_i , the circulation $\chi(H_i)$ satisfies all constraints $\langle \chi(H_i), \xi(C_j) \rangle = 0$, for $j \neq i$, but $\langle \chi(H_i), \xi(C_i) \rangle \neq 0$. This means that $\dim(L) \leq (|F| - 1 + g) - g = |F| - 1 = \dim(L(D, \mathbf{0}))$. \square

4 Homology for non-orientable surface

In the previous section, we have seen that, for an orientable surface, two integer circulations are \mathbb{Z} -homologous if and only if they are \mathbb{R} -homologous. This is not true for non-orientable surfaces. In this section, we provide a characterization of \mathbb{Z} -homology that we will later exploit algorithmically. We first provide a characterization of \mathbb{R} -homology similar to Proposition 6.

To this end, let D be a digraph cellularly embedded in a non-orientable surface of genus g according to an embedding scheme $\Pi = (\pi, \lambda)$. Let G^* be the dual graph canonically embedded in the same surface. In order to obtain a description as in Proposition 6, let us consider the following construction of $g - 1$ closed walks in G^* . (A similar construction for embeddings in orientable surfaces can be found in [3].)

Pick any spanning 1-tree T^* in G^* (a spanning tree with one additional edge forming one single cycle) whose cycle C^* is a one-sided cycle. Denote the set of arcs in D containing all arcs whose dual edges are in T^* by T . Notice that T is not necessarily a tree. Since C^* is a one-sided cycle, $D \setminus T$ is still connected. Hence, there exists a spanning tree K in $D \setminus T$.

By Euler's formula (1) there exist exactly $g - 1$ arcs a_1, \dots, a_{g-1} in D that are not contained in $K \cup T$. For each $i \in [g - 1]$, we define W_i^* as the (dual) two-sided closed walk in $T^* \cup \{a_i^*\}$: In case that $T \cup \{a_i^*\}$ contains a two-sided cycle, W_i^* equals this cycle. Otherwise, W_i^* walks once along C^* and once along the one-sided cycle containing a_i^* . For the remainder of this section, we keep $T, T^*, K, C, C^*, a_1, \dots, a_{g-1}$ and W_1^*, \dots, W_{g-1}^* fixed.

Notice that we may define the above-described walks in such a way that each walk uses an edge at most twice. These $g - 1$ closed walks will yield the constraints needed to describe \mathbb{R} -homology. For the sake of notation, we describe a characterization of being \mathbb{R} -homologous to the all-zeros circulation before stating the general characterization.

Lemma 7. *Let $z \in \mathbb{R}^A$ be a circulation in D and let $\alpha \in \mathbb{R}^F$ be an assignment on the Π -facial walks such that $z(a) = \partial\alpha(a)$ holds for all arcs $a \in T \cup \{a_1, \dots, a_{g-1}\}$. Then z is \mathbb{R} -homologous to the all-zeros circulation.*

Proof. As $z(a) = \partial\alpha(a)$ holds for all arcs $a \in T \cup \{a_1, \dots, a_{g-1}\}$, we see that $z - \partial\alpha$ is a circulation in D that is zero on all arcs that are not contained in the spanning tree K . Since K does not contain any cycle, the circulation $z - \partial\alpha$ must be zero on all arcs in K as well. Therefore, $z = \partial\alpha$, which yields the claim. \square

In what follows, we will identify linear equations that ensure the existence of a vector $\alpha \in \mathbb{R}^F$ such that $z(a) = \partial\alpha(a)$ for all $a \in T \cup \{a_1, \dots, a_{g-1}\}$. The following properties of the boundary matrix will be useful.

Recall that the rows in ∂ correspond to the arcs in A and the columns in ∂ correspond to the walks in F . We have $\partial_{a,f} \neq 0$ if the walk f uses the underlying undirected edge corresponding to a . Since there are one-to-one correspondences between arcs A and dual edges A^* , and between walks F and dual nodes V^* , respectively, ∂ may be interpreted as a matrix in $\mathbb{Z}^{A^* \times V^*}$. With this interpretation we have $\partial_{a^*, f^*} \neq 0$ if the edge a^* is incident to f^* in the dual graph G^* .

Lemma 8. Let ∂_C be the submatrix of ∂ , consisting only of the rows and columns that correspond to nodes and edges used in C^* , respectively. Then we have $|\det(\partial_C)| = 2$. Moreover, the absolute value of the determinant of any submatrix of ∂_C , obtained by deleting exactly one row and one column, equals 1.

Proof. Let $C^* = (f_1^*, e_1^*, f_2^*, \dots, e_{\ell-1}^*, f_\ell^*, e_\ell^*, f_1^*)$ with $\lambda^*(e_1^*) \cdots \lambda^*(e_\ell^*) = -1$. Notice that in each row and column in ∂_C , there are exactly two non-zero coefficients, each of them equals either $+1$ or -1 . In a row that corresponds to an arc a , the two non-zero coefficients have the same sign if and only if the walks in F use the underlying edge of a in the same direction, which is the case if and only if the dual signature of the dual edge of a is negative. Since C^* is one-sided, the number of rows in ∂_C in which the two non-zero entries have the same sign is odd. Notice that resorting rows/columns or multiplying rows/columns by -1 will not change the absolute value of ∂_C 's determinant. Moreover, multiplying rows/columns by -1 does not change the parity of the number of rows in which the two non-zero entries have the same sign. Hence, the absolute value of ∂_C 's determinant may be calculated as follows:

$$|\det(\partial_C)| = \left| \det \left(\begin{pmatrix} 1 & & & & \\ & 1 & & & \\ & & 1 & & \\ & & & 1 & \\ & & & & 1 \\ & & & & & \ddots \\ & & & & & & \ddots \\ & & & & & & & 1 \\ & & & & & & & & 1 \\ & & & & & & & & & b \\ a & & & & & & & & & & \end{pmatrix} \right) \right| = |b + (-1)^{\ell+1}a| = 2,$$

where $a, b \in \{-1, +1\}$, the second equality follows from Laplace's formula and the last equality is due to $ab = (-1)^{\ell+1}$. This holds true because C^* is one-sided, hence the displayed matrix should contain an odd number of rows, in which the two non-zero entries have the same sign.

The second assertion, follows by a similar argumentation in which we end up with a triangular matrix. \square

Lemma 9. Given a circulation $z \in \mathbb{R}^A$ in D , there is a unique $\alpha \in \mathbb{R}^F$ such that $z(a) = \partial\alpha(a)$ holds for all arcs $a \in T$.

Proof. For any $\alpha \in \mathbb{R}^F$, let α_C denote the restriction of α to the Π -facial walks that correspond to nodes of C^* . Moreover, let z_C denote the restriction of z to the arcs in C . By Lemma 8, the determinant of ∂_C equals ± 2 . Hence, ∂_C is regular and α_C is uniquely determined by the values of z_C via the equation $z_C = \partial_C \alpha_C$. The remaining values of α are uniquely determined by extending α_C along the arcs in T to $\alpha \in \mathbb{R}^F$ such that $z(a) = \partial\alpha(a) = s(a; h, g)\alpha_h + s(a; g, h)\alpha_g$ for every arc $a \in T$ whose underlying edge is used in the two walks $h, g \in F$. \square

Now, we state the characterization of being \mathbb{R} -homologous to $\mathbf{0}$.

Lemma 10. Let $z \in \mathbb{R}^A$ be a circulation in a digraph D cellularly embedded in a non-orientable surface of genus g . Then, z is \mathbb{R} -homologous to $\mathbf{0}$ if and only if the following $g - 1$ linear equations hold:

$$\langle z, \xi(W_i^*) \rangle = 0 \quad \text{for all } i \in [g - 1].$$

Proof. By Lemma 9, let $\alpha \in \mathbb{R}^F$ be the unique assignment vector which satisfies $z(a) = \partial\alpha(a)$, for all arcs $a \in T$. Circulation z is \mathbb{R} -homologous to $\mathbf{0}$ if and only if $z(a_i) = \partial\alpha(a_i)$, for all $a_i \in D \setminus (K \cup T)$. We show that for any $i \in [g - 1]$, the equation $\langle z, \xi(W_i^*) \rangle = 0$ is equivalent to $z(a_i) = \partial\alpha(a_i)$. To this aim, consider the following two relationships:

$$\partial\alpha(a) = s(a; f, g)\alpha_f + s(a; g, f)\alpha_g, \quad (3)$$

$$s(a; f, g)s(a; g, f) = -\lambda^*(a^*), \quad (4)$$

where the underlying edge of a appears in the Π -facial walks f and g and the dual edge of a is denoted by a^* . Since a cyclic shift does not change our considerations, we assume W_i^* to be the following walk in the dual graph: $(f_1^*, e_1^*, f_2^*, \dots, e_{\ell-1}^*, f_\ell^*, e_\ell^* = a_i^*, f_1^*)$.

We denote the corresponding arcs in D by $a_1, a_2, \dots, a_{\ell-1}, a_\ell = a_i$. By the definition of $\xi(\cdot)$ and the fact that $s(\cdot; f_j, f_{j+1}) = 0$ for all arcs except one, we have

$$\begin{aligned}\langle z, \xi(W_i^*) \rangle &= \sum_{a \in A} \left(\sum_{j=1}^{\ell} \lambda^*(e_1^*) \cdots \lambda^*(e_{j-1}^*) s(a; f_j, f_{j+1}) \right) \cdot z(a) \\ &= \sum_{j=1}^{\ell} \lambda^*(e_1^*) \cdots \lambda^*(e_{j-1}^*) s(a_j; f_j, f_{j+1}) \cdot z(a_j).\end{aligned}$$

All arcs in W_i except a_i lie in T . For those arcs, we assume that $z(a_j) = \partial\alpha_{a_j}$. Hence,

$$\begin{aligned}\langle z, \xi(W_i^*) \rangle &= \sum_{j=1}^{\ell-1} \lambda^*(e_1^*) \cdots \lambda^*(e_{j-1}^*) s(a_j; f_j, f_{j+1}) \cdot \partial\alpha(a_j) \\ &\quad + \lambda^*(e_1^*) \cdots \lambda^*(e_{\ell-1}^*) s(a_\ell; f_\ell, f_1) \cdot z(a_i) \\ &= \sum_{j=1}^{\ell-1} \lambda^*(e_1^*) \cdots \lambda^*(e_{j-1}^*) s(a_j; f_j, f_{j+1}) \cdot (\alpha_{f_j} s(a_j; f_j, f_{j+1}) + \alpha_{f_{j+1}} s(a_j; f_{j+1}, f_j)) \\ &\quad + \lambda^*(e_1^*) \cdots \lambda^*(e_{\ell-1}^*) s(a_\ell; f_\ell, f_1) \cdot z(a_i),\end{aligned}$$

using Equation 3. Now, by Equation 4,

$$\begin{aligned}\langle z, \xi(W_i^*) \rangle &= \sum_{j=1}^{\ell-1} \lambda^*(e_1^*) \cdots \lambda^*(e_{j-1}^*) \cdot (\alpha_{f_j} - \lambda^*(e_j^*) \alpha_{f_{j+1}}) \\ &\quad + \lambda^*(e_1^*) \cdots \lambda^*(e_{\ell-1}^*) s(a_\ell; f_\ell, f_1) \cdot z(a_i) \\ &= \alpha_{f_1} - \lambda^*(e_1^*) \cdots \lambda^*(e_{\ell-1}^*) \alpha_{f_\ell} \\ &\quad + \lambda^*(e_1^*) \cdots \lambda^*(e_{\ell-1}^*) s(a_\ell; f_\ell, f_1) \cdot z(a_i).\end{aligned}$$

Therefore, $\langle z, \xi(W_i^*) \rangle = 0$ if and only if

$$\begin{aligned}z(a_i) &= - \frac{\alpha_{f_1} - \lambda^*(e_1^*) \cdots \lambda^*(e_{\ell-1}^*) \alpha_{f_\ell}}{\lambda^*(e_1^*) \cdots \lambda^*(e_{\ell-1}^*) s(a_\ell; f_\ell, f_1)} \\ &= - (\alpha_{f_1} - \lambda^*(e_1^*) \cdots \lambda^*(e_{\ell-1}^*) \alpha_{f_\ell}) \cdot (\lambda^*(e_1^*) \cdots \lambda^*(e_{\ell-1}^*) s(a_\ell; f_\ell, f_1))\end{aligned}$$

because the denominator is either $+1$ or -1 . Hence,

$$z(a_i) = \alpha_{f_\ell} s(a_\ell; f_\ell, f_1) - \lambda^*(e_1^*) \cdots \lambda^*(e_{\ell-1}^*) \alpha_{f_1} s(a_\ell; f_\ell, f_1).$$

Using Equation 4, we obtain,

$$\begin{aligned}z(a_i) &= \alpha_{f_\ell} s(a_\ell; f_\ell, f_1) + \lambda^*(e_1^*) \cdots \lambda^*(e_\ell^*) \alpha_{f_1} s(a_\ell; f_1, f_\ell) \\ &= \alpha_{f_\ell} s(a_\ell; f_\ell, f_1) + \alpha_{f_1} s(a_\ell; f_1, f_\ell) \\ &= \partial\alpha(a_i).\end{aligned}$$

□

Notice that even if the given circulation z in D is integer, the vector $\alpha \in \mathbb{R}^F$ defined in Lemma 9 will in general not be integer. The following lemma yields a characterization when α can be chosen to be integer.

Lemma 11. *Given a circulation $z \in \mathbb{Z}^A$ in D and $\alpha \in \mathbb{R}^F$ such that $z(a) = \partial\alpha(a)$ for all arcs $a \in T$, α is integral if and only if $\sum_{a \in C} z(a) \equiv 0 \pmod{2}$.*

Proof. Observe that integrality extends along the arcs in T via the relation $z(a) = \partial\alpha(a) = s(a; h, g)\alpha_h + s(a; g, h)\alpha_g$ for every arc $a \in T$ whose underlying edge is used in the two walks $h, g \in$

F . Exploiting this fact, we fix one Π -facial walk $f \in F$ that corresponds to a node in the dual cycle C^* . Now, it is sufficient to prove that $\alpha_f \in \mathbb{Z}$ is equivalent to $\sum_{a \in C} z(a)$ is even. Using the same notation as in the proof of Lemma 9, value α_f is uniquely defined by $z_C = \partial_C \alpha_C$. By Cramer's rule, $\alpha_f = \det(\partial_{C_f}) / \det(\partial_C)$, where ∂_{C_f} denotes the matrix obtained by replacing the column in ∂_C corresponding to f by z_C . By Lemma 8, $|\det(\partial_C)| = 2$ and deleting one row and one column in ∂_C results in a matrix that has determinant ± 1 . Therefore, by Laplace's rule applied to the column that equals z_C , we conclude that $\det(\partial_{C_f}) = \sum_{a \in C} \pm 1 \cdot z(a)$. Since the signs in the summation do not affect the parity, $\det(\partial_{C_f})$ is even if and only if $\sum_{a \in C} z(a)$ is even. It follows that $\sum_{a \in C} z(a)$ is even if and only if α_f is integer. \square

Notice that circulations x and y being \mathbb{R} -homologous (\mathbb{Z} -homologous) is equivalent to say that $x - y$ being \mathbb{R} -homologous (\mathbb{Z} -homologous) to $\mathbf{0}$. Summarizing the results of Lemma 9, Lemma 10, and Lemma 11, we can finally state the following Proposition that characterizes \mathbb{Z} -homology.

Proposition 12. *Let $D = (V, A)$ be a digraph cellularly embedded in a non-orientable surface of genus g and y an integer circulation in D . Then, a circulation $x \in \mathbb{Z}^A$ is \mathbb{R} -homologous to y if and only if*

$$\xi(W_i^*)^\top x = \xi(W_i^*)^\top y \quad \forall i \in [g-1]. \quad (5)$$

It is \mathbb{Z} -homologous to y if and only if it additionally satisfies

$$\sum_{a \in C} x(a) \equiv \sum_{a \in C} y(a) \pmod{2}. \quad (6)$$

5 A polynomial-time algorithm on non-orientable surfaces with fixed genus

In this section we provide a polynomial-time algorithm for Problem 1 for graphs embedded on a fixed non-orientable surface of Euler genus g . To this end, let us recall Proposition 12 and notice that the (dual) closed walks W_1^*, \dots, W_{g-1}^* as well as the (dual) cycle C^* can be computed in polynomial time. Moreover, recall that W_1^*, \dots, W_{g-1}^* can be chosen such that each walk uses an edge at most twice, which means that the corresponding vectors $\xi(W_i^*)$ have entries in $\{0, \pm 1, \pm 2\}$. Thus, the characterization of Proposition 12 allows us to efficiently reduce Problem 1 to the following problem:

Problem 13. Given a digraph $D = (V, A)$, $c \in \mathbb{R}_{\geq 0}^A$, $M \in \{0, \pm 1, \pm 2\}^{[g-1] \times A}$, $d \in \mathbb{Z}^{[g-1]}$, $p \in \{0, 1\}^A$, and $e \in \{0, 1\}$, find a non-negative circulation $x \in \mathbb{Z}_{\geq 0}^A$ in D satisfying $Mx = d$ and $p^\top x \equiv e \pmod{2}$ that minimizes $c^\top x$.

In what follows, we will exploit the basic fact that every non-negative circulation can be decomposed into circulations that correspond to directed cycles. To see whether a sum of such circulations is feasible for the above problem, we make use of the following notation. For each walk W in D let us define

$$\begin{aligned} q(W) &:= M\chi(W) \in \mathbb{Z}^{g-1} \\ p(W) &:= p^\top \chi(W) \pmod{2} \in \mathbb{Z}_2. \end{aligned}$$

Moreover, we set $B := 2|V|$. We say that a closed walk $W = v_1, a_1, v_2, \dots, v_{k-1}, a_{k-1}, v_k$ in D is a B -walk if $\|q(W_i)\|_\infty \leq B$ holds for all subwalks $W_i = v_1, a_1, v_2, \dots, v_{k-1}, a_{i-1}, v_i$. Notice that every directed cycle is a B -walk, and hence every non-negative integer circulation is the sum of circulations that correspond to B -walks. Let us consider the set

$$\Omega := \{(q(W), p(W)) : W \text{ is a } B\text{-walk in } D\}.$$

Lemma 14. *For each $(q, p) \in \Omega$, one can compute in polynomial time a B -walk $W =: W_{q,p}$ in D with $q(W) = q$ and $p(W) = p$ that minimizes $c^\top \chi(W)$.*

For the sake of exposition, we provide a proof at the end of this section. Notice that $|\Omega| \leq 2(2B+1)^{g-1} = \text{poly}(|V|)$ and hence the collection $\{W_{q,p} : (q,p) \in \Omega\}$ can be computed in polynomial time. Let us now consider the following set

$$\mathcal{C} := \left\{ \sum_{(q,p) \in \Omega} z_{q,p} \chi(W_{q,p}) : z_{q,p} \in \mathbb{Z}_{\geq 0} \text{ for every } (q,p) \in \Omega, \right. \\ \left. \sum_{(q,p) \in \Omega} z_{q,p} q = d, \sum_{(q,p) \in \Omega} z_{q,p} p \equiv e \pmod{2} \right\}$$

of non-negative integer circulations in D .

Lemma 15. *Every circulation in \mathcal{C} is feasible for Problem 13. Moreover, \mathcal{C} contains at least one optimal solution for Problem 13.*

Again, we postpone the proof to the end of this section. Setting $\tilde{c}_{q,p} := c^\top \chi(W_{q,p})$ for each $(q,p) \in \Omega$, by the above lemma it remains to obtain a solution for

$$\min \left\{ \sum_{(q,p) \in \Omega} \tilde{c}_{q,p} z_{q,p} : z \in \mathbb{Z}_{\geq 0}^\Omega, \sum_{(q,p) \in \Omega} z_{q,p} q = d, \sum_{(q,p) \in \Omega} z_{q,p} p \equiv e \pmod{2} \right\} \\ = \min \left\{ \sum_{(q,p) \in \Omega} \tilde{c}_{q,p} z_{q,p} : z \in \mathbb{Z}_{\geq 0}^\Omega, q \in \mathbb{Z}_{\geq 0}, \sum_{(q,p) \in \Omega} z_{q,p} q = d, \sum_{(q,p) \in \Omega} z_{q,p} p = 2q + e \right\}.$$

Notice that the latter is an integer program in $n := |\Omega| + 1 = \text{poly}(|V|)$ variables of the form

$$\min \{ \bar{c}^\top x : \bar{A}x = \bar{b}, x \in \mathbb{Z}_{\geq 0}^n \},$$

where $\bar{A} \in \mathbb{Z}^{g \times n}$ and $\bar{b} \in \mathbb{Z}^g$. Recall that the entries in \bar{A} are polynomially bounded in n , and that g (the number of rows in $\bar{A}x = \bar{b}$) is assumed to be fixed. It is known that integer programs of this form can be solved in polynomial time. For instance, a polynomial-time algorithm for this setting is described in [1], which is based on Papadimitriou's pseudopolynomial-time algorithm for integer programs with a fixed number of constraints [15]. Another approach can be found in [8, Thm. 3.3]. This finishes the proof of Theorem 4. We close this section by providing the proofs for Lemma 14 and Lemma 15.

Proof of Lemma 14. We determine each $W_{q,p}$ by computing shortest paths in the following auxiliary graph $\bar{D} = (\bar{V}, \bar{A})$ defined by

$$\bar{V} := \left\{ (v, (x, y)) : v \in V, x \in \{-B, \dots, B\}^{g-1}, y \in \mathbb{Z}_2 \right\}, \\ \bar{A} := \left\{ ((v, (x, y)), (v', (x', y'))) : \begin{array}{l} (v, (x, y)), (v', (x', y')) \in \bar{V}, (v, v') \in A, \\ x + M\chi((v, v')) = x', \\ y + p^\top \chi((v, v')) \equiv y' \pmod{2} \end{array} \right\}.$$

The cost \bar{c} of an arc $\bar{a} = ((v, (x, y)), (v', (x', y')))$ in \bar{A} is defined by $\bar{c}(\bar{a}) := c((v, v'))$. Notice that \bar{D} can be constructed in polynomial time and that \bar{c} is non-negative.

Let $(q, p) \in \Omega$ and fix a node $v \in V$. We observe that there is a bijection between B -walks W in D starting (and ending) at v with $q(W) = q$ and $p(W) = p$, and walks \bar{W} in \bar{D} from $(v, (\mathbf{0}, 0))$ to $(v, (q(W), p(W)))$. Moreover, the costs of W and \bar{W} coincide. Indeed, let W be a B -walk W in D with $q(W) = q$ and $p(W) = p$, and which starts at v . Let v_1, \dots, v_k, v_1 be the sequence of nodes visited by W , and let W_i denote the respective subwalk from v_1 to v_i . Then, walk \bar{W} in \bar{D} is obtained by visiting the nodes

$$(v_1, (\mathbf{0}, 0)), (v_2, (q(W_2), p(W_2))), \dots, (v_k, (q(W_k), p(W_k))), (v_1, (q(W), p(W)))$$

in the given order, and the cost of W equals the cost of \bar{W} .

Conversely, consider any walk \bar{W} from $(v, (\mathbf{0}, 0))$ to $(v, (q, p))$ in \bar{D} , and let $(v_i, (x_i, y_i))$, $i = 1, \dots, k$, be the sequence of nodes it visits. Define W to be the closed walk that visits the nodes v_1, \dots, v_k . We see that W is a B -walk with $q(W) = q$ and $p(W) = p$, and that the costs of \bar{W} and W coincide.

We conclude that a B -walk W in D with $q(W) = q$ and $p(W) = p$ minimizing $c^\top \chi(W)$ can be found by computing a shortest path in \bar{D} from $(v, (\mathbf{0}, 0))$ to $(v, (q(W), p(W)))$ for every $v \in V$, and returning the walk in D that corresponds to the path of minimum length. \square

Proof of Lemma 15. For each directed closed walk W , the vector $\chi(W)$ is a non-negative integer circulation. Clearly, the sum of such circulations is again a non-negative integer circulation, and so is every vector in \mathcal{C} . Let $x = \sum_{(q,p) \in \Omega} z_{q,p} \chi(W_{q,p})$ be any circulation in \mathcal{C} . Recall that for each $(q,p) \in \Omega$, we have $M\chi(W_{q,p}) = q$ and $p^\top \chi(W_{q,p}) \equiv p \pmod{2}$. Since $x \in \mathcal{C}$, we have $\sum_{(q,p) \in \Omega} z_{q,p} q = d$, which implies that $Mx = d$ and $\sum_{(q,p) \in \Omega} z_{q,p} p \equiv e \pmod{2}$, therefore $p^\top x \equiv e \pmod{2}$. This proves the first assertion.

For the second assertion, let x^* be an optimal solution to Problem 13. As discussed earlier, we may decompose x^* into B -walks W_1, \dots, W_k such that $x^* = \sum_{i=1}^k z_i \chi(W_i)$, where $z_1, \dots, z_k \in \mathbb{Z}_{\geq 0}$. Clearly, we have that $(q_i, p_i) := (q(W_i), p(W_i)) \in \Omega$ for $i = 1, \dots, k$, and hence we can consider the non-negative integer circulation

$$x' := \sum_{i=1}^k z_i \chi(W_{q_i, p_i}) \in \mathcal{C},$$

which is also feasible for Problem 13. By definition of W_{q_i, p_i} we have $c^\top \chi(W_{q_i, p_i}) \leq c^\top \chi(C_i)$ for $i = 1, \dots, k$, which yields $c^\top x' \leq c^\top x^*$. Therefore, x' is also an optimal solution to Problem 13. \square

6 Hardness for instances on general non-orientable surfaces

In the previous section, we have shown that Problem 1 can be solved in polynomial time on non-orientable surfaces of fixed genus. In this section, we show that this problem becomes NP-hard on general non-orientable surfaces. To this end, let us consider the following problem, which is a special case of (the decision version of) Problem 1.

Problem 16. Given a digraph $D = (V, A)$ cellularly embedded in a non-orientable surface with arc costs $c \in \{0, \frac{1}{2}, 1\}^A$ such that $\mathbf{1} \in \mathbb{Z}^A$ is a circulation in D , and an integer k , decide whether there exists a non-negative integer circulation in D that is \mathbb{Z} -homologous to $\mathbf{1}$ and has cost at most k .

In what follows, we will prove that the above problem is NP-hard, which implies Theorem 3. We will also see that Problem 16 remains hard if we restrict ourselves to circulations in $\{0, 1\}^A$. In Section 6.3, we show that the following problem can be efficiently reduced to Problem 16.

Problem 17. Given a connected non-bipartite graph $G = (V, E)$ in which every node is incident to at least three edges, together with edge costs $c \in \{0, \frac{1}{2}, 1\}^E$, and an integer k , decide whether there exists a vector $x \in \mathbb{Z}^V$ satisfying $x(v) + x(w) \leq 1$ for each $\{v, w\} \in E$ and $\sum_{\{v, w\} \in E} c(\{v, w\})(x(v) + x(w)) \geq k$.

Problem 17 can be seen as a special stable set problem where we neglect the non-negativity constraints. We will show that the following special case of the weighted stable set problem (in which the weights are of a particular form) can be efficiently reduced to Problem 17. A proof is given in Section 6.2.

Problem 18. Given a graph $G = (V, E)$ with edge costs $c \in \{0, \frac{1}{2}, 1\}^E$ and an integer k , decide whether there exists a stable set $S \subseteq V$ in G such that $\sum_{e \in E} c(e)|S \cap e| \geq k$.

Finally, we show that the above problem is NP-hard by a reduction from 3-SAT in the next section. This concludes the proof of Theorem 3.

6.1 Hardness of Problem 18

The following reduction works analogously to the standard reduction for the classical stable set problem, see Gary and Johnson [10].

Let (U, C) be any instance of 3-SAT, where U is the set of variables and C denotes the set of clauses. Now, for each variable $u \in U$ we define the graph G^u consisting of two nodes representing u and its negation \bar{u} , which are joined by an edge e_u . The cost of this edge is set to $c(e_u) := 1$. Next, for each clause $c \in C$ we define a triangle graph G^c containing one node for each literal in c and three edges connecting them. We assign a cost of $\frac{1}{2}$ to all edges in the triangle. Finally, we define $G = (V, E)$ as union of all G^u ($u \in U$) and G^c ($c \in C$) together with the following additional

edges: For each literal ℓ that appears in a clause c and corresponds to variable u , connect the node in G^c that represents ℓ with the node in G^u that represents the negation of ℓ . The edge costs c for all these additional edges are defined to be zero.

Notice that every stable set S in G satisfies $|S| = \sum_{e \in E} c(e)|S \cap e|$. We leave to the reader to check that (U, C) is satisfiable if and only if G has a stable set S of cardinality $|S| \geq |U| + |C|$. A formal proof can be found in [10].

6.2 Reduction from Problem 18 to Problem 17

First, we may assume G to be connected, otherwise we would treat each component separately. Since the problem becomes easy in the case of bipartite graphs, let G be non-bipartite. We may assume every node in G to be incident to at least three nodes, otherwise we could add two auxiliary nodes and join them with all nodes in G by an edge of zero cost.

It remains to show that G has a stable set S with $\sum_{e \in E} c(e)|S \cap e| \geq k$, if and only if, there exists a vector $x \in \mathbb{Z}^V$ satisfying $x(v) + x(w) \leq 1$ for each $\{v, w\} \in E$ and

$$\sum_{\{v, w\} \in E} c(\{v, w\})(x(v) + x(w)) \geq k. \quad (7)$$

If G has a stable set S with $\sum_{e \in E} c(e)|S \cap e| \geq k$, we define $x \in \{0, 1\}^V$ as the characteristic vector of S . For each edge $e = \{v, w\} \in E$ we clearly have $|S \cap e| = x(v) + x(w) \leq 1$, and hence (7) holds.

Conversely, suppose that

$$\max \left\{ \sum_{\{v, w\} \in E} c(\{v, w\})(x(v) + x(w)) : x \in \mathbb{Z}^V, x(v) + x(w) \leq 1 \text{ for all } \{v, w\} \in E \right\} \geq k.$$

Since G is non-bipartite, it can be shown that the convex hull of feasible solutions to the above integer program is a pointed polyhedron. Moreover, it can be shown that each vertex of this polyhedron is a 0/1-vector. Both facts and their proofs can be found in [4]. Moreover, as c is non-negative, the above integer program is certainly bounded. This means that the optimum to the above integer program is attained at a point $x \in \{0, 1\}^V$, which yields the claim.

6.3 Reducing Problem 17 to Problem 16

The following reduction is based on ideas developed in [4]. While the methods in [4] are designed for graphs with a particular embedding, we first have to construct such an embedding for the input graph G . This embedding will have the property that the dual graph G^* may be oriented such that every facial walk in G^* is a directed walk. Notice, that all these definitions regarding the embedding and the dual graph are well-defined since every node in G is incident with at least three edges.

The embedding is obtained by equipping G with a rotation system $\Pi = (\pi, \lambda)$ in which the signature of every edge is defined to be -1 , but for which the cyclic permutations around each node can be chosen arbitrarily. Notice that since G contains a cycle of odd length, this embedding scheme induces an embedding in a non-orientable surface.

Corresponding to this embedding, we can define the set F of Π -facial walks in G , which then can be used to define the dual graph G^* together with a corresponding dual embedding scheme $\Pi^* = (\pi^*, \lambda^*)$ and a set F^* of exactly these Π^* -facial walks whose traversing directions correspond to the cyclic permutations π around the nodes in G . Since $\lambda = -1$, all dual edges in G^* will always be used in the same direction in the Π^* -facial walks in F^* . To obtain a digraph $D = (V^*, A)$ we direct all edges in G^* corresponding to the direction in which the edges are used in the walks in F^* . Now, all Π^* -facial walks in F^* are directed walks. Observe that in D the vector $\mathbf{1} \in \mathbb{Z}^A$ is a circulation, because this is half times the sum over all facial circulations, i.e. $\mathbf{1} = \frac{1}{2} \sum_{v^* \in F^*} \chi(v^*)$. As there is a one-to-one correspondence between E and A , the costs on the edges in G may also be seen as arcs costs $c \in \{0, \frac{1}{2}, 1\}^A$.

It remains to show that exists a vector $x \in \mathbb{Z}^V$ satisfying $x(v) + x(w) \leq 1$ for each $\{v, w\} \in E$ and

$$\sum_{\{v, w\} \in E} c(\{v, w\})(x(v) + x(w)) \geq k \quad (8)$$

if and only if there exists a non-negative integer circulation in D that is \mathbb{Z} -homologous to $\mathbf{1} \in \mathbb{Z}^A$ and has cost at most $\sum_{e \in E} c(e) - k$.

Suppose first that there exists a vector $x \in \mathbb{Z}^V$ satisfying $x(v) + x(w) \leq 1$ for each $\{v, w\} \in E$ and (8). Since each facial walk in G^* is a directed walk, we see that

$$y := \mathbf{1} - \sum_{v \in V} x(v) \chi(v^*)$$

is an integer circulation in D that is \mathbb{Z} -homologous to $\mathbf{1}$. Moreover, each arc a in D appears exactly two times in Π^* -facial walks in F^* and the nodes (or node) in G corresponding to these Π^* -facial walks are joined by an edge whose dual edge corresponds to a . Since $x(v) + x(w) \leq 1$ for each $\{v, w\} \in E$, the value of y assigned to dual arc corresponding to $\{v, w\}$ is non-negative. Moreover, we have

$$\begin{aligned} c^\top y &= c^\top \left(\mathbf{1} - \sum_{v \in V} x(v) \chi(v^*) \right) = \sum_{e \in E} c(e) - \sum_{v \in V} \left(\sum_{e \in \delta(v)} c(e) \right) x(v) \\ &= \sum_{e \in E} c(e) - \sum_{\{v, w\} \in E} c(\{v, w\}) (x(v) + x(w)) \\ &\leq \sum_{e \in E} c(e) - k. \end{aligned}$$

Conversely, consider any non-negative integer circulation y in D that is \mathbb{Z} -homologous to the circulation $\mathbf{1}$ with cost at most $\sum_{e \in E} c(e) - k$. Since y is \mathbb{Z} -homologous to $\mathbf{1}$ there exist coefficients α_{v^*} for all $v^* \in \mathbb{Z}^{F^*}$ such that $y = \mathbf{1} - \sum_{v^* \in F^*} \alpha_{v^*} \chi(v^*)$. As there is a one-to-one correspondence between nodes v in G and Π^* -facial walks v^* in F^* , we may define the vector $x \in \mathbb{Z}^V$ via $x(v) = \alpha_{v^*}$, for all $v \in V$. Since y is non-negative, the sum of two coefficients α_{v^*} and α_{w^*} that correspond to facial walks that use the same arc can never exceed one. Therefore, x satisfies (8). Moreover, we have

$$\begin{aligned} \sum_{\{v, w\} \in E} c(\{v, w\}) (x(v) + x(w)) &= \sum_{v \in V} \left(\sum_{e \in \delta(v)} c(e) \right) x(v) = c^\top \sum_{v \in V} x(v) \chi(v^*) \\ &= \sum_{e \in E} c(e) - c^\top \left(\mathbf{1} - \sum_{v \in V} x(v) \chi(v^*) \right) \\ &= \sum_{e \in E} c(e) - c^\top y \geq k, \end{aligned}$$

which concludes the proof.

7 Open questions

In Problem 1 we assume that the given costs are non-negative and require that the minimum-cost circulation x is non-negative (in addition to being integer and \mathbb{Z} -homologous to y). A natural generalization of this problem arises by allowing arbitrary costs and/or imposing arbitrary bounds on x . For orientable surfaces, adapting the formulation in (2) results again in a totally unimodular system, and the discussion in Section 3 directly extends to this more general setting. However, our algorithm for non-orientable surfaces in Section 5 does neither cover arbitrary costs nor general bounds on x . In fact, we do not know whether the generalized problem is polynomially solvable on fixed non-orientable surfaces. In particular, we do not know the complexity status of deciding feasibility in this case.

For a matrix A , let $\Delta(A)$ denote the largest absolute value of the determinant of any square submatrix of A . We remark that the generalized problem on a fixed surface of Euler genus g can be recast as an integer program of the form $\min\{c^\top x : Ax \leq b, x \geq 0, x \in \mathbb{Z}^n\}$, where A and b are integer with $\Delta(A) = 2^g$. Such a formulation is given in (2). Indeed, using the fact that the Euler genus of a non-orientable surface is equal to the largest number of pairwise disjoint one-sided simple closed curves and Lemma 8, one can show that $\Delta(\partial) = 2^g$ holds. Determining the complexity status of integer programs with $\Delta(A) \leq \text{const}$ is an open problem, see, e.g., [2].

In [2], Artmann, Weismantel, and Zenklusen obtained a polynomial-time algorithm for solving integer programs with $\Delta(A) \leq 2$. Thus, their findings imply a polynomial-time algorithm for the generalized problem on the projective plane. However, we are not aware of an efficient algorithm for the case of the Klein bottle, which has Euler genus $g = 2$.

Acknowledgments

We would like to thank Ulrich Bauer and Joseph Paat for valuable discussions on this topic.

References

- [1] Stephan Artmann, Friedrich Eisenbrand, Christoph Glanzer, Timm Oertel, Santosh Vempala, and Robert Weismantel. A note on non-degenerate integer programs with small sub-determinants. *Operations Research Letters*, 44(5):635–639, 2016.
- [2] Stephan Artmann, Robert Weismantel, and Rico Zenklusen. A strongly polynomial algorithm for bimodular integer linear programming. In *Proceedings of the Forty-Ninth Annual ACM Symposium on Theory of Computing (STOC)*, pages 1206–1219. ACM, New York, 2017.
- [3] Erin W Chambers, Jeff Erickson, and Amir Nayyeri. Homology flows, cohomology cuts. *SIAM Journal on Computing*, 41(6):1605–1634, 2012.
- [4] Michele Conforti, Samuel Fiorini, Tony Huynh, Gwenaël Joret, and Stefan Weltge. The stable set problem in graphs with bounded genus and bounded odd cycle packing number. In *Proceedings of the Fourteenth Annual ACM-SIAM Symposium on Discrete Algorithms (SODA)*, pages 2896–2915. SIAM, 2020.
- [5] Michele Conforti, Samuel Fiorini, Tony Huynh, and Stefan Weltge. Extended formulations for stable set polytopes of graphs without two disjoint odd cycles. *arXiv:1911.12179, to appear at IPCO 2020*, 2019.
- [6] Tamal K Dey, Anil N Hirani, and Bala Krishnamoorthy. Optimal homologous cycles, total unimodularity, and linear programming. *SIAM Journal on Computing*, 40(4):1026–1044, 2011.
- [7] Nathan M Dunfield and Anil N Hirani. The least spanning area of a knot and the optimal bounding chain problem. In *Proceedings of the Twenty-Seventh Annual Symposium on Computational Geometry (SOCG)*, pages 135–144. ACM, 2011.
- [8] Friedrich Eisenbrand and Robert Weismantel. Proximity results and faster algorithms for integer programming using the steinitz lemma. *ACM Transactions on Algorithms (TALG)*, 16(1):1–14, 2019.
- [9] Jeff Erickson and Amir Nayyeri. Minimum cuts and shortest non-separating cycles via homology covers. In *Proceedings of the Twenty-Second Annual ACM-SIAM Symposium on Discrete Algorithms (SODA)*, pages 1166–1176. SIAM, 2011.
- [10] Michael R Gary and David S Johnson. Computers and intractability: A guide to the theory of np-completeness, 1979.
- [11] Allen Hatcher. *Algebraic topology*. Cambridge University Press, 2005.
- [12] Aleksander Malnič and Bojan Mohar. Generating locally cyclic triangulations of surfaces. *J. Combin. Theory Ser. B*, 56(2):147–164, 1992.
- [13] Bojan Mohar and Carsten Thomassen. *Graphs on surfaces*. Johns Hopkins Studies in the Mathematical Sciences. Johns Hopkins University Press, Baltimore, MD, 2001.
- [14] George L Nemhauser and Leslie Earl Trotter. Vertex packings: structural properties and algorithms. *Mathematical Programming*, 8(1):232–248, 1975.

- [15] Christos H Papadimitriou. On the complexity of integer programming. *Journal of the ACM*, 28(4):765–768, 1981.
- [16] Alexander Schrijver. *Theory of linear and integer programming*. John Wiley & Sons, 1998.