

# The nature of the chemical bond in the dicarbon molecule

Claudio Genovese\* and Sandro Sorella\*

*SISSA – International School for Advanced Studies, Via Bonomea 265, 34136 Trieste, Italy;*

E-mail: sorella@sissa.it

## Abstract

The molecular dissociation energy has often been explained and discussed in terms of singlet bonds, formed by bounded pairs of valence electrons. In this work we use a highly correlated resonating valence bond ansatz, providing a consistent paradigm for the chemical bond, where spin fluctuations are shown to play a crucial role. Spin fluctuations are known to be important in magnetic systems and correspond to the zero point motion of the spin waves emerging from a magnetic broken symmetry state. Within our ansatz, a satisfactory description of the carbon dimer is determined by the magnetic interaction of two Carbon atoms with antiferromagnetically ordered  $S = 1$  magnetic moments. This is a first step that, thanks to the highly scalable and efficient quantum Monte Carlo techniques, may open the door for understanding challenging complex systems containing atoms with large spins (e.g. transition metals).

In a non-relativistic Hamiltonian, that do not contain explicit spin interactions, the chemical interaction is, in a conventional picture, mostly determined by covalent bonds where electrons prefer to form singlet pairs across neighbouring atoms, in this way preserving the total spin of the molecule. In this work we will show that, rather unexpectedly, the spin interaction plays a crucial role and a faithful description of the chemical bond can be obtained by allowing local spin triplet

excitations in some of the electron pairs. With standard techniques based on molecular orbitals,<sup>1</sup> it is difficult to detect this effect, and therefore we adopt the Resonating Valence Bond (RVB) paradigm,<sup>2</sup> that has been successfully applied even when standard single reference molecular orbital theory fails. Our approach generalises the standard "frozen singlet" RVB picture, thus leading to a compact and accurate description of the electron correlation, at the prize of a very small spin contamination.

We consider a very small molecule, but nevertheless very important: the carbon dimer. Its ground state is a perfect singlet, while the isolated atoms have two unpaired electrons, and any type of mean field approach, such as HF or DFT, is completely off with errors of the order of eV. Also highly correlated methods, such as coupled cluster,<sup>3-5</sup> face severe difficulties in describing its ground state properties, so that highly involved multi-configuration expansions<sup>5-7</sup> are often adopted.

In a recent study, based on a correlated valence bond approach,<sup>8</sup> Shaik *et al.* have proposed that a fourth bond is necessary to explain the  $C_2$  spectrum at low energy. Within a correlated resonating valence bond approach, they have found that the  $2\sigma$  and  $3\sigma$  molecular orbitals, after s-p hybridisation, change their nature as compared to standard molecular orbital theory and show a corresponding bonding character. By taking into account the remaining two  $\pi$  orbitals, obviously bonding, they argued that an unexpected quadruple bond should be a more appropriate description of the  $C_2$  molecule. This result was rather surprising, especially considering that quadruple bonds should very rarely occur.<sup>9-13</sup>

In this work, we also adopt a RVB approach, but with the help of a powerful statistical technique, named quantum Monte Carlo (QMC),<sup>14,15</sup> we are able to work with a very compact and accurate ansatz, that is as easy to visualise and understand as a mean field ansatz. We consider first

the most general two electron pairing function:

$$\begin{aligned}
g(\vec{r}_1 \sigma_1, \vec{r}_2 \sigma_2) &= \frac{1}{\sqrt{2}}(|\uparrow\downarrow\rangle - |\downarrow\uparrow\rangle)g_+(\vec{r}_1, \vec{r}_2) \\
&+ \frac{1}{\sqrt{2}}(|\uparrow\downarrow\rangle + |\downarrow\uparrow\rangle)g_-(\vec{r}_1, \vec{r}_2) \\
&+ |\uparrow\uparrow\rangle g_{\uparrow}(\vec{r}_1, \vec{r}_2) + |\downarrow\downarrow\rangle g_{\downarrow}(\vec{r}_1, \vec{r}_2)
\end{aligned} \tag{1}$$

where, in order to satisfy the Pauli principle  $g(\vec{r}_1 \sigma_1, \vec{r}_2 \sigma_2) = -g(\vec{r}_2 \sigma_2, \vec{r}_1 \sigma_1)$ , yielding  $g_{\pm}(\vec{r}_1, \vec{r}_2) = \pm g_{\pm}(\vec{r}_2, \vec{r}_1)$  and  $g_{\sigma}(\vec{r}_2, \vec{r}_1) = -g_{\sigma}(\vec{r}_2, \vec{r}_1)$  for  $\sigma = \uparrow, \downarrow$ . When considering a generic (even) number  $N$  of electrons of given spin  $\sigma_i$  and positions  $\vec{r}_i$  ( $i = 1, \dots, N$ ), we antisymmetrise the product over all the electron pairs that are determined by the *same* pairing function. The corresponding wave function (WF) represents the most general mean-field state, namely the ground state of a mean-field Hamiltonian containing also BCS anomalous terms, projected onto a given number  $N$  of particles and total spin projection  $S_{tot}^z = \sum_{i=1} \sigma_i$  along the  $z$ -quantization axis. This WF is known as the Antisymmetrised Geminal Product (AGP). There are three important cases: i) when no triplet correlations are allowed, we have a perfect singlet and we denote it by AGPs; ii) when only the parallel spin term of the triplet component are omitted (namely the last line in Eq. (1), the WF can break the spin symmetry but the magnetic order parameter can be directed only in the  $z$ -quantization axis, and in this case we will refer to AGPu; iii) the most important case is the most general one that contains all triplet contributions. Henceforth it will be indicated with AGP, as we believe it represents the most powerful description of the chemical bond within the paradigm developed in this work. Its practical implementation requires the use of Pfaffian's algebra, as already described in Ref.<sup>16</sup>

Originally the AGPs was found to be very poor, violating size consistency even in cases where the HF was size consistent. The important ingredient, solving the above issues,<sup>17,18</sup> by dramatically improving the accuracy of this WF, is the introduction of a correlated term named Jastrow factor, that can weight the energetically too expensive configurations where electrons are too close and feel the large Coulomb repulsion. In this simplified picture, introduced by P.W. Anderson long

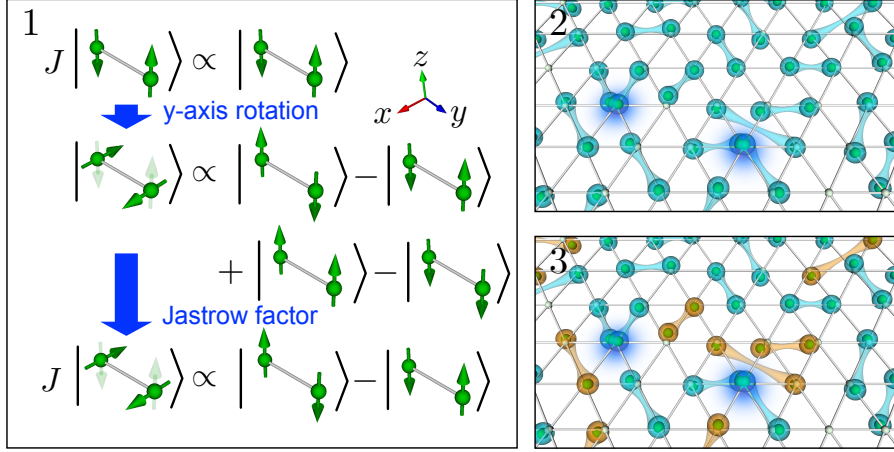


Figure 1: (1) Restoring the singlet state for the Jastrow correlated broken symmetry ansatz. The Jastrow factor cannot change the broken symmetry ansatz if it is oriented in the same quantization axis ( $z$ -axis) of the electron basis. If we rotate the spins of the broken symmetry ansatz by 90 degrees around the  $y$ -axis, the state becomes a quite general linear combination of spin configurations in the original basis. By carefully tuning the weights of each configuration with an appropriate spin-dependent Jastrow factor, we can recover the exact expansion of the singlet state in this basis. (2) Cartoon picture of a typical valence bond generated by the Jastrow correlated AGP WFs used in this work limited to only singlet bonds (JAGPs defined in main text) and (3) containing both singlet and triplet bonds (JAGP). The balls indicate the electrons, singlet and triplet bonds are displayed with cyan and orange colours, respectively. The main effect of the Jastrow factor is to reduce the probability that different electron bond pairs overlap on the same atom, in this way avoiding the effect of the strong Coulomb repulsion, and dramatically improving the quality of the simpler AGP ansatz.

time ago,<sup>19</sup> one can consider with a *single pairing function* all the valence bond (VB) configurations (see Figure 1.1), in practice with almost optimal weights. This has been shown for instance in strongly correlated lattice models.<sup>20</sup>

The Jastrow factor is an explicitly symmetric function of the  $N$  coordinates and spins:

$$J(\vec{r}_1\sigma_1, \vec{r}_2\sigma_2, \dots, \vec{r}_N\sigma_N) = \prod_{i \neq j} [f_{\sigma_i, \sigma_j}(\vec{r}_i, \vec{r}_j)], \quad (2)$$

where  $f$ , at variance of  $g$ , is the most general two-particle bosonic (and positive) WF. This form of the Jastrow is more general than the conventional one because, usually, a simplified or even absent spin dependency in the  $f$  function is adopted, denoted in the following with the symbol  $J_s$ . Without

including spin dependency a perfect singlet remains such after multiplication of the Jastrow. However the spin dependency is necessary if we want to recover the singlet from a spin contaminated broken symmetry ansatz. Though this feature is obviously approximate, it generalises in a rather convenient way the so called “symmetry restoring after projection”.<sup>21,22</sup> As shown in Figure 1.1 a simple way to understand this effect is to consider two atoms with opposite spins. If the spins are oriented in the direction of the electronic basis, defining our Jastrow in Eq. (2), the latter one cannot have any effect in the total WF. Conversely, it turns out energetically convenient to orient the spins of the atoms in a direction perpendicular to the previous one. In this way (see Figure 1.1) the Jastrow can suppress the unfavored triplet configurations with parallel spins. This optimal spin-orientation is rigorously valid within the well known spin-wave theory of a quantum antiferromagnet, and the Jastrow in this case allows the description of the quantum fluctuations and the corresponding zero point energy, even for a finite (as is our case) number of atoms.<sup>23</sup>

Before going in more details we summarise in Figure 1.2-3 the physical picture of our WF in the realistic case when the Coulomb repulsion is strong and, in a given atom, it is unlikely to have doubly occupied orbitals. In this way the expansion of the many body WF, can be seen as a liquid “soup” of mainly non-overlapping singlet and triplet bonds. Our findings indicate that, despite this picture was introduced long time ago, the important role of fluctuating triplet bonds has not been fully appreciated so far.

## 1 Method

After the optimization we have computed not only the total energy, but also the total spin square,<sup>24</sup> that can be efficiently evaluated by QMC. The first quantity can be further improved by the so called Fixed Node projection (FN), that basically allows the lowest possible energy with a Jastrow  $J$  not limited only to two electron correlation. In order to avoid too cumbersome tables, in the following we report only FN energy results obtained with this very accurate technique, whereas all the other quantities refer just to the bare variational WF with the explicit Jastrow written in

Eq. (2). Within this technique it is also possible to consider the spin square value restricted in a given region of space  $\Lambda$ , namely

$$\vec{S}^2(\Lambda) = \left[ \int_{\mathbf{x} \in \Lambda} d^3x \sum_{i=1}^N \vec{S}_i \delta(\vec{x} - \vec{r}_i) \right]^2, \quad (3)$$

by extending the calculation described in Ref.<sup>25</sup> only within the region  $\Lambda$ . Here  $\vec{S}_i$  is the spin operator acting on the electron at the position  $\vec{r}_i$ . Unless otherwise specified, in all molecular diatomic calculations,  $\Lambda$  is determined by dividing the whole space into two regions separated by a plane cutting the molecule into two equivalent ones containing only one atom.

## 2 Wave Function

In this section we will show how to define and calculate the WFs product of the general Antisymmetrised Geminal Power (AGP), or its restricted formulation (AGPs and AGPu), and the JF for a given configuration of electronic positions and spins  $\mathbf{X} = \{(\mathbf{r}_1 \uparrow), \dots, (\mathbf{r}_{N_\uparrow} \uparrow), (\mathbf{r}_{N_\uparrow+1} \downarrow), \dots, (\mathbf{r}_N \downarrow)\}$ .

### 2.1 The basis set

The electronic coordinates are expanded in a set of localised gaussian orbitals  $\{\phi_{I,v}(\mathbf{r})\}$ , where  $I$  and  $v$  indicate the  $v$ -th orbital centred on the  $I$ -th atom at the position  $\mathbf{R}_I$  in the form

$$\phi_{I,v}(\mathbf{r}) = e^{-\frac{|\mathbf{r}-\mathbf{R}_I|^2}{Z_v}} [Y_{l_v, m_v} \pm Y_{l_v, -m_v}], \quad (4)$$

where  $Z_v$  is a numerical coefficient that describes how diffuse the atomic orbital is around the atom, while  $Y_{l_v, m_\mu}$  is the spherical harmonic function with angular quantum numbers  $l_v$  and  $m_v$ . The sign of the combination  $[Y_{l_v, m_v} \pm Y_{l_v, -m_v}]$  is chosen to ensure the orbital type  $v$  to be real. This basis set has been used without further contractions for the description of the JF, but we had

to use a different solution in order to consider a large gaussian basis set for the AGP, AGPs and AGPu with a reasonable computational cost. Indeed for this study we used hybrid atomic orbitals (HO)<sup>26,27</sup> obtained as linear combinations of elements of the gaussian basis set

$$\bar{\phi}_{I,\omega}(\mathbf{r}) = \sum_{\nu} \mu_{\omega,\nu} \phi_{I,\nu}(\mathbf{r}). \quad (5)$$

Our choice is to use HO to describe the atomic orbitals that physically play a role. By taking into account that the atoms considered here can be obtained by the occupation of at most two s-wave and three p-wave orbitals we decided to use five HOs both for the carbon and nitrogen atoms. For the sake of compactness we indicate the basis as  $\{\phi_k(\mathbf{r})\}$  combining the indices  $\omega$  and  $I$  in a single index  $k$  for a lighter notation. The use of HO basis set allows us to expand the wave function in a large set of atomic gaussian orbitals, while remaining with a reasonably small number of variational parameters.

## 2.2 The AGP

The AGP is the most general WF that can be built using the pairing function and contains the AGPs and the AGPu as particular cases. In the following we will explain how to calculate the full AGP including all the terms from Eq.(1). The algebra used for the AGP applies also to AGPs and AGPu exactly in the same way, but in the latter case a further simplification lead to the canonical determinant form for their evaluation as shown in literature.<sup>17,28-31</sup>

The building block of the AGP in a given basis set  $\phi(\mathbf{r})$  is, as mentioned, the pairing function whose general parametrization is

$$g(\mathbf{r}_1\sigma_1, \mathbf{r}_2\sigma_2) = \sum_{k,l} \lambda_{k,l}^{\sigma_1\sigma_2} \phi_k(\mathbf{r}_1)\phi_l(\mathbf{r}_2), \quad (6)$$

where  $\lambda$  is a matrix representing  $g$  with a finite number of variational parameters. For simplicity we will enumerate the spin up electrons from 1 to  $N_{\uparrow}$  and the spin down ones from  $N_{\uparrow} + 1$  to  $N$ . To

build the AGP we consider a generic number  $N$  of electrons of given spin  $\sigma_i = \pm 1/2$  and positions  $\vec{r}_i$  ( $i = 1, \dots, N$ ). We then antisymmetrize the product over all the electron pairs that, by definition, occupy the *same* pairing function. Considering for the moment an even number of electrons we can build the matrix that contains all the pairs as

$$W = \begin{pmatrix} 0 & g(\mathbf{r}_1 \uparrow, \mathbf{r}_2 \uparrow) & \cdots & g(\mathbf{r}_1 \uparrow, \mathbf{r}_N \downarrow) \\ g(\mathbf{r}_2 \uparrow, \mathbf{r}_1 \uparrow) & 0 & \cdots & g(\mathbf{r}_2 \uparrow, \mathbf{r}_N \downarrow) \\ \vdots & \vdots & \ddots & \vdots \\ g(\mathbf{r}_{N-1} \downarrow, \mathbf{r}_1 \uparrow) & g(\mathbf{r}_{N-1} \downarrow, \mathbf{r}_2 \uparrow) & \cdots & g(\mathbf{r}_{N-1} \downarrow, \mathbf{r}_N \downarrow) \\ g(\mathbf{r}_N \downarrow, \mathbf{r}_1 \uparrow) & g(\mathbf{r}_N \downarrow, \mathbf{r}_2 \uparrow) & \cdots & 0 \end{pmatrix}. \quad (7)$$

It is a  $N \times N$  matrix where to each row and to each column corresponds an electron. We can distinguish four different blocks of this matrix depending on the spin of the pairs. We can write the matrix  $W$  as

$$W = \begin{pmatrix} W_{\uparrow\uparrow} & W_{\uparrow\downarrow} \\ W_{\downarrow\uparrow} & W_{\downarrow\downarrow} \end{pmatrix} \quad (8)$$

where  $W_{\uparrow\uparrow}$  and  $W_{\downarrow\downarrow}$  are respectively a  $N_{\uparrow} \times N_{\uparrow}$  and a  $N_{\downarrow} \times N_{\downarrow}$  antisymmetric matrices that take into account the parallel spin terms of the triplet, while  $W_{\uparrow\downarrow}$  is a  $N_{\uparrow} \times N_{\downarrow}$  matrix such that  $W_{\uparrow\downarrow} = -W_{\downarrow\uparrow}^T$ , describing the remaining triplet and singlet contribution.

The extension to an odd number of electrons requires the use of an unpaired orbital that is added as last row and column of the matrix  $W$ . Being  $\Theta_{\uparrow}$  the vector containing the value of  $\Theta(\mathbf{r})$  calculated at the  $\uparrow$  electronic positions and  $\Theta_{\downarrow}$  the one calculated for the  $\downarrow$  electronic positions. We modify the matrix in Eq. (8) as

$$W = \begin{pmatrix} W_{\uparrow\uparrow} & W_{\uparrow\downarrow} & \Theta_{\uparrow} \\ W_{\downarrow\uparrow} & W_{\downarrow\downarrow} & \Theta_{\downarrow} \\ -\Theta_{\uparrow}^T & -\Theta_{\downarrow}^T & 0 \end{pmatrix}. \quad (9)$$

In theory it is possible to further add an arbitrary number of pairs of unpaired orbitals in the same



way. In this case  $\Theta_{\uparrow}$  and  $\Theta_{\downarrow}$  are defined as matrices of size  $N_{\uparrow} \times N_{unpaired}$  and  $N_{\downarrow} \times N_{unpaired}$  respectively.

As suggested by the name Antisymmetrized Geminal Power, our goal is to define a WF that is literally the antisymmetrized product of the geminals and the unpaired orbitals (if present), namely

$$\Phi(\mathbf{X}) = \sum_{\alpha} \text{Sgn}(\alpha) (g(\mathbf{r}_{1\alpha} \sigma_{1\alpha}, \mathbf{r}_{2\alpha} \sigma_{2\alpha}) g(\mathbf{r}_{3\alpha} \sigma_{3\alpha}, \mathbf{r}_{4\alpha} \sigma_{4\alpha}) \cdots g(\mathbf{r}_{p-1\alpha} \sigma_{p-1\alpha}, \mathbf{r}_{p\alpha} \sigma_{p\alpha}) \Theta_1(\mathbf{r}_{p+1\alpha}) \cdots \Theta_{N-p}(\mathbf{r}_{N\alpha})), \quad (10)$$

where  $\alpha$  is one of the possible way of distributing the  $N$  electrons between the  $N/2$  pairs and the  $N_{unpaired}$  unpaired orbitals  $\Theta$  and  $\text{Sgn}(\alpha)$  is the sign of the corresponding permutation of the particles that is required to insure the fermionic behaviour. The pfaffian is the algebraic operation that performs this task<sup>16,32</sup> yielding

$$\Psi_{AGP}(\mathbf{X}) = \text{Pf}(W). \quad (11)$$

### 2.2.1 Pfaffian Definition

The pfaffian is an algebraic operation defined for antisymmetric square matrix with an even number of rows and columns. This is always compatible with our matrix  $W$  that is antisymmetric and has always an even number of rows and columns for each value of  $N$ . Before introducing the pfaffian we define a partition of the matrix  $W$  as

$$A(\alpha) = \text{sign}(\alpha) \prod_{k=1}^M W_{i_k, j_k} \quad (12)$$

where all  $i_k$  and  $j_k$  are different,  $i_k < j_k$  for each  $k$  and  $i_1 < i_2 < \cdots < i_N$ . The  $\text{sign}(\alpha)$  is given by the permutation of the vector of the indices  $\{i_1, j_1, i_2, j_2, \dots, i_M, j_M\}$ . The pfaffian is then defined

as

$$\text{Pf}(W) = \sum_{\alpha} A(\alpha) \quad (13)$$

where the sum over  $\alpha$  is extended over all the possible partitions. The result is such that  $\text{Pf}(W)^2 = \det(W)$ . To better clarify the correspondence to the Eq. (10) an alternative definition<sup>33</sup> of the Pfaffian can be adopted. It can indeed be defined alternatively as

$$\text{Pf}(W) = \left[ (N/2)! 2^{N/2} \right]^{-1} \sum_P \text{sign}(P) \prod_{k_p=1}^{N/2} W_{i_{k_p} j_{k_p}} \quad (14)$$

where  $P$  now represents a generic permutation of the possible row and column indices of the matrix without any constraints and the  $\text{sign}(P)$  is the parity of the permutation. It is easy to recognize the antisymmetrized sum corresponding to the Eq. (10) in this definition. Let us introduce now a further property of the Pfaffian that will be useful for the definition of the AGPs and AGPu. In the following we will indicate with  $0$  a  $m \times m$  matrix with all vanishing elements and  $B$  a generic  $m \times m$  matrix, we have that

$$\text{Pf} \begin{bmatrix} 0 & B \\ -B^T & 0 \end{bmatrix} = (-1)^{m(m-1)/2} \det(B). \quad (15)$$

### 2.3 AGPs and AGPu

In the case of AGPs and AGPu the matrices  $W_{\uparrow\uparrow}$  and  $W_{\downarrow\downarrow}$  are identically zero, and, in particular, for the AGPs the matrix  $W_{\uparrow\downarrow}$  is symmetric. Moreover it is necessary to add  $N_{unpaired} = |N_{\uparrow} - N_{\downarrow}|$  unpaired orbitals with a single spin component  $\uparrow$  or  $\downarrow$  depending on the polarization. Supposing for simplicity  $N_{\uparrow} > N_{\downarrow}$ , under these constraints, Eq.(9) can be simplified as

$$W = \begin{pmatrix} 0 & W_{\uparrow\downarrow} & \Theta_{\uparrow} \\ -W_{\uparrow\downarrow}^T & 0 & 0 \\ -\Theta_{\uparrow}^T & 0 & 0 \end{pmatrix}. \quad (16)$$

With this definition we can calculate the value of the AGPs and AGPu directly using Eq.(11). However we can further simplify the calculation for AGPs and AGPu by noticing that Eq.(16) is consistent with Eq.(15) upon substitution of  $B = (W_{\uparrow\downarrow}\Theta_{\uparrow})$ , yielding a determinant of a smaller matrix containing only  $W_{\uparrow\downarrow}$  and  $\Theta_{\uparrow}$ .

## 2.4 Jastrow Factor

A common strategy within QMC is to multiply the WF with an exponential JF to improve the ground state description. By means of the exponential modulation provided by the JF we can take into account the electron correlation, by also speeding up the convergence to the complete basis set limit. Indeed, with an appropriate choice the JF can also satisfy exactly the electron-electron and electron-ion cusp conditions of the many-body WF, consequences of the Coulomb  $1/r$  singularity. Our JF has two main contributions

$$J(\mathbf{X}) = e^{U_{ei}+U_{ee}}, \quad (17)$$

where  $U_{ei}$  is a single body term that treats explicitly the electron-ion interaction and  $U_{ee}$  is a many-body term to take into account the electronic correlation. The single body term is in the form

$$U_{ei} = \sum_{i=1}^N u_{ei}(\mathbf{r}_i), \quad (18)$$

with  $u_{ei}$  being

$$u_{ei}(\mathbf{r}_i) = - \sum_{I=1}^{\#ions} Z_I \frac{1 - \exp(b_{ei}|\mathbf{r}_i - \mathbf{R}_I|)}{b_{ei}}, \quad (19)$$

where  $Z_I$  is the atomic number of the atom  $I$  and  $b_{ei}$  is a variational parameter. The electron-electron term is instead written as

$$U_{ee} = \sum_{i<j} u_{ee}(\mathbf{r}_i\sigma_i, \mathbf{r}_j\sigma_j), \quad (20)$$

where the sum is extended over the pairs of different electrons and where

$$u_{ee}(\mathbf{r}_i\sigma_i, \mathbf{r}_j\sigma_j) = k_{\sigma_i, \sigma_j} \frac{|\mathbf{r}_i - \mathbf{r}_j|}{1 + b_{\sigma_i, \sigma_j}^{ee} |\mathbf{r}_i - \mathbf{r}_j|} + b(\mathbf{r}_i\sigma_i, \mathbf{r}_j\sigma_j), \quad (21)$$

with the  $2 \times 2$  matrix  $b_{\sigma, \sigma'}^{ee}$  described by one  $b_{\sigma, \sigma'}^{ee} = b^{ee}$  or two variational parameters for  $\sigma_i = \sigma_j$  when  $k_{\sigma_i, \sigma_j} = 1/4$  and  $b_{\sigma, \sigma'}^{ee} = b_{\parallel}^{ee}$  and for  $\sigma_i \neq \sigma_j$  when  $k_{\sigma_i, \sigma_j} = 1/2$  and  $b_{\sigma, \sigma'}^{ee} = b_{\perp}^{ee}$ . The conventional expression for the JF can be obtained by removing all spin dependency in the previous expressions and remaining only with the variational parameters corresponding to the opposite spin case  $k_{\sigma_i, \sigma_j} = 1/2$  and  $b_{\sigma, \sigma'}^{ee} = b^{ee}$ .

As already anticipated, thanks to the first term in Eq. (21) and the chosen form of  $u_{ei}$  we can explicitly deal with the cusp conditions of the electron-electron and electron-ion potentials, respectively. This highly increases the convergence to the basis set limit without considering too much sharp (with large exponents) gaussian orbitals. The second term in Eq. (21) instead is a bosonic pairing function  $b$  that has the same definition of Eq. (6) but without the symmetry constraints required by the fermions. The use of this term highly improves the description of the charge and spin correlations of the system, as opposed to the very common choice to adopt a simplified or even absent spin dependency function in the function  $b$ , describing only the charge correlation. In the following we have indicated the JF without spin dependency as  $J_s$ .

### 3 Results

Table 1: Spin measures with the different WFs.

	$S^2$			$2\mu_B$
	Atom	Molecule	Half Molecule	Moment $\parallel z$
JsAGPs	2.00	0.00	1.529(4)	0.0005(4)
JAGPu	2.00534(3)	0.1743(5)	1.760(2)	0.5833(4)
JsAGP	2.00418(5)	0.2880(4)	2.0185(5)	0.7194(4)
JAGP	2.00542(1)	0.0327(1)	2.0649(3)	0.0013(5)
Exact	2.00	0.00	-	-

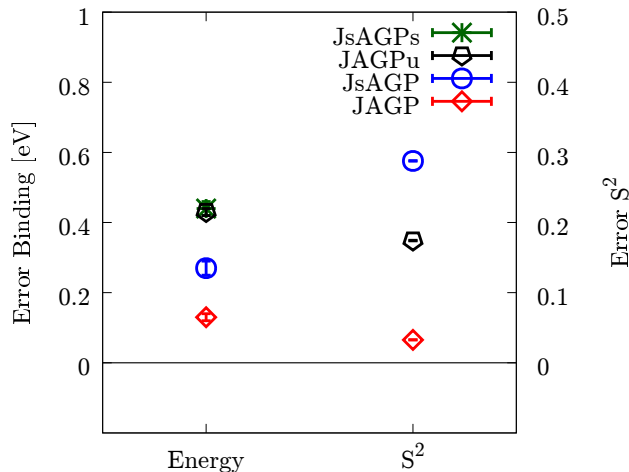


Figure 2: Energy and spin  $S^2$  for different WFs.

In the following we report detailed calculations by using the setup and the methodology described in the previous sections. As it is shown in Tab. 1, in the broken symmetry ansatz JsAGPu the total spin value is rather large, implying a large spin contamination, that is not present in the atom. By turning on the triplet correlations in the pairing function  $g$  and restricting the Jastrow factor to depend only on the electronic densities, i.e. the JsAGP case in Tab. 1, the contamination is even worse with an increase of the total spin. Remarkably, by using the proposed spin-dependent Jastrow factor  $J$  in Eq. (2), it is possible to recover an almost exact singlet WF. This confirms the picture that the  $C_2$  molecule can be considered as the smallest antiferromagnet made of two atoms with opposite spins. Indeed, when we go from the broken symmetry ansatz and include correctly the quantum fluctuations in *JAGP* the WF becomes almost exact, because, as it is shown in Figure 2, it is not only an almost perfect singlet but recovers almost all the molecular binding. The energy associated with spin fluctuations can be quantified in analogy with the simple model of two  $S = 1$  spins interacting with an Heisenberg antiferromagnetic coupling  $J\vec{S}_1 \cdot \vec{S}_2$ <sup>34</sup>. Here the singlet ground state with energy  $-2J$  is below the classical energy  $-J$  of two antiparallel spin along a chosen direction. Analogously the JAGP ansatz has a spin fluctuation energy gain referenced to the corresponding JAGPu one (see Fig. 1.1). As it is shown in the in Figure (2) and in appendix Tab.II this energy gain represents a large fraction of the estimated energy ( $\simeq 0.5eV$ <sup>8</sup>) to break the fourth bond, i.e.  $\simeq 0.30eV$ .

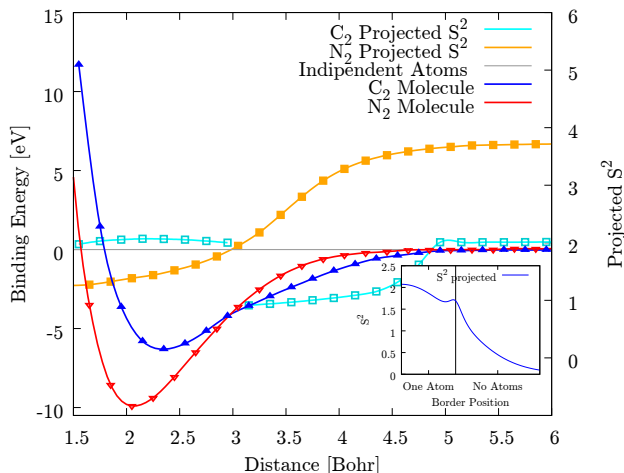


Figure 3: Size consistency of carbon and nitrogen dimers: both the systems at large distance recover the energy and the expectation value of the  $S^2$  operator of two isolated atoms. At bond distance however the carbon atoms maintain a large localized  $S^2$ , while the spin of the nitrogen atoms is much smaller than the corresponding atomic value. Lines are guides to the eye. In the carbon dimer the sharp change of the projected  $S^2$  at around 3  $a.u.$  distance is probably a consequence of an avoided crossing between two energy levels with the same  $^1\Sigma_g^+$  symmetry, that has been shown in an accurate and detailed DMRG calculation.<sup>35</sup> In the inset the projected spin square [Eq. (3) in the text] of the  $C_2$  molecule at equilibrium computed as a function of  $\Lambda$ . The semi-infinite region contains one or no atom as a function of the distance between the plane perpendicular to the molecular axis, defining this region, and the center of the molecule.

When the two atoms are placed at large distance it is clear that their spins have to be equal to the corresponding isolated  $S = 1$  atomic value. What is really surprising in this small molecule, is that (see Figure 3) the spin  $S^2(\Lambda)$  around a single atom is almost the same ( $S^2(\Lambda) = 2$ ) when we are at bond distance, showing that the local spin moment is large even in this regime. This effect is very robust (see the inset in Fig. 3) as we have found that almost all the atomic spin is extremely localized around the nuclear positions, and its value can be measured with no ambiguities. This is a special feature of the  $C_2$  molecule, and contrasts with the behaviour of other molecules. For instance there exists an ongoing debate on why the chemical bond in  $C_2$  is stronger than in acetylene, which has a triple bond, but  $C_2$  has a longer bond and a smaller force constant than the C-C bond of HCCH. In our picture the simple answer is that the  $C_2$  chemical bond is increased by a sizable "long distance" magnetic contribution because the atomic spin moment is basically unscreened as opposed to a standard triple bond molecule, triple bond that is obviously more effec-

Table 2: Expectation value of the total spin square  $S^2$  for different systems. In this table also an evaluation of the local moment  $S_{half}^2$  is shown, that is defined here by the expectation value of the spin square operator, measured in the two semi-infinite regions, each one containing half the molecule, specularly symmetric with respect to a plane perpendicular to the molecular axis.

	$S^2$	$S_{half}^2$
$C_2$	0.0327(1)	2.0649(3)
$N_2$	0.0061(1)	1.3760(3)
$HCCH$	0.0045(1)	1.3889(2)

tive to reduce the bond length, dominated by charge electrostatic. Indeed in Tab. 2 it is evident that in the triple bond  $N_2$  and  $HCCH$  dimers the total spin square  $S_{half}^2$  calculated for each monomer is much smaller than the one expected for an independent  $N$  atom or a  $CH$  group, suggesting that the high value of  $S_{half}^2$  for the carbon dimer is a peculiar feature of this system. Moreover in Fig. 3 we report the JAGP dispersion curve for the  $N_2$  molecule: in a standard triple bond, the spin around each atom is substantially screened and therefore much below the free atomic value, fully recovered only at large distance. Note that also the  $N_2$  molecule is very well represented by our ansatz, e.g. with an estimated well depth of 229.1(1) kcal/mol in very good agreement with the estimated exact one of 228.48(6) kcal/mol.<sup>36</sup>

As shown in the appendix, our variational estimate is essentially the state of the art for an all-electron calculation.

## 4 Conclusion

We have studied in details the simple  $C_2$  molecule and found, rather unexpectedly over previous expectations, that a large fraction of the chemical bond can be attributed to spin fluctuations. Indeed, when we allow our WF for triplet correlations both in the Jastrow and in the mean field part, we obtain a remarkable improvement in the description of the bond.

It is particularly instructive to see the role of correlation in modifying the molecular orbitals, by taking as a reference the ones corresponding to a simple DFT double bond picture. The AGP part of our WF, after full optimization of the energy in presence of the Jastrow factor, can be also

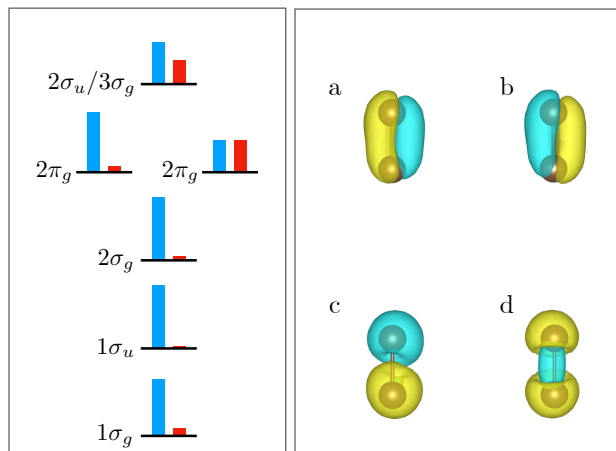


Figure 4: Left panel: after breaking the spin symmetry, each spin-independent orbital of an unrestricted Slater determinant ansatz splits into a pair of single occupied ones with no definite spin projection. The histograms represent the corresponding spin component weights: the height of the blue (red) rectangle indicates the percentage of the majority (minority) spin. Notice that the occupation order is different in DFT calculations where the order is  $1\sigma_g/1\sigma_u/2\sigma_g/2\sigma_u/2 \times (2\pi_g)$  and where the orbitals have a single spin component. Right panel: majority and minority spin orbitals with the most relevant spin contamination. The orbitals (a) and (b) come from the  $2\pi_g$  and have the same weight, the orbitals (c) and (d) are the last occupied ones (indicated as  $2\sigma_u/3\sigma_g$ ), in this case the (c) orbital has a 65% and the (d) one a 35% weight.

recasted in terms of molecular orbitals by an almost standard diagonalization.<sup>25</sup> The spin character of the resulting orbitals are displayed in Fig.4, where it is shown that i) at variance of the DFT mean-field ansatz, the  $3\sigma_g$  bonding orbital is eventually present as the minority spin component of the HOMO, in partial agreement with the quadruple bond picture. ii) in our ansatz however the main effect that mostly determines the chemical bond is the spin contamination of the most important occupied orbitals  $2\sigma_u, 3\sigma_g$  and  $2\pi'_g$ 's. In this way they can contribute to the bonding by means of the corresponding spin-fluctuation energy gain, that is instead vanishing for the inner core orbitals (this is because they have a definite spin in the same quantization axis chosen for the Jastrow factor, see explanation in Fig. 1.1).

We have shown therefore that the bonding in  $C_2$  cannot be explained with charge electrostatic, and instead the large atomic spin value confirms that the energy is intimately due to correlation, the same that allows, by means of our Jastrow factor, the evaluation of the spin-wave zero point energy of a quantum antiferromagnet.



## Acknowledgements

We thank A. Zen and K. Jordan for useful discussion and for carefully reading the manuscript before submission. We acknowledge PRIN-2017 for financial support and CINECA PRACE-2019 for computational resources.

## Data Availability

The data that support the findings of this study are available from the corresponding author upon reasonable request.

## References

- (1) Salem, L.; Colin, R. The Electronic Properties of Diradicals. *Angewandte Chemie* **1972**, *11*, 92–111.
- (2) Pauling, L. *The nature of the Chemical Bond*; 3rd ed. Cornell University Press, Itaca, New York, 1960.
- (3) Watts, J. D.; Bartlett, R. J. Coupled-cluster calculations on the C<sub>2</sub> molecule and the C<sup>+</sup><sub>2</sub> and C<sup>-</sup><sub>2</sub> molecular ions. *The Journal of Chemical Physics* **1992**, *96*, 6073–6084.
- (4) Karton, A.; Tarnopolsky, A.; Martin, J. M. L. Atomization Energies of the Carbon Clusters C<sub>n</sub> (n = 2-10) Revisited by Means of W4 Theory as well as Density Functional, G<sub>n</sub>, and CBS Methods. *Mol. Phys.* **2008**, *107*, 977–990.
- (5) Zou, W.; Cremer, D. C<sub>2</sub> in a Box: Determining Its Intrinsic Bond Strength for the X<sup>1</sup>Σ<sub>g</sub><sup>+</sup> Ground State. *Chemistry – A European Journal* **2016**, *22*, 4087–4099.
- (6) Toulouse, J.; Umrigar, C. J. Full optimization of Jastrow-Slater wave functions with appli-

- cation to the first-row atoms and homonuclear diatomic molecules. *The Journal of Chemical Physics* **2008**, *128*, 174101.
- (7) Booth, G. H.; Cleland, D.; Thom, A. J. W.; Alavi, A. Breaking the carbon dimer: The challenges of multiple bond dissociation with full configuration interaction quantum Monte Carlo methods. *The Journal of Chemical Physics* **2011**, *135*, 084104.
- (8) Shaik, S.; Danovich, D.; Wu, W.; Su, P.; Rzepa, H. S.; Hiberty, P. C. Quadruple bonding in C<sub>2</sub> and analogous eight-valence electron species. *Nature chemistry* **2012**, *4* 3, 195–200.
- (9) Zhong, R.; Zhang, M.; Xu, H.; Su, Z. Latent harmony in dicarbon between VB and MO theories through orthogonal hybridization of  $3\sigma_g$  and  $2\sigma_u$ . *Chemical science* **2016**, *7*, 1028–1032.
- (10) Frenking, G.; Hermann, M. Comment on “The Quadruple Bonding in C<sub>2</sub> Reproduces the Properties of the Molecule”. *Chemistry – A European Journal* **2016**, *22*, 18975–18976.
- (11) Shaik, S.; Danovich, D.; Braida, B.; Hiberty, P. C. The Quadruple Bonding in C<sub>2</sub> Reproduces the Properties of the Molecule. *Chemistry – A European Journal* **2016**, *22*, 4116–4128.
- (12) de Sousa, D. W. O.; Nascimento, M. A. C. Is There a Quadruple Bond in C<sub>2</sub>? *Journal of Chemical Theory and Computation* **2016**, *12*, 2234–2241, PMID: 27045682.
- (13) Brańda, B.; Toulouse, J.; Caffarel, M.; Umrigar, C. J. Quantum Monte Carlo with Jastrow-valence-bond wave functions. *The Journal of Chemical Physics* **2011**, *134*, 084108.
- (14) Foulkes, W. M. C.; Mitas, L.; Needs, R. J.; Rajagopal, G. Quantum Monte Carlo simulations of solids. *Rev. Mod. Phys.* **2001**, *73*, 33–83.
- (15) Sorella, S.; Zen, A. In *Many-Electron Approaches in Physics, Chemistry and Mathematics: A Multidisciplinary View*; Bach, V., Delle Site, L., Eds.; Springer International Publishing: Cham, 2014; pp 377–392.

- (16) Bajdich, M.; Mitas, L.; Drobný, G.; Wagner, L. K.; Schmidt, K. E. Pfaffian Pairing Wave Functions in Electronic-Structure Quantum Monte Carlo Simulations. *Phys. Rev. Lett.* **2006**, *96*, 130201.
- (17) Neuscamman, E. Size Consistency Error in the Antisymmetric Geminal Power Wave Function can be Completely Removed. *Phys. Rev. Lett.* **2012**, *109*, 203001.
- (18) Marchi, M.; Azadi, S.; Casula, M.; Sorella, S. Resonating valence bond wave function with molecular orbitals: Application to first-row molecules. *The Journal of Chemical Physics* **2009**, *131*, 154116.
- (19) Anderson, J. B. *J. Chem. Phys.* **1975**, *63*, 1499.
- (20) Becca, F.; Capone, M.; Sorella, S. Spatially homogeneous ground state of the two-dimensional Hubbard model. *Phys. Rev. B* **2000**, *62*, 12700–12706.
- (21) Scuseria, G. E.; Jimenez-Hoyos, C. A.; Henderson, T. M.; Samanta, K.; Ellis, J. K. Projected quasiparticle theory for molecular electronic structure. *The Journal of Chemical Physics* **2011**, *135*, 124108.
- (22) Shi, H.; Jiménez-Hoyos, C. A.; Rodríguez-Guzmán, R.; Scuseria, G. E.; Zhang, S. Symmetry-projected wave functions in quantum Monte Carlo calculations. *Phys. Rev. B* **2014**, *89*, 125129.
- (23) FranjiÄG, F.; Sorella, S. Spin-Wave Wave Function for Quantum Spin Models. *Progress of Theoretical Physics* **1997**, *97*, 399–406.
- (24) Zen, A.; Coccia, E.; Luo, Y.; Sorella, S.; Guidoni, L. Static and Dynamical Correlation in Diradical Molecules by Quantum Monte Carlo Using the Jastrow Antisymmetrized Geminal Power Ansatz. *Journal of Chemical Theory and Computation* **2014**, *10*, 1048–1061, PMID: 26580182.

- (25) Genovese, C.; Shirakawa, T.; Nakano, K.; Sorella, S. General correlated geminal ansatz for electronic structure calculations: exploiting Pfaffians in place of determinants. 2020.
- (26) Casula, M.; Attaccalite, C.; Sorella, S. Correlated geminal wave function for molecules: An efficient resonating valence bond approach. *The Journal of Chemical Physics* **2004**, *121*, 7110–7126.
- (27) Casula, M.; Sorella, S. Geminal wave functions with Jastrow correlation: A first application to atoms. *The Journal of Chemical Physics* **2003**, *119*, 6500–6511.
- (28) Genovese, C.; Meninno, A.; Sorella, S. Assessing the accuracy of the Jastrow antisymmetrized geminal power in the H4 model system. *The Journal of Chemical Physics* **2019**, *150*, 084102.
- (29) Neuscamman, E. Communication: A Jastrow factor coupled cluster theory for weak and strong electron correlation. *The Journal of Chemical Physics* **2013**, *139*, 181101.
- (30) Neuscamman, E. The Jastrow antisymmetric geminal power in Hilbert space: Theory, benchmarking, and application to a novel transition state. *The Journal of Chemical Physics* **2013**, *139*, 194105.
- (31) Stella, L.; Attaccalite, C.; Sorella, S.; Rubio, A. Strong electronic correlation in the hydrogen chain: A variational Monte Carlo study. *Phys. Rev. B* **2011**, *84*, 245117.
- (32) Bajdich, M.; Mitas, L.; Wagner, L. K.; Schmidt, K. E. Pfaffian pairing and backflow wavefunctions for electronic structure quantum Monte Carlo methods. *Phys. Rev. B* **2008**, *77*, 115112.
- (33) Kasteleyn, P. W. Dimer Statistics and Phase Transitions. *J. Math. Phys.* **1963**, *4*, 287–293.
- (34) Szabo, A.; Ostlund, N. S. *Modern Quantum Chemistry*; McGraw Hill, New York, 1989.
- (35) Sharma, S. A general non-Abelian density matrix renormalization group algorithm with application to the C2 dimer. *The Journal of Chemical Physics* **2015**, *142*, 024107.

- (36) Bytautas, L.; Ruedenberg, K. Correlation energy extrapolation by intrinsic scaling. IV. Accurate binding energies of the homonuclear diatomic molecules carbon, nitrogen, oxygen, and fluorine. *The Journal of Chemical Physics* **2005**, *122*, 154110.
- (37) Nist Chemistry WebBook. <https://webbook.nist.gov>.
- (38) Weltner, W.; Van Zee, R. J. Carbon molecules, ions, and clusters. *Chemical Reviews* **1989**, *89*, 1713–1747.
- (39) Boggio-Pasqua, M.; Voronin, A.; Halvick, P.; Rayez, J.-C. Analytical representations of high level ab initio potential energy curves of the C2 molecule. *Journal of Molecular Structure: THEOCHEM* **2000**, *531*, 159–167.

## A Total Energy and Excitations

In table 3 we compare the FN energies of our JAGP WF with the ones obtained with other state of the art variational methods.

Table 3: Total energy comparison between different variational methods and WFs.

WF	Total Energy [H]
JsAGPs	-75.8938(2)
JAGPu	-75.8935(2))
JSD <sup>a</sup>	-75.8672(1)
JAGP	-75.9045(2)
JFVCAS <sup>a</sup>	-75.9106(1)
FCIQMC <sup>b</sup>	-75.80251(8)

<sup>a</sup> Reference.<sup>6</sup>

<sup>b</sup> Reference.<sup>7</sup>

Moreover, we also report in Tab. 4, the direct and adiabatic triplet excitations of the molecule, obtained within the JAGP. We recover very well the small energy gap to the  $^3\Pi$  excitation, that is highly challenging. Another important excitation is the vertical  $^3\Sigma^+$  state, that was used by Shaik

Table 4: Carbon dimer excitations.

$X^1\Sigma^+$			
	Energy [H]	Binding [eV]	Gap [eV]
JAGP	-75.9045(2)	6.31(1)	-
Estimated Exact <sup>a</sup>	-75.9265	6.44	-
Experiment <sup>b</sup>	-	6.30	-
$a^3\Pi$			
	Energy [H]	Binding [eV]	Gap [eV]
JAGP	-75.8961(2)	6.08(1)	0.23(1)
Experiment <sup>c</sup>	-	-	0.09
$b^3\Sigma^+$			
	Energy [H]	Binding [eV]	Gap [eV]
JAGP	-75.8680(3)	5.30(2)	0.99(2)
Experiment <sup>c</sup>	-	-	0.80
$b^3\Sigma^+$ Vertical			
	Energy [H]	Binding [eV]	Gap [eV]
JAGP	-75.8658(1)	5.26(1)	1.05(1)
Experiment <sup>d</sup>	-	-	1.14
$c^3\Sigma^-$			
	Energy [H]	Binding [eV]	Gap [eV]
JAGP	-75.8737(2)	5.47(1)	0.84(1)
Experiment <sup>c</sup>	-	-	1.04

<sup>a</sup> Reference.<sup>36</sup>

<sup>b</sup> Reference.<sup>37</sup>

<sup>c</sup> Reference.<sup>38</sup>

<sup>d</sup> Reference.<sup>39</sup>

*et al.* to estimate the binding energy of the quadruple bond. This is also correctly estimated by our ansatz and represents the lowest energy "spin-wave" in this simple antiferromagnetic system.