

# Analysis and Distributed Control of Periodic Epidemic Processes

Sebin Gracy, Philip. E. Paré, Henrik Sandberg and Karl Henrik Johansson

**Abstract**—This paper studies epidemic processes over discrete-time periodic time-varying networks. We focus on the susceptible-infected-susceptible (SIS) model that accounts for a (possibly) mutating virus. We say that an agent is in the disease-free state if it is not infected by the virus. Our objective is to devise a control strategy which ensures that all agents in a network exponentially (resp. asymptotically) converge to the disease-free equilibrium (DFE). Towards this end, we first provide a) sufficient conditions for exponential (resp. asymptotic) convergence to the DFE; and b) a necessary and sufficient condition for asymptotic convergence to the DFE. The sufficient condition for global exponential stability (GES) (resp. global asymptotic stability (GAS)) of the DFE is in terms of the joint spectral radius of a set of suitably-defined matrices, whereas the necessary and sufficient condition for GAS of the DFE involves the spectral radius of an appropriately-defined product of matrices. Subsequently, we leverage the stability results in order to design a distributed control strategy for eradicating the epidemic.

**Index Terms**—Epidemic Processes, Discrete-time networks, Time-varying systems, SIS models, Global Exponential Stability, Global Asymptotic Stability, Distributed control strategy

## I. INTRODUCTION

Spreading processes, like epidemics, propagation of (mis)information in social networks, etc., often have significant consequences. For instance, the outbreak of Severe Acute Respiratory Syndrome (SARS) in 2003 in Hong Kong resulted in 286 deaths [1]. More recently, the increasing instances of coronavirus infections have severely affected normal life across multiple continents [2]. It is known that certain epidemics exhibit yearly seasonal patterns, such as meningococcal meningitis in Western Africa, which typically occurs between January and May of each year [3]. Furthermore, in the modern world, the networks that people have often recur with some periodicity, for example, professional networks during the day; personal networks at other times, and transportation networks. In the present paper, we will consider seasonal epidemic processes in periodic time-varying networks, and will be interested in the following natural question: how can the epidemic be eradicated? Answering this question is a two-step process: First, we need to know under what conditions do all the agents in a population become healthy. Second, given the knowledge of the convergence conditions, what measures can be adopted for guaranteeing that the epidemic gets eradicated.

The authors are with the Division of Decision and Control Systems, School of Electrical Engineering and Computer Science, KTH Royal Institute of Technology, Stockholm, Sweden. E-mails: gracy@kth.se, philipar@kth.se, hsan@kth.se, kallej@kth.se. This work was supported in part by the Knut and Alice Wallenberg Foundation and the Swedish Research Council, VR 2016-00861.

Modelling and analysis of spreading processes has attracted the attention of researchers across a wide spectrum ranging from mathematical epidemiology [4, 5] and physics [6] to the social sciences [7]. The primary objective behind these research efforts is to better understand *how* various diseases can spread through a population, which could then inform effective methods of management and control of the disease. In this pursuit, various models have been studied in the literature; here, we concern ourselves with susceptible-infected-susceptible (SIS) models.

In an SIS model, an agent is either in the susceptible or infected state. A healthy agent can, as a consequence of its neighbors being infected, become infected with some infection rate  $\beta$ . An infected agent can be cured, with a healing rate  $\delta$ , thereby returning to the susceptible state. It is assumed that there is no entry into or exit from the population, that is, the number of agents in the network remains fixed [8, 9].

## Related Works

The analysis of SIS epidemic models has attracted the attention of researchers over the last several decades; for the continuous-time case, see [6, 10, 11], whereas for the discrete-time case, see [8], [12]–[14]. In the present paper, we consider a discrete-time setup, and therefore mainly review the discrete time literature. In this context, for the case of time-invariant graphs, [12] provides an epidemic threshold for the model equal to the inverse of the maximum eigenvalue of the matrix representing the graph structure. However, the result in [12] is restricted to homogeneous virus spread, i.e., the infection and healing rates of each agent are identical. The result in [12] has been further strengthened by accounting for directed and weighted graphs in [13]. In particular, [13, Theorem 5] establishes that as long as the spectral radius of an appropriately-defined matrix is strictly less than one, the epidemic becomes extinct. However, note that the time-invariant discrete-time SIS model in [13] is different from the one in [14]. The disease-free equilibrium (DFE) and the non-disease free equilibrium (NDFE)<sup>1</sup> of several models have been studied in [8]. Moreover, [8] also provides existence, stability and uniqueness conditions for the NDFE. A necessary and sufficient condition, in terms of the spectral radius of a matrix that is a function of the graph structure and the infection and healing rates, for global asymptotic stability (GAS) of the DFE has been established in [14]. To the best of our knowledge, for

<sup>1</sup>The NDFE is an equilibrium where the infection persists in the network, and is also referred to as the *endemic* equilibrium elsewhere in the literature; see for instance [14, 15].

discrete-time time-invariant SIS models as in [14], a sufficient condition for global exponential stability (GES) of the DFE is missing in the existing literature.

The models in [8], [12]–[14] suffer from the following limitation: they cannot account for highly complex settings, in particular one where the interconnection between agents in a population (possibly) changes with time, for instance real-world social and human-interaction networks. Such a scenario imposes a time-varying topology on the underlying graph, thus motivating the need for *time-varying* SIS models.

The interest in SIS models with time-varying topology is rather recent; for continuous-time setting see [9, 16, 17], while for discrete-time setting see [18, 19]. In the context of switched SIS models (both continuous-time and discrete-time), a sufficient condition for local exponential stability (resp. instability) of the DFE is provided in [19]. It turns out that the condition in [19, Theorem 2.2] implies GAS of the DFE for a continuous-time switched SIS model; see [16]. Following up on the work in [16], [20] studies a switching susceptible-infected (SI) model, albeit under the assumption of complete connectivity. In a similar vein, for a subset of random graphs, sufficient conditions for almost sure GES of the DFE are provided in [21]. In the continuous-time setting, for heterogeneous virus spread and directed graphs, under assumptions that the topology of the underlying graph does not change *too quickly*, sufficient conditions for exponential convergence to the DFE are provided in [9, Theorem 2]. The setup considered in the present paper differs from the aforementioned works in the following sense: First, we consider periodic discrete-time time-varying SIS models. That is, SIS models where the number of agents remains fixed, but the interconnection between them (possibly) changes with time. Second, we account for mutating viruses, that is, even the healing (resp. infection) rate of each agent can change with time. Moreover, the interconnections between agents, and the healing (resp. infection) rates repeat after every period.

As a first step towards designing a control strategy for eradicating epidemics in the aforementioned setup, we ask the following questions: a) what are the sufficient conditions for the DFE to be GES? b) what are necessary and sufficient conditions for the DFE to be GAS? To the best of our knowledge, both the stated questions remain open. The present paper aims to answer these questions. The second step essentially involves comprehending how the dynamics of the spreading process can be *controlled* so as to ensure that all agents converge to the DFE exponentially (resp. asymptotically) fast. In this regard, various strategies have been proposed in the literature; see for instance [15, 22], whereas for a survey of this subtopic, see [23]. In particular, [24] considers a directed, network comprising heterogeneous agents, and proposes a fully distributed Alternating Direction Method of Multipliers (ADMM) algorithm that allows for local computation of optimal investment required to boost the healing rate at each node. However, the ADMM algorithm in [24] involves heavy communication overhead, since every agent needs to share with its neighbors its local estimate of the full network. Overcoming the drawbacks with the ADMM algorithm in [24], [25] proposes distributed discrete-time nonlinear algorithms to

handle a class of distributed resource allocation problems. A decentralized algorithm that involves disconnecting nodes and increasing the healing rate subject to resource constraints has been proposed in [26]. This algorithm also accounts for control sparsity, that is, control resources can be allocated only to a subset of nodes, and not necessarily to the whole network. A distributed algorithm that, given resource limitations, ensures eradication of an epidemic with a *specified* rate has been recently provided in [27]. The distributed control algorithms provided in [15], [24]–[27], and the results in [22, 23] are for time-invariant SIS models. Similar techniques for the more general setting of the discrete-time, periodic, time-varying, mutating SIS model are, as far as we know, not available in the literature; the present paper closes this gap.

### Contributions

The central premise of the paper is: given that a seasonal epidemic is prevalent within a population with time-varying interconnection between the agents, how do we eradicate it? We answer this question in the following manner. First, we find conditions which ensure that, regardless of the initial state of an agent, i.e., healthy or sick, *all* agents should converge to the healthy state exponentially (resp. asymptotically) fast. Second, with the knowledge of the aforementioned conditions in hand, we show that by sufficiently boosting the healing rate of each agent the epidemic can be eradicated in exponential (resp. asymptotic) time. More specifically, under assumptions of periodicity, we show that:

- (i) The joint spectral radius of an appropriately-defined set of matrices being strictly less than one ensures GES of the DFE; see Theorem 1.
- (ii) The joint spectral radius of an appropriately-defined set of matrices being no greater than one ensures GAS of the DFE; see Theorem 2. A less restrictive condition that endows the DFE with the GES (resp. GAS) property requires the spectral radius of a suitably-defined product of matrices to be strictly less than (resp. not greater than) one; see Corollary 1 (resp. Corollary 3). In particular, for discrete-time SIS *time-invariant* models, we establish that the spectral radius of a suitably-defined *matrix* being strictly less than one implies GES of the DFE; see Proposition 3.
- (iii) The spectral radius, of a suitably-defined product of matrices, being no greater than one is a necessary and sufficient condition for GAS of the DFE; see Theorem 3.
- (iv) A novel distributed control strategy exponentially (resp. asymptotically) stabilizes the DFE; see Theorem 4 (resp. Corollary 4).

### Outline

The paper unfolds as follows: we conclude the present section by listing all the notation used in the sequel. The problems under investigation, and hence, the main objectives of the paper, are stated in Section II, whereas the background material needed for developing the main results are in Section III. We present conditions for exponential convergence (resp. asymptotic convergence) to the DFE in Section IV (resp.

Section V). We propose the distributed control strategy in Section VI. The simulations are provided in Section VII. Finally, we summarize the paper, and highlight certain problems that could be of possible interest for future work in Section VIII.

### Notation

Let  $\mathbb{R}$  (resp.  $\mathbb{Z}_{\geq 0}$ ) denotes the set of real numbers (resp. non-negative integers). We denote by  $\mathbb{Z}_+$  the set of positive integers. For a pair of integers  $a, b \in \mathbb{Z}_+$ ,  $a \bmod b$  indicates  $a$  modulo  $b$ . For any positive integer  $n$ , we have  $[n] = \{1, \dots, n\}$  and  $[n]^- = \{0, \dots, n-1\}$ . Given a matrix  $A \in \mathbb{R}^{n \times n}$ ,  $a_{ij}$  denotes the entry corresponding to the  $i^{\text{th}}$  row and  $j^{\text{th}}$  column; and  $\rho(A)$  denotes its spectral radius. Given a matrix  $A$ , supposing its spectrum is real,  $\lambda_{\min}(A)$  (resp.  $\lambda_{\max}(A)$ ) denotes the minimum (resp. maximum) eigenvalue of  $A$ . A diagonal matrix is denoted as  $\text{diag}(\cdot)$ . Given a vector  $x \in \mathbb{R}^n$ , its transpose is denoted as  $x^\top$  and its average as  $\bar{x} := \frac{1}{n} \sum_{i=1}^n x_i$ . The Euclidean norm is denoted by  $\|\cdot\|$ , whereas the infinity norm is indicated by  $\|\cdot\|_\infty$ . Given a sequence of matrices  $A(k+p)$ ,  $A(k+p-1)$ ,  $\dots$ ,  $A(k+1)$ ,  $A(k)$ , their product  $A_{k+p+1:k}$  is defined as  $A_{k+p+1:k} = A(k+p) \cdot A(k+p-1) \cdots A(k+1) \cdot A(k)$ . Given a matrix  $A$ ,  $A \prec 0$  (resp.  $A \preceq 0$ ) indicates that  $A$  is negative definite (resp. negative semidefinite), whereas  $A \succ 0$  (resp.  $A \succeq 0$ ) indicates that  $A$  is positive definite (resp. positive semidefinite).

## II. PROBLEM FORMULATION

Consider a (possibly) time-varying epidemic network of  $n$  agents, where the interpretation of *time-varying* is as follows: the set of agents remains fixed, whereas the interconnections among the agents could (possibly) be time-varying. Due to the (possibly) time-varying nature of the interconnections, the healing rate and infection rate of each agent might also be time-dependent, that is, mutating. Thus, the continuous-time dynamics of each agent can be represented as follows:

$$\dot{x}_i(t) = (1 - x_i)\beta_i(t) \sum_{j=1}^n a_{ij}(t)x_j - \delta_i(t)x_i(t), \quad (1)$$

where  $i$  represents the  $i^{\text{th}}$  agent,  $x_i$  is the infection level, and for every  $t \in \mathbb{R}$ ,  $\beta_i(t) \geq 0$  (resp.  $\delta_i(t) \geq 0$ ) denotes the infection (resp. healing) rate. Assuming there exists a directed edge from agent  $j$  to agent  $i$  at time  $t$ , the corresponding edge weight is denoted by  $a_{ij}(t) > 0$ . If  $a_{ij}(t) = 0$ , then there does not exist an edge from agent  $j$  to agent  $i$  at time  $t$ . Intuitively, one can think of  $x_i$  as an approximation of the probability of agent  $i$  being infected, and  $1 - x_i$  represents an approximation of the probability of agent  $i$  being healthy. The state can also be interpreted as the proportion of subpopulation  $i$  that is infected. Therefore, for the remainder of the paper we assume that the initial values of each agent lie in the interval  $[0, 1]$ .

The model in (1) was introduced in [9, Equation 10], whereas, for the time-invariant case, it has been also proposed in [14, Equation 1].

The virus outbreaks that motivate this work are often recorded in epidemiological reports that are compiled per day [28, 29] or week [30]. This sampling of the system behavior

motivates the use of a discrete-time SIS model [14]. The model is obtained by applying Euler's method [31] to (1),

$$x_i(k+1) = x_i(k) + h \left( (1 - x_i(k))\beta_i(k) \sum_{j=1}^n a_{ij}(k)x_j(k) - \delta_i(k)x_i(k) \right), \quad (2)$$

where  $h$  is the sampling parameter, and, therefore,  $h > 0$ . Observe that system (2) is a discrete-time nonlinear time-varying system, and quite naturally its stability analysis differs considerably from that of discrete-time linear time-varying systems.

The spread of diseases in a network can be modeled using a graph: the nodes representing the agents, and the edges representing the interaction among them. More formally, let  $G_k = (V, E_k)$  represent such a network, where  $V = \{1, 2, \dots, n\}$  is the vertex set, and  $E_k = \{(x_i, x_j) \mid a_{ij}(k) \neq 0\}$  is the edge set.

The model in (2) can be written in a matrix form as:

$$x(k+1) = x(k) + h((I - X(k))B(k)A(k) - D(k))x(k) \quad (3)$$

where  $X(k) = \text{diag}(x(k))$ ,  $B(k) = \text{diag}(\beta_i(k))$ ,  $D(k) = \text{diag}(\delta_i(k))$ , and  $A(k) = [a_{ij}(k)]$ , for every  $i, j \in [n]$ . Let us define  $\bar{B}(k) := B(k)A(k)$ , with its entries being denoted as  $\bar{\beta}_{ij}(k)$ . Then (3) can be rewritten as:

$$x(k+1) = x(k) + h((I - X(k))\bar{B}(k) - D(k))x(k). \quad (4)$$

Observe that  $\bar{\beta}_{ij}(k)$  represents the infection rate and nearest-neighbor graph both at time instant  $k$ . That is, assuming  $\beta_i(k) > 0$  and that there exists an edge from vertex  $j$  to vertex  $i$  (i.e.,  $a_{ij}(k) > 0$ ),  $\bar{\beta}_{ij}(k)$  scales the weight on the edge from vertex  $j$  to vertex  $i$  by  $\beta_i(k)$ .

Since we are interested in seasonal epidemics, we restrict our attention to discrete-time *periodic* SIS models. Thus, we have the following assumption.

**Assumption 1:** Given some period  $p \in \mathbb{Z}_+$ ,  $B(k+p) = B(k)$ ,  $A(k+p) = A(k)$ , and  $D(k+p) = D(k)$  for all  $k \geq 0$ .

The DFE is defined as the state where  $x_i(k) = 0$  for all  $i \in [n]$ , which, from (4), implies that  $x_i(\kappa) = 0$  for all  $\kappa \geq k$ , for all  $i \in [n]$ . We are interested in ensuring that, irrespective of the initial condition of an agent, i.e., healthy or sick, the system should exponentially (resp. asymptotically) converge to the DFE. Throughout this paper, we interchangeably use the terms “healthy state” and “DFE”, and likewise the terms “convergence to the DFE” and “eradication of the virus.”

With the above-described setup in place, the objectives of the present paper are as follows:

- (i) For the system with dynamics as given in (4), find sufficient condition(s) such that the DFE is the only equilibrium and GES;
- (ii) For the system with dynamics as given in (4), find necessary and sufficient condition such that the DFE is the only equilibrium and GAS;
- (iii) Based on the knowledge of the graph topologies, infection rates and the conditions for exponential (resp. asymptotic) convergence to the DFE, develop a distributed control

strategy such that the DFE can be exponentially (resp. asymptotically) stabilized.

We make the following assumptions.

*Assumption 2:* We have  $h\delta_i(k) \geq 0$  and  $\bar{\beta}_{ij}(k) \geq 0$  for every  $i, j \in [n]$ ,  $k \in [p]^-$ . ■

*Assumption 3:* For every  $i, j \in [n]$  and  $k \in [p]^-$ ,  $h\delta_i(k) \leq 1$  and  $h\sum_j \bar{\beta}_{ij}(k) \leq 1$ . ■

Assumption 2 says that, for each agent, the healing and infection rates are nonnegative. Assumption 3 is required for ensuring that our model is well-defined.

*Lemma 1:* For the system in (4), under the conditions of Assumptions 2 and 3 and if  $x_i(0) \in [0, 1]$ , for all  $i \in [n]$ , then  $x_i(k) \in [0, 1]$  for all  $i \in [n]$  and  $k \geq 0$ . ■

The proof is along similar lines as that of [14, Lemma 1], and, hence, is skipped. □

Lemma 1 ensures that the set  $[0, 1]^n$  is positively invariant, i.e., once a trajectory of (4) enters the set  $[0, 1]^n$ , it stays within the set  $[0, 1]^n$  for all future time instants.

### III. PRELIMINARIES

In this section, we recall various notions of stability of discrete-time deterministic systems [32, Section 5.9], which will be used in the sequel. Additionally, we collect some useful results from the literature that facilitate the development of our main results.

Consider a system, described as follows:

$$x(k+1) = f(k, x(k)), \quad (5)$$

where  $f : \mathbb{Z}_{\geq 0} \times \mathbb{R}^n \rightarrow \mathbb{R}^n$  is locally Lipschitz. We say that an equilibrium of (5) is (uniformly) asymptotically stable if it is (uniformly) stable and (uniformly) attractive. An equilibrium is said to be GAS (resp. globally uniformly asymptotically stable (GUAS)) if in addition to being asymptotically stable (resp. uniformly asymptotically stable) the system converges to that equilibrium for any initial condition. We recall a sufficient condition for GUAS of an equilibrium of (5).

*Lemma 2:* [32, Section 5.9 Thm. 27] The DFE of system (5) is GUAS if there is a function  $V : \mathbb{Z}_+ \times \mathbb{R}^n \rightarrow \mathbb{R}$  such that i)  $V(k, 0) = 0$ , and, for all  $x \neq 0$ ,  $V(k, x) > 0$ , ii)  $V$  is decrescent, and radially unbounded, and iii)  $-\Delta V$  (where the forward difference function  $\Delta V : \mathbb{Z}_+ \times \mathbb{R}^n \rightarrow \mathbb{R}$  is defined as:  $\Delta V(k, x) = V(k+1, x(k+1)) - V(k, x)$ ) is positive definite. ■

A stronger notion of stability is that of GES, which is defined as follows:

*Definition 1:* An equilibrium point of (5) is GES if there exist positive constants  $\alpha$  and  $\eta$ , with  $0 \leq \eta < 1$ , such that

$$\|x(k)\| \leq \alpha \|x(k_0)\| \eta^{(k-k_0)} \quad \forall k, k_0 \geq 0, \forall x_{k_0} \in \mathbb{R}^n.$$

We recall a sufficient condition for GES of an equilibrium of (5) in the following proposition:

*Lemma 3:* [32, Section 5.9 Theorem. 28] Suppose there exists a function  $V : \mathbb{Z}_+ \times \mathbb{R}^n \rightarrow \mathbb{R}$ , and constants  $a, b, c > 0$  and  $p > 1$  such that  $a\|x\|^p \leq V(k, x) \leq b\|x\|^p$ ,  $\Delta V(k, x) \leq -c\|x\|^p$ ,  $\forall k \geq 0$ , and  $\forall x \in \mathbb{R}^n$ , then  $x = 0$  is an exponentially stable equilibrium of (5). ■

The initial values are in the domain  $[0, 1]^n$ , since otherwise they do not correspond to reality for the model under consideration. Consequently, we can say that the DFE of system (4) is GES if the condition in Definition 1 (resp. Lemma 3) is satisfied for all  $x_{k_0} \in [0, 1]^n$ . Similarly, we say that the DFE of system (4) is GAS if the condition in Lemma 2 is satisfied for all  $x_{k_0} \in [0, 1]^n$ .

The following lemmas will be needed for proving the sufficiency results in the sequel.

*Lemma 4:* [33, Proposition 1] Suppose that  $M$  is a nonnegative matrix such that  $\rho(M) < 1$ . Then there exists a diagonal matrix  $P \succ 0$  such that  $M^\top PM - P \prec 0$ . ■

*Lemma 5:* [14, Lemma 3] Suppose that  $M$  is an irreducible nonnegative matrix such that  $\rho(M) = 1$ . Then there exists a diagonal matrix  $P \succ 0$  such that  $M^\top PM - P \preceq 0$ . ■

The following proposition is used for proving the necessity result in the sequel.

*Proposition 1:* [32, Section 5.9 Theorem 42] Consider the autonomous system

$$x(k+1) = f(x(k)). \quad (6)$$

Define  $A = [\frac{\partial f}{\partial x}]_{x=0}$ . If  $A$  has at least one eigenvalue with magnitude greater than one, then  $x = 0$  is an unstable equilibrium of (6). ■

Given that the present paper concerns periodic systems, we now recall a result concerning the time invariance of the spectrum of the state transition matrix.

*Proposition 2:* [34, Page 157] Consider the discrete-time  $p$ -periodic time-varying autonomous system

$$x(k+1) = A(k)x(k). \quad (7)$$

Let  $A_{k+p:k}$  denote the corresponding state transition matrix. The spectrum of  $A_{k+p:k}$  is independent of  $k$ . ■

One of the approaches towards studying stability issues in time-varying networks relies on the notion of *joint spectral radius* – first introduced by Rota and Strang in [35] – of a set of matrices; see for instance [16, 19]. In the sequel, we will explore the relation between the joint spectral radius of an appropriately-defined set of matrices and GES (resp. GAS) of the DFE.

We define the following:

$$M(k) := I - hD(k) + h\bar{B}(k) \quad (8)$$

$$\hat{M}(k) := I + h((I - X(k))\bar{B}(k) - D(k)) \quad (9)$$

$$M_{k+p:k} := M(k+p-1)M(k+p-2) \cdots M(k).$$

Observe that linearizing system (4) around the DFE yields a linear time-varying periodic system, whose state matrix is  $M(k)$ .

Let  $\mathcal{M} = \{M(0), M(1), \dots, M(p-1)\}$  denote a set of  $p$  matrices  $M(k)$ , where  $k \in [p]^-$ . As was defined in [19], the joint spectral radius of  $\mathcal{M}$ , denoted by  $\rho(\mathcal{M})$ , is:

$$\rho(\mathcal{M}) = \limsup_{p \rightarrow \infty} \|M(p-1)M(p-2) \cdots M(0)\|^{\frac{1}{p}}, \quad (10)$$

$$\text{where } M(k) \in \mathcal{M}, \forall k \in [p]^-.$$

That is,  $\rho(\mathcal{M})$  is the largest eigenvalue of the product of  $p$  matrices in  $\mathcal{M}$  amongst *all* products of  $p$  matrices in  $\mathcal{M}$ .

#### IV. EXPONENTIAL CONVERGENCE TO THE DFE

In this section, we present sufficient conditions for GES of the DFE. In the context of epidemic outbreaks, these conditions guarantee eradication of the epidemic exponentially fast. Recalling the understanding of joint spectral radius in (10), the following result gives a sufficient condition for the DFE to be GES.

**Theorem 1:** Consider (4) under Assumptions 1–3. If  $\rho(\mathcal{M}) < 1$ , then the DFE is GES. ■

*Proof:* See Appendix, where additionally we establish an upper bound on the rate of convergence. □

The result in Theorem 1, albeit restricted to periodic systems, is relevant in its own right: Theorem 1 gives a sufficient condition for GES of the DFE, whereas the same condition in [19, Theorem 2.2], particularized for periodicity assumptions, guarantees only *local* exponential stability of the DFE. Moreover, the proof technique is entirely different.

Notice that checking the condition on the joint spectral radius in Theorem 1 essentially entails asking the following question: given a set of matrices, say  $\mathcal{R}$ , is each and every product of matrices within  $\mathcal{R}$  stable? Answering this is known to be NP-hard; see [36, Corollary 2]. Hence, we are motivated to seek a different condition that is computationally tractable.

The following corollary is an immediate consequence of the proof of Theorem 1 and the result in Proposition 2, and provides a less restrictive sufficient condition for GES of the DFE.

**Corollary 1:** Consider (4) under Assumptions 1–3. If, for some  $k \in [p]^-$ ,  $\rho(M_{k+p:k}) < 1$ , then the DFE is GES. ■

For the continuous-time setting, [9, Theorem 2] gives a sufficient condition for GES of the DFE, under the assumption that the rate of change of topology is suitably bounded. To the best of our knowledge, for discrete-time time-varying SIS epidemics, Theorem 1 and Corollary 1 are first results for GES of the DFE. Moreover, unlike [9, Theorem 2], neither Theorem 1 nor Corollary 1 rely on any restrictions on *how large* the variations in topology can be.

The following remark provides an epidemiological interpretation of the implications of Theorem 1 (and Corollary 1).

**Remark 1:** The result in Corollary 1 is useful in the following sense: Subject to virus mutation and the underlying sequence of graph topologies repeating with some period  $p$ , we can conclude that the virus will be eradicated. Notice that this result is irrespective of how the aforementioned parameters vary with time; in particular, even if at times, compared to the healing rates, the infection rates are dominant. The same has been illustrated via simulations in Section VII. ■

Recall that [13, Theorem 5] provides a sufficient condition for exponential convergence to the DFE. However, the model in [13] is different from (4); healing (resp. infection) rates are nonnegative and cannot be greater than one, and the edge-weights and the spreading parameters are not allowed to vary with time. Additionally, there are certain restrictions on the underlying time-invariant graph; in particular, all self-loops have weight equal to one, and no edge can have weight greater than one. Consequently, [13, Theorem 5] is less general than Theorem 4.

To the best of our knowledge, for the SIS model in (4), even when particularized for the *time-invariant* case (thus yielding the model in [14]), a sufficient condition for exponential convergence to the DFE does not exist in the literature. It can be immediately seen that the condition in Corollary 1 can be specialized for the time-invariant setting, as discussed next. First note that time-invariant systems are periodic systems with periodicity  $p = 1$ . Hence,  $M_{k+p:k} = M$  for all  $k$ , which implies that the condition in Corollary 1 is satisfied if and only if  $\rho(M) < 1$ . Therefore we have the following proposition.

**Proposition 3:** Consider the non-mutating, static graph topology version of (4), that is, where  $p = 1$ . If  $\rho(M) < 1$ , then the DFE is GES. ■

Proposition 3 establishes GES of the DFE, whereas [14, Theorem 2], under the same condition as in Proposition 3, establishes only GAS of the DFE. Hence, Proposition 3 is a stronger version of [14, Theorem 2].

Notice that, on one hand, the conditions in Theorem 1 and Corollary 1 involve strict inequalities. On the other, they guarantee faster convergence to the DFE. An obvious question that one can ask is the following: is it possible to relax the strict inequalities in Theorem 1 and Corollary 1 at the cost of *slower* convergence? In the context of epidemiology, the motivation for doing so goes along the following lines: depending on the severity of the epidemic in question, there might be scenarios, for instance the common cold, where a positive answer to the question: “will the disease die out?” suffices, and one is not too concerned with the *speed* with which the epidemic disappears. We investigate the same in the next section.

#### V. ASYMPTOTIC CONVERGENCE TO THE DFE

It turns out that if the inequality in Theorem 1 and Corollary 1 were to be not necessarily strict, then the DFE is GAS. Furthermore, if the inequality in Corollary 1 were to be reversed, then the healthy state is an unstable equilibrium. Thus, in this section, we establish a sufficient condition, and a necessary and sufficient condition for GAS of the DFE.

We begin by noting that an immediate consequence of Theorem 1 is the following.

**Corollary 2:** Consider (4) under Assumptions 1–3. If  $\rho(\mathcal{M}) < 1$ , then the DFE is GAS. ■

It turns out that the DFE is endowed with the property of GAS even if  $\rho(\mathcal{M}) = 1$ . To prove this claim, we need, besides the assumptions in Corollary 2, the following assumptions.

**Assumption 4:** We have  $h \neq 0$  and, for all  $k \in [p]^-$ , there exists  $i \neq j$  such that  $\bar{\beta}_{ij}(k) > 0$ . ■

**Assumption 5:** For each  $k \in [p]^-$ , the graph  $G_k$  is strongly connected. ■

Assumption 4 rules out scenarios wherein an agent is infected yet, since it is not connected to any of the other agents in the network, it does not transmit the virus. Assumption 5 implies that the adjacency matrix  $\bar{B}(k)$ , where  $k \in [p]^-$ , is irreducible, i.e.,  $\bar{B}(k)$  cannot be permuted to a block upper triangular matrix.

**Proposition 4:** Consider (4) under Assumptions 1–5. If  $\rho(\mathcal{M}) = 1$ , then the DFE is GAS. ■

*Proof:* See Appendix □

Combining Corollary 2 and Proposition 4, we readily obtain the following result.

**Theorem 2:** Consider (4) under Assumptions 1–5. If  $\rho(\mathcal{M}) \leq 1$ , then the DFE is GAS. ■

Theorem 2 establishes asymptotic stability of the equilibrium point  $x = 0$ , including the case where  $\rho(\mathcal{M}) = 1$ . Thus, it differs from [19, Theorem 2.2] wherein no conclusions can be drawn when  $\rho(\mathcal{M}) = 1$ .

It is well-known that the condition in Theorem 2 is undecidable; see [37, Theorem 2]. That is, given a finite set of matrices  $\mathcal{R}$ , it is impossible to construct an algorithm that gives a correct binary answer to the question: is  $\rho(\mathcal{R}) \leq 1$ ?

Observe that from Proposition 2 and the proof of Theorem 2, the following, less restrictive, sufficient condition is immediate.

**Corollary 3:** Consider (4) under Assumptions 1–5. If, for some  $k \in [p]^-$ ,  $\rho(M_{k+p:k}) \leq 1$ , then the DFE is GAS. ■

It turns out that condition in Corollary 3 is also necessary.

**Proposition 5:** Consider (4) under Assumptions 1–5. The DFE is asymptotically stable only if, for some  $k \in [p]^-$ ,  $\rho(M_{k+p:k}) \leq 1$ . ■

*Proof:* See Appendix. □

Combining Corollary 3 and Proposition 5, readily yields the following:

**Theorem 3:** Consider (4) under Assumptions 1–5. The DFE of system (4) is GAS if, and only if, for some  $k \in [p]^-$ ,  $\rho(M_{k+p:k}) \leq 1$ . ■

For the continuous-time setting, it has been shown that the switched SIS model admits a limit cycle if the condition in Theorem 3 is violated; see [16, Theorem 6.4]. While our simulations suggest that, for the discrete-time setting, violating the condition in Theorem 3 could lead to the existence of a limit cycle (see Section VII), this conjecture remains open. The main difficulty in proving this claim stems from the fact that the celebrated Poincaré-Bendickson Theorem – which forms the underpinning for the proof in the continuous-time case – does not seem to have a discrete-time counterpart.

Indeed, Theorem 3, particularized for the case of time-invariant SIS models, coincides with [14, Theorem 2]. To see this, consider the following:

**Remark 2:** If system (4) is time-invariant, or equivalently,  $p = 1$ , then the condition in Theorem 3 coincides with the condition in [14, Theorem 2]. To see this, consider the following argument: since  $p = 1$ , for every  $k \in \mathbb{Z}_{\geq 0}$   $M_{k+p:k} = M$ . Therefore  $\rho(M_{k+p:k}) = \rho(M)$ . Hence  $\rho(M_{k+p:k}) \leq 1$  if and only if  $\rho(M) \leq 1$ , which is the same as the condition in [14, Theorem 2]. ■

Notice that the objective insofar has been to find conditions that ensure exponential (resp. asymptotic) convergence to the DFE. Knowledge of the stability conditions enables health administration officials to determine *how* the model parameters in (4) should be adjusted so as to completely stop the spreading of a disease. We focus on the same in the next section.

## VI. DISTRIBUTED CONTROL STRATEGY

In this section, we show that increasing the healing rate of each agent by a sufficiently high amount ensures eradication of

the epidemic. For time-invariant continuous-time SIS models, (local) techniques for eliminating the spread of epidemics have been provided in [15, Section V]. Inspired by the same, we explore similar strategies for the periodic mutating setup, as in the present paper. More specifically, in the sequel we study how to influence the healing rate of each agent so that the DFE is exponentially (resp. asymptotically) stabilized. Towards this end, we consider the following healing rates:

$$\delta_i(k) = \sum_{j=1}^n \bar{\beta}_{ij}(k) + \gamma_i, \forall k \in [p]^-, i \in [n], \quad (11)$$

where, for each  $i \in [n]$ ,  $\gamma_i > 0$ .

It turns out that choosing healing rates as in (11) together with appropriate assumptions on  $\gamma_i$  ensures that the DFE of (4) is GES, as evidenced by the following theorem.

**Theorem 4:** Consider (4) under Assumptions 1–2. Suppose that, for each  $i \in [n]$ ,  $\gamma_i$  in (11) satisfies  $h \sum_{j=1}^n \bar{\beta}_{ij}(k) + h\gamma_i \leq 1$ . Then for healing rates as in (11), the DFE of (4) is GES. ■

*Proof:* See Appendix. □

Observe that if  $\gamma_i = 0 \forall i \in [n]$  in (11), then, from the proof of Theorem 4, and that of Proposition 4, it follows that the DFE is GAS, thus leading us to the following corollary.

**Corollary 4:** Consider (4) under Assumptions 1–5. For healing rates of the form

$$\delta_i(k) = \sum_{j=1}^n \bar{\beta}_{ij}(k),$$

for each  $i \in [n]$  and  $k \in [p]^-$ , the DFE of (4) is GAS. ■

The key insight that can be gleaned from Theorem 4 and Corollary 4 is that there exist sufficiently large, yet finite, time-varying healing rates such that the DFE can be stabilized. This could inform healthcare professionals of disease-response techniques, as explained in the following remark.

**Remark 3:** The distributed control strategy proposed in Theorem 4 (resp. Corollary 4) may be interpreted in the following sense: if the healing rate of each agent is suitably increased – for instance by injecting sufficiently high dosages of antidote – then the virus will be eradicated exponentially (resp. asymptotically) fast. While the control strategy is extreme, i.e., no constraints are imposed, it informs decision makers of the best way to respond if ample resources are available and encourages the stockpiling of resources to combat possible outbreaks. ■

## VII. SIMULATIONS

The main challenge with new infectious diseases is that it is often unclear how they spread and how contagious they are [1]. Therefore, motivated by diseases like SARS and COVID-19 and to further understand the implications of the results from the previous sections, we present simulations over a network of 64 cities in the United States. The default graph structure is a binary, nearest-neighbor graph, depicted in Figure 1 by black dotted edges. For the periodic parts of the network we aggregate the Southwest Airlines flights between the cities, split by departure time in the morning (0:00–8:00), the day (8:00–16:00), and the evening (16:00–24:00), which are

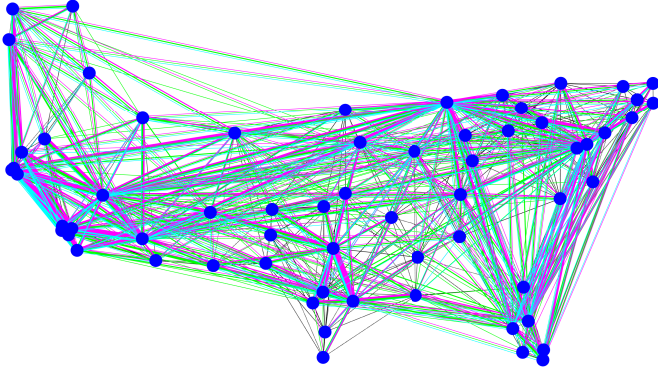


Fig. 1. Final condition for simulation with  $\delta = 35$ . All nodes are in the DFE, depicted by blue.

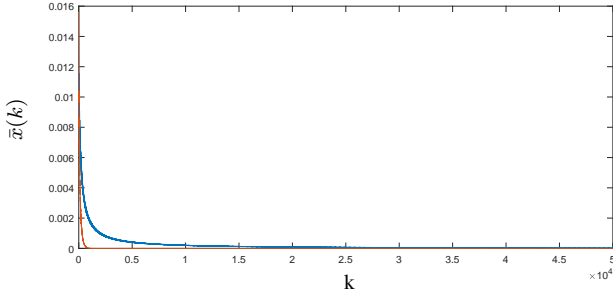


Fig. 2. Average infection level of the cities over time. Blue is for the system with  $\rho(M_{k+3:k}) = 1.000$  and red is for  $\rho(M_{k+3:k}) < 1.000$ .

depicted in Figure 1 by green, magenta, and cyan, respectively and the edge weights are scaled by the number of flights. The maximum number flights in and out of one city during the day is 125; therefore, we set  $h = 0.005$  to meet Assumption 3. We use the initial condition of Albuquerque completely infected and every other city completely healthy (however the results are independent of initial condition). In the plots of the network, blue ( $b$ ) represents healthy and red ( $r$ ) represents infected. The coloring of each node  $i$  at time  $k$  follows

$$x_i r + (1 - x_i) b. \quad (12)$$

Since our interest lies in eradicating the virus, we explore the results on the stability of the DFE from Sections IV and V via simulations. For simplicity we use homogeneous, non-mutating virus parameters with  $\beta = 1$ . We also suppose that the healing rate of each agent is the same, i.e.,  $\delta_i = \delta$  for each  $i \in [n]$ . Recall from Proposition 2, that the spectrum of  $M_{k+p:k}$  is independent of  $k$ . When  $\delta = 35$ ,  $\rho(M_{k+3:k}) = 0.9815$ . Consistent with the results in Section IV, the system converges to the DFE; see Figure 1. When  $\delta = 33.765$ ,  $\rho(M_{k+3:k}) = 1.000$ . In line with the results in Section V, the system with  $\rho(M_{k+3:k}) = 1.000$  converges at a much slower rate than the other; see Figure 2. For both of these systems  $\rho(M_0) < 1$ , while  $\rho(M_1)$  and  $\rho(M_2)$  are greater than one. Thus we see that even if the infection rates dominate the healing rates for the majority of the time, the virus can still be eradicated. This insight offers hope for control algorithm design; having actuator capabilities for some portion of the period might be sufficient to eradicate a virus.

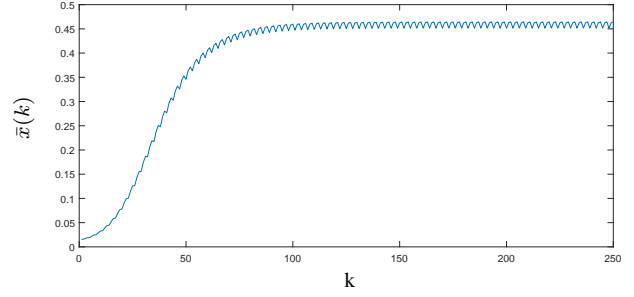


Fig. 3. Average infection level of the cities over time for the simulation with  $\delta_i(k) = 10$ , for every  $k \in \{0, 1, 2\}$ ,  $i \in [n]$ .

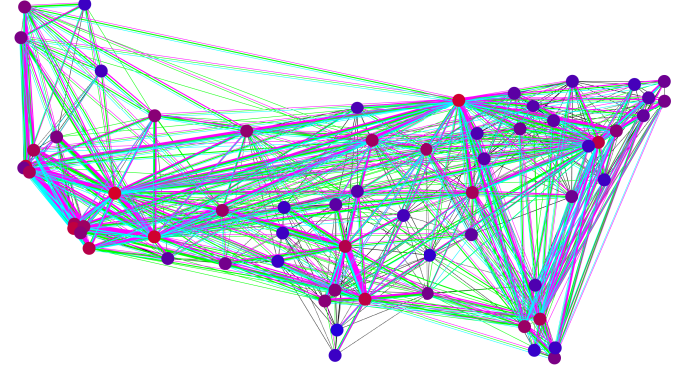


Fig. 4. One of the limit cycle states for the simulation with  $\delta_i(k) = 10$ . All cities become at least partially infected, depicted by the redish purple color, following (12).

Next, we focus on illustrating the instability result from Section V. Our simulations, consistent with the result in Proposition 5, exemplify that when  $\rho(M_{k+p:k}) > 1$ , the DFE is an unstable equilibrium. Moreover, although it still needs to be rigorously proven, our simulations show the existence of limit-cycle behavior, thus implying *persistence* of an outbreak when  $\rho(M_{k+p:k}) > 1$ .

For this simulation, we employ the same parameters as the simulations in Figure 2 except  $\delta = 10$ . This system has  $\rho(M_{k+3:k}) = 1.4015$  and converges to a limit cycle with three states. This limit-cycle behavior is illustrated via the average infection level plotted in Figure 3. The values of the three limit cycle states are quite close to each other therefore we only plot one in Figure 4. Simulations show that the limit cycle is independent of the initial condition, given that  $x(0) \neq 0$ . This finding implies that if, when factoring in the network connections, the infection rates dominate the healing rates sufficiently, the virus can pervade the network. Therefore, intervention is essential.

In order to see how well the distributed control technique from Section VI performs, we implement it here. In the context of the simulation, the algorithm can be interpreted as a strategy for boosting the healing rates of the more susceptible cities, which could be implemented by deploying mobile treatment clinics, distributing medicine/antidote and installing hand-washing stations in airports and other public places. For this simulation we keep the model parameters the same as the previous simulations except we set the healing



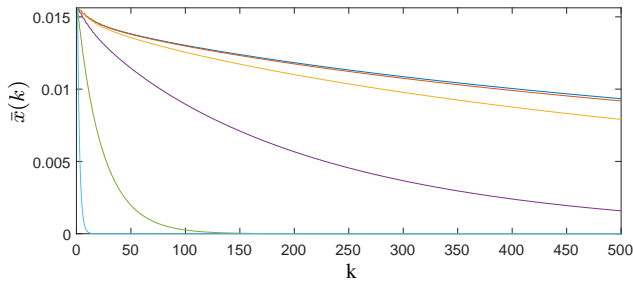


Fig. 5. Average infection level of the cities over time with the healing rates set to (11) with  $\gamma_i = \{0, 0.01, 0.1, 1.0, 10, 100\}$ , for every  $i \in [n]$ .

rates using (11) with  $\gamma_i = \gamma = \{0, 0.01, 0.1, 1.0, 10, 100\}$ , for every  $i \in [n]$ , and  $h = 0.004$ . Consistent with the results in Theorem 4 and Corollary 4, the system converges to the DFE in exponential time for nonzero  $\gamma$  and in asymptotic time when  $\gamma = 0$ . Here we explore the effect of  $\gamma$  on the convergence rate. The average level of infection for each  $\gamma$  value is shown in Figure 5. We see that for this system  $\gamma = 0.01$  behaves very similarly to  $\gamma = 0$ , while  $\gamma \geq 10$  eradicates the virus relatively quickly. Therefore, if there are enough resources available to boost the healing rates of the cities, the virus can be eradicated.

However, in certain situations there may not be enough resources to implement such viral-combatant measures during every time step. Nevertheless, as we saw in the simulations in Figure 2, it is not necessary that the healing rates dominate the infection rates at every time step, or even a majority of the time, in order for the virus to be eradicated. In this set of simulations we explore the effectiveness of the distributed control strategy proposed in Section VI when the redesign of the healing parameters can only be implemented for part of the period. Given our flight example, the constraint can be interpreted as there only being enough resources to boost the healing rates of the cities during the day, however not in the early morning or at night. Therefore, we implement the controller from (11) but only during the work day (8:00-16:00). For the other two periods we set  $\delta = 10$  for every city, similar to the simulation in Figure 3 that displayed the limit-cycle behavior. We run a set of simulations with different  $\gamma$  values in (11),  $\gamma = \{0, 10, 19.7, 25, 50, 100\}$ , where  $\gamma = \gamma_i$  for every  $i \in [n]$ . We plot the average infection level for each simulation in Figure 6. As would be expected, a greater  $\gamma$  value is needed to eradicate the virus than when actuation is allowed for all three periods. However, even when no control actuation is available for the majority of the periods, the virus can be eradicated for this system if, for the work day period,  $\gamma \geq 19.7$ . As would be expected, in the case where the equality holds,  $\rho(M_{k+p:k}) = 1$ . This result gives hope that, even when there are constraints on the distributed control strategy, the virus can be eradicated.

## VIII. CONCLUSION

Considering discrete-time periodic time-varying networks with a mutating virus, this paper has dealt with the problem of designing a control strategy that ensures exponential (resp. asymptotic) convergence to the healthy state. Our approach was the following: we first provided conditions for exponential

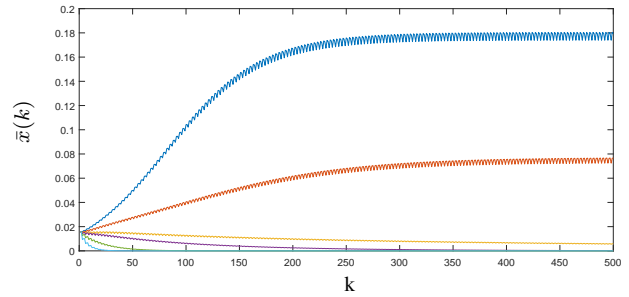


Fig. 6. Average infection level of the cities over time with the healing rates for the work day period (8:00-16:00) set to (11) with  $\gamma_i = \{0, 10, 19.7, 25, 50, 100\}$  and for the other two periods  $\gamma_i = 10, \forall i \in [n]$ .

(resp. asymptotic) convergence to the DFE. Thereafter, we exploited the proven conditions for the design of a distributed control strategy.

Note that we have restricted our attention to periodic time-varying systems. Hence, a line of future research could be to remove the periodicity assumption. Secondly, the present paper operated under the assumption that there was a *single* virus that was infecting the population. Generalizing this setup to account for *multiple* – not necessarily two – competing viruses could be an appealing line of investigation. Thirdly, the present paper dealt with a *deterministic* model; an inherent drawback with deterministic models is that they do not account for the possibility that the system dynamics can be corrupted by noise. Consequently, deterministic models limit our understanding of the potential behaviors involved and a future direction is to study the stochastic version of the periodic SIS model. Finally, our simulations indicate, under the assumption that the condition in Theorem 3 is violated, the possible existence of a limit-cycle behavior. However, a rigorous proof (or a counterexample) for this conjecture remains missing.

## REFERENCES

- [1] L. S. Hung, “The SARS epidemic in Hong Kong: what lessons have we learned?” *Journal of the Royal Society of Medicine*, vol. 96, no. 8, pp. 374–378, 2003.
- [2] E. Dong, H. Du, and L. Gardner, “An interactive web-based dashboard to track COVID-19 in real time,” *The Lancet Infectious Diseases*, 2020.
- [3] M. Pascual and A. Dobson, “Seasonal patterns of infectious diseases,” *PLoS Medicine*, vol. 2, no. 1, p. e5, 2005.
- [4] D. Bernoulli, “Essai d’une nouvelle analyse de la mortalité causée par la petite vérole, et des avantages de l’inoculation pour la prévenir,” *Histoire de l’Acad., Roy. Sci.(Paris) avec Mem.*, pp. 1–45, 1760.
- [5] H. W. Hethcote, “The mathematics of infectious diseases,” *SIAM review*, vol. 42, no. 4, pp. 599–653, 2000.
- [6] P. Van Mieghem, J. Omic, and R. Kooij, “Virus spread in networks,” *IEEE/ACM Trans. on Networking (TON)*, vol. 17, no. 1, pp. 1–14, 2009.
- [7] D. Easley, J. Kleinberg et al., *Networks, crowds, and markets*. Cambridge University Press, 2010, vol. 8.
- [8] H. J. Ahn and B. Hassibi, “Global dynamics of epidemic spread over complex networks,” in *Proceedings of the 52nd IEEE Conference on Decision and Control*, 2013, pp. 4579–4585.
- [9] P. E. Paré, C. L. Beck, and A. Nedić, “Epidemic processes over time-varying networks,” *IEEE Trans. on Control of Network Systems*, vol. 5, no. 3, pp. 1322–1334, 2018.
- [10] A. Khanafer, T. Başar, and B. Ghareisifard, “Stability of epidemic models over directed graphs: A positive systems approach,” *Automatica*, vol. 74, pp. 126–134, 2016.
- [11] A. Fall, A. Iggidr, G. Sallet, and J.-J. Tewa, “Epidemiological models and Lyapunov functions,” *Mathematical Modelling of Natural Phenomena*, vol. 2, no. 1, pp. 62–83, 2007.



- [12] Y. Wang, D. Chakrabarti, C. Wang, and C. Faloutsos, "Epidemic spreading in real networks: An eigenvalue viewpoint," in *Proceedings of the 22nd International Symposium on Reliable Distributed Systems*, 2003. IEEE, 2003, pp. 25–34.
- [13] C. Peng, X. Jin, and M. Shi, "Epidemic threshold and immunization on generalized networks," *Physica A: Statistical Mechanics and its Applications*, vol. 389, no. 3, pp. 549–560, 2010.
- [14] P. E. Paré, J. Liu, C. L. Beck, B. E. Kirwan, and T. Başar, "Analysis, estimation, and validation of discrete-time epidemic processes," *IEEE Trans. on Control Systems Technology*, vol. 28, no. 1, pp. 79–93, 2020.
- [15] J. Liu, P. E. Paré, A. Nedich, C. Y. Tang, C. L. Beck, and T. Başar, "Analysis and control of a continuous-time bi-virus model," *IEEE Trans. on Automatic Control*, vol. 64, no. 12, pp. 4891–4906, 2019.
- [16] O. Mason, F. R. Wirth, M. A. Rami, and V. Bokharaie, "Stability criteria for SIS epidemiological models under switching policies," *Discrete and Continuous Dynamical Systems Ser.*, vol. 19, no. 9, p. 2865–2887, 2014.
- [17] P. E. Paré, J. Liu, C. L. Beck, A. Nedić, and T. Başar, "Multi-competitive viruses over static and time-varying networks," in *Proceedings of the American Control Conference*, 2017, pp. 1685–1690.
- [18] B. A. Prakash, H. Tong, N. Valler, M. Faloutsos, and C. Faloutsos, "Virus propagation on time-varying networks: Theory and immunization algorithms," in *Joint European Conference on Machine Learning and Knowledge Discovery in Databases*. Springer, 2010, pp. 99–114.
- [19] V. Bokharaie, O. Mason, and F. Wirth, "Spread of epidemics in time-dependent networks," in *Proceedings of the 19th International Symposium on Mathematical Theory of Networks and Systems–MTNS*, vol. 5, no. 9, 2010.
- [20] Q. Liu, "The threshold of a stochastic susceptible–infective epidemic model under regime switching," *Nonlinear Analysis: Hybrid Systems*, vol. 21, pp. 49–58, 2016.
- [21] M. Ogura and V. M. Preciado, "Stability of spreading processes over time-varying large-scale networks," *IEEE Trans. on Network Science and Engineering*, vol. 3, no. 1, pp. 44–57, 2016.
- [22] E. A. Enns, J. J. Mounzer, and M. L. Brandeau, "Optimal link removal for epidemic mitigation: A two-way partitioning approach," *Mathematical biosciences*, vol. 235, no. 2, pp. 138–147, 2012.
- [23] C. Nowzari, V. M. Preciado, and G. J. Pappas, "Analysis and control of epidemics: A survey of spreading processes on complex networks," *IEEE Control Systems Magazine*, vol. 36, no. 1, pp. 26–46, 2016.
- [24] C. Enyioha, A. Jadbabaie, V. Preciado, and G. Pappas, "Distributed resource allocation for control of spreading processes," in *Proceedings of the 2015 European Control Conference (ECC)*. IEEE, 2015, pp. 2216–2221.
- [25] E. Ramírez-Llanos and S. Martínez, "Distributed discrete-time optimization algorithms with applications to resource allocation in epidemics control," *Optimal Control Applications and Methods*, vol. 39, no. 1, pp. 160–180, 2018.
- [26] J. A. Torres, S. Roy, and Y. Wan, "Sparse resource allocation for linear network spread dynamics," *IEEE Transactions on Automatic Control*, vol. 62, no. 4, pp. 1714–1728, 2016.
- [27] V. S. Mai, A. Battou, and K. Mills, "Distributed algorithm for suppressing epidemic spread in networks," *IEEE Control Systems Letters*, vol. 2, no. 3, pp. 555–560, 2018.
- [28] World Health Organization (WHO), "Novel coronavirus (2019-nCoV)," <https://www.who.int/westernpacific/emergencies/novel-coronavirus>, accessed: 2020-02-03.
- [29] J. Snow, *On the Mode of Communication of Cholera*. John Churchill, 1855.
- [30] WHO, "Ebola virus disease – democratic republic of the congo," <https://www.who.int/csr/don/30-january-2020-ebola-drc/en/>, accessed: 2020-02-03.
- [31] K. E. Atkinson, *An Introduction to Numerical Analysis*. John Wiley & Sons, 2008.
- [32] M. Vidyasagar, *Nonlinear Systems Analysis*. Siam, 2002, vol. 42.
- [33] A. Rantzer, "Distributed control of positive systems," in *Proceedings of the 50th IEEE Conference on Decision and Control and European Control Conference*, 2011, pp. 6608–6611.
- [34] S. Bittanti, "Deterministic and stochastic linear periodic systems," in *Time series and linear systems*. Springer, 1986, pp. 141–182.
- [35] G.-C. Rota and W. Strang, "A note on the joint spectral radius," 1960.
- [36] J. N. Tsitsiklis and V. D. Blondel, "The Lyapunov exponent and joint spectral radius of pairs of matrices are hard—when not impossible—to compute and to approximate," *Mathematics of Control, Signals and Systems*, vol. 10, no. 1, pp. 31–40, 1997.
- [37] V. D. Blondel and J. N. Tsitsiklis, "The boundedness of all products of a pair of matrices is undecidable," *Systems & Control Letters*, vol. 41, no. 2, pp. 135–140, 2000.
- [38] S. Bittanti and P. Colaneri, *Periodic Systems: Filtering and Control*. Springer Science & Business Media, 2009, vol. 5108985.
- [39] R. A. Horn and C. R. Johnson, *Matrix Analysis*. Cambridge University Press, 2012.
- [40] W. J. Rugh, *Linear System Theory*. Prentice Hall Upper Saddle River, NJ, 1996, vol. 2.
- [41] M. Ye, J. Liu, B. D. Anderson, C. Yu, and T. Başar, "Evolution of social power in social networks with dynamic topology," *IEEE Trans. on Automatic Control*, vol. 63, no. 11, pp. 3793–3808, 2018.

## APPENDIX

### Proof of Theorem 1:

We use the cyclic reformulation of a linear periodic system; see [38, Section 6.3]. Specifically, define

$$\tilde{M} = \begin{bmatrix} 0 & 0 & \cdots & 0 & M(p-1) \\ M(0) & 0 & \cdots & 0 & 0 \\ 0 & M(1) & \cdots & 0 & 0 \\ \vdots & \vdots & \ddots & \vdots & \vdots \\ 0 & 0 & \cdots & M(p-2) & 0 \end{bmatrix}. \quad (13)$$

Note that

$$\tilde{M}^p = \begin{bmatrix} M_{p:0} & 0 & \cdots & 0 \\ 0 & M_{p+1:1} & \cdots & 0 \\ \vdots & \ddots & \ddots & \vdots \\ 0 & 0 & \cdots & M_{2p-1:p-1} \end{bmatrix}. \quad (14)$$

Since  $\tilde{M}^p$  is a block diagonal matrix, the eigenvalues of  $\tilde{M}^p$  are the eigenvalues of  $M_{p:0}$ ,  $M_{p+1:1}$ ,  $\dots$ ,  $M_{2p-1:p-1}$ . By assumption,  $\rho(\mathcal{M}) < 1$ . Hence, from (10) it follows that, for all  $k \in [p]^-$ ,  $\rho(M_{p:k}) < 1$ , and therefore,  $\rho(\tilde{M}^p) < 1$ . Since the eigenvalues of  $\tilde{M}$  are the  $p^{\text{th}}$ -roots of eigenvalues of  $\tilde{M}^p$ , it follows that  $\rho(\tilde{M}) < 1$ .

Since, by Assumptions 2–3,  $M(k)$  is nonnegative, it follows that  $\tilde{M}$  is also nonnegative. Therefore, from Lemma 4, there exists a diagonal matrix  $Q_1 \succ 0$  such that  $\tilde{M}^\top Q_1 \tilde{M} - Q_1 \prec 0$ . Let the diagonal blocks of  $Q_1$  be denoted by  $[Q_1]_k \in \mathbb{R}^{N \times N}$ , for all  $k \in [p]$ . By defining  $P_1(k) = [Q_1]_{k+1}$ , for all  $k \in [p]^-$ , it is immediate that  $M(k)^\top P_1(k+1)M(k) - P_1(k) \prec 0$  for all  $k \in [p]^-$ .

Consider the following Lyapunov function  $V_1(k, x) = x^\top P_1(k)x$ . Since  $Q_1 \succ 0$  and diagonal, each of the blocks along its diagonal must be positive definite. This implies that, for all  $k \in [p]^-$  and for  $x \neq 0$ ,  $x^\top P_1(k)x > 0$ , and hence  $V_1(k, x) > 0$ . Since for all  $k \in [p]^-$   $P_1(k)$  is positive definite, each eigenvalue of  $P_1(k)$  is real and positive. Then, since  $P_1(k)$  is also symmetric, by applying the Rayleigh-Ritz Theorem [39], we obtain

$$\lambda_{\min}(P_1(k))I \leq P_1(k) \leq \lambda_{\max}(P_1(k))I,$$

and hence

$$\lambda_{\min}(P_1(k)) \|x\|^2 \leq V_1(k, x) \leq \lambda_{\max}(P_1(k)) \|x\|^2. \quad (15)$$

Define  $\sigma_1 := \min_{k \in [p]^-} \lambda_{\min}(P_1(k))$ , and

$$\sigma_2 := \max_{k \in [p]^-} \lambda_{\max}(P_1(k)). \quad (16)$$

Since for  $k \in [p]^-$   $\lambda_{\min}(P_1(k)) > 0$  and  $\lambda_{\max}(P_1(k)) > 0$ , it follows that  $\sigma_1 > 0$  and  $\sigma_2 > 0$ . Thus, we have found positive constants  $\sigma_1$ ,  $\sigma_2$  such that for all  $k \in [p]^-$

$$\sigma_1 \|x\|^2 \leq V_1(k, x) \leq \sigma_2 \|x\|^2. \quad (17)$$

Define  $\Delta V_1(k, x) = V_1(x(k+1)) - V_1(x(k))$ . For  $x \neq 0$ , and for all  $k \in [p]^-$ , one obtains the following:

$$\begin{aligned}\Delta V_1(k, x) &= x^\top \hat{M}^\top(k) P_1(k+1) \hat{M}(k) - x^\top P_1(k) x \\ &= x^\top (M^\top(k) P_1(k+1) M(k) - P_1(k)) x \\ &\quad - 2hx^\top \bar{B}^\top(k) X(k) P_1(k+1) M(k) x \\ &\quad + h^2 x^\top \bar{B}^\top(k) X(k) P_1(k+1) X(k) \bar{B}(k) x. \quad (18)\end{aligned}$$

From Assumptions 2–3 and Lemma 1, the following is satisfied:

$$\begin{aligned}x^\top (h^2 x^\top \bar{B}^\top(k) X(k) P_1(k+1) X(k) \bar{B}(k) \\ - 2hx^\top \bar{B}^\top(k) X(k) P_1(k+1) M(k)) x \leq 0.\end{aligned}$$

Hence, from (18) we obtain

$$\Delta V_1(k, x) \leq x^\top (M^\top(k) P_1(k+1) M(k) - P_1(k)) x.$$

Recall that, for all  $k \in [p]^-$ ,  $M^\top(k) P_1(k+1) M(k) - P_1(k)$  is negative definite, and therefore  $M^\top(k) P_1(k+1) M(k) - P_1(k)$  is symmetric and each of its eigenvalue is real and negative. Hence, applying Rayleigh-Ritz Theorem yields: for all  $k \in [p]^-$

$$\Delta V_1(k, x) \leq \lambda_{\max}(M^\top(k) P_1(k+1) M(k) - P_1(k)) \|x\|^2.$$

Since  $M^\top(k) P_1(k+1) M(k) - P_1(k)$  is negative definite,  $P_1(k) - M^\top(k) P_1(k+1) M(k)$  is positive definite, and hence we obtain  $\lambda_{\max}(M^\top(k) P_1(k+1) M(k) - P_1(k)) = -\lambda_{\min}(P_1(k) - M^\top(k) P_1(k+1) M(k))$ , which leads to

$$\Delta V_1(k, x) \leq -\lambda_{\min}(P_1(k) - M^\top(k) P_1(k+1) M(k)) \|x\|^2. \quad (19)$$

Defining

$$\sigma_3 := \max_{k \in [p]^-} \lambda_{\min}(P_1(k) - M^\top(k) P_1(k+1) M(k)), \quad (20)$$

it follows from (19) that  $\Delta V_1(k, x) \leq -\sigma_3 \|x\|^2$ . Since for all  $k \in [p]^-$   $P_1(k) - M^\top(k) P_1(k+1) M(k)$  is positive definite, it follows that  $\sigma_3 > 0$ .

Thus, there exists positive constants,  $\sigma_1$ ,  $\sigma_2$  and  $\sigma_3$ , such that for  $x \neq 0$  and for all  $k \in [p]^-$ ,

$$\sigma_1 \|x\|^2 \leq V_1(k, x) \leq \sigma_2 \|x\|^2 \quad (21)$$

$$\Delta V_1(k, x) \leq -\sigma_3 \|x\|^2. \quad (22)$$

By Assumption 1,  $M(k+p) = M(k)$  for every  $k \in \mathbb{Z}_{\geq 0}$ . Hence, over every successive interval of size  $p$ , the matrix  $M$  remains the same. This implies that  $P_1(k+p) = P_1(k)$  for every  $k \in \mathbb{Z}_{\geq 0}$ . Hence, we can use the *same* Lyapunov function over *every* successive interval of size  $p$ . Thus, repeating the same analysis as in the interval  $[0, p-1]$  for every successive interval of size  $p$  results in inequalities (21) and (22) being satisfied for all  $k \in \mathbb{Z}_{\geq 0}$  and for all  $x \in [0, 1]^n$ . Therefore, from Lemma 3, the system converges exponentially fast to the DFE, for all  $x(0) \in [0, 1]^n$ .  $\square$

Next, we explore the rate of convergence to the DFE.

**Proposition 6 (Rate of Convergence):** Under the assumptions of Theorem 1, the rate of convergence to the DFE is upper bounded by an exponential with rate  $\sqrt{1 - \frac{\sigma_3}{\sigma_2}}$ , where  $\sigma_2$  and  $\sigma_3$  are defined in (16) and (20), respectively.  $\blacksquare$

*Proof:* The expression for the rate,  $\sqrt{1 - \frac{\sigma_3}{\sigma_2}}$ , follows directly from (21)-(22) and [40, Theorem 23.3]. Now we show that the rate is well-defined, that is,  $0 \leq \sqrt{1 - \frac{\sigma_3}{\sigma_2}} < 1$ . To see this, consider the following: notice that, since  $\sigma_2 > 0$  and  $\sigma_3 > 0$ ,

it suffices to show that  $\sigma_2 \geq \sigma_3$ . Towards this end, observe that, for all  $k \in [p]^-$ , both  $P_1(k)$  and  $M^\top(k) P_1(k+1) M(k)$  are symmetric. Applying Weyl's inequalities [39, Corollary 4.3.15] to  $P_1(k) - M^\top(k) P_1(k+1) M(k)$ , one obtains, for all  $k \in [p]^-$  and  $i \in [n]$ :

$$\begin{aligned}\lambda_i(P_1(k) - M^\top(k) P_1(k+1) M(k)) &\leq \\ \lambda_i(P_1(k)) + \lambda_{\max}(-M^\top(k) P_1(k+1) M(k)),\end{aligned}$$

which implies

$$\begin{aligned}\lambda_{\max}(P_1(k)) &\geq \lambda_{\max}(P_1(k) - M^\top(k) P_1(k+1) M(k)) \\ &\geq \lambda_{\min}(P_1(k) - M^\top(k) P_1(k+1) M(k))\end{aligned} \quad (23)$$

where (23) holds because  $-M^\top(k) P_1(k+1) M(k)$  is negative semidefinite, implying  $\lambda_{\max}(-M^\top(k) P_1(k+1) M(k)) \leq 0$ . By definitions of  $\sigma_2$  and  $\sigma_3$ , and since (24) is satisfied for all  $k \in [p]^-$ , it follows that  $\sigma_2 \geq \sigma_3$ .  $\square$

*Proof of Proposition 4:*

By assumption,  $\rho(\mathcal{M}) = 1$ . This implies, from the definition of joint spectral radius, that, for all  $k \in [p]^-$ ,  $\rho(M_{p:k}) \leq 1$ , and therefore,  $\rho(\tilde{M}^p) \leq 1$ . Since the eigenvalues of  $\tilde{M}$  are the  $p^{\text{th}}$ -roots of eigenvalues of  $\tilde{M}^p$ , it follows that  $\rho(\tilde{M}) \leq 1$ . For the case where  $\rho(\tilde{M}) < 1$ , from the proof of Theorem 1, the DFE of (4) is GAS. Hence, in the rest of the proof, we focus on the case where  $\rho(\tilde{M}) = 1$ .

Suppose that  $\rho(\tilde{M}) = 1$ . Since by Assumptions 2–5,  $M(k)$ , for each  $k \in [p]^-$ , is irreducible and nonnegative, it follows that  $\tilde{M}$  is also irreducible and nonnegative. Hence, from Lemma 5, there exists a positive diagonal matrix  $Q_2$  such that  $\tilde{M}^\top Q_2 \tilde{M} - Q_2 \preceq 0$ . By defining, for all  $k \in [p]^-$ ,  $P_2(k) = [Q_2]_{k+1}$  it is immediate that  $M(k)^\top P_2(k+1) M(k) - P_2(k) \preceq 0$ , where  $k \in [p]^-$ .

Consider the Lyapunov candidate function  $V_2(k, x) = x^\top P_2(k) x$ . Observe that, by analogous reasoning as in proof of Theorem 1, for all  $k \in [p]^-$  and for  $x \neq 0$ ,  $V_2(k, x) > 0$ . Define  $\Delta V_2(k, x) = V_2(x(k+1)) - V_2(x(k))$ . For  $x \neq 0$ , from (4), one obtains:

$$\begin{aligned}\Delta V_2(k, x) &= x^\top \hat{M}^\top(k) P_2(k+1) \hat{M}(k) x - x^\top P_2(k) x \\ &= x^\top (M^\top(k) P_2(k+1) M(k) - P_2(k)) x \\ &\quad - 2hx^\top \bar{B}^\top(k) X(k) P_2(k+1) M(k) x(k) \\ &\quad + h^2 x^\top \bar{B}^\top(k) X(k) P_2(k+1) X(k) \bar{B}(k) x \\ &\leq h^2 x^\top \bar{B}^\top(k) X(k) P_2(k+1) X(k) \bar{B}(k) x \\ &\quad - 2hx^\top \bar{B}^\top(k) X(k) P_2(k+1) M(k) x \\ &= h^2 x^\top \bar{B}^\top(k) X(k) P_2(k+1) X(k) \bar{B}(k) x \\ &\quad - hx^\top \bar{B}^\top(k) X(k) P_2(k+1) M(k) x \\ &\quad - h^2 x^\top \bar{B}^\top(k) X(k) P_2(k+1) \bar{B}(k) x \\ &\quad - hx^\top \bar{B}^\top(k) X(k) P_2(k+1) (I - hD(k)) x \\ &\leq h^2 x^\top \bar{B}^\top(k) X(k) P_2(k+1) X(k) \bar{B}(k) x \\ &\quad - hx^\top \bar{B}^\top(k) X(k) P_2(k+1) M(k) x \\ &\quad - h^2 x^\top \bar{B}^\top(k) X(k) P_2(k+1) \bar{B}(k) x \\ &\leq -h^2 x^\top \bar{B}^\top(k) X(k) P_2(k+1) (I - X(k)) \bar{B}(k) x \\ &\quad - hx^\top \bar{B}^\top(k) X(k) P_2(k+1) M(k) x \\ &\leq -hx^\top \bar{B}^\top(k) X(k) P_2(k+1) M(k) x \\ &\leq 0.\end{aligned}$$

It can be immediately seen that if  $x = 0$ , then for all  $k \in [p]^-$ ,  $\Delta V_2(k, x) = 0$ . For every  $k \in \mathbb{Z}_{\geq 0}$ , by Assumptions 2 and 5,  $\bar{B}(k)$  (and hence  $M(k)$ ) is nonzero and nonnegative, whereas, from Lemma 5,  $P_2(k)$  is a positive diagonal matrix. Hence, if, for all  $k \in [p]^-$ ,  $-hx^\top \bar{B}^\top(k)X(k)P_2(k+1)M(k)x = 0$  then  $x = 0$ .

For reasons, similar to those outlined in the proof of Theorem 1, the aforesaid analysis can be repeated over every successive interval of size  $p$ , which yields  $V_2(k, x) > 0$  and  $\Delta V_2(k, x) \leq 0$  for every  $k \in \mathbb{Z}_{\geq 0}$ . Moreover, it can be immediately seen that  $V_2(k, x)$  is radially unbounded, since  $V_2(k, x) = \left\| P_2(k)^{\frac{1}{2}} x \right\|^2$ . Therefore, from Lemma 2, the DFE is GAS.  $\square$

*Proof of Proposition 5:*

System (4) can be represented as a nonlinear *time-invariant* system, using the technique provided in [41, Section IV.C]. Towards this end, we first write (4) using (9) as:

$$x(pq + k + 1) = \hat{M}(pq + k)x(pq + k), \quad (25)$$

where  $p$  is the periodicity of system (4), and  $q$  is any nonnegative integer. Recall from (9) that

$$\begin{aligned} \hat{M}(pq + k) &= M(pq + k) - hX(pq + k)\bar{B}(pq + k) \\ &= M(k) - hX(pq + k)\bar{B}(k), \end{aligned} \quad (26)$$

where (26) is a consequence of Assumption 1. Define

$$\hat{M}_k(pq) := M(k \bmod p) - hX(pq + k)\bar{B}(k \bmod p). \quad (27)$$

By concatenating the state vector over an interval of size  $p$ , we define a new state variable  $y \in \mathbb{R}^{pn}$ ,

$$y(pq) := \begin{bmatrix} y_1(pq) \\ y_2(pq) \\ \vdots \\ y_p(pq) \end{bmatrix} = \begin{bmatrix} x(pq) \\ x(pq + 1) \\ \vdots \\ x(pq + p - 1) \end{bmatrix}. \quad (28)$$

We are interested in studying how  $y(pq)$  evolves for  $q \in \{0, 1, 2, \dots\}$ . From (28), we have

$$y(p(q + 1)) = \begin{bmatrix} y_1(p(q + 1)) \\ y_2(p(q + 1)) \\ \vdots \\ y_p(p(q + 1)) \end{bmatrix} = \begin{bmatrix} x(p(q + 1)) \\ x(p(q + 1) + 1) \\ \vdots \\ x(p(q + 1) + p - 1) \end{bmatrix}.$$

From (25), (26), and (27), we know that

$$\begin{aligned} x(p(q + 1)) &= \hat{M}_{p-1}(pq) \cdots \hat{M}_0(pq)x(pq) \\ x(p(q + 1) + 1) &= \hat{M}_p(pq) \cdots \hat{M}_1(pq)x(pq + 1) \\ &\vdots \\ x(p(q + 1) + p - 1) &= \hat{M}_{2p-2}(pq) \cdots \hat{M}_{p-1}(pq)x(pq + p - 1). \end{aligned}$$

Hence, we can rewrite the dynamics as

$$y(p(q + 1)) = \bar{\bar{M}}(X)y(pq), \quad (29)$$

where  $\bar{\bar{M}}(X)$  is defined in Table I. Note that as a consequence of (27), the dynamics of the system in (29), for any  $q \in \mathbb{Z}_+$ , depend only on the matrices  $M(k)$  and  $\bar{B}(k)$ , for all  $k \in [p]^-$ , and the state vector. Therefore, (29) is a discrete-time nonlinear time-invariant system. Linearizing (29) around  $y = 0$  yields the following:

$$y(p(q + 1)) = \tilde{M}^p y(pq), \quad (30)$$

where  $\tilde{M}^p$  is defined in (14).

By way of contraposition, assume that, for all  $k \in [p]^-$ ,  $\rho(M_{k+p:k}) > 1$ . This assumption implies that  $\rho(\tilde{M}^p) > 1$ , since  $\tilde{M}^p$  is a block diagonal matrix. Therefore, from Proposition 1,  $y = 0$  is an unstable equilibrium of system (29). Since, by (28),  $y = 0$  corresponds to the DFE of (4), the DFE is an unstable equilibrium of system (4).  $\square$

*Proof of Theorem 4:*

Consider healing rates as in (11). Define  $\hat{B}(k) = \text{diag}(\sum_{j=1}^n \bar{\beta}_{ij}(k) + \gamma_i)$ . Then substituting (11) into (2), and rewriting the system in matrix form yields:

$$x(k + 1) = x(k) + h((I - X(k))\bar{B}(k) - \hat{B}(k))x(k). \quad (31)$$

Define  $M^1(k) = I - h\hat{B}(k) + h\bar{B}(k)$ . As a consequence of Assumptions 2 and since, for each  $i \in [n]$ ,  $\gamma_i$  is chosen such that  $h \sum_{j=1}^n \bar{\beta}_{ij}(k) + h\gamma_i \leq 1$ , for all  $k \in [p]^-$ ,  $M^1(k)$  is nonnegative. Moreover, since  $h > 0$ , and  $\gamma_i > 0 \forall i \in [n]$ , each row  $i$  of  $M^1(k)$  satisfies  $\sum_{j=1}^n [M^1(k)]_{ij} < 1$  for all  $k \in [p]^-$ .

By building  $\tilde{M}^1$  analogous to  $\tilde{M}$  in (13), the structure of  $\tilde{M}^1$  immediately gives that  $\tilde{M}^1$  is nonnegative and that each row satisfies  $\sum_{j=1}^n [\tilde{M}^1]_{ij} < 1$ . Thus by definition of the infinity norm of a matrix,  $\|\tilde{M}^1\|_\infty < 1$ , which, due to [39, Theorem 5.6.9], further implies that  $\rho(\tilde{M}^1) < 1$ . From the proof of Theorem 1, it is clear that  $\rho(\tilde{M}^1) < 1$  ensures that the DFE is GES.  $\square$

---


$$\bar{\bar{M}}(X) := \begin{bmatrix} \hat{M}_{p-1}(pq) \cdots \hat{M}_0(pq) & 0 & \cdots & 0 \\ 0 & \hat{M}_p(pq) \cdots \hat{M}_1(pq) & \cdots & 0 \\ \vdots & \vdots & \ddots & 0 \\ 0 & 0 & \cdots & \hat{M}_{2p-2}(pq) \cdots \hat{M}_{p-1}(pq) \end{bmatrix}$$


---

TABLE I  
DEFINITION OF  $\bar{\bar{M}}(X)$ .