

Bayesian Filtering for Multi-period Mean-Variance Portfolio Selection

Shubhangi Sikaria · Rituparna Sen ·
Neelesh S. Upadhye

Received: date / Accepted: date

Abstract For a long investment time horizon, it is preferable to rebalance the portfolio weights at intermediate times. This necessitates a multi-period market model in which portfolio optimization is usually done through dynamic programming. However, this assumes a known distribution for the parameters of the financial time series. We consider the situation where this distribution is unknown and needs to be estimated from the data that is arriving dynamically. We applied Bayesian filtering through dynamic linear models to sequentially update the parameters. We considered uncertain investment lifetime to make the model more adaptive to the market conditions. These updated parameters are put into the dynamic mean-variance problem to arrive at optimal efficient portfolios. Extensive simulations are conducted to study the effect of varying underlying parameters and investment horizon on the performance of the method. An implementation of this model to the S&P500 illustrates that the Bayesian updating is strongly favored by the data and that it is practically implementable.

Keywords Optimal portfolio · predictive distribution · uncertain exit time · dynamic linear models

Mathematics Subject Classification (2010) 91G10 · 62F15 · 90C39 · 62P05 · 91B84

S. Sikaria

Department of Mathematics, Indian Institute of Technology Madras, Chennai 600036, India
Tel.: +91 91768 16664

E-mail: shubhangisikariya@gmail.com

R. Sen

Applied Statistics Unit, Indian Statistical Institute, Bangalore 560059, India

E-mail: rsen@isibang.ac.in

N. S. Upadhye

Department of Mathematics, Indian Institute of Technology Madras, Chennai 600036, India
E-mail: neelesh@iitm.ac.in

1 Introduction

Investing in the stock market exposes the investors to the risk which can be reduced by investment in an assortment or range of securities. The major challenge faced by investors is how to allocate their capital over many financial assets. Thus, the goal is to ascertain an optimal portfolio that gives the best allocation of wealth by generating the highest return along with the lowest risk. Markowitz [23] paved the foundation of the modern portfolio theory which is modeled as a return-risk bi-criteria optimization problem, characterizing portfolio return with a mean rate of return and risk with variance. The analytical solution of mean-variance efficient portfolio selection in a single-period was derived by Merton [25]. However, the single-period model is static in nature which means that the decision can be made only at the beginning of the investment period and one needs to wait for results until the investment horizon ends. Due to the long investment time horizon, it is preferred to rebalance the portfolio weights at intermediate time points after observing current values. Natural extension is to the case of a multi-period in which investment decisions are made at different time points and each decision takes into account of the immediate market scenario. Among multi-period investment models, one can have the time horizon to be continuous and discrete. However, in the case of multi-period models, the mean-variance portfolio selection (MVPS) problem is not in standard form due to the variance term. Zhou and Li [32] formulated a closed-form solution in a multi-period model for a continuous-time setting by embedding nonstandard problems into a class of auxiliary stochastic linear-quadratic (LQ) problems. On a similar line, Li and Ng [21] proposed an efficient algorithm for finding an analytical optimal solution to maximize utility function in multi-period discrete-time portfolio selection problem.

In the above mentioned work, the returns of the stocks are assumed to follow a vector-valued Geometric Brownian motion and are time-independent. The empirical evidence shows that the returns of risky assets always exhibit serial correlations that are captured by Autoregressive Moving Average (ARMA) models. Balvers and Mitchell [2] were first to derive an explicit analytical solution to the dynamic portfolio problem by employing normal ARMA(1,1) to incorporate the autocorrelation among returns of risky assets. Xu and Li [29] investigated dynamic portfolio selection for serially correlated returns by embedding the mean-variance model into a quadratic utility model. Later, they applied dynamic programming for one risky asset and one risk-free asset to obtain the explicit optimal investment strategy. General forms of correlation structure for returns based on stochastic market for single risky asset was assumed by Çelikyurt and Özekici [7] and Dokuchaev [10]. Gao et al. [13] and Chiu and Wong [8] investigated a dynamic MVPS for multiple risky assets and one riskless asset with a general correlation for a market. He and Wang [15] established the optimal investment policy for the multi-period model by solving the stationary equation directly without using the embedding technique. Meanwhile, to make the MVPS model more realistic the multi-period

discrete-time model has been studied extensively by incorporating various real features in recent years (see the ref. [12], [27], [26]).

Originally, the parameters like drifts and volatilities of returns for the portfolio selection models are estimated from the past data and are fixed for later time periods. However, this solution does not look realistic as the parameters are not adaptive according to market conditions. To circumvent this issue, Mao and Sarndal [22] used Bayesian inference for a discrete-time single period portfolio selection model. Later an extensive literature incorporating Bayesian statistics have emerged, see Frost and Savarino [11] and Aguilar and West [1]. The most recognizable work on Bayesian learning to compute optimal portfolio allocation for an unknown drift and Gaussian asset returns was done by Karatzas and Zhao [20]. Recently, Gu'eant and Pu [4] extended the previous results for optimal portfolio liquidation and transition problems in continuous time in which expected returns of risky assets are estimated online. Franco et al. [9] adapted the embedding technique of Zhou and Li [32] to the Bayesian-Markowitz problem and then applied dynamic programming approach to it. Bodnar et al. [6] deal with the global minimum variance portfolio problem where the prior distribution of logarithmic returns are assumed to be normal and independent. They derive posterior distribution for the weights using various standard priors for mean vector and covariance matrix. Recently, Bauder et al. [3] assumed returns to be infinitely exchangeable and multivariate centered spherically symmetric for unknown mean vector and covariance matrix. They derive posterior predictive distributions of returns which is used to obtain optimal portfolio weights. Irie and West [18] emphasis on Bayesian emulation strategy on conditionally linear and normal state-space models, i.e., dynamic linear models (DLMs). Posterior evaluation and mode search for these conditional DLMs are efficiently performed by combining analytic forward filtering and backward smoothing (FFBS) methods with a customized Expectation-Maximization (EM) algorithm.

Each of the previous research applying Bayesian filtering to Markowitz problem assumes time-independent asset returns. However, empirical evidence has shown a serial correlation among the financial time series which we incorporated in this paper using the AR model. Later, we applied linear Bayesian filtering approach to sequentially update the AR model parameter and to obtain posterior predictive distribution.

The literature mentioned above makes an assumption that the investment time horizon is deterministic, that is investor operates the investment strategy until the explicit exit time. In practice, the investor may decide to exit the market even before the investment horizon ends. In that case investment life-time is uncertain and considered as a random variable. Martellini and Urošević [24] maximize the quadratic expected utility function with uncertain exit time in which exit time depends on asset price behavior. Guo and Hu [14] analyzed a multi-period mean-variance investment problem with an uncertain time of

exiting. Later, some researchers [17], [5], [30], [16] extended the portfolio selection problem with stochastic time horizon by adopting efficient methodologies to make it more practical. Zhang and Li [31] derived an analytical solution for a multi-period optimization problem with serially correlated returns and uncertain exit time is taken as an exogenous random variable with discrete probability distribution.

In this work, we consider the mean-variance portfolio optimization problem with uncertain exit time and serially correlated returns of a risky asset whose parameters are updated dynamically using Bayesian forecasting for dynamic linear models. We assume that the distribution of exit time is discrete and known, as it was in Zhang and Li [31] and the returns of the risky asset are autocorrelated subject to normal AR(1) process. Firstly, the autoregressive model is converted into a dynamic linear model whose parameters are assumed to follow a normal distribution with mean and variance estimated from the past data. To sequentially update the distribution and to obtain a one-step ahead forecast of returns and posterior distribution of AR model parameters, we apply Bayesian techniques by West and Harrison [28]. We have applied a dynamic programming approach for an uncertain time horizon to the updated returns to obtain the optimal strategy for our investment.

The rest of the paper is organized as follows. Section 2 summarizes a dynamic programming approach to solve the mean-variance multi-period portfolio selection problem with uncertain exit time. Section 3 illustrates the dynamic linear model and finds the prior and posterior distributions for the AR parameters. Section 4 provides a detailed algorithm to apply Bayesian inference in dynamic portfolio allocation. Section 5 investigates the dependence of the return series on the specific AR parameter values using simulations. Section 6 presents the empirical results of comparing the efficient frontiers obtained from the dynamic mean-variance portfolio selection problem with sequentially updating the parameters and fixed parameters. Section 7 presents the concluding remarks.

2 Dynamic Programming

In a multi-period setting, an investor can reallocate the portfolio's weights at intermediate times after observing the future values. Due to unpredictability in the financial market, it is always more profitable to evolve the portfolio after observing the current market scenario. As defined by Iyengar [19], Dynamic programming (DP) is the mathematical framework that permits the decision-maker to compute a decent overall strategy efficiently by evolving data state employing a Markov process for uncertain environments. In discrete-time portfolio optimization, the investor can rebalance his wealth at distinct "points in time" with the most recent information. In general, the investment horizon is considered as fixed. However, due to market situations or an investor's per-

sonal reasons, he/she may be forced to leave the financial market before the exit time. To account for such unanticipated behavior of the investor we consider the exit time of investment as a random variable.

Consider that a capital market consisted of a risky security with random returns and a riskless security with deterministic returns. An investor with an initial wealth of x_0 joins the market at time 0 and allocates his/her wealth among these two securities. The investor can reallocate his/her wealth invested in a risky asset at the beginning of each consecutive time period. The returns of the risky asset at time period t ($t = 0, 1, 2, \dots, T$) are denoted by a vector r_t , which are considered as serially correlated, that is, the value of r_t depends upon the past realized returns $r_s, s < t$. Let r_t^0 be the given deterministic return of the riskless security at period t . The uncertain exit time τ is considered as a discrete random variable and the actual exit time is $T \wedge \tau = \min\{T, \tau\}$ with probability distribution $p_t = \mathbb{P}\{T \wedge \tau = t\}, t = 1, 2, \dots$

Define the excess return of a risky asset at period $t + 1$ ($t = 0, 1, \dots, T - 1$) as $e_t = r_t - r_t^0$. Let x_t be the wealth of the investor at the beginning of each time period t ($t = 0, 1, \dots, T$). Define investment series over T periods, $U := \{u_0, u_1, \dots, u_{T-1}\}$, where u_t is the amount invested in the risky security at time t . The investment strategy U is assumed to be self-financing, that is, there is no exogenous inclusion or exclusion of money, which can be described mathematically as:

$$x_{t+1} = r_t^0 x_t + e_t U_t, \quad t = 0, 1, \dots, T - 1. \quad (1)$$

The multi-period MV portfolio selection for uncertain exit time can be written as follows

$$P(\omega) \begin{cases} \max_U & E_0(x_{T \wedge \tau}) - \omega \text{Var}_0(x_{T \wedge \tau}) \\ \text{s.t.} & x_{t+1} = r_t^0 x_t + e_t U_t, \quad t = 0, 1, \dots, T - 1, \end{cases} \quad (2)$$

where ω is a given positive constant, representing the investor's risk aversion and illustrates the attitude of investors towards risk.

Due to nonlinearity of conditional variance, employing dynamic programming to this multi-period portfolio optimization is not straight forward. More precisely, for the expected value operator, dynamic programming is applicable because of the smoothing property: $E[E(\cdot|\mathcal{F}_j)|\mathcal{F}_k] = E(\cdot|\mathcal{F}_k) \forall j > k$, where \mathcal{F}_t denotes an information set available at time t and $\mathcal{F}_{t-1} \subset \mathcal{F}_t, \forall t$, while the variance operator does not satisfy the smoothing property: $\text{Var}[\text{Var}(\cdot|\mathcal{F}_j)|\mathcal{F}_k] \neq \text{Var}(\cdot|\mathcal{F}_k) \forall j > k$. Thus, Li and Ng [21] proposed an efficient algorithm to find an analytical optimal solution using the embedding technique. They transformed the original mean-variance equations into an auxiliary framework which is described in the appendix. Here we present the optimal portfolio allocation strategy and efficient frontier for the original problem $P(\omega)$.

Theorem 1 *The optimal strategy of the mean-variance problem $P(\omega)$ is given by*

$$u_t^* = \frac{1 + 2\omega\lambda_0x_0}{2\omega(1-\Theta)} \frac{E_t(\lambda_{t+1}e_t)}{E_t(\omega_{t+1}e_t^2)} - \frac{E_t(\omega_{t+1}e_t)}{E_t(\omega_{t+1}e_t^2)} r_t^0 x_t, \quad (3)$$

where

$$\begin{aligned} \theta_t &= \frac{E_t^2(\lambda_{t+1}e_t)}{E_t(\omega_{t+1}e_t^2)}, & \Theta &= \sum_{t=1}^T E_0(\theta_{t-1}), \\ \omega_t &= p_t + (r_t^0)^2 \left[E_t(\omega_{t+1}) - \frac{E_t^2(\omega_{t+1}e_t)}{E_t(\omega_{t+1}e_t^2)} \right], & \omega_T &= p_T, \\ \lambda_t &= p_t + r_t^0 \left[E_t(\lambda_{t+1}) - \frac{E_t(\omega_{t+1}e_t)E_t(\lambda_{t+1}e_t)}{E_t(\omega_{t+1}e_t^2)} \right], & \lambda_T &= p_T, \end{aligned}$$

for $t = 0, 1, \dots, T-1$.

The efficient frontier of the original problem $P(\omega)$ is given by

$$\text{Var}_0(x_{T \wedge \tau}) = \frac{(1-\Theta)}{\Theta} \left[E_0(x_{T \wedge \tau}) - \frac{\lambda_0 x_0}{1-\Theta} \right]^2 + \left[\omega_0 - \frac{\lambda_0^2}{1-\Theta} \right]^2 x_0^2, \quad (4)$$

for $E_0(x_{T \wedge \tau}) \in \left[\frac{\lambda_0 x_0}{1-\Theta}, +\infty \right)$.

3 Bayesian Forecasting

Prior research has found that the estimation of returns using a Bayesian framework can improve the performance of the constructed portfolio. In this work, we also take Bayesian approach to account for the estimation of risk in a portfolio of predicted stock returns. For details and proofs refer to West and Harrison [28]. Here, we have taken into consideration that the returns are serially correlated and try to fit autoregressive models to estimate the underlying time series of returns. The returns of the risky asset at time period $t(t = 1, \dots, T)$ within the planning horizon is denoted by r_t . Suppose that r_t is a weakly stationary AR(p) model series given by

$$r_t = \mu + \sum_{i=1}^p \phi(r_{t-i} - \mu) + \epsilon_t, \quad (5)$$

for some sequence of coefficients $\phi_1, \phi_2, \dots, \phi_p$ where $E[r_t | \mathcal{F}_t] = \mu$ and the ϵ_t are zero-mean, uncorrelated random quantities with constant variance σ^2 .

Consider a dynamic linear model (DLM) with r_t a T -vector based on T -vector θ_t via:

$$\mathbf{r}_t = \mathbf{F}_t' \theta_t + \nu_t, \quad \nu_t \sim N[0, \mathbf{V}_t]$$

$$\theta_t = \mathbf{G}_t \theta_{t-1} + \omega_t, \quad \omega_t \sim N[0, \mathbf{W}_t]$$

$$(\theta_0|D_0) \sim N[\mathbf{m}_0, \mathbf{C}_0]$$

for some prior moments \mathbf{m}_0 and \mathbf{C}_0 and where the ν_t, ω_t are independent and mutually independent innovations sequences.

All autoregressive models can be written in dynamic linear form in a variety of ways for various purposes. Here, we are considering regression model form to write AR(p) model as a simple, static regression sequentially defined over time

$$r_t = \mathbf{F}_t' \theta + \nu_t,$$

where $\mathbf{F}_t' = (r_{t-1}, \dots, r_{t-p})$, $\theta' = (\mu, \phi_1, \dots, \phi_p)$ and $\nu_t = \epsilon_t$. Now the posterior distributions for AR parameters can be obtained by employing standard DLM results. The standard normal theory assumes that initial values $\mathbf{F}_1' = (r_0, \dots, r_{-p+1})$ is known at the origin $t = 0$. Also initial information to implement DLM form is as follows:

$$(\theta|D_0) \sim N[\mathbf{m}_0, \mathbf{C}_0].$$

where $\mathbf{m}_0 = E[\theta|D_0]$ and $\mathbf{C}_0 = \text{Var}[\theta|D_0]$.

Sequential learning of AR parameters can be obtained by employing standard DLM results. As $\theta_t = \theta$ for a time period, posterior distribution of θ at time $t - 1$ given by $(\theta_{t-1}|D_{t-1}) \sim N(m_{t-1}, C_{t-1})$ coincides with prior distribution at time t , that is $p(\theta_t|D_{t-1}) = p(\theta|D_{t-1}) = p(\theta|D_t)$. Thus, prior distribution of θ is $(\theta|D_{t-1}) \sim N(m_{t-1}, C_{t-1})$.

One step ahead prediction distribution of the return series can be obtained from the prior distribution of θ which would lead to

$$(r_t|D_{t-1}) \sim N(f_t, Q_t) \tag{6}$$

$$\text{where, } f_t = \mathbf{F}_t' \mathbf{m}_{t-1},$$

$$Q_t = \mathbf{F}_t' \mathbf{m}_{t-1} \mathbf{F}_t + \sigma^2.$$

Posterior distribution of θ at time t can be derived from the prediction distribution of the returns, which is:

$$(\theta_{t-1}|D_{t-1}) \sim N(m_t, C_t) \tag{7}$$

$$\text{where, } \mathbf{m}_t = \mathbf{m}_{t-1} + \mathbf{A}_t(r_t - f_t),$$

$$\mathbf{C}_t = \mathbf{C}_{t-1} - \mathbf{A}_t Q_t \mathbf{A}_t', \quad \mathbf{A}_t = \mathbf{C}_{t-1} \mathbf{F}_t Q_t^{-1}.$$

As θ_t is constant for a time period so this posterior distribution can be used as prior to forecast the returns.

4 Algorithm for Dynamic Programming with updates

This algorithm uses autoregressive models in DLM form to sequentially update the returns and then apply the updated returns in multi-period mean-variance portfolio selection problem:

- (i) Begin with the AR(p) model:

$$\begin{aligned} r_t &= \mu + \phi_1 r_{t-1} + \phi_2 r_{t-2} + \dots + \phi_p r_{t-p} + \epsilon_t \\ &= \mathbf{F}_t' \boldsymbol{\theta}_t + \epsilon_t \\ \text{where, } \mathbf{F}_t &= (1, r_{t-1}, r_{t-2}, \dots, r_{t-p}), \\ \boldsymbol{\theta}_t &= (\mu, \phi_1, \phi_2, \dots, \phi_p), \\ \text{with initial information } (\boldsymbol{\theta}|D_0) &\sim N[\mathbf{m}_0, \mathbf{C}_0]. \end{aligned}$$

- (ii) Determine the prediction distribution for returns using the initial information:

$$\begin{aligned} (r_1|D_0) &\sim N(f_1, Q_1) \\ \text{where, } f_1 &= \mathbf{F}_1' \mathbf{m}_0, \\ Q_1 &= \mathbf{F}_1' \mathbf{m}_0 \mathbf{F}_1 + \sigma^2. \end{aligned}$$

- (iii) Repeat while $t < T$
- Obtain the posterior for $\boldsymbol{\theta}_t$ based on the information till time t , D_t using (7).
 - Obtain the prediction distribution for returns using the posterior distribution of $\boldsymbol{\theta}_t$ using (6).
- (iv) Use the updated return series to calculate the mean and mean square for excess returns for $t = 1, 2, \dots, T$

$$\begin{aligned} \mathbb{E}[e_t] &= \mathbb{E}[r_t - r_t^0] = \mathbb{E}[r_t] - r_t^0 = f_t - r_t^0, \\ \mathbb{E}[e_t^2] &= \mathbb{E}[(r_t - r_t^0)^2] \\ &= \mathbb{E}[r_t^2] + (r_t^0)^2 - 2r_t^0 \mathbb{E}[r_t] \\ &= Q_t + f_t^2 + (r_t^0)^2 - 2r_t^0 f_t, \quad \text{for } t = 1, 2, \dots, T. \end{aligned}$$

- (v) Define the probability distribution $p_t = \mathbb{P}\{T \wedge \tau = t\}$, $t = 1, 2, \dots, T$.
- (vi) Take $\omega_T = p_T$ and $\lambda_T = p_T$. For $t = 0, 1, \dots, T-1$, compute $\omega_t, \lambda_t, \theta_t$, by back substitution using the following equations

$$\begin{aligned} \omega_t &= p_t + (r_t^0)^2 \left[\mathbb{E}_t(\omega_{t+1}) - \frac{\mathbb{E}_t^2(\omega_{t+1} e_t)}{\mathbb{E}_t(\omega_{t+1} e_t^2)} \right], \\ \lambda_t &= p_t + r_t^0 \left[\mathbb{E}_t(\lambda_{t+1}) - \frac{\mathbb{E}_t(\omega_{t+1} e_t) \mathbb{E}_t(\lambda_{t+1} e_t)}{\mathbb{E}_t(\omega_{t+1} e_t^2)} \right], \\ \theta_t &= \frac{\mathbb{E}_t^2(\lambda_{t+1} e_t)}{\mathbb{E}_t(\omega_{t+1} e_t^2)}. \end{aligned}$$

Note that ω_{t+1} is known at time t , for $t = 0, 1, \dots, T-1$, so

$$E_t^2(\omega_{t+1}e_t) = \omega_{t+1}E_t^2(e_t) \text{ and } E_t(\omega_{t+1}e_t^2) = \omega_{t+1}E_t(e_t^2)$$

(vii) Compute

$$\Theta = \sum_{t=1}^T E_0(\theta_{t-1})$$

- (viii) Calculate the optimal strategy $U = \{u_0, u_1, \dots, u_{T-1}\}$ using (3) of Theorem 1.
- (ix) Derive the efficient frontier for the mean-variance problem in multi-period with uncertain exit time and updated returns using (4) of Theorem 1.

5 Simulations

In this section, we consider a fixed time series model for asset returns to study the effect of model parameters on the efficient frontier. Consider the AR(1) model for returns:

$$(r_t - \mu) = \theta(r_{t-1} - \mu) + \epsilon_t \quad (8)$$

Here, θ captures the autocorrelation in the return series, μ is the unconditional expectation of r_t and ϵ_t is a random variable having normal distribution with mean 0, variance σ^2 and ϵ_t is independent of $\epsilon_s (s < t)$. We investigated the effect of each of these three AR model parameters on the return series.

Keeping deterministic and random factors constant, we simulated 100 samples of the above mentioned model for θ ranging from -0.9 to 0.9 . Table 1 presents the probability when sequentially updating using the bayesian technique performs better for the range of values of θ . For $|\theta|$ close to 1, the autoregressive model breaks down due to non-stationarity. In this case, to capture the dependence we need to take into account the integrating effect. Bayesian updating performs best for $\theta \in [-0.4, 0.4]$ as the serial correlation among asset returns is adequately captured. However, when $\theta = 0$, the probability is quite low as there is no autocorrelation among asset returns and both the methods perform equivalently.

Another model parameter is μ which is deterministic in nature. Table 2 shows the probability when dynamic programming with updates perform better for different values of deterministic factor μ and fixing other parameters. As the absolute value of deterministic factor $|\mu|$ increases, the relative contribution of the dependent part decreases and both the methods are fairly comparable. But for small values of $|\mu|$, the effect of dependence factor θ dominates and leads to higher expectations at the same level of variance in the updated algorithm.

Table 1 Probability that bayesian updates perform better for different values of θ (Fix $\mu = 0.01$ and $Var(\epsilon_t) = 0.2$)

Value of θ	Probability	Value of θ	Probability
-0.9	0.06	0.1	1
-0.8	0.13	0.2	1
-0.7	0.17	0.3	0.99
-0.6	0.36	0.4	0.82
-0.5	0.54	0.5	0.53
-0.4	0.83	0.6	0.38
-0.3	0.98	0.7	0.25
-0.2	0.99	0.8	0.05
-0.1	0.99	0.9	0.01
0	0.17		

Table 2 Probability that bayesian updates perform better for different values of μ (Fix $\theta = 0.1$ and $Var(\epsilon_t) = 1$)

Value of μ	Probability	Value of μ	Probability
-0.5	0.07	0.01	1
-0.4	0.32	0.03	1
-0.3	0.43	0.05	0.95
-0.2	0.54	0.1	0.83
-0.1	0.78	0.2	0.80
-0.05	0.99	0.3	0.51
-0.03	0.99	0.4	0.43
-0.01	1	0.5	0.09
0	1		

Table 3 Probability that bayesian updates perform better for different values of $Var(\epsilon_t)$ (Fix $\theta = 0.1$ and $\mu = 0.01$)

Value of $Var(\epsilon_t)$	Probability
0.05	0.74
0.1	0.80
0.15	0.96
0.2	0.99
0.25	1

Finally, we fix deterministic and dependence factors and vary the variance of random part i.e. ϵ_t . From Table 3, it is clear that both the models perform adequately for lower variance of ϵ_t , as in lesser variance there is not much gain in updating the parameters. However, for higher values of variance our algorithm always performs better.

6 Empirical Illustration

6.1 Data

For an empirical illustration, we apply the modeling and optimization framework to the US stock market index S&P500 corresponding to one years up to two years. An asset weekly returns r_t is given by $\log(P_t/P_{t-1})$ where P_t denotes the asset price at time t . We have downloaded our data from Yahoo finance in USD. The time period of the return data is 141 weeks from Jan 2017 to Sep 2019. An initial period of 115 weeks of this data is used for estimating the parameters of the autoregressive process, followed by sequential updating of returns using dynamic linear models to the remaining dataset.

6.2 Results

We have one risky asset S&P500 for which we assume that the return rate r_t is subject to AR(1) model:

$$r_t = \mu + \theta r_{t-1} + \epsilon_t$$

where μ is the expectation of r_t , θ is the AR parameter with normal distribution and ϵ_t is a normal random variable with mean 0 and variance σ^2 and ϵ_t is independent of ϵ_s ($s < t$). To illustrate the effect of Bayesian updating in multiperiod, we compare the efficient frontiers of mean-variance portfolio optimization problem with and without the dynamically updating the returns. For the above mentioned data, AR parameters estimate for initial time $t = 0$ are obtained as: $\mu_0 = 0.0081$, $\theta_0 = -0.2055$ and $\sigma_0^2 = 0.0002$. Other parameters are set as: initial wealth $x_0 = 1$, length of investment time $T = 26$, i.e. 26 weeks, riskless asset return $r_t^0 = 0.004$ for $t = 1, 2, \dots, T$ and exit time distribution is considered as:

$$\mathbb{P}\{T \wedge \tau = t\} = \begin{cases} \tilde{p}_t, & t = 1, \dots, T-1, \\ 1 - \sum_{t=1}^{T-1} \tilde{p}_t, & t = T, \end{cases}$$

where $\tilde{p}_t = \mathbb{P}\{\tau = t\}$, $t = 1, 2, \dots$. Figure 1 illustrates that it is beneficial for the investor to rebalance the portfolio by looking at the current prices and subsequently update the model parameters. Figure 2 compares the efficient frontiers with different rates of return of the riskless asset. It is quite evident from the figure that the higher riskfree asset return yields higher expected wealth at the same level of risk. We compared the efficient frontiers of dynamic mean-variance optimization problem with bayesian updates under different exit time distribution. Probability distributions of uncertain exit time $t = T \wedge \tau$ by varying spread considered are

$$P_1 = \mathbb{P}\{T \wedge \tau = t\} = \begin{cases} 0.001, & t = 1, \dots, 25, \\ 0.975, & t = 26, \end{cases} \quad (9)$$

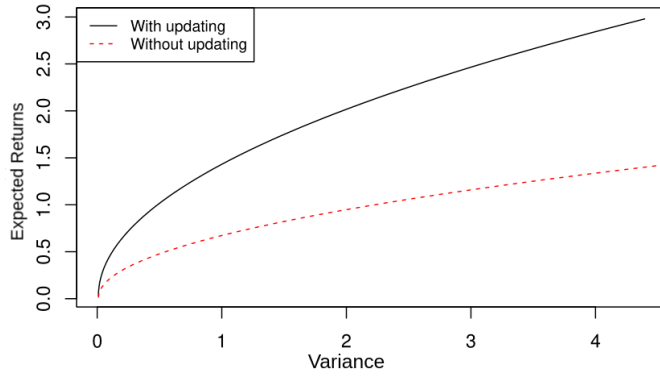


Fig. 1 Efficient Frontiers of updated and non-updated model

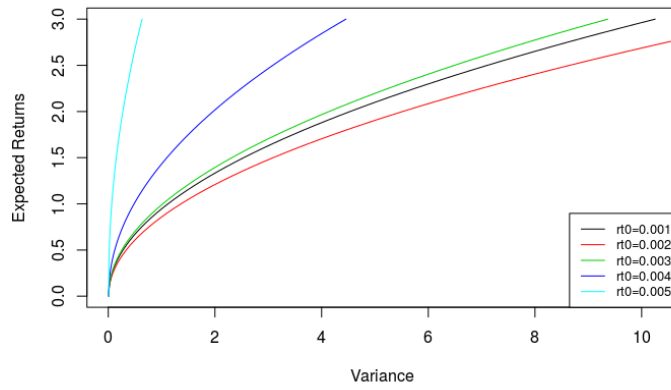


Fig. 2 Efficient frontiers with different riskless asset return

$$P_2 = \mathbb{P}\{T \wedge \tau = t\} = \begin{cases} 0.001, & t = 1, \dots, 24, \\ 0.3, & t = 25, \\ 0.676, & t = 26, \end{cases} \quad (10)$$

$$P_3 = \mathbb{P}\{T \wedge \tau = t\} = \begin{cases} 0.001, & t = 1, \dots, 15, \\ 0.05, & t = 16, \dots, 25, \\ 0.485, & t = 26. \end{cases} \quad (11)$$

The larger spread of exit time distribution offer investors more number of opportunities to exit the market and earn the maximum gain when the market is in his favor, as illustrated in Figure 3. Figure 4 compares the efficient frontier with different exit time. It implies that the investor who spends more time in the market, enjoys more expected wealth at the same level of risk than the one with a higher probability of leaving the market at an earlier stage.

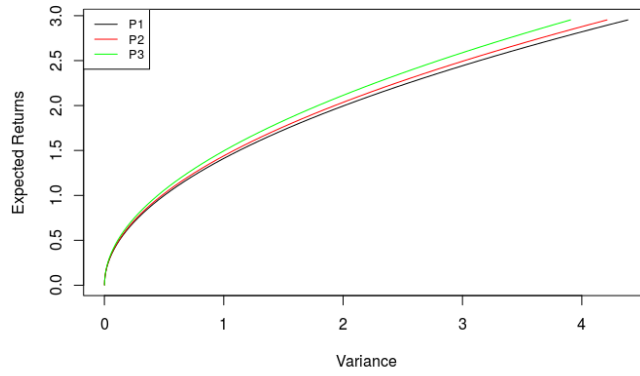


Fig. 3 Efficient frontiers with different exit time distribution

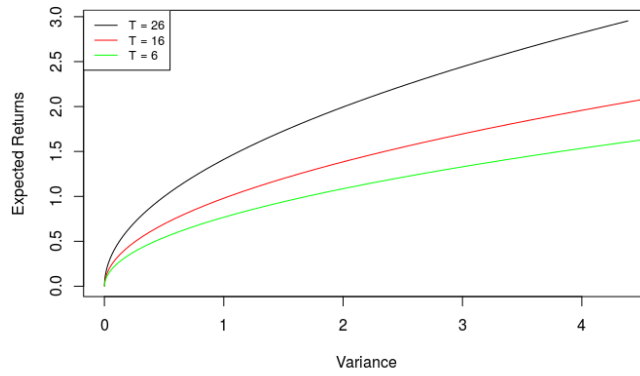


Fig. 4 Efficient frontiers with different exit time

6.3 Credible Interval Prediction

In the case of Bayesian approach we have the whole predictive distribution of the asset returns instead of just point estimates. Using this predictive distribution we can form credible intervals for the expected terminal wealth. For the same dataset as described in Section 6.1 we have simulated the value of optimal portfolio return for several values of risk tolerance factor $\omega \in (0, L]$, where $L > 0$, to obtain the prediction intervals (see Figure 6).

The prediction intervals for whole range of ω are obtained as follows:

- (i) From the given dataset, obtain the initial information for the AR parameters. Using these initial parameters and the recent data, generate the AR model for asset returns r_t^i as described in (i) of Section 4 for $t = 1, 2, \dots, T$ and $i = 1, \dots, n$, where n denotes the number of iterations.

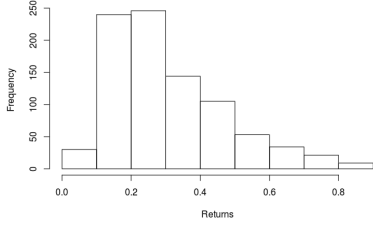


Fig. 5 Histogram of empirical distribution of optimal portfolio returns for $\omega = 3$

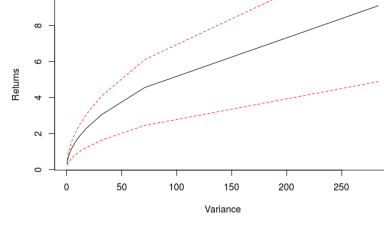


Fig. 6 Central 50% credible intervals for the return of optimal portfolios

- (ii) For i in $\{1, \dots, n\}$
 - (a) Calculate the mean and mean square for excess returns for $t = 1, 2, \dots, T$ as follows

$$E[e_t^i] = m_0 r_t^i - r_t^0$$

$$E[(e_t^i)^2] = (r_t^0)^2 + m_0^2 (r_t^i)^2 - 2m_0 r_t^i r_t^0 + \sigma_t^2$$
 - (b) Follow (v)-(vii) of Section 4 to compute all the parameters $p_t, \omega_t, \lambda_t, \theta_t$ and Θ for $t = 1, 2, \dots, T$.
 - (c) Compute λ^* as given in (14). Substitute it in (13) to obtain optimal portfolio return.
- (iii) We obtain the empirical distribution of the optimal portfolio return using these simulated values, which is represented by the histogram (see Figure 5). Fix the significance level of the prediction interval as α and compute the mean, $\alpha/2$ - and $(1 - \alpha/2)$ - quantiles from the empirical distribution.
- (iv) Use the mean of optimal portfolio returns to calculate the variance of terminal wealth using (7).
- (v) Repeat steps (ii)-(iv) for $\omega \in (0, L]$ to obtain the whole range of mean, variance and intervals. For the computed value of variance of terminal wealth, plot the mean along with prediction interval from (iii) to obtain the credible intervals for the return of optimal portfolios.

A portfolio with higher risk aversion coefficient is less risky and therefore lies more left on the efficient frontier. Thus, the smaller ω will have large credible intervals.

7 Conclusion

To solve the mean-variance analysis in multidimensional, we considered both the drift vector and covariance matrix of asset returns as uncertain and assumed to have prior distribution based on the past data. This prior information and Bayesian forecasting method are used to obtain the posterior predictive distribution of asset returns at each time point. Dynamic programming approach and the embedding technique of Li and Ng [21] are applied to these predicted returns. This approach of combining the Bayesian technique with

dynamic programming allows us to find optimal portfolio weights based on historical as well as the latest available information of asset returns. In particular, we showed that the constructed Bayesian efficient frontier results in higher expected returns at a similar level of risk which is presented by a numerical example of S&P500. Another advantage of the Bayesian approach is that it allows us to construct the predictive interval of future realizations of the optimal portfolio returns. In addition, the numerical example also shows the riskfree asset return and exit time have significant impacts on the optimal strategy and the efficient frontier. Simulation of the AR(1) process allows us to give more importance to the recent data and showed that the dynamic programming with the Bayesian approach efficiently captures the serial correlation of asset returns.

Appendix

Instead of solving the original problem $P(\omega)$ directly, we first consider the transformed auxiliary problem:

$$A(\lambda, \omega) \begin{cases} \max_U & E_0(\lambda x_{T \wedge \tau} - \omega x_{T \wedge \tau}^2) \\ \text{s.t.} & x_{t+1} = r_t^0 x_t + e_t U_t, \quad t = 0, 1, \dots, T-1, \end{cases}$$

for a given constant $\lambda > 0$. The following two theorems can be proven by similar method described by Li and Ng [21].

Theorem 2 *Any optimal solution of $P(\omega)$ will be optimal solution of $A(\lambda, \omega)$ with $\lambda^* = 1 + 2\omega E_0(x_{T \wedge \tau})|_{U^*}$.*

Theorem 3 *If U^* is the optimal solution of $A(\lambda, \omega)$ then the necessary condition for U^* to be the optimal solution of $P(\omega)$ is $\lambda^* = 1 + 2\omega E_0(x_{T \wedge \tau})|_{U^*}$.*

Zhang and Li [31] derived the analytical solution of the auxiliary problem by transforming the auxiliary problem $A(\lambda, \omega)$ into portfolio selection problem with certain exit time and applied dynamic programming approach to solve it, which is presented in the following theorem.

Theorem 4 *The value function of problem $A(\lambda, \omega)$ is*

$$\begin{aligned} f_t^*(x_t) &= \max_{u_t} f_t(x_t) \\ &= \max_{u_t} E_t \left[\sum_{s=t}^T (\lambda x_s - \omega x_s^2) p_s \right] \\ &= -\omega \omega_t x_t^2 + \lambda \lambda_t x_t + \Xi, \quad t = 0, 1, \dots, T-1, \end{aligned}$$

and the optimal strategy of problem $A(\lambda, \omega)$ is given by

$$u_t^* = \frac{\lambda}{2\omega} \frac{E_t(\lambda_{t+1} e_t)}{E_t(\omega_{t+1} e_t^2)} - \frac{E_t(\omega_{t+1} e_t)}{E_t(\omega_{t+1} e_t^2)} r_t^0 x_t, \quad t = 0, 1, \dots, T-1,$$

where

$$\begin{aligned}\Xi_t &= E_t \left[\frac{\lambda^2}{4\omega} \sum_{s=t}^{T-1} \theta_s \right], \\ \omega_t &= p_t + (r_t^0)^2 \left[E_t(\omega_{t+1}) - \frac{E_t^2(\omega_{t+1}e_t)}{E_t(\omega_{t+1}e_t^2)} \right], \quad \omega_T = p_T, \\ \lambda_t &= p_t + r_t^0 \left[E_t(\lambda_{t+1}) - \frac{E_t(\omega_{t+1}e_t)E_t(\lambda_{t+1}e_t)}{E_t(\omega_{t+1}e_t^2)} \right], \quad \lambda_T = p_T,\end{aligned}$$

for $t = 0, 1, \dots, T-1$.

Now, insert the optimal strategy given in Theorem 4 into wealth dynamics described in equation (1) for $t = T$ and taking expectations on both sides based on the information available at time $T-1$, we obtain

$$E_{T-1}(\lambda_T x_T) = \lambda_{T-1} x_{T-1} - p_{T-1} x_{T-1} + \frac{\lambda}{2\omega} \theta_{T-1}. \quad (12)$$

Taking expectations recursively on both sides of equation 12 at time $T-2, \dots, 1, 0$, we conclude that

$$E_0(x_{T \wedge \tau}) = \lambda_0 x_0 + \frac{\lambda}{2\omega} \Theta. \quad (13)$$

Substituting (13) in Theorem 3 to satisfy the necessary condition of attaining the optimality of the original problem $P(\omega)$ for the same optimal strategy of problem $A(\lambda, \omega)$. We obtain

$$\lambda^* = \frac{1 + 2\omega\lambda_0 x_0}{1 - \Theta}. \quad (14)$$

Finally, substitute λ^* in Theorem 4 to yield the optimal strategy for $P(\omega)$ and efficient frontier, which is summarized in the Theorem 1.

References

1. Aguilar, O., West, M.: Bayesian dynamic factor models and portfolio allocation. *Journal of Business & Economic Statistics* **18**(3), 338–357 (2000)
2. Balvers, R.J., Mitchell, D.W.: Autocorrelated returns and optimal intertemporal portfolio choice. *Management Science* **43**(11), 1537–1551 (1997)
3. Bauder, D., Bodnar, T., Parolya, N., Schmid, W.: Bayesian mean-variance analysis: Optimal portfolio selection under parameter uncertainty. *arXiv preprint arXiv:1803.03573* (2018)
4. Bismuth, A., Guéant, O., Pu, J.: Portfolio choice, portfolio liquidation, and portfolio transition under drift uncertainty. *Mathematics and Financial Economics* **13**(4), 661–719 (2019)
5. Blanchet-Scalliet, C., El Karoui, N., Jeanblanc, M., Martellini, L.: Optimal investment decisions when time-horizon is uncertain. *Journal of Mathematical Economics* **44**(11), 1100–1113 (2008)
6. Bodnar, T., Mazur, S., Okhrin, Y.: Bayesian estimation of the global minimum variance portfolio. *European Journal of Operational Research* **256**(1), 292–307 (2017)

7. Celikyurt, U., Özekici, S.: Multiperiod portfolio optimization models in stochastic markets using the mean-variance approach. *European Journal of Operational Research* **179**(1), 186–202 (2007)
8. Chiu, M.C., Wong, H.Y.: Mean-variance portfolio selection with correlation risk. *Journal of Computational and Applied Mathematics* **263**, 432–444 (2014)
9. De Franco, C., Nicolle, J., Pham, H.: Bayesian learning for the markowitz portfolio selection problem. arXiv preprint arXiv:1811.06893 (2018)
10. Dokuchaev, N.: Discrete time market with serial correlations and optimal myopic strategies. *European Journal of Operational Research* **177**(2), 1090–1104 (2007)
11. Frost, P.A., Savarino, J.E.: An empirical bayes approach to efficient portfolio selection. *Journal of Financial and Quantitative Analysis* **21**(3), 293–305 (1986)
12. Gao, J., Li, D.: Multiperiod mean-variance portfolio optimization with general correlated returns. *IFAC Proceedings Volumes* **47**(3), 9007–9012 (2014)
13. Gao, J., Li, D., Cui, X., Wang, S.: Time cardinality constrained mean-variance dynamic portfolio selection and market timing: A stochastic control approach. *Automatica* **54**, 91–99 (2015)
14. Guo, W., Hu, Q.: Multi-period portfolio optimization when exit time is uncertain. *Journal of Management Sciences in China* **8**(2), 14–19 (2005)
15. He, J., Wang, Q.G., Cheng, P., Chen, J., Sun, Y.: Multi-period mean-variance portfolio optimization with high-order coupled asset dynamics. *IEEE Transactions on Automatic Control* **60**(5), 1320–1335 (2015)
16. Huang, D., Zhu, S., Fabozzi, F.J., Fukushima, M.: Portfolio selection under distributional uncertainty: A relative robust cvar approach. *European Journal of Operational Research* **203**(1), 185–194 (2010)
17. Huang, D., Zhu, S.S., Fabozzi, F.J., Fukushima, M.: Portfolio selection with uncertain exit time: a robust cvar approach. *Journal of Economic Dynamics and Control* **32**(2), 594–623 (2008)
18. Irie, K., West, M., et al.: Bayesian emulation for multi-step optimization in decision problems. *Bayesian Analysis* **14**(1), 137–160 (2019)
19. Iyengar, G.N.: Robust dynamic programming. *Mathematics of Operations Research* **30**(2), 257–280 (2005)
20. Karatzas, I., Zhao, X.: Bayesian adaptive portfolio optimization. *Option pricing, interest rates and risk management* pp. 632–669 (2001)
21. Li, D., Ng, W.L.: Optimal dynamic portfolio selection: Multiperiod mean-variance formulation. *Mathematical finance* **10**(3), 387–406 (2000)
22. Mao, J.C., Särndal, C.E.: A decision theory approach to portfolio selection. *Management Science* **12**(8), B–323 (1966)
23. Markowitz, H.: Portfolio selection. *The journal of finance* **7**(1), 77–91 (1952)
24. Martellini, L., Urošević, B.: Static mean-variance analysis with uncertain time horizon. *Management Science* **52**(6), 955–964 (2006)
25. Merton, R.C.: An analytic derivation of the efficient portfolio frontier. *Journal of financial and quantitative analysis* **7**(4), 1851–1872 (1972)
26. Skaf, J., Boyd, S.: Multi-period portfolio optimization with constraints and transaction costs. In: *Working Manuscript*. Citeseer (2009)
27. Wei, C., Gao, J.: Dynamic mean-variance portfolio optimization with no-shorting constraint and correlated returns. In: *The 27th Chinese Control and Decision Conference (2015 CCDC)*, pp. 1068–1073. IEEE (2015)
28. West, M., Harrison, J.: *Bayesian forecasting and dynamic models*. Springer Science & Business Media (2006)
29. Xu, Y.h., Li, Z.f.: Dynamic portfolio selection based on serially correlated return-dynamic mean-variance formulation. *System Engineering Theory and Practice* **28**(8), 123–131 (2008)
30. Yi, L., Li, Z., Li, D.: Multi-period portfolio selection for asset-liability management with uncertain investment horizon. *Journal of Industrial & Management Optimization* **4**(3), 535–552 (2008)
31. Zhang, L., Li, Z.: Multi-period mean-variance portfolio selection with uncertain time horizon when returns are serially correlated. *Mathematical Problems in Engineering* **2012** (2012)
32. Zhou, X.Y., Li, D.: Continuous-time mean-variance portfolio selection: A stochastic lq framework. *Applied Mathematics and Optimization* **42**(1), 19–33 (2000)