

Detecting the relativistic galaxy bispectrum

Roy Maartens^{1,2}, Sheean Jolicoeur¹, Obinna Umeh²,
Chris Clarkson^{3,1,4}, Stefano Camera^{5,6,1}, Eline M. De Weerd³

¹Department of Physics & Astronomy, University of the Western Cape, Cape Town 7535, South Africa

²Institute of Cosmology & Gravitation, University of Portsmouth, Portsmouth PO1 3FX, UK

³School of Physics & Astronomy, Queen Mary University of London, London E1 4NS, UK

⁴Department of Mathematics & Applied Mathematics, University of Cape Town, Cape Town 7701, South Africa

⁵Dipartimento di Fisica, Università degli Studi di Torino, 10125 Torino, Italy

⁶Istituto Nazionale di Fisica Nucleare, Sezione di Torino, 10125 Torino, Italy

Abstract. The Fourier-space galaxy bispectrum is complex, with the imaginary part arising from leading-order relativistic corrections, due to Doppler, gravitational redshift and related line-of-sight effects in redshift space. The detection of the imaginary part of the bispectrum is potentially a smoking gun signal of relativistic contributions. We investigate whether next-generation spectroscopic surveys could make such a detection. For a Stage IV spectroscopic $H\alpha$ survey similar to Euclid, we find that the cumulative signal to noise of this relativistic signature is $\mathcal{O}(10)$. Long-mode relativistic effects couple to short-mode Newtonian effects in the galaxy bispectrum, but not in the galaxy power spectrum. This is the basis for detectability of relativistic effects in the bispectrum of a single galaxy survey, whereas the power spectrum requires multiple galaxy surveys to detect the corresponding signal.

Contents

1	INTRODUCTION	1
2	SIGNAL TO NOISE	4
2.1	Relativistic contribution to the variance	4
2.2	Nonlinear effects	5
2.3	Summations over triangles	6
3	GALAXY SURVEY	6
3.1	Evolution bias and magnification bias	7
3.2	Signal to noise of the relativistic bispectrum	9
3.3	Including cosmological parameters	11
4	CONCLUSIONS	12
A	APPENDIX	14

1 INTRODUCTION

The bispectrum of number count fluctuations in redshift space will become an increasingly important complement to the power spectrum in the extraction of cosmological information from galaxy surveys, in the measurement of clustering bias parameters and in the breaking of degeneracies between the clustering amplitude and growth rate. Analysis of the Fourier-space galaxy bispectrum is already well advanced for existing survey data (e.g [1, 2]) and for mock data of future surveys (e.g. [3–5]).

Here we highlight a feature of the tree-level Fourier galaxy bispectrum which follows from the leading-order relativistic contribution – due to Doppler, gravitational redshift and related line-of-sight effects – that is omitted in the standard Newtonian analysis. These effects involve line-of-sight derivatives of scalars; since $\partial_{\parallel} \rightarrow i k_{\parallel}$, this leads to imaginary corrections to the galaxy number count contrast. At first order, these effects in δ_g scale as $i(\mathcal{H}/k)\delta$, where δ is the linear matter density contrast (see [6–9] and below). At second order, the relativistic contribution to $\delta_g^{(2)}$ scales as $i(\mathcal{H}/k)(\delta)^2$ (see [9] and below). The effects in the number count contrast are therefore suppressed on sub-equality scales.

This suppression is accentuated in the case of the galaxy auto-power spectrum, where the leading-order effects are real and scale as $(\mathcal{H}/k)^2$, since $P_g \sim \langle \delta_g \delta_g^* \rangle$. By contrast, for the galaxy bispectrum, the leading-order effects are imaginary and scale as $i\mathcal{H}/k$, since $B_g \sim \langle \delta_g \delta_g \delta_g^{(2)} \rangle$ – which includes a coupling of relativistic contributions to short-scale Newtonian terms that is absent in P_g . (Note that the 3-point correlation function corresponding to B_g is real.)

We therefore expect these relativistic effects to be more accessible in the bispectrum than in the power spectrum, for the case of a single tracer of the matter distribution. Let us introduce a more explicit analysis, as follows.

At tree-level, the Fourier galaxy bispectrum at a redshift z is given by

$$\langle \delta_g(\mathbf{k}_1) \delta_g(\mathbf{k}_2) \delta_g^{(2)}(\mathbf{k}_3) \rangle + 2 \text{ cyc. perm.} = 2(2\pi)^3 B_g(z, \mathbf{k}_1, \mathbf{k}_2, \mathbf{k}_3) \delta^{\text{Dirac}}(\mathbf{k}_1 + \mathbf{k}_2 + \mathbf{k}_3), \quad (1.1)$$

where the factor 2 on the right arises from the convention that the total number density contrast is $\delta_g + \delta_g^{(2)}/2$. In terms of the first- and second-order kernels, we have

$$B_g(z, \mathbf{k}_1, \mathbf{k}_2, \mathbf{k}_3) = \mathcal{K}^{(1)}(z, \mathbf{k}_1) \mathcal{K}^{(1)}(z, \mathbf{k}_2) \mathcal{K}^{(2)}(z, \mathbf{k}_1, \mathbf{k}_2, \mathbf{k}_3) P(z, k_1) P(z, k_2) + 2 \text{ cp}, \quad (1.2)$$

where P is the linear matter power spectrum. The $9 - 3 = 6$ degrees of freedom in the triangle condition $\mathbf{k}_1 + \mathbf{k}_2 + \mathbf{k}_3 = \mathbf{0}$ at each z are reduced to 5 by the fixed observer's line of sight direction \mathbf{n} . The bispectrum can be chosen at each z to be a function of the 3 magnitudes $k_a = (k_1, k_2, k_3)$ and 2 angles that define the orientation of the triangle (see Fig. 1):

$$B_g(z, \mathbf{k}_a) = B_g(z, k_a, \mu_1, \varphi). \quad (1.3)$$

Here $\mu_a = \mathbf{k}_a \cdot \mathbf{n} = \cos \theta_a$, and φ is the angle between the triangle plane and the $(\mathbf{n}, \mathbf{k}_1)$ -plane. The three angles $\theta_{ab} = \cos^{-1}(\hat{\mathbf{k}}_a \cdot \hat{\mathbf{k}}_b)$, are determined by k_a ; then $\mu_2 = \mu_1 \cos \theta_{12} + \sin \theta_1 \sin \theta_{12} \cos \varphi$ is determined when φ is given, and $\mu_3 = -(\mu_1 k_1 + \mu_2 k_2)/k_3$.

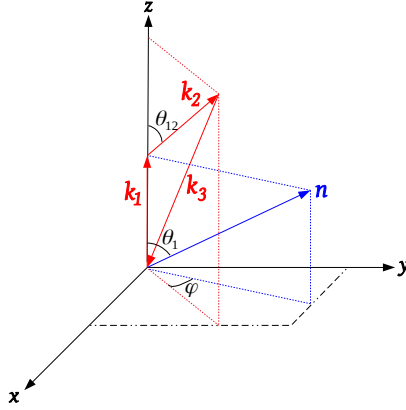


Figure 1. Relevant vectors and angles for the Fourier bispectrum.

In the standard Newtonian approximation, $B_g = B_{gN}$, the kernels in (1.2) contain the galaxy bias and the redshift-space distortions (RSD) at first and second order [3, 10]:

$$\mathcal{K}_N^{(1)}(\mathbf{k}_1) = b_1 + f \mu_1^2, \quad (1.4)$$

$$\mathcal{K}_N^{(2)}(\mathbf{k}_1, \mathbf{k}_2, \mathbf{k}_3) = b_1 F_2(\mathbf{k}_1, \mathbf{k}_2) + b_2 + f \mu_3^2 G_2(\mathbf{k}_1, \mathbf{k}_2) + f Z_2(\mathbf{k}_1, \mathbf{k}_2) + b_{s^2} S_2(\mathbf{k}_1, \mathbf{k}_2), \quad (1.5)$$

where we dropped the z -dependence for brevity. Here f is the linear matter growth rate, b_1, b_2 are the linear and second-order clustering biases, and b_{s^2} is the tidal bias. The kernels F_2, G_2, Z_2 are for second-order density, velocity and RSD, and S_2 is the kernel for tidal bias (see the Appendix).

The Doppler-type relativistic corrections to the Newtonian number count contrast in redshift space are given at first order by [11]:

$$\delta_{gD} = A \mathbf{v} \cdot \mathbf{n}, \quad (1.6)$$

where the momentum conservation equation has been used to eliminate the gravitational redshift: $\partial_r \Phi = -\mathbf{v}' \cdot \mathbf{n} - \mathcal{H} \mathbf{v} \cdot \mathbf{n}$. Here \mathbf{v} is the peculiar velocity, Φ is the gravitational

potential, \mathcal{H} is the comoving Hubble parameter and r is the line-of-sight comoving distance. At second order, it is shown in [9] that (see also [12])

$$\begin{aligned}\delta_{gD}^{(2)} = & A \mathbf{v}^{(2)} \cdot \mathbf{n} + 2C(\mathbf{v} \cdot \mathbf{n}) \delta + 2\frac{E}{\mathcal{H}}(\mathbf{v} \cdot \mathbf{n}) \partial_r(\mathbf{v} \cdot \mathbf{n}) + \frac{2}{\mathcal{H}^2}[(\mathbf{v} \cdot \mathbf{n}) \partial_r^2 \Phi - \Phi \partial_r^2(\mathbf{v} \cdot \mathbf{n})] \\ & - \frac{2}{\mathcal{H}} \partial_r(\mathbf{v} \cdot \mathbf{v}) + 2\frac{b_1}{\mathcal{H}} \Phi \partial_r \delta.\end{aligned}\quad (1.7)$$

The redshift-dependent coefficients A, C, E are given below in (1.12)–(1.14).

In Fourier space, neglecting sub-leading $\mathcal{O}(\mathcal{H}^2/k^2)$ terms, we find from (1.2) that

$$\begin{aligned}B_{gD}(\mathbf{k}_1, \mathbf{k}_2, \mathbf{k}_3) = & \left\{ \left[\mathcal{K}_N^{(1)}(\mathbf{k}_1) \mathcal{K}_D^{(1)}(\mathbf{k}_2) + \mathcal{K}_D^{(1)}(\mathbf{k}_1) \mathcal{K}_N^{(1)}(\mathbf{k}_2) \right] \mathcal{K}_N^{(2)}(\mathbf{k}_1, \mathbf{k}_2, \mathbf{k}_3) \right. \\ & \left. + \mathcal{K}_N^{(1)}(\mathbf{k}_1) \mathcal{K}_N^{(1)}(\mathbf{k}_2) \mathcal{K}_D^{(2)}(\mathbf{k}_1, \mathbf{k}_2, \mathbf{k}_3) \right\} P(k_1) P(k_2) + 2 \text{ cp}.\end{aligned}\quad (1.8)$$

The relativistic kernels follow from (1.6) and (1.7); they are given in [9] as

$$\begin{aligned}\mathcal{K}_D^{(1)}(\mathbf{k}_1) = & i \mathcal{H} f A \frac{\mu_1}{k_1}, \\ \mathcal{K}_D^{(2)}(\mathbf{k}_1, \mathbf{k}_2, \mathbf{k}_3) = & i \mathcal{H} f \left[A \frac{\mu_3}{k_3} G_2(\mathbf{k}_1, \mathbf{k}_2) + C \left(\frac{\mu_1}{k_1} + \frac{\mu_2}{k_2} \right) + \left(\frac{3}{2} \Omega_m - f E \right) \mu_1 \mu_2 \left(\frac{\mu_1}{k_2} + \frac{\mu_2}{k_1} \right) \right. \\ & \left. - \frac{3}{2} \Omega_m \left(\mu_1^3 \frac{k_1}{k_2^2} + \mu_2^3 \frac{k_2}{k_1^2} \right) - f \hat{\mathbf{k}}_1 \cdot \hat{\mathbf{k}}_2 \left(\frac{\mu_1}{k_1} + \frac{\mu_2}{k_2} \right) - \frac{3 \Omega_m b_1}{2f} \left(\mu_1 \frac{k_1}{k_2^2} + \mu_2 \frac{k_2}{k_1^2} \right) \right].\end{aligned}\quad (1.10)$$

It is clear from (1.10) and from the general expressions given in [13, 14], that Doppler-type relativistic effects generate an imaginary correction to the Newtonian bispectrum:

$$\text{Re } B_g = B_{gN} + \mathcal{O}(\mathcal{H}^2/k^2), \quad i \text{Im } B_g = B_{gD} + \mathcal{O}(\mathcal{H}^3/k^3). \quad (1.11)$$

The coefficients in (1.9) and (1.10) are [9]

$$A = b_e - 2\mathcal{Q} + \frac{2(\mathcal{Q} - 1)}{r\mathcal{H}} - \frac{\mathcal{H}'}{\mathcal{H}^2}, \quad (1.12)$$

$$C = b_1(A + f) + \frac{b_1'}{\mathcal{H}} + 2 \left(1 - \frac{1}{r\mathcal{H}} \right) \frac{\partial b_1}{\partial \ln L} \Big|_c, \quad (1.13)$$

$$E = 4 - 2A - \frac{3}{2} \Omega_m, \quad (1.14)$$

where a prime is a conformal time derivative, $\Omega_m = \Omega_{m0}(1+z)H_0^2/\mathcal{H}^2$, L is the luminosity, and $|_c$ denotes evaluation at the flux cut.

In addition to the clustering bias b_1 , the relativistic bispectrum is sensitive to the evolution bias and magnification bias, which are defined as [15]

$$b_e = -\frac{\partial \ln n_g}{\partial \ln(1+z)}, \quad \mathcal{Q} = -\frac{\partial \ln n_g}{\partial \ln L} \Big|_c. \quad (1.15)$$

Here and below, n_g is the *comoving* galaxy number density. (Note that the alternative magnification bias parameter $s = 2\mathcal{Q}/5$ is often used.)

It is interesting to note that the magnification bias \mathcal{Q} enters the relativistic bispectrum, even though we have not included the effect of the integrated lensing magnification κ . The reason for this apparent inconsistency is that there is a (non-integrated) Doppler correction to κ [16, 17].

2 SIGNAL TO NOISE

The signal-to-noise ratio (SNR) for the bispectrum at redshift z is given in the Gaussian approximation of uncorrelated triangles by [18]

$$\left[\frac{S}{N}(z)\right]^2 = \sum_{k_a, \mu_1, \varphi} \frac{1}{\text{Var}[B_g(z, k_a, \mu_1, \varphi)]} B_g(z, k_a, \mu_1, \varphi) B_g^*(z, k_a, \mu_1, \varphi), \quad (2.1)$$

where we have introduced the complex conjugate B_g^* since the bispectrum has an imaginary correction. Here $\text{Var}[B_g]$ is the variance of the bispectrum estimator [19]:

$$\hat{B}_g(z, \mathbf{k}_a) = \frac{k_f^3}{V_{123}} \int_{\mathbf{k}_a} d^3 \mathbf{q}_1 d^3 \mathbf{q}_2 d^3 \mathbf{q}_3 \delta^{\text{Dirac}}(\mathbf{q}_1 + \mathbf{q}_2 + \mathbf{q}_3) \delta_g(z, \mathbf{q}_1) \delta_g(z, \mathbf{q}_2) \delta_g(z, \mathbf{q}_3), \quad (2.2)$$

where integration is over the shells $k_a - \Delta k/2 \leq q_a \leq k_a + \Delta k/2$ and the shell volume is $V_{123} = \int_{\mathbf{k}_a} d^3 \mathbf{q}_1 d^3 \mathbf{q}_2 d^3 \mathbf{q}_3 \delta^{\text{Dirac}}(\mathbf{q}_1 + \mathbf{q}_2 + \mathbf{q}_3)$.

In the Newtonian approximation, the Gaussian variance can be given as [3, 18]

$$\text{Var}[B_g(z, k_a, \mu_1, \varphi)] = s_B \frac{\pi k_f(z)^3}{k_1 k_2 k_3 (\Delta k)^3} \frac{N_{\mu_1} N_{\varphi}}{\Delta \mu_1 \Delta \varphi} \tilde{P}_{gN}(z, k_1, \mu_1) \tilde{P}_{gN}(z, k_2, \mu_2) \tilde{P}_{gN}(z, k_3, \mu_3), \quad (2.3)$$

where

$$\tilde{P}_{gN}(z, k_a, \mu_a) = P_{gN}(z, k_a, \mu_a) + \frac{1}{n_g(z)}, \quad (2.4)$$

and $P_{gN} = (b_1 + f \mu_a^2)^2 P$ is the linear galaxy power spectrum. In (2.3), s_B is 6, 2, 1 respectively for equilateral, isosceles and non-isosceles triangles, and N_{μ_1}, N_{φ} are the ranges for μ_1, φ (which are sometimes reduced from their full values of 2 and 2π using symmetry arguments). The fundamental mode is determined by the comoving survey volume of the redshift bin centred at z , i.e., $k_f(z) = 2\pi V(z)^{-1/3}$, where $V(z) = 4\pi f_{\text{sky}}[r(z + \Delta z/2)^3 - r(z - \Delta z/2)^3]$.

For a survey with redshift bin centres ranging from z_{\min} to z_{\max} , the cumulative SNR is

$$\frac{S}{N}(\leq z) = \left\{ \sum_{z'=z_{\min}}^z \left[\frac{S}{N}(z') \right]^2 \right\}^{1/2}, \quad (2.5)$$

and then the total SNR is $S/N(\leq z_{\max})$.

2.1 Relativistic contribution to the variance

For the full bispectrum, including the relativistic part, (2.2) leads to a variance of the form

$$\text{Var}[B_g(z, \mathbf{k}_a)] \propto \tilde{P}_g(z, k_1, \mu_1) \tilde{P}_g(z, k_2, \mu_2) \tilde{P}_g(z, k_3, \mu_3). \quad (2.6)$$

In the Newtonian approximation, this gives (2.3). By (1.9), the galaxy number density contrast has an imaginary relativistic correction, $\delta_g = \delta_{gN} + \delta_{gD}$. However, since $P_g \sim \langle \delta_g(\mathbf{k}) \delta_g(-\mathbf{k}) \rangle = \langle |\delta_g(\mathbf{k})|^2 \rangle$, the galaxy power spectrum is given by [6, 8, 9]

$$P_g = P_{gN} + P_{gD} = P_{gN} + \mathcal{O}(\mathcal{H}^2/k^2). \quad (2.7)$$

It follows from (2.6) and (2.7) that at leading order, the relativistic contribution to the variance can be neglected:

$$\text{Var}[B_g] = \text{Var}[B_{gN}] + \mathcal{O}(\mathcal{H}^2/k^2). \quad (2.8)$$

Therefore the SNR for the Newtonian and relativistic parts of the bispectrum are

$$\left(\frac{S}{N}\right)_N^2 = \sum_{k_a, \mu_1, \varphi} \frac{B_{gN} B_{gN}}{\text{Var}[B_{gN}]}, \quad (2.9)$$

$$\left(\frac{S}{N}\right)_D^2 = \sum_{k_a, \mu_1, \varphi} \frac{B_{gD} B_{gD}^*}{\text{Var}[B_{gN}]} \quad (2.10)$$

2.2 Nonlinear effects

In order to avoid nonlinear effects of matter clustering, the maximum k is chosen as a scale where perturbation theory for the matter density contrast begins to break down. It is known that the matter bispectrum is more sensitive to nonlinearity than the matter power spectrum: at $z \sim 0$ nonlinearity sets in at $k \sim 0.1h/\text{Mpc}$ for the matter bispectrum, as opposed to $k \sim 0.2h/\text{Mpc}$ for the matter power spectrum. To account for the growth of k_{max} with redshift, we use the redshift-dependence proposed in [20] for the power spectrum, but with half the amplitude at $z = 0$:

$$k_{\text{max}}(z) = 0.1h(1+z)^{2/(2+n_s)}. \quad (2.11)$$

The cut-off $k \leq k_{\text{max}}(z)$ avoids a breakdown of perturbative accuracy in the matter correlations, but nonlinearities in the galaxy correlations due to RSD can affect longer wavelength modes. The effect of RSD on these scales is to damp the power – the ‘FoG’ effect. In order to take account of this, we follow [3, 4] and use the simple model of FoG damping,

$$P_g \rightarrow D_P P_g, \quad D_P(z, \mathbf{k}) = \exp \left\{ -\frac{1}{2} [k\mu\sigma(z)]^2 \right\}, \quad (2.12)$$

$$B_g \rightarrow D_B B_g, \quad D_B(z, \mathbf{k}_1, \mathbf{k}_2, \mathbf{k}_3) = \exp \left\{ -\frac{1}{2} [k_1^2\mu_1^2 + k_2^2\mu_2^2 + k_3^2\mu_3^2] \sigma(z)^2 \right\}, \quad (2.13)$$

where σ is the linear velocity dispersion.

On sufficiently large scales the non-Gaussian contribution to the bispectrum covariance can be approximated by including corrections to the power spectra appearing in the bispectrum variance (2.3). This is shown by [19] (see also [3]), using the approximation:

$$\text{Var}[B_g] \rightarrow \text{Var}[B_g] + \delta\text{Var}[B_g], \quad (2.14)$$

$$\delta\text{Var}[B_g] = \frac{s_B \pi k_f^3 N_{\mu_1} N_\varphi}{k_1 k_2 k_3 (\Delta k)^3 \Delta \mu_1 \Delta \varphi} \left\{ \tilde{P}_{gN}(1) \tilde{P}_{gN}(2) \left[\tilde{P}_{gN}^{\text{NL}}(3) - \tilde{P}_{gN}(3) \right] + 2 \text{cp} \right\}. \quad (2.15)$$

Here $\tilde{P}_{gN}(a) \equiv \tilde{P}_{gN}(z, k_a, \mu_a)$ and $\tilde{P}_{gN}^{\text{NL}}(a) = (b + f\mu_a^2)^2 P^{\text{NL}} + n_g^{-1}$, where P^{NL} is the nonlinear matter power spectrum, computed with a modified Halofit emulator.

2.3 Summations over triangles

The counting of triangles $\mathbf{k}_1 + \mathbf{k}_2 + \mathbf{k}_3 = \mathbf{0}$ that contribute to the signal-to-noise involves a sum in k_a -space and a sum over orientations.

The triangle sides are chosen so that $k_1 \geq k_2 \geq k_3$, and must satisfy $\theta_{12} + \theta_{23} + \theta_{31} = 2\pi$. For the summation in k_a we choose the minimum and the step-length as

$$k_{\min}(z) = k_f(z) \quad \text{and} \quad \Delta k(z) = k_f(z), \quad (2.16)$$

as in [3, 4]. We allow k_1 to run from k_{\min} to k_{\max} . Then the k_a sum is defined as [21]

$$\sum_{k_a} = \sum_{k_1=k_{\min}}^{k_{\max}} \sum_{k_2=k_{\min}}^{k_1} \sum_{k_3=k_{\min}^*}^{k_2}, \quad k_{\min}^* = \max(k_{\min}, |k_1 - k_2|). \quad (2.17)$$

The coordinates $(\mu_1 = \cos \theta_1, \varphi)$ describe all possible orientations of the triangle. We follow [3] and choose the ranges $N_{\mu_1} = 2, N_{\varphi} = 2\pi$. For a given μ_1 , a complete rotation in φ about \mathbf{k}_1 double counts the triangle falling onto the fixed $(\mathbf{n}, \mathbf{k}_1)$ -plane at $\varphi = 0$ and $\varphi = 2\pi$ (see Fig. 1). Similarly, for a given φ , the end-points $\theta_1 = 0$ and $\theta_1 = \pi$ correspond to equivalent triangles, with $\mathbf{k}_a \rightarrow -\mathbf{k}_a$. This double-counting can be avoided by imposing suitable upper limits: $-1 \leq \mu_1 < 1$ and $0 \leq \varphi < 2\pi$. The signal to noise is quite sensitive to the step-lengths $\Delta\mu_1, \Delta\varphi$. We find (see the Appendix for details) that a suitable choice for convergence is

$$\Delta\mu_1 = 0.04, \quad \Delta\varphi = \pi/25. \quad (2.18)$$

3 GALAXY SURVEY

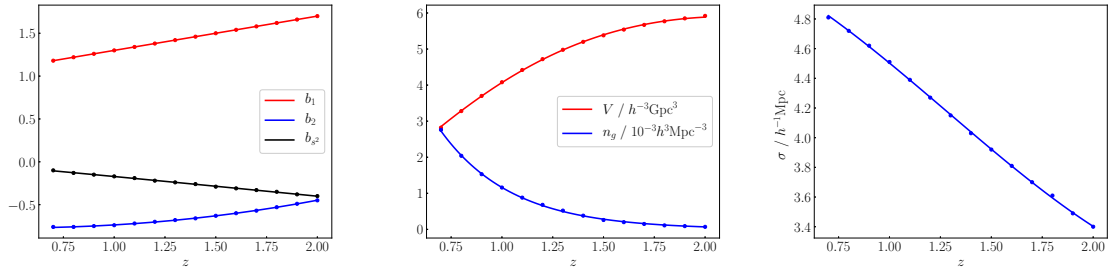


Figure 2. Clustering bias parameters (*left*), comoving volume and number density (*middle*) and RSD damping parameter (*right*). Points are the data from Table 1 in [4].

We consider a Stage IV $H\alpha$ spectroscopic survey, with clustering bias, comoving volume, comoving number density and RSD damping parameter given by Table 1 in [4], over the redshift range $0.65 \leq z \leq 2.05$, with $\Delta z = 0.1$ bins. We provide fitting formulas for these quantities in the Appendix. Figure 2 shows the values given in [4] together with the fitting curves. For the cosmological parameters, we use Planck 2018 [22]: $h = 0.6766, \Omega_{m0} = 0.3111, \Omega_{b0}h^2 = 0.02242, \Omega_{c0}h^2 = 0.11933, n_s = 0.9665, \sigma_8 = 0.8102, \gamma = 0.545, \Omega_{K0} = 0 = \Omega_{\nu 0}$. We checked that the SNR for the Newtonian bispectrum is consistent with Fig. 4 of [4], when we use their redshift-independent $k_{\max} = 0.15h \text{ Mpc}^{-1}$.

3.1 Evolution bias and magnification bias

The relativistic bispectrum depends also on b_e and \mathcal{Q} , as shown in (1.10)–(1.14). These

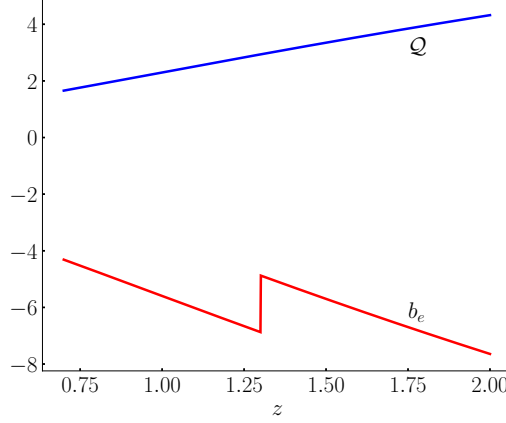


Figure 3. Magnification and evolution bias (3.7), (3.8).

parameters do *not* appear in the Newtonian approximation, but they are crucial for the relativistic correction, and we need to evaluate them in a physically consistent way. We compute these parameters from the same luminosity function that is used to generate the number density shown in Fig. 2, i.e., Model 1 in [23]:

$$\Phi(z, y) = \Phi_*(z) y^\alpha e^{-y}, \quad y \equiv \frac{L}{L_*}. \quad (3.1)$$

We have written Φ in terms of the redshift z and the normalised dimensionless luminosity y , where $L_* = L_{*0}(1+z)^\delta$ and L_{*0} is a characteristic luminosity. Here α is the faint-end slope, and Φ_* is a characteristic comoving density of $H\alpha$ emitters, modelled as

$$\frac{\Phi_*}{\Phi_{*0}} = \begin{cases} (1+z)^\epsilon & z \leq z_b, \\ (1+z_b)^{2\epsilon} (1+z)^{-\epsilon} & z > z_b. \end{cases} \quad (3.2)$$

The best-fit parameters for Model 1 are given by [23] as

$$\alpha = -1.35, \quad \delta = 2, \quad L_{*0} = 10^{41.5} \text{ erg s}^{-1}, \quad \Phi_{*0} = 10^{-2.8} \text{ Mpc}^{-3}, \quad \epsilon = 1, \quad z_b = 1.3. \quad (3.3)$$

The flux cut F_c translates to a luminosity cut:

$$L_c(z) = 4\pi F_c d_L(z)^2, \quad F_c = 3 \times 10^{-16} \text{ erg cm}^{-2} \text{ s}^{-1}, \quad (3.4)$$

where d_L is the background luminosity distance and the choice of F_c follows [4].

In order to compute b_e and \mathcal{Q} , we require the comoving number density

$$n_g(z) = \int_{y_c(z)}^{\infty} dy \Phi(z, y) = \Phi_*(z) \Gamma(\alpha + 1, y_c(z)), \quad (3.5)$$

where Γ is the upper incomplete Gamma function and

$$y_c(z) = \frac{4\pi F_c}{L_{*0}} r(z)^2 = \left[\frac{r(z)}{2.97 h \times 10^3 \text{ (Mpc/h)}} \right]^2. \quad (3.6)$$

Using (3.6) and (3.1)–(3.4), we confirm that the analytical form (3.5) for n_g recovers the points from Table 1 in [4].

By (1.15): the magnification bias follows as

$$\mathcal{Q}(z) = \left(y \frac{\Phi}{n_g} \right)_c = \frac{y_c(z)^{\alpha+1} \exp[-y_c(z)]}{\Gamma(\alpha+1, y_c(z))}, \quad (3.7)$$

since $\partial/\partial \ln L = \partial/\partial \ln y$, and the evolution bias is

$$b_e(z) = -\frac{d \ln \Phi_*(z)}{d \ln(1+z)} + \frac{d \ln y_c(z)}{d \ln(1+z)} \mathcal{Q}(z). \quad (3.8)$$

Figure 3 shows the analytical forms (3.7) and (3.8) for b_e and \mathcal{Q} .

Table 1 collects the information in Figs. 2 and 3 to provide an extension of Table 1 in [4].

Table 1. Stage IV $H\alpha$ spectroscopic survey parameters.

z	b_1	b_2	b_{s^2}	b_e	\mathcal{Q}	n_g $10^{-3} h^3 \text{Mpc}^{-3}$	V $h^{-3} \text{Gpc}^3$	σ $h^{-1} \text{Mpc}$
0.7	1.18	-0.766	-0.105	-4.31	1.66	2.76	2.82	4.81
0.8	1.22	-0.759	-0.127	-4.74	1.87	2.04	3.38	4.72
0.9	1.26	-0.749	-0.149	-5.17	2.08	1.53	3.70	4.62
1.0	1.30	-0.737	-0.172	-5.60	2.30	1.16	4.08	4.51
1.1	1.34	-0.721	-0.194	-6.02	2.51	0.880	4.42	4.39
1.2	1.38	-0.703	-0.217	-6.45	2.72	0.680	4.72	4.27
1.3	1.42	-0.682	-0.240	-6.76	2.94	0.520	4.98	4.15
1.4	1.46	-0.658	-0.262	-5.29	3.14	0.380	5.20	4.03
1.5	1.50	-0.631	-0.285	-5.70	3.35	0.260	5.38	3.92
1.6	1.54	-0.600	-0.308	-6.10	3.55	0.200	5.54	3.81
1.7	1.58	-0.567	-0.332	-6.50	3.75	0.150	5.67	3.70
1.8	1.62	-0.531	-0.355	-6.89	3.94	0.110	5.77	3.61
1.9	1.66	-0.491	-0.378	-7.27	4.13	0.0900	5.85	3.49
2.0	1.70	-0.449	-0.401	-7.64	4.32	0.0700	6.92	3.40

Finally, we need to deal with the luminosity derivative of the bias in (1.13). Simulations by [24] indicate that the clustering bias of $H\alpha$ galaxies does not vary appreciably with luminosity near the fiducial luminosity L_{*0} in (3.3) and for $z \lesssim 2$ (see their Fig. 8). We therefore take

$$\left. \frac{\partial b_1}{\partial \ln L} \right|_c = 0, \quad (3.9)$$

in (1.13).

3.2 Signal to noise of the relativistic bispectrum

We can now evaluate the Doppler-type relativistic part of the bispectrum, (1.8)–(1.14), using (3.7)–(3.9). Then the SNR is computed using (2.5) and (2.10). The results, for SNR in each

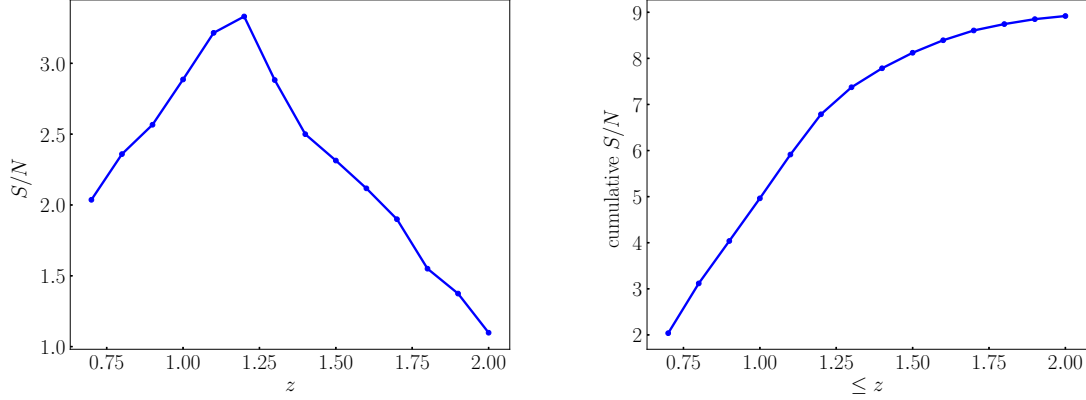


Figure 4. Relativistic SNR per z -bin (*left*) and cumulative (*right*) for a Stage IV $H\alpha$ survey.

z -bin, $S/N(z)$, and for the cumulative SNR, $S/N(\leq z)$, are shown in Fig. 4. Our forecasts indicate that the total SNR, $S/N(\leq z_{\max})$, for a Stage IV $H\alpha$ survey could be $\mathcal{O}(10)$, which is high enough for a detection in principle.

The relativistic SNR is sensitive in particular to two factors:

- Changes in the nonperturbative scale $k_{\max}(z)$: this sensitivity is due to the coupling of long-wavelength relativistic terms to short-wavelength Newtonian terms. We use a conservative and redshift-dependent k_{\max} , given in (2.11). In Fig. 5 we show the comparison of SNR using (2.11) and using the redshift-independent $k_{\max} = 0.15h$ / Mpc. The redshift-independent model does not incorporate the increase in the nonperturbative scale with growing z , and therefore produces a lower SNR; however, the difference is not large.

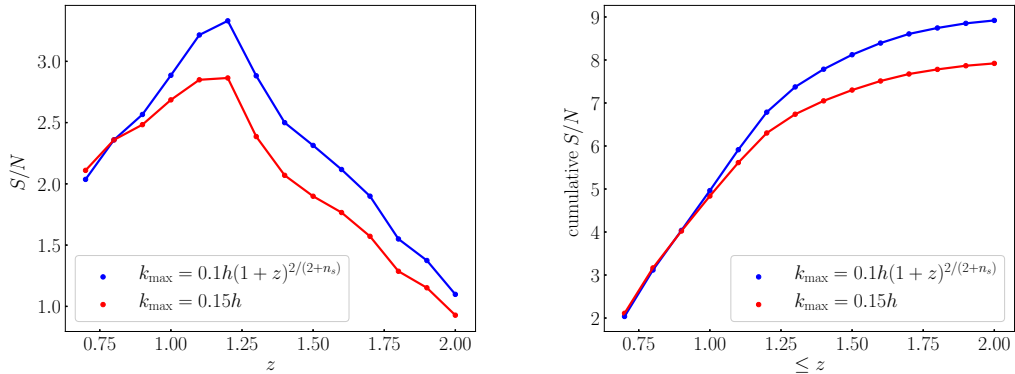


Figure 5. Effect of changing k_{\max} on SNR per bin (*left*) and cumulative SNR (*right*).

- Changes in $b_e(z)$, $\mathcal{Q}(z)$: In the Appendix (Fig. 10) we illustrate the significant impact on cumulative SNR of changing b_e , \mathcal{Q} . We use a range of constant choices for b_e , \mathcal{Q} – which are not physically motivated. This shows the importance of modelling b_e , \mathcal{Q} self-consistently from the same luminosity function that produces the number density, as we have done.

The sensitivity of the relativistic SNR to k_{\max} reflects the importance of the coupling of the relativistic signal to Newtonian terms on short scales. How sensitive is the SNR to the signal on the largest scales? We can answer this by increasing k_{\min} from its fiducial value k_f , which is the maximal observable scale. The result is that there is only a small reduction when k_{\min}/k_f is increased by a factor up to 5, as shown in Fig. 6. This means that the relativistic SNR does not depend critically on accessing the largest possible scales.

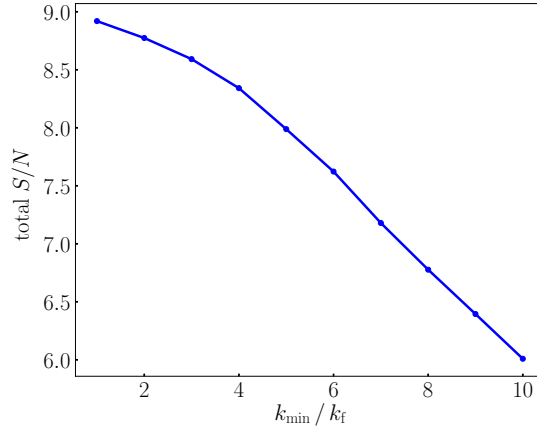


Figure 6. Effect of changing k_{\min} on total relativistic SNR.

It is also interesting to investigate how important for the SNR is the second-order relativistic contribution in the bispectrum, i.e. from terms of the form

$$\mathcal{K}_N^{(1)}(\mathbf{k}_1)\mathcal{K}_N^{(1)}(\mathbf{k}_2)\mathcal{K}_D^{(2)}(\mathbf{k}_1, \mathbf{k}_2, \mathbf{k}_3), \quad (3.10)$$

in (1.8), compared to the first-order contribution, i.e. from terms of the form

$$\left[\mathcal{K}_N^{(1)}(\mathbf{k}_1)\mathcal{K}_D^{(1)}(\mathbf{k}_2) + \mathcal{K}_D^{(1)}(\mathbf{k}_1)\mathcal{K}_N^{(1)}(\mathbf{k}_2) \right] \mathcal{K}_N^{(2)}(\mathbf{k}_1, \mathbf{k}_2, \mathbf{k}_3). \quad (3.11)$$

It is conceivable that the first-order Doppler-type contribution in (3.11) to B_g , which couples to first- and second-order Newtonian terms, dominates the SNR. However, we find that the first- and second-order relativistic parts of the bispectrum make comparable contributions to the SNR – see Fig. 7. We deduce that the second-order relativistic contribution in (3.10) cannot be neglected. This means that it must be accurately modelled, as we have done.

Recently [25] estimated the SNR for the leading relativistic part of the bispectrum. There are significant differences in their analysis compared to ours. In particular, they neglect most of the terms in $\delta_{gD}^{(2)}$ [see our (1.7)] which defines $\mathcal{K}_D^{(2)}$. They also do not give explicit details of all the ingredients in their computation. As a consequence, we cannot make a comparison of our result with theirs. See the Appendix for further details.

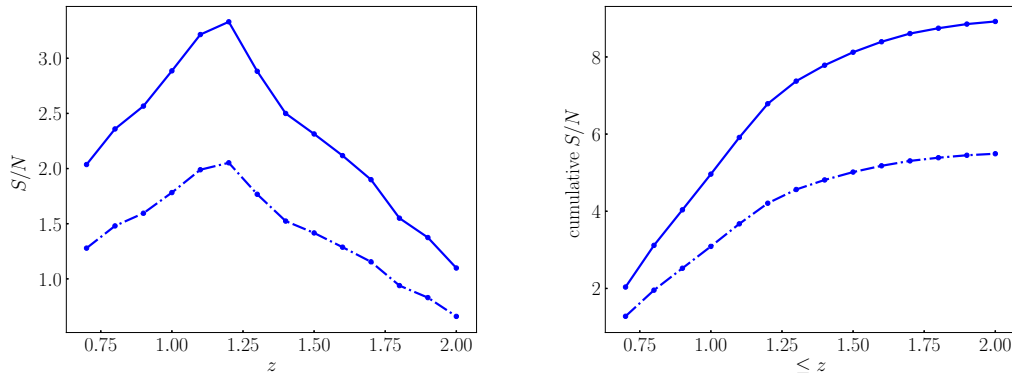


Figure 7. As in Fig. 4, but showing the effect of omitting the second-order relativistic contribution (3.10) to the bispectrum (dot-dashed curves).

3.3 Including cosmological parameters

A full treatment of cosmological constraints would marginalise over the standard cosmo-

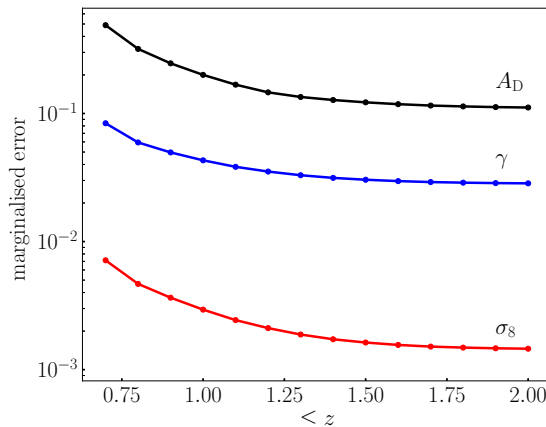


Figure 8. Marginal errors on the relativistic contribution, growth index and clustering amplitude, using the full bispectrum.

logical parameters, together with the Alcock-Paczynski parameters and the clustering bias parameters. The constraints obtained would depend almost entirely on the Newtonian galaxy power spectrum and bispectrum (as analysed in [4]), given that the relativistic contribution to the power spectrum is below leading order, while in the bispectrum the relativistic SNR is an order of magnitude smaller than the Newtonian SNR.

Our focus here is instead on the detectability of the relativistic signal in the bispectrum, assuming that P_{gN} and B_{gN} have been used to constrain the standard parameters. We now investigate the effect on this detectability when we include the parameters directly related to redshift-space effects, i.e., the growth index $\gamma = \ln f / \ln \Omega_m$ (with fiducial value 0.545), and the clustering amplitude σ_8 (with Planck 2018 fiducial). For forecasts we use the theoretical

values of b_e, \mathcal{Q} . In a galaxy survey, they would be measured directly from the observed luminosity function, and their measurement uncertainties would need to be marginalised over.

For the relativistic part of the bispectrum, we introduce a parameter A_D , with fiducial value 1:

$$B_g = B_{gN} + A_D B_{gD}. \quad (3.12)$$

Then the Fisher matrix for the parameters $\vartheta_\alpha = (A_D, \gamma, \sigma_8)$ is

$$F_{\alpha\beta} = \sum_{z, k_a, \mu_1, \varphi} \frac{1}{\text{Var}[B_g]} \frac{\partial B_g}{\partial \vartheta_\alpha} \frac{\partial B_g^*}{\partial \vartheta_\beta}, \quad (3.13)$$

where the round brackets denote symmetrisation. The marginal errors $\sigma_\alpha = [(F^{-1})_{\alpha\alpha}]^{1/2}$ are shown in Fig. 8. The fact that $\sigma_{A_D} \sim 0.1$ means that the relativistic effects remain detectable when the two additional cosmological parameters are marginalised over.

4 CONCLUSIONS

As shown by [9], the tree-level galaxy bispectrum in Fourier space has an imaginary part which is a unique signal of the leading-order relativistic corrections in redshift space. These corrections arise from Doppler and other line-of-sight effects on the past lightcone [see (1.7)]. In the galaxy bispectrum, the corrections scale as $i(\mathcal{H}/k)P^2$, where P is the linear matter power spectrum [see (1.8)–(1.10)]. By contrast, at leading order in the galaxy power spectrum, the relativistic correction is real and scales as $(\mathcal{H}/k)^2P$ – i.e., it is suppressed by a further factor of \mathcal{H}/k . Only the cross-power spectrum of two different tracers produces an imaginary contribution that scales as $(\mathcal{H}/k)P$ [6].¹

For a single tracer, the $(\mathcal{H}/k)^2$ relativistic signal in the galaxy *power* spectrum is not detectable, even for a cosmic-variance limited survey [15]. The galaxy bispectrum of a single tracer, with its $i(\mathcal{H}/k)$ relativistic signal, improves the chances of detectability. In addition, the relativistic signal in the bispectrum couples to short-scale Newtonian terms – which means that the signal is not confined to very large scales, unlike the case of the power spectrum. We confirmed the expectations of detectability by showing that the signal to noise on the imaginary relativistic signal is $\mathcal{O}(10)$ for a Stage IV $H\alpha$ spectroscopic survey similar to Euclid [see Fig. 4]. We checked that detectability is not compromised by including the uncertainties on two cosmological growth parameters, σ_8 and γ [Fig. 8], assuming that other cosmological and nuisance parameters are determined by the Newtonian power spectrum and bispectrum.

The relativistic SNR depends on the $k_{\text{max}}(z)$ assumed, because of the coupling of relativistic effects to short-scale Newtonian terms [Fig. 5], and we made a conservative choice (2.11), which includes a redshift dependence to reflect the weakening of nonlinearity at higher z . Accurate modelling of nonlinear effects would allow us to increase the SNR – this is not at all specific to the relativistic signal, but is required for the standard analysis of RSD.

The relativistic SNR also relies on the largest available scales, but very little signal is lost if k_{min}/k_f is increased by a factor up to 5 [Fig. 6].

By contrast, the SNR depends strongly on accurate modelling of the second-order part of the relativistic correction [Fig. 7]. This includes both the theoretical form (1.7), and the

¹See also [26–33] for the corresponding effect in the two-point correlation function, and see [34] for an imaginary short-scale contribution to the auto-power spectrum from neutrino drag on haloes.

two astrophysical parameters that do not appear in the Newtonian approximation of the galaxy bispectrum: the evolution bias b_e (measuring the deviation from comoving number conservation) and the magnification bias \mathcal{Q} (which is brought into play by a Doppler correction to standard lensing magnification). A key feature of our analysis is a physically self-consistent derivation of these quantities from the luminosity function [Fig. 3 and (3.7), (3.8)]. We showed that the SNR is very sensitive to these parameters [Fig. 10], which underlines the need for accurate physical modelling.

We assumed a Gaussian covariance in our computations, but we used the approximation of [19] to include non-Gaussian corrections.

Further work should include the window function which we have neglected. The imaginary part of the galaxy bispectrum generates a dipole, as shown in [9]. This suggests a multipole analysis that uses the relativistic dipole in addition to the monopole and quadrupole, which are unaffected by relativistic effects at leading order. The window function can also have an imaginary part [35], which will need to be corrected for. The dipole from the imaginary part of bispectrum vanishes in equilateral configurations [9], which may help to disentangle the relativistic dipole from that of the window function.

Finally, further work also needs to include wide-angle effects and the effects of lensing magnification, which are excluded in the standard Fourier analysis, but have been included in a spherical Bessel analysis [36] and in the galaxy angular bispectrum [37–40].

Acknowledgements

We thank Dionysis Karagiannis and Shun Saito for helpful comments. RM and SJ are supported by the South African Radio Astronomy Observatory (SARAO) and the National Research Foundation (Grant No. 75415). RM and OU are supported by the UK Science & Technology Facilities Council (STFC) Consolidated Grants ST/N000668/1 and ST/K0090X/1. CC is supported by STFC Consolidated Grant ST/P000592/1. SC acknowledges support from the ‘Departments of Excellence 2018-2022’ Grant (L. 232/2016) awarded by the Italian Ministry of Education, University and Research (MIUR). SC is funded by MIUR through the Rita Levi Montalcini project ‘PROMETHEUS – Probing and Relating Observables with Multi-wavelength Experiments To Help Enlightening the Universe’s Structure’.

A APPENDIX

Newtonian kernels in (1.5)

$$F_2(\mathbf{k}_1, \mathbf{k}_2) = \frac{10}{7} + \hat{\mathbf{k}}_1 \cdot \hat{\mathbf{k}}_2 \left(\frac{k_1}{k_2} + \frac{k_2}{k_1} \right) + \frac{4}{7} (\hat{\mathbf{k}}_1 \cdot \hat{\mathbf{k}}_2)^2, \quad (\text{A.1})$$

$$G_2(\mathbf{k}_1, \mathbf{k}_2) = \frac{6}{7} + \hat{\mathbf{k}}_1 \cdot \hat{\mathbf{k}}_2 \left(\frac{k_1}{k_2} + \frac{k_2}{k_1} \right) + \frac{8}{7} (\hat{\mathbf{k}}_1 \cdot \hat{\mathbf{k}}_2)^2, \quad (\text{A.2})$$

$$Z_2(\mathbf{k}_1, \mathbf{k}_2) = f \frac{\mu_1 \mu_2}{k_1 k_2} (\mu_1 k_1 + \mu_2 k_2)^2 + \frac{b_1}{k_1 k_2} \left[(\mu_1^2 + \mu_2^2) k_1 k_2 + \mu_1 \mu_2 (k_1^2 + k_2^2) \right], \quad (\text{A.3})$$

$$S_2(\mathbf{k}_1, \mathbf{k}_2) = (\hat{\mathbf{k}}_1 \cdot \hat{\mathbf{k}}_2)^2 - \frac{1}{3}. \quad (\text{A.4})$$

Fitting formulas for Fig. 2 curves

$$b_1(z) = 0.9 + 0.4z, \quad b_2(z) = -0.741 - 0.125z + 0.123z^2 + 0.00637z^3, \quad (\text{A.5})$$

$$b_{s2}(z) = 0.0409 - 0.199z - 0.0166z^2 + 0.00268z^3, \quad (\text{A.6})$$

$$V(z) = 8.85 z^{1.65} \exp(-0.777z) h^{-3} \text{Gpc}^3, \quad (\text{A.7})$$

$$n_g(z) = 0.0193 z^{-0.0282} \exp(-2.81z) h^3 \text{Mpc}^{-3}, \quad (\text{A.8})$$

$$\sigma(z) = (5.29 - 0.249z - 0.720z^2 + 0.187z^3) h^{-1} \text{Mpc}. \quad (\text{A.9})$$

Number of orientation bins

Figure 9 shows the effect on the relativistic total SNR of changing the number of orientation bins, $n_{\mu_1} = N_{\mu_1}/\Delta\mu_1 = 2/\Delta\mu_1$ and $n_\varphi = N_\varphi/\Delta\varphi = 2\pi/\Delta\varphi$. It is apparent that reducing the number of bins increases the cumulative SNR. The cumulative SNR converges towards a minimum for $n_{\mu_1}, n_\varphi > 40$. We choose $n_{\mu_1} = n_\varphi = 50$, which is equivalent to (2.18).

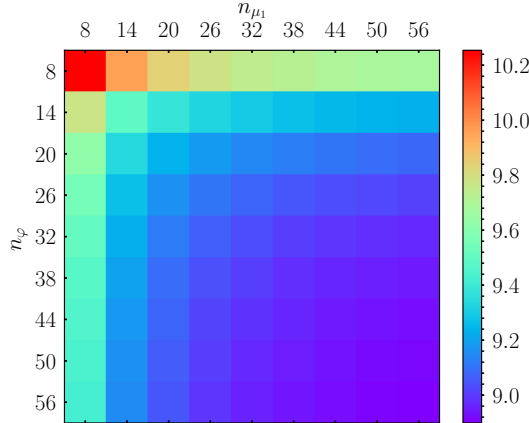


Figure 9. Effect on total relativistic SNR of changing number of φ and μ_1 bins.

Effect of changing magnification and evolution biases

The effect on the relativistic SNR of changes in magnification bias and in evolution bias is illustrated in Fig. 10.

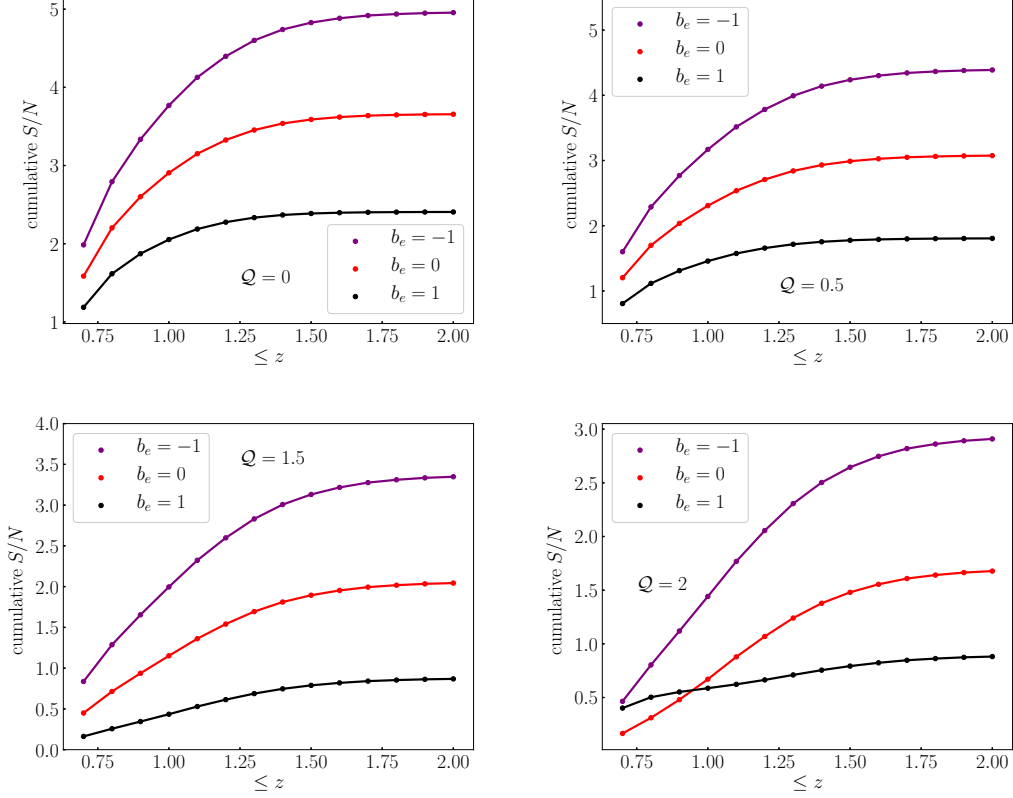


Figure 10. Effect of changing Q and b_e on relativistic cumulative SNR.

Comparison with [25]

In [25], a significant number of terms is neglected in the relativistic second-order galaxy number count contrast, $\delta_{gD}^{(2)}$, given by our (1.7). (Note that our (1.7), derived in [9], was independently confirmed by [12]). They have the first term, $A \mathbf{v}^{(2)} \cdot \mathbf{n}$, on the right of (1.7). In the second term, $2C(\mathbf{v} \cdot \mathbf{n}) \delta$, they do not have the correct form of the coefficient C – they include only the first part, $b_1 A$, of C [see the right-hand side of (1.13)]. All terms after the second term in (1.7) are omitted by [25]. Note that none of the omitted terms is suppressed by a higher power of k^{-1} ; they all have the same scaling, i.e., $\propto (\mathcal{H}/k) (\delta)^2$. In detail, they omit the following terms:

$$\begin{aligned}
 \delta_{gD}^{(2)}(\text{us}) - \delta_{gD}^{(2)}([25]) = & 2 \left[b_1 f + \frac{b'_1}{\mathcal{H}} + 2 \left(1 - \frac{1}{r\mathcal{H}} \right) \frac{\partial b_1}{\partial \ln L} \Big|_c \right] (\mathbf{v} \cdot \mathbf{n}) \delta \\
 & + \frac{2}{\mathcal{H}} \left(4 - 2A - \frac{3}{2} \Omega_m \right) (\mathbf{v} \cdot \mathbf{n}) \partial_r (\mathbf{v} \cdot \mathbf{n}) \\
 & + \frac{2}{\mathcal{H}^2} [(\mathbf{v} \cdot \mathbf{n}) \partial_r^2 \Phi - \Phi \partial_r^2 (\mathbf{v} \cdot \mathbf{n})] - \frac{2}{\mathcal{H}} \partial_r (\mathbf{v} \cdot \mathbf{v}) + 2 \frac{b_1}{\mathcal{H}} \Phi \partial_r \delta.
 \end{aligned} \tag{A.10}$$

References

- [1] H. Gil-Marín, W. J. Percival, L. Verde, J. R. Brownstein, C.-H. Chuang, F.-S. Kitaura, S. A. Rodríguez-Torres, and M. D. Olmstead, *The clustering of galaxies in the SDSS-III Baryon Oscillation Spectroscopic Survey: RSD measurement from the power spectrum and bispectrum of the DR12 BOSS galaxies*, *Mon. Not. Roy. Astron. Soc.* **465** (2017), no. 2 1757–1788, [[arXiv:1606.00439](#)].
- [2] N. S. Sugiyama, S. Saito, F. Beutler, and H.-J. Seo, *A complete FFT-based decomposition formalism for the redshift-space bispectrum*, *Mon. Not. Roy. Astron. Soc.* **484** (2019), no. 1 364–384, [[arXiv:1803.02132](#)].
- [3] D. Karagiannis, A. Lazanu, M. Liguori, A. Raccanelli, N. Bartolo, and L. Verde, *Constraining primordial non-Gaussianity with bispectrum and power spectrum from upcoming optical and radio surveys*, *Mon. Not. Roy. Astron. Soc.* **478** (2018), no. 1 1341–1376, [[arXiv:1801.09280](#)].
- [4] V. Yankelevich and C. Porciani, *Cosmological information in the redshift-space bispectrum*, *Mon. Not. Roy. Astron. Soc.* **483** (2019), no. 2 2078–2099, [[arXiv:1807.07076](#)].
- [5] N. S. Sugiyama, S. Saito, F. Beutler, and H.-J. Seo, *Perturbation theory approach to predict the covariance matrices of the galaxy power spectrum and bispectrum in redshift space*, [[arXiv:1908.06234](#)].
- [6] P. McDonald, *Gravitational redshift and other redshift-space distortions of the imaginary part of the power spectrum*, *JCAP* **0911** (2009) 026, [[arXiv:0907.5220](#)].
- [7] D. Jeong, F. Schmidt, and C. M. Hirata, *Large-scale clustering of galaxies in general relativity*, *Phys. Rev.* **D85** (2012) 023504, [[arXiv:1107.5427](#)].
- [8] L. R. Abramo and D. Bertacca, *Disentangling the effects of Doppler velocity and primordial non-Gaussianity in galaxy power spectra*, *Phys. Rev.* **D96** (2017), no. 12 123535, [[arXiv:1706.01834](#)].
- [9] C. Clarkson, E. M. De Weerd, S. Jolicoeur, R. Maartens, and O. Umeh, *The dipole of the galaxy bispectrum*, *Mon. Not. Roy. Astron. Soc.* **486** (2019), no. 1 L101–L104, [[arXiv:1812.09512](#)].
- [10] F. Bernardeau, S. Colombi, E. Gaztanaga, and R. Scoccimarro, *Large scale structure of the universe and cosmological perturbation theory*, *Phys. Rept.* **367** (2002) 1–248, [[astro-ph/0112551](#)].
- [11] C. Bonvin and R. Durrer, *What galaxy surveys really measure*, *Phys. Rev.* **D84** (2011) 063505, [[arXiv:1105.5280](#)].
- [12] E. Di Dio and U. Seljak, *The relativistic dipole and gravitational redshift on LSS*, *JCAP* **1904** (2019), no. 04 050, [[arXiv:1811.03054](#)].
- [13] O. Umeh, S. Jolicoeur, R. Maartens, and C. Clarkson, *A general relativistic signature in the galaxy bispectrum: the local effects of observing on the lightcone*, *JCAP* **1703** (2017) 003, [[arXiv:1610.03351](#)].
- [14] S. Jolicoeur, O. Umeh, R. Maartens, and C. Clarkson, *Imprints of local lightcone projection effects on the galaxy bispectrum. II*, *JCAP* **1709** (2017) 040, [[arXiv:1703.09630](#)].
- [15] D. Alonso, P. Bull, P. G. Ferreira, R. Maartens, and M. Santos, *Ultra large-scale cosmology in next-generation experiments with single tracers*, *Astrophys. J.* **814** (2015), no. 2 145, [[arXiv:1505.07596](#)].
- [16] C. Bonvin, *Effect of Peculiar Motion in Weak Lensing*, *Phys. Rev.* **D78** (2008) 123530, [[arXiv:0810.0180](#)].
- [17] K. Bolejko, C. Clarkson, R. Maartens, D. Bacon, N. Meures, and E. Beynon, *Antilensing: The Bright Side of Voids*, *Phys. Rev. Lett.* **110** (2013), no. 2 021302, [[arXiv:1209.3142](#)].

- [18] R. Scoccimarro, E. Sefusatti, and M. Zaldarriaga, *Probing primordial non-Gaussianity with large - scale structure*, *Phys. Rev.* **D69** (2004) 103513, [[astro-ph/0312286](#)].
- [19] K. C. Chan and L. Blot, *Assessment of the Information Content of the Power Spectrum and Bispectrum*, *Phys. Rev.* **D96** (2017), no. 2 023528, [[arXiv:1610.06585](#)].
- [20] **VIRGO Consortium** Collaboration, R. E. Smith, J. A. Peacock, A. Jenkins, S. D. M. White, C. S. Frenk, F. R. Pearce, P. A. Thomas, G. Efstathiou, and H. M. P. Couchmann, *Stable clustering, the halo model and nonlinear cosmological power spectra*, *Mon. Not. Roy. Astron. Soc.* **341** (2003) 1311, [[astro-ph/0207664](#)].
- [21] M. Liguori, E. Sefusatti, J. R. Fergusson, and E. P. S. Shellard, *Primordial non-Gaussianity and Bispectrum Measurements in the Cosmic Microwave Background and Large-Scale Structure*, *Adv. Astron.* **2010** (2010) 980523, [[arXiv:1001.4707](#)].
- [22] **Planck** Collaboration, N. Aghanim et al., *Planck 2018 results. VI. Cosmological parameters*, [arXiv:1807.06209](#).
- [23] L. Pozzetti, C. M. Hirata, J. E. Geach, A. Cimatti, C. Baugh, O. Cucciati, A. Merson, P. Norberg, and D. Shi, *Modelling the number density of H α emitters for future spectroscopic near-IR space missions*, *Astron. Astrophys.* **590** (2016) A3, [[arXiv:1603.01453](#)].
- [24] H. Pan, D. Obreschkow, C. Howlett, C. d. P. Lagos, P. J. Elahi, C. Baugh, and V. Gonzalez-Perez, *Multi-wavelength consensus of large-scale linear bias*, [arXiv:1909.12069](#).
- [25] D. Jeong and F. Schmidt, *The Odd-Parity Galaxy Bispectrum*, [arXiv:1906.05198](#).
- [26] C. Bonvin, L. Hui, and E. Gaztanaga, *Asymmetric galaxy correlation functions*, *Phys. Rev.* **D89** (2014), no. 8 083535, [[arXiv:1309.1321](#)].
- [27] C. Bonvin, L. Hui, and E. Gaztanaga, *Optimising the measurement of relativistic distortions in large-scale structure*, *JCAP* **1608** (2016), no. 08 021, [[arXiv:1512.03566](#)].
- [28] E. Gaztanaga, C. Bonvin, and L. Hui, *Measurement of the dipole in the cross-correlation function of galaxies*, *JCAP* **1701** (2017), no. 01 032, [[arXiv:1512.03918](#)].
- [29] V. Irsic, E. Di Dio, and M. Viel, *Relativistic effects in Lyman- α forest*, *JCAP* **1602** (2016), no. 02 051, [[arXiv:1510.03436](#)].
- [30] A. Hall and C. Bonvin, *Measuring cosmic velocities with 21 cm intensity mapping and galaxy redshift survey cross-correlation dipoles*, *Phys. Rev.* **D95** (2017), no. 4 043530, [[arXiv:1609.09252](#)].
- [31] F. Lepori, E. Di Dio, E. Villa, and M. Viel, *Optimal galaxy survey for detecting the dipole in the cross-correlation with 21 cm Intensity Mapping*, *JCAP* **1805** (2018), no. 05 043, [[arXiv:1709.03523](#)].
- [32] C. Bonvin and P. Fleury, *Testing the equivalence principle on cosmological scales*, *JCAP* **1805** (2018), no. 05 061, [[arXiv:1803.02771](#)].
- [33] F. Lepori, V. Irsic, E. Di Dio, and M. Viel, *The impact of relativistic effects on the 3D Quasar-Lyman- α cross-correlation*, [arXiv:1910.06305](#).
- [34] C. Okoli, M. I. Scrimgeour, N. Afshordi, and M. J. Hudson, *Dynamical friction in the primordial neutrino sea*, *Mon. Not. Roy. Astron. Soc.* **468** (2017), no. 2 2164–2175, [[arXiv:1611.04589](#)].
- [35] F. Beutler, E. Castorina, and P. Zhang, *Interpreting measurements of the anisotropic galaxy power spectrum*, *JCAP* **1903** (2019), no. 03 040, [[arXiv:1810.05051](#)].
- [36] D. Bertacca, A. Raccañelli, N. Bartolo, M. Liguori, S. Matarrese, and L. Verde, *Relativistic wide-angle galaxy bispectrum on the light-cone*, *Phys. Rev.* **D97** (2018), no. 2 023531, [[arXiv:1705.09306](#)].

- [37] A. Kehagias, A. M. Dizgah, J. Noreña, H. Perrier, and A. Riotto, *A Consistency Relation for the Observed Galaxy Bispectrum and the Local non-Gaussianity from Relativistic Corrections*, *JCAP* **1508** (2015), no. 08 018, [[arXiv:1503.04467](#)].
- [38] E. Di Dio, R. Durrer, G. Marozzi, and F. Montanari, *The bispectrum of relativistic galaxy number counts*, *JCAP* **1601** (2016) 016, [[arXiv:1510.04202](#)].
- [39] E. Di Dio, H. Perrier, R. Durrer, G. Marozzi, A. Moradinezhad Dizgah, J. Noreña, and A. Riotto, *Non-Gaussianities due to Relativistic Corrections to the Observed Galaxy Bispectrum*, *JCAP* **1703** (2017), no. 03 006, [[arXiv:1611.03720](#)].
- [40] E. Di Dio, R. Durrer, R. Maartens, F. Montanari, and O. Umeh, *The Full-Sky Angular Bispectrum in Redshift Space*, *JCAP* **1904** (2019) 053, [[arXiv:1812.09297](#)].