

Reversible Adversarial Example based on Reversible Image Transformation

Zhaoxia Yin^{a,*}, Hua Wang^a, Jie Wang^a and Weiming Zhang^b

^aKey Lab of Intelligent Computing and Signal Processing of Ministry of Education, School of Computer Science and Technology, Anhui University, Hefei 230601, China

^bCAS Key Laboratory of Electro-magnetic Space Information, University of Science and Technology of China, Hefei 230026, China

ARTICLE INFO

Keywords:

deep neural networks
image privacy
reversible image transformation
adversarial example

ABSTRACT

Currently, there emerge many companies taking Deep Neural Networks (DNNs) to classify and analyze user-uploaded photos on social platforms. Hence for users to protect image privacy without affecting human eyes to correctly extract the semantic information, it is possible to rely upon the attack capability of adversarial examples to fool these DNNs. In this paper, we take advantage of Reversible Image Transformation (RIT) to disguise original image as its adversarial example to get a controllable adversarial example, namely reversible adversarial example, which is still an adversarial example to DNNs. However, it not only deceives DNNs to extract the wrong information, but also can be recovered to original image without distortion. Experimental results on ImageNet demonstrate that our proposed scheme is superior to Liu et al. Since RIT can reversibly transform an image into an arbitrarily-chosen image with the same size, there is no need to worry, as Liu et al., about adversarial perturbations that are too large to be fully embedded. More importantly, our reversible adversarial examples achieve higher attack success rate to reach desired privacy protection goals, while ensuring the image quality is still good.

1. Introduction

With the rapid development of Internet and the popularity of smart devices, there emerge a large amount of multimedia data, which is presented in the form of images, videos and others in everyday life. More and more people like to share these multimedia data, especially images, to social platforms. However, many companies will take state-of-the-art algorithms to classify and analyze user-uploaded images, the current most advanced algorithms are based on deep neural networks [9] [1] [4]. To avoid undesired privacy disclosure, users may want to make it difficult or impossible for DNNs to automatically recognize these photos while minimizing image distortion. But classic obfuscation techniques, such as blurring, mosaicing, partial occlusion [13] [12] [18] [15] are usually very violent and destructive, make users unrecognizable. Since DNNs are extremely vulnerable to adversarial example, which is a special input with the carefully selected small perturbation. One can perturb an image and mislead it to produce a completely different output, while keeping the adversarial perturbations to be imperceptible for human eyes [17]. Thus some researchers take advantage of adversarial examples to protect image privacy [14] [16] [10]. Users can share well-designed adversarial examples instead of original images to social medias to fool those DNNs, while not affecting users to extract semantic information of images correctly.

However, when there are only the uploaded adversarial examples, users will be unable to get their original images. People hope to develop a kind of controllable sample, which can fool DNNs like adversarial example, while ensure that the sample is able to reversible restored and cannot let it to fool their networks [7]. To this end, Liu et al. develop a

kind of controllable adversarial examples, called reversible adversarial examples [11], which can not only fool DNNs, but also can be restored to the original image with no distortion. To get a reversible adversarial example, Reversible Data Hiding (RDH) [19] is taken to hide the adversarial perturbation image as secret information into its adversarial example. However, due to the limited embedding amount of RDH, it is difficult to fully embed perturbation information into its adversarial example or the embedded image has poor visual quality when adversarial perturbation is slightly enhanced, which will seriously weaken the attack ability of ultimate reversible adversarial example.

Based on this, in this paper, we propose an efficient scheme without worrying about whether the perturbations can be fully embedded or not. It will even appear that the stronger perturbations, the better attack effect. A visual camouflage algorithm used in this scheme is Reversible Image Transformation (RIT) [6], which is a special data hiding method with super large payload, can reversibly transform one image into any other image with the same size. Therefore, in order to protect image privacy while ensuring image controllability, we make use of RIT to construct reversible adversarial examples. Specifically, we first utilize RIT to disguise original image as its adversarial example to get the reversible adversarial example, then upload it to social medias. Finally, the original image can be reversibly recovered from the upload reversible adversarial example by RIT recovery algorithm. Experimental results show that the attack success rates of our reversible adversarial examples are higher that of Liu et al [11]. In the same case, our proposed scheme can not only get reversible adversarial examples with better image quality, but also is easier to apply in real life.

* Corresponding author: Zhaoxia Yin, Email: yinzhaoxia@ahu.edu.cn
ORCID(s): 0000-0003-0387-4806 (Z. Yin)

2. Related work

In this section, we first introduce several advanced attack algorithms, and then briefly describe the framework of Liu et al.'s reversible adversarial example.

2.1. Adversarial Example

- Fast Gradient Sign Method (FGSM) [3] Goodfellow believes that even a small perturbation in a linear high-dimensional space can cause a large impact on the output. The original image x , perturbation η , adversarial example: $x^{adv} = x + \eta$, when there is a small enough negligible ϵ that satisfies the condition: $\|\eta\|_\infty < \epsilon$, people expect the classifier to agree on the classification results of the two samples, but now consider adding the weight vector ω , then there is a formula:

$$\omega^T x^{adv} = \omega^T x + \omega^T \eta \quad (1)$$

When the dimension of ω is high, adversarial perturbation affects the activation function by $\omega^T \eta$ so that the classification result is wrong.

Based on the linearization of the classifier, Goodfellow proposed a very simple method to generate adversarial example called FGSM. For an input image, the model was misclassified by adding adversarial perturbation in the direction that the DNNs gradient changed the most. The calculation formula for the perturbation η in (1) as follows:

$$\eta = \epsilon \cdot \text{sign}(\nabla_x J(x, y)) \quad (2)$$

where y is the true label of the input image, $J(x, y)$ denotes the cross entropy cost function.

- IFGSM [8] IFGSM was proposed as an iterative version of FGSM. It applies FGSM multiple times with small perturbation instead of adding a large perturbation. The pixels are appropriately clipped after each iteration to ensure that the results remain in the neighborhood of the input image x .

$$x^{(i)} = \text{clip}_{x,\epsilon}(x^{(i-1)} + \epsilon \cdot \text{sign}(\nabla_{x^{(i-1)}} J(x^{(i-1)}, y))) \quad (3)$$

- Carlini and Wagner (C&W) [2] Carlini and Wagner developed a stronger iterative attack method called C&W. It is an optimization-based attack that makes perturbation undetectable by limiting the L_0 , L_2 , L_∞ norms. The advantage of this attack is that it produces smaller perturbation, and the disadvantage is that it needs to take a long time to generate an adversarial example. C&W_L2 algorithm generates adversarial examples by solving the following optimization problems:

$$\min \|x - x'\|^2 + \lambda \max(-\kappa, Z(x')_{\kappa} - \max\{Z(x')_{\kappa'} : \kappa' \neq \kappa\}) \quad (4)$$




Figure 1: The overall framework of reversible adversarial samples in Liu et al.

Where κ controls the confidence that the sample is misunderstood by the neural network, i.e., the confidence gap between the sample category and the real category. $Z(x')_{\kappa'}$ is the logical output of the category κ' .

2.2. Reversible Adversarial Example

Liu et al. firstly raised the concept of reversible adversarial example [11], whose framework is shown in Fig. 1. It mainly relies upon the theory: an adversarial example is created by adding a slight adversarial perturbation to the original image. The specific process of perturbation image embedding and original image restoration is as follow. In perturbation embedding stage, to get the perturbation image, it needs to subtract the corresponding pixel value of the original image and its adversarial example. Then, reversible data hiding (RDH) [19] embedding algorithm is utilized to hide the perturbation image as secret information into adversarial example to get a reversible adversarial example. In image restoration stage, in order to recover perturbation image and adversarial example from the reversible adversarial example, it is necessary to take RDH extraction algorithm to extract the embedded information, then restore it to the perturbation image. In the meantime, it demands to recover the adversarial example after extracting perturbation from reversible adversarial example. Finally, to get ultimate original image, it is also required to subtract the perturbation image from the recovered adversarial example. This scheme can achieve the purpose of protecting user images, and the samples are controllable. Although reversible adversarial examples with larger perturbations often have a stronger ability to deceive neural networks, slightly increased perturbations can make it difficult for RDH to fully embed adversarial perturbations into adversarial examples or the distortion of embedded images is severe. In addition, the operation process is too complicated and difficult to apply in practice.

3. Reversible Adversarial Examples based on Reversible Image Transformation

In order to overcome the shortcomings in [11]. In this paper, we take advantage of reversible image transformation to directly disguise original image as its adversarial example to get a reversible adversarial example.




Figure 2: The process of reversible image transformation. A is an original image. B is a target image. B' is the camouflage image. B_i is the transformed image recovered from B' .

3.1. Reversible Image Transformation

Reversible image transformation algorithm is a new type of data hiding method with a super large payload. It can reversibly transform an original image into an arbitrarily-chosen target image with the same size to get a camouflage image, which looks almost indistinguishable from the target image. As shown in Fig. 2, it includes two stages: in transformation phase, original image and target image are divided into small original blocks and target blocks firstly [20], and then original blocks are transformed into the corresponding target blocks to obtain a transformed image. Finally, image visual transformation information is embedded into the transformed image to get ultimate camouflage image by reversible data hiding. In recovery phase, the hidden transformation information is extracted from the camouflage image, then which can be taken to losslessly recover the original image by RIT recovery algorithm.

Hou et al. first achieve reversible image transformation [5]. It makes use of the non-uniform clustering algorithm to match the original blocks and the target blocks, which greatly reduces the amount of auxiliary information (AAI) for recording the indexes of original blocks. Not only does the visual quality of camouflage images can keep good, but also the original image can be recovered without distortion. In [6], Hou et al. raise an improved reversible image transformation technique for color images. By exploring and utilizing the correlation between the three channels of the color image to compress the transformation parameters, the AAI for restoring the original image is greatly reduced so that original images and target images can be divided into smaller blocks to further improve the visual quality of the camouflaged image.

3.2. Implementation of image-privacy protection

The framework of the proposed scheme is presented in Fig. 3. Only two steps can achieve image transformation and recovery. Fig. 4 illustrates the concrete process of applying the reversible adversarial example for privacy protection. To be specific, in order to get reversible adversarial examples,

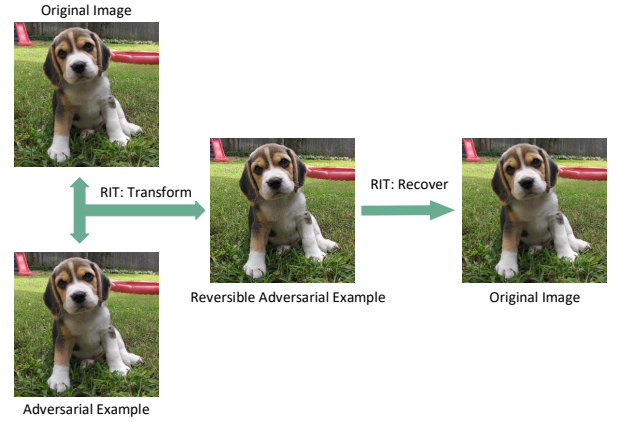


Figure 3: The overall framework of the proposed scheme. RIT: Reversible Image Transformation

we regard adversarial examples as the target images and disguise original images as the adversarial examples with reversible image transformation algorithm. Then, we can upload the reversible adversarial examples instead of original images to social media to fool deep neural networks while ensuring that human eyes can correctly extract the semantic information. Since our reversible adversarial examples are embedded with image transformation information, which is the auxiliary information used to recover original image. Finally, to obtain the original image without distortion, we first download reversible adversarial examples directly from multimedia platform, and then extract auxiliary information to recover original images by RIT recovery algorithm.

4. Evaluation and Analysis

4.1. Experimental Setup

4.1.1. Dataset

Since it is meaningless to attack images that have been misclassified by the model, we choose 5000 images from ImageNet(ILSVRC 2012 verification set) that can be correctly classified by the model for experiments.

4.1.2. Network

We test with the pretrained Inception_v3 in torchvision.models, which is evaluated by Top-1 classification accuracy.

4.1.3. Attack Methods

In this work, we focus on the white-box setting to generate adversarial examples to verify the attack effect of reversible adversarial examples. Here we generate adversarial examples in two advanced attack methods: IFGSM, C&W. To ensure that the generated adversarial samples have high visual quality, we set the learning rate of C&W_L2 to 0.005, the perturbation amplitude ϵ of IFGSM no more than $8/225$.

4.1.4. Reversible Image Transformation

We take RIT algorithm in [6], the block size is set to be $1*1$ in this work.

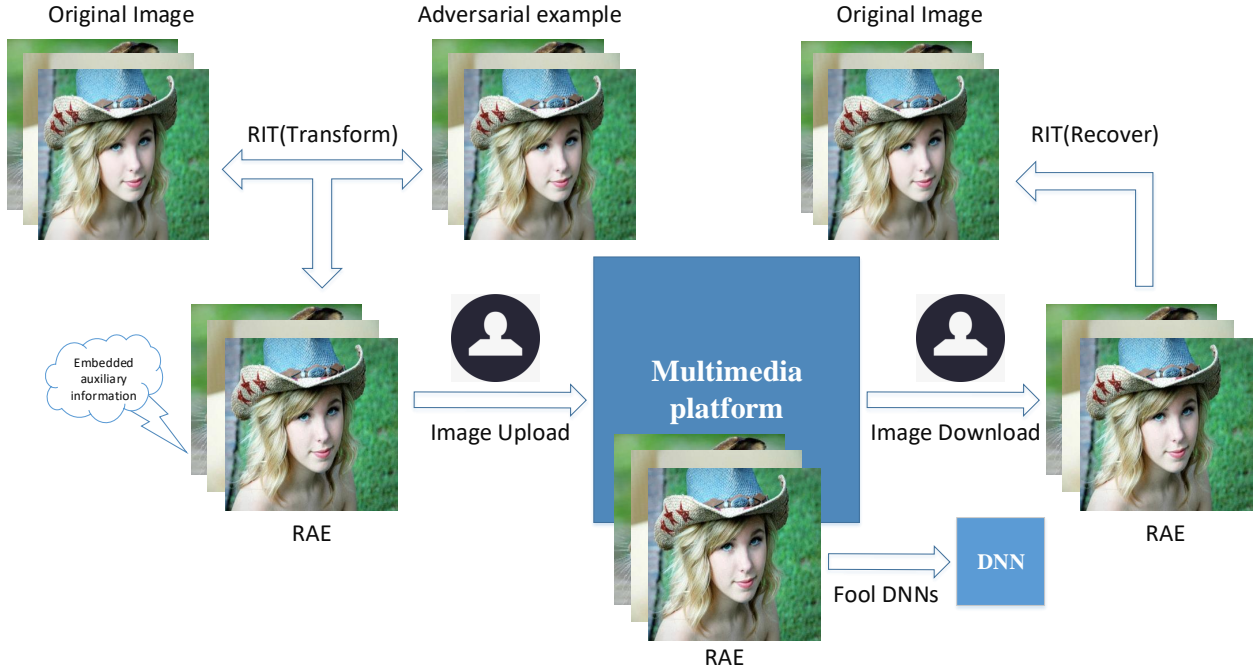


Figure 4: The whole architecture of online photos protection. RAE: Reversible Adversarial Example, RIT: Reversible Image Transformation

Table 1

The attack success rates of original adversarial examples and the reversible adversarial examples generated by different schemes. AEs: Adversarial Examples

	IFGSM ($\epsilon=4/225$)	IFGSM ($\epsilon=8/225$)	C&W_L2 ($\kappa=50$)	C&W_L2 ($\kappa=100$)
Generated AEs	73.84%	95.34%	99.98%	100%
Liu et al.'s method [11]	35.22%	81.00%	52.73%	55.01%
Proposed method	70.80%	94.55%	81.02%	94.84%

4.2. Performance Evaluation

In this section, in order to evaluate the performance of the proposed scheme, we measure attack success rates and image quality of our reversible adversarial examples (RAEs), and compare our scheme with the method of Liu et al [11].

In order to detect the attack ability of the generated reversible adversarial examples, firstly, two white-box attack algorithms are taken to attack the selected original images to get adversarial examples. Then, we take reversible image transformation to transform original images into target adversarial images to generate reversible adversarial examples. Finally, we utilize the generated reversible adversarial images to attack the model to get attack success rates. As shown in Table 1, the second line shows attack success rates of the generated adversarial examples. The third and fourth lines are the attack success rates of Liu et al.'s and our reversible adversarial examples under different settings, respectively. On IFGSM, when ϵ is 4/225, 8/225, the attack success rates of our reversible adversarial examples are: 70.80%, 94.55% respectively. In the same case, the attack

success rates of Liu et al.'s reversible adversarial examples are only 35.22%, 81.00%, respectively. On C&W_L2, when κ is 50, 100, the attack success rates of our reversible adversarial examples are: 81.02% and 94.84%, while that Liu et al.'s method are just 52.73%, 55.01%, respectively. From the results presented in Table 1, we observe that the attack effect of the reversible adversarial examples obtained by our method is superior to that Liu et al. At the same time, we can find that our reversible adversarial examples have stronger perturbation tend to have better ability to fool deep neural networks.

Then, to quantitatively evaluate the image quality of RAEs, we measure three sets of PSNR: reversible adversarial examples and original images, reversible adversarial examples and adversarial examples as well as original images and adversarial examples. For fair comparison with [11], we keep original images and adversarial examples consistent to generate reversible adversarial examples, Table 2 summarizes the results. From Table 2 and Fig. 5, we can find the visual quality of the reversible adversarial examples obtained by

Table 2

Comparison results of image quality with PSNR(dB). RAEs: Reversible Adversarial Examples, AEs: Adversarial Examples, Ols: Original Images.

Attacks	Methods	RAEs/Ols	RAEs/AEs	Ols/AEs
IFGSM($\epsilon=4/225$)	Liu et al.'s method [11]	22.64	23.26	37.69
	Proposed method	30.81	33.15	
IFGSM($\epsilon=8/225$)	Liu et al.'s method [11]	21.93	23.55	32.31
	Proposed method	27.59	32.13	
C&W_L2($\kappa=50$)	Liu et al.'s method [11]	26.15	26.40	44.66
	Proposed method	33.64	35.09	
C&W_L2($\kappa=100$)	Liu et al.'s method [11]	22.57	23.07	38.83
	Proposed method	32.13	34.87	




Figure 5: Experimental results of reversible adversarial examples generated by two methods. (a)Original Image (b)IFGSM($\epsilon=4/225$) (c)IFGSM($\epsilon=4/225$), Liu et al's RAE (d)IFGSM($\epsilon=4/225$), our RAE (e)IFGSM($\epsilon=8/225$) (f)IFGSM($\epsilon=8/225$), Liu et al's RAE (g)IFGSM($\epsilon=8/225$), our RAE (h)CW($\kappa=50$) (i)CW($\kappa=50$), Liu et al's RAE (j)CW($\kappa=50$), our RAE (k)CW($\kappa=100$) (l)CW($\kappa=100$), Liu et al's RAE (m)CW($\kappa=100$), our RAE

our method is better than that of Liu et al. From the third column of Table 2, we can know that the difference between our reversible adversarial examples and the original images is smaller than that Liu et al. The distortion of our reversible adversarial examples is either imperceptible to humans or, if perceptible, seem natural. The fourth column shows PSNR values of our method are all higher than 30 dB, indicating that the proposed scheme can better maintain the specific structure of adversarial perturbation, so that reversible ad-

versarial examples have the same attack characteristics as their adversarial examples.

4.3. Discussion and analysis

The attack effect of our reversible adversarial examples is affected to some extent by the amount of auxiliary information to recover the original images and the block size of reversible image transformation. In our experiment, we set the block size to be 1×1 , the visual difference between the reversible adversarial examples and its adversarial examples is minimal in this case, the specific structure of adversarial perturbation in reversible adversarial examples will have lowest distortion to achieve the best attack effect. In general, we can reduce the influence of auxiliary information embedding on the attack ability of reversible adversarial examples by increasing adversarial perturbation, i.e., it can be said that we can enhance the attack success rate of the generated reversible adversarial examples by increasing the perturbation amplitude when generating adversarial images. However, the larger perturbation, the lower the visual quality of image. Therefore, we need to take a balance between attack success rate and the image quality.

5. Conclusion

To find an efficient image protection scheme for social media users, we take advantage of reversible image transformation to construct reversible adversarial examples, which aims to fool deep neural networks that are taken to classify and analyze user-uploaded images. In this work, we regard adversarial example as the target image, original image will be disguised as its adversarial example to get reversible adversarial example. The original image can be recovered from the reversible adversarial example without distortion. Experimental results seem to surprise, our scheme overcomes the problem of perturbation information embedding. Moreover, it is that the greater the perturbation, the better the attack effect. Under the same circumstances, our reversible adversarial examples have higher attack success rates than that Liu et al. It achieves the possibility of effectively protecting image privacy while ensuring that human eyes can correctly extract the semantic information.

Our future work is to improve reversible image transformation algorithm based on the similarity between the original image and adversarial example, so that the attack success rate of reversible adversarial examples is further improved. In daily life, adversarial examples can not only be used to protect users' image privacy, it can also be applied to the field of smart home to prevent the interference of irrelevant instructions on smart devices.

Acknowledgments

This research work is partly supported by National Natural Science Foundation of China (61872003, U1636201).

References

- [1] Cong Bai, Ling Huang, Xiang Pan, Jianwei Zheng, and Shengyong Chen. Optimization of deep convolutional neural network for large scale image retrieval. *Neurocomputing*, 303(aug.16):60–67, 2018.
- [2] Nicholas Carlini and David Wagner. Towards evaluating the robustness of neural networks. In *2017 IEEE Symposium on Security and Privacy (SP)*, pages 39–57. IEEE, 2017.
- [3] Ian J. Goodfellow, Jonathon Shlens, and Christian Szegedy. Explaining and harnessing adversarial examples. *Computer Science*, 2014.
- [4] Kaiming He, Xiangyu Zhang, Shaoqing Ren, and Jian Sun. Deep residual learning for image recognition. In *Proceedings of the IEEE conference on computer vision and pattern recognition*, pages 770–778, 2016.
- [5] Dongdong Hou, Weiming Zhang, and Nenghai Yu. Image camouflage by reversible image transformation. *Journal of Visual Communication and Image Representation*, 40:225–236, 2016.
- [6] Dongdong Hou, Chuan Qin, Nenghai Yu, and Weiming Zhang. Reversible visual transformation via exploring the correlations within color images. *Journal of Visual Communication and Image Representation*, 53:134–145, 2018.
- [7] Dongdong Hou, Weiming Zhang, Jiayang Liu, Siyan Zhou, Dongdong Chen, and Nenghai Yu. Emerging applications of reversible data hiding. In *Proceedings of the 2nd International Conference on Image and Graphics Processing*, pages 105–109. ACM, 2019.
- [8] Alexey Kurakin, Ian Goodfellow, and Samy Bengio. Adversarial examples in the physical world. *arXiv preprint arXiv:1607.02533*, 2016.
- [9] Weibo Liu, Zidong Wang, Xiaohui Liu, Nianyin Zeng, Yurong Liu, and Fuad E. Alsaadi. A survey of deep neural network architectures and their applications. *Neurocomputing*, 234:11–26, 2017.
- [10] Yujia Liu, Weiming Zhang, and Nenghai Yu. Protecting privacy in shared photos via adversarial examples based stealth. *Security and Communication Networks*, 2017, 2017.
- [11] Jiayang Liu, Dongdong Hou, Weiming Zhang, and Nenghai Yu. Reversible adversarial examples. *arXiv preprint arXiv:1811.00189*, 2018.
- [12] Richard McPherson, Reza Shokri, and Vitaly Shmatikov. Defeating image obfuscation with deep learning. *arXiv preprint arXiv:1609.00408*, 2016.
- [13] Seong Joon Oh, Rodrigo Benenson, Mario Fritz, and Bernt Schiele. Faceless person recognition: Privacy implications in social media. In *European Conference on Computer Vision*, pages 19–35. Springer, 2016.
- [14] Seong Joon Oh, Mario Fritz, and Bernt Schiele. Adversarial image perturbation for privacy protection a game theory perspective. In *2017 IEEE International Conference on Computer Vision (ICCV)*, pages 1491–1500. IEEE, 2017.
- [15] Iasonas Polakis, Panagiotis Ilia, Federico Maggi, Marco Lancini, Georgios Kontaxis, Stefano Zanero, Sotiris Ioannidis, and Angelos D Keromytis. Faces in the distorting mirror: Revisiting photo-based social authentication. In *Proceedings of the 2014 ACM SIGSAC Conference on Computer and Communications Security*, pages 501–512. ACM, 2014.
- [16] Mahmood Sharif, Sruti Bhagavatula, Lujo Bauer, and Michael K Reiter. Accessorize to a crime: Real and stealthy attacks on state-of-the-art face recognition. In *Proceedings of the 2016 ACM SIGSAC Conference on Computer and Communications Security*, pages 1528–1540. ACM, 2016.
- [17] Christian Szegedy, Wojciech Zaremba, Ilya Sutskever, Joan Bruna, Dumitru Erhan, Ian Goodfellow, and Rob Fergus. Intriguing properties of neural networks. *Computer Science*, 2013.
- [18] Michael J Wilber, Vitaly Shmatikov, and Serge Belongie. Can we still avoid automatic face detection? In *2016 IEEE Winter Conference on Applications of Computer Vision (WACV)*, pages 1–9. IEEE, 2016.
- [19] Weiming Zhang, Xiaocheng Hu, Xiaolong Li, and Nenghai Yu. Recursive histogram modification: establishing equivalency between reversible data hiding and lossless data compression. *IEEE transactions on image processing*, 22(7):2775–2785, 2013.
- [20] Weiming Zhang, Hui Wang, Dongdong Hou, and Nenghai Yu. Reversible data hiding in encrypted images by reversible image transformation. *IEEE Transactions on multimedia*, 18(8):1469–1479, 2016.