

## Nucleon/Hyperon Physics at BES

Stephen Lars Olsen

*University of Chinese Academy of Science,  
Beijing 100039, CHINA*

*\*E-mail: salsensnu@gmail.com*

The year 2019 marks the 30<sup>th</sup> anniversary of BES and the 100<sup>th</sup> anniversary of Rutherford's discovery of the proton. In spite of the fact that when BES operations started the proton was already 70 years old and the strange hyperons were all over 25, BES continues to make important and unique measurements of nucleon and hyperon properties, including some interesting discoveries.

*Keywords:* Beijing Electron Spectrometer, proton, baryons, hyperons.

### 1. Introduction

In 1919, Ernest Rutherford reported the observation of “swift” charged particles produced by  $\alpha$ -particles impinging on  $^{14}\text{N}$  atoms (in modern parlance the  $^{14}\text{N}(\alpha, p)^{17}\text{O}$  reaction). The swift particles were positively charged and had a range in a zinc sulphide screen that was “far beyond the range of the  $\alpha$  particles.” He concluded that these were hydrogen ions that had been “constituent parts of the nitrogen nucleus,” confirming the hypothesis of the chemist Willian Prout that the nuclei of all elements contained hydrogen ions. The neutron, the isotopic spin partner of the proton, was discovered 13 years later by James Chadwick in  $\alpha$ -particle beryllium collisions. Since that time, the proton has been the prime subject of a huge amount of research, including its anomalously large (compared to expectations for a Dirac point-like particle) magnetic moment,  $\mu_p$ , first measured by Otto Stern in 1933, and its non-zero charge radius first measured by Robert Hofstadter in 1956. The Lambda hyperon ( $\Lambda$ ) was discovered via its production in high energy cosmic rays in 1947. The  $\Sigma^+$ ,  $\Sigma^0$ ,  $\Sigma^-$  and  $\Xi^0$ ,  $\Xi^-$  hyperons were discovered at Brookhaven and Berkely in the 1950s, and the  $\Omega^-$  at Brookhaven in 1964. These particles and their properties provided essential clues for Gell-Mann's discovery of flavor- $SU(3)$  and the Gell-Mann/Zweig quark model (see Fig. 1). Most of these particles decay via weak interactions, and measurements of their parity-violating weak decay parameters were major experimental activities in the 1960s. By 1989, when the BES experimental program started, this was already ancient history. Nevertheless BES, an experiment specialized for  $\tau$ -charm physics, has managed to contribute substantially to our understanding of the well established nucleons and strange hyperons.

### 2. Space-like baryon form-factors

Most of what we know about the internal structure of baryons comes from a huge number of experiments that measured the elastic scattering of high energy electrons

2

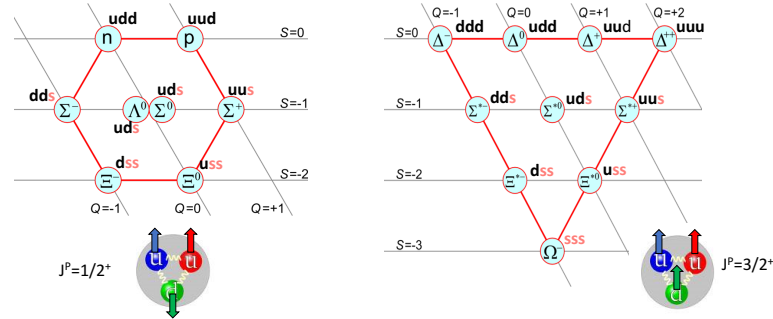


Fig. 1. The baryon octet (left) and decuplet (right). The horizontal axis is isospin, the vertical axis is strangeness, and the quark contents are indicated. All octet baryons have spin-parity  $J^P = 1/2^+$ , and the decuplet baryons have  $J^P = 3/2^+$ . Other than the stable proton and the  $\Sigma^0$ , which decays electromagnetically to  $\gamma\Lambda$ , the octet baryons decay via weak interactions. The  $\Omega^-$  is the only weakly decaying decuplet baryon.

from proton and, to a lesser extent, neutron targets. For single photon exchange, the laboratory differential cross section is given by

$$\frac{d\sigma}{d\Omega} = \frac{\alpha^2}{4E_e^2 \sin^4 \frac{\theta}{2}} \frac{E_e'}{E_e} \left( \frac{G_E^2(Q^2) + \tau G_M^2(Q^2)}{1 + \tau} \cos^2 \frac{\theta}{2} + 2\tau G_M^2(Q^2) \sin^2 \frac{\theta}{2} \right), \quad (1)$$

where  $E_e$  ( $E_e'$ ) is the incident (scattered) electron energy,  $\theta$  is the scattering angle,  $Q^2 = -q^2 = (p_e - p_e')^2$  and  $\tau = Q^2/4m_p^2$ ;  $q^2$  is the exchanged photon's squared invariant mass, which in scattering experiments is always *space-like* (i.e.,  $q^2 < 0$ ).

The functions  $G_E(Q^2)$  and  $G_M(Q^2)$  are the baryon's electric and magnetic form-factors that characterize the proton's charge and current densities. These are real, analytic functions: at  $Q^2 \rightarrow 0$ ,  $G_E \rightarrow 1$  and  $G_M \rightarrow \mu_p$ . The proton's electric and magnetic form-factors have been measured in hundreds of experiments; averaged  $G_E(Q^2)$  and  $|G_M(Q^2)|$  measurements from recent experiments are shown on the space-like side of Fig. 2a. These measurements were used to infer the proton's rms charge-radius with impressive precision:  $r_{ff}^{\text{rms}} = 0.8775 \pm 0.0005$  fm. However, this value disagrees rather violently with recent charge-radius determinations based on the Lamb shift of muonium (i.e.,  $\mu^-p$  atoms):  $r_{\mu^-p}^{\text{rms}} = 0.842 \pm 0.001$  fm (Fig. 2b). Thus, in spite of 60 years of measurements, we still do not understand the way charge and currents are configured in the proton.

In its most naïve form, the quark model has the proton comprised of three spin-1/2 quarks in  $S$ -waves, where two of them have  $S = 0$  with the third one providing the proton's  $J = \hbar/2$  net angular momentum (Fig. 2c). This can be tested with asymmetry measurements for polarized electron beams scattering from polarized proton targets. The green points on Fig. 2a's space-like side show the resulting polarization form-factor  $|G_{E(\text{pol})}|$  values determined from such measurements. In somewhat of a surprise, these polarization measurements show that the net quark-

spin contribution to the proton's total spin is about  $0.15\hbar$ , or only a third of the proton's total angular momentum; the rest must come from gluons and/or orbital angular momentum. This was totally unanticipated and is further evidence of the paucity of our understanding of the proton.

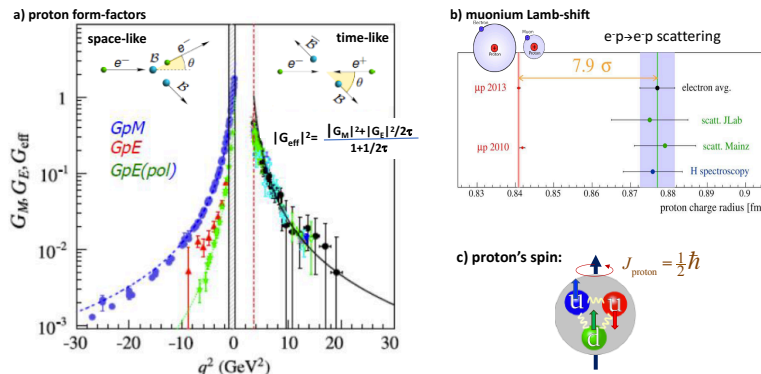


Fig. 2. **a)** Proton form-factor measurements (from ref. [1]). **b)** Comparison of  $r_{ff}^{\text{rms}}$  (blue band) and  $r_{\mu-p}^{\text{rms}}$  (red stripe) measurements. **c)** The proton's spin in the naive quark model.

### 3. Time-like baryon form-factors

When faced with a challenging puzzle, what can an experimenter do? ...the BE-SIII answer is do more experiments. While electron-positron colliders cannot access space-like baryon form-factors, they are extremely well suited to measure the analytic continuations of  $G_E$  and  $G_M$  into the time-like region ( $Q^2 = q^2 > 0$ ) via  $e^+e^- \rightarrow B\bar{B}$  interactions. This is especially true for BESIII, since the BEPCII CM energy range includes the thresholds for the pair production of all of the stable baryons. The time-like equivalent of eqn. 1 is

$$\frac{d\sigma}{d\Omega} = \frac{\alpha^2 \beta \mathcal{C}}{4E_{CM}^2} \left( (1 + \cos^2 \Theta) |G_M(Q^2)|^2 + \frac{\sin^2 \Theta}{\tau} |G_E^2(Q^2)|^2 \right), \quad \beta = \sqrt{1 - \frac{1}{\tau}}, \quad (2)$$

where  $\beta$  and  $\Theta$  are the baryon's CM velocity and production angle, and  $\mathcal{C}$  accounts for the effects of Coulomb interactions between the baryons: for point-like charged particles,  $\mathcal{C} = \pi\alpha/[\beta(1 - \exp(-\pi\alpha/\beta))]$ ; for point-like neutral particles  $\mathcal{C} = 1$ .

It is evident from eqn. 2 that separate measurements of  $|G_E|$  and  $|G_M|$  can be extracted from the  $\cos \Theta$  dependence of the differential cross section. However, in contrast to space-like form-factor measurements, existing data on time-like form-factors are very limited and, prior to recent BaBar and BESIII measurements, separate determinations of  $G_E$  and  $G_M$  of any significance had not been possible.

Instead measurements have focused on the magnitude of the “effective” form-factor  $|G_{\text{eff}}|^2 = (|G_E|^2 + 2\tau|G_M|^2)/(2\tau + 1)$ , and this is what is shown on the time-like side of Fig. 2a. Analyticity requires that at threshold  $R \equiv |G_E(4m_B^2)/G_M(4m_B^2)| = 1$ , and separate  $|G_E|$  and  $|G_M|$  measurements near threshold could be used to test this relation. Unlike space-like form-factors, which both have to be real, time-like form-factors can be complex. A non-zero relative complex phase between  $G_E$  and  $G_M$  ( $\Delta\Phi$ ) would result in polarization of the final-state baryons. Measurements of this polarization for  $e^+e^- \rightarrow p\bar{p}$  are impractical with BESIII. However, the large parity-violating weak decay asymmetry parameters for the  $\Lambda$ ,  $\Sigma^+$  and  $\Xi$  hyperons make BESIII uniquely well suited for  $\Delta\Phi$  measurements for these baryons.

### 3.1. Near-threshold $e^+e^- \rightarrow B\bar{B}$ cross section measurements

For point-like charged particles at and just above threshold ( $E_{CM} = 2m_B$ ),  $\mathcal{C} \approx \pi\alpha/\beta$ ; the  $\beta$  in the denominator of  $\mathcal{C}$  cancels the  $\beta$  in the numerator of eqn. 2 and the cross section is  $\pi^2\alpha^3/2m_B^2$ , and non-zero right at threshold. Thus, for example, the cross section for  $e^+e^- \rightarrow \tau^+\tau^-$  jumps from zero to  $\delta\sigma(m_\tau) = \pi^2\alpha^3/2m_\tau^2 = 237$  pb right at threshold. (This cross-section relation, with its 237 pb threshold jump, is used for all of the BES  $\tau$ -mass measurements.) This abrupt jump reflects the influence of the infinite number of Bohr-like Coulomb bound  $\tau^+\tau^-$  states that are just below the  $2m_\tau$  threshold. For neutral point-like particles,  $\mathcal{C} = 1$  and there is no cancelation, and the cross section starts at zero and increases as  $\sigma \propto \beta$ .

In the  $e^+e^- \rightarrow p\bar{p}$  reaction at threshold, the  $p\bar{p}$  pair is produced via a  $Q^2 \approx 3.5$  GeV<sup>2</sup> virtual photon, with a Compton wavelength that is  $\approx 0.1$  fm – one-tenth the proton’s rms size. On this distance scale, the proton is definitely not point-like and the expression in eqn. 2 should not apply. Thus it was a big surprize that near-threshold  $\sigma(e^+e^- \rightarrow p\bar{p})$  measurements from BaBar [2], subsequently confirmed by CMD3 [3] and BESIII [4, 5], show a dramatic jump at threshold that is consistent with the  $\delta\sigma(m_p) = \pi^2\alpha^3/2m_p^2 = 850$  pb value that would be expected for a point-like proton (see Fig. 3a). The CMD3 measurements are particularly notable in that they span the  $Q^2 = 4m_p^2$  threshold in small  $E_{CM}$  increments and find that the “jump” occurs across less than a 1 MeV change in CM energy. BESIII recently reported a similar behavior for  $\sigma(e^+e^- \rightarrow \Lambda_c^+\bar{\Lambda}_c^-)$  near the  $E_{CM} = 2m_{\Lambda_c}$  threshold [6], shown in Fig. 3b, where a measured  $230 \pm 50$  pb threshold cross section jump is even larger than expectations for a charged point-like particle, i.e.,  $\delta\sigma(m_{\Lambda_c}) = 140$  pb.

For neutral point-like particles, the threshold cross-section is expected to be zero and the increase as  $\sigma \propto \beta_\Lambda$ . However, while measured  $p\bar{p}$  and  $\Lambda_c^+\bar{\Lambda}_c^-$  cross-sections seem to reflect point-like charged-particle behavior, BESIII results on  $\sigma(e^+e^- \rightarrow \Lambda\bar{\Lambda})$ , see Fig. 4a, do not follow expectations for a neutral point-like particle. These measurements, which start at  $E_{CM} = 2m_\Lambda + 1.0$  MeV ( $\beta \approx 0.03$ ), find a non-zero threshold value of  $305 \pm 50$  pb that decreases with increasing CM energy [7]. This jump is about half of the  $\delta\sigma(m_\Lambda) = 600$  pb expectation for a point-like charged particle with the  $\Lambda$  mass.

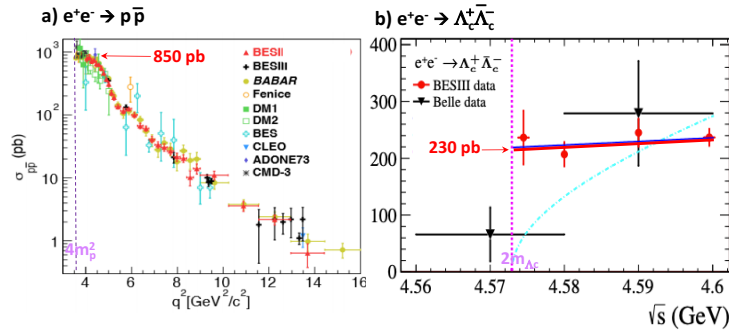


Fig. 3. Near-threshold behavior of a)  $\sigma(e^+e^- \rightarrow p\bar{p})$  and b)  $\sigma(e^+e^- \rightarrow \Lambda_c^+\bar{\Lambda}_c^-)$ .

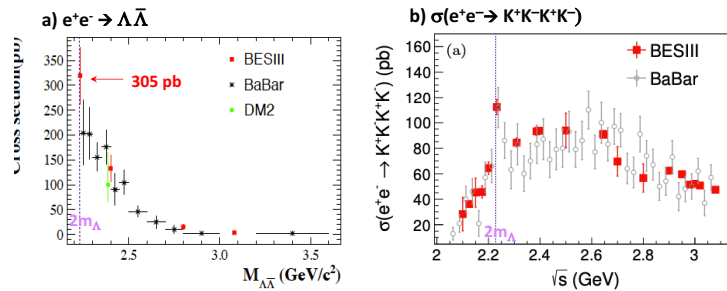


Fig. 4. Near-threshold behavior of a)  $\sigma(e^+e^- \rightarrow \Lambda\bar{\Lambda})$  and b) BESIII and BaBar measurements of  $\sigma(e^+e^- \rightarrow K^+K^-K^+K^-)$ .

### 3.1.1. Influence of sub-threshold baryonium states?

Theoretical predictions for  $\sigma(e^+e^- \rightarrow p\bar{p})$  [8] and  $\sigma(e^+e^- \rightarrow \Lambda\bar{\Lambda})$  [10] based on chiral effective theory fail to reproduce the very sharp threshold jumps, especially those with less than a 1 MeV turn-on as seen for  $p\bar{p}$  by CMD3 and  $\Lambda\bar{\Lambda}$  by BESIII. For the  $\Lambda\bar{\Lambda}$  case, the authors of ref. [10] suggested that this anomalous threshold behavior could be the influence of a narrow  ${}^3S_1$   $\Lambda\bar{\Lambda}$  bound state with mass very near the  $2m_\Lambda$  threshold. Intriguingly, measurements of  $\sigma(e^+e^- \rightarrow K^+K^-K^+K^-)$  by both BESIII and BaBar, shown in Fig. 4c, have, respectively,  $\sim 3\sigma$  and  $\sim 2\sigma$  enhancements in the CM energy bin that includes  $E_{\text{CM}} = 2m_\Lambda$ .

Perhaps the observed threshold behavior in other channels are also due to near-threshold  ${}^3S_1$   $B\bar{B}$  bound states. In 2003, BESIII reported the discovery of a strong candidate for a sub-threshold  ${}^1S_0$   $p\bar{p}$  bound state in  $J/\psi \rightarrow \gamma p\bar{p}$  decays [9], as discussed in detail at this symposium by Prof. Shan Jin. Thus, it does not seem unreasonable to think that a corresponding  ${}^3S_1$  state might exist. These results suggest that extended BESIII operations in the vicinities of all of the stable baryon-antibaryon thresholds might yield very interesting results.

### 3.2. Time-like form-factor measurements at higher $Q^2$ values

In addition to the near-threshold measurements described in the previous subsection, BESIII has performed above-threshold measurements of  $e^+e^- \rightarrow p\bar{p}$  and  $e^+e^- \rightarrow \Lambda\bar{\Lambda}$ . The former have yielded precise separate measurements of  $|G_E|$  and  $|G_M|$  for the proton; the latter have resulted in the first-ever measurement of a non-zero  $\Delta\Phi$  value for any baryon.

#### 3.2.1. $e^+e^- \rightarrow p\bar{p}$

BESIII measured the proton's time-like proton form-factor using  $e^+e^- \rightarrow p\bar{p}$  events collected at 12 CM energy points ranging from 2.232 GeV to 3.671 GeV [4] and  $e^+e^- \rightarrow \gamma p\bar{p}$  initial-state-radiation (ISR) events in large data sets with  $E_{CM}$  between 3.773 and 4.600 GeV [5]. In the ISR events, the  $\gamma$ -rays are preferentially emitted at small angles and do not register in the detector; their presence and four-momenta are inferred from energy-momentum conservation. Figure 5a (top) shows BESIII  $|G_{\text{eff}}|$  measurements along with those from previous experiments. The black curve shows the result of a fit to a dipole shape ( $|G_{\text{eff}}| \propto 1/[(1 + Q^2/m_a^2)(1 - Q^2/Q_0^2)]$ ) that is commonly used to characterize form-factors. Oscillatory deviations from the dipole shape, first noted by BaBar [2], are pronounced, as indicated by the fit residuals shown in the lower panel of Fig. 5a. These deviations may be the indication of broad  $J^{PC} = 1^{--}$  resonances in the  $p\bar{p}$  channel or some unanticipated dynamics in baryon-antibaryon systems [12]. In either case, they require further study both in the nucleon-antinucleon and hyperon-antihyperon channels.

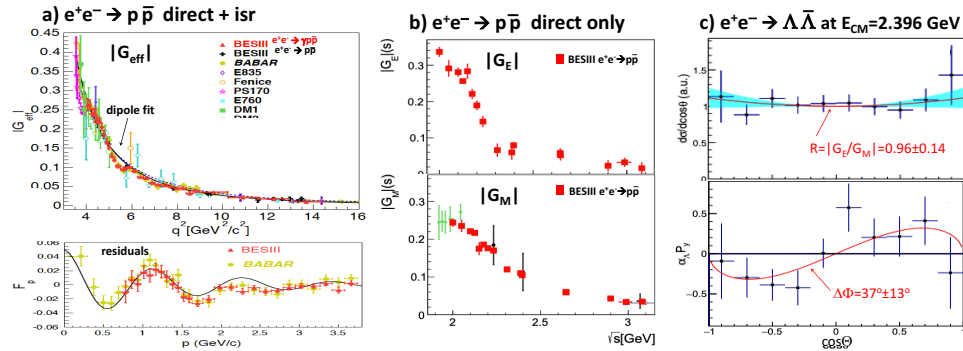


Fig. 5. a) The top panel shows measurements of  $|G_{\text{eff}}(Q^2)|$  of the proton. The black curve is the result of a fit with a simple dipole form. The bottom panel shows the residuals from the dipole fit. b) The red points show BESIII  $|G_E(Q^2)|$  (top) and  $|G_M(Q^2)|$  (bottom) measurements. c) BESIII  $d\sigma/d\cos\Theta$  measurements for  $e^+e^- \rightarrow \Lambda\bar{\Lambda}$  at  $E_{CM} = 2.396$  GeV (top) and the  $\cos\Theta$  dependence of the  $\Lambda$  polarization (bottom). The red curves are fits to the data.

The isr measurements have the advantage of providing access to a broad range of  $Q^2$  at once, and can be done with the large samples of BESIII data that are

taken at  $E_{\text{CM}} = 3.77$  GeV for  $D$ -meson decay measurements and  $E_{\text{CM}} > 4.0$  GeV for  $XYZ$ -meson studies. However, the required emission of a hard isr  $\gamma$ -ray incurs a luminosity penalty of order  $\alpha_{\text{QCD}}/\pi$ . Thus, for BESIII at least, detailed form-factor measurements, including precise separate determinations of  $|G_E|$  &  $|G_M|$ , and measurements of  $\Delta\Phi$ , their relative phase, are best done with direct  $e^+e^- \rightarrow B\bar{B}$  production events and this requires machine-time-consuming dedicated runs.

The BESIII direct  $e^+e^- \rightarrow p\bar{p}$  measurements [4] were used to make the precision extractions of  $|G_E|$  and  $|G_M|$  shown, respectively, in the top and bottom panels of Fig. 5b. Here, for the point nearest threshold (at  $E_{\text{CM}} = 2.0$  GeV),  $|G_E| \neq |G_M|$ ; BESIII measures  $R(Q^2 = 4.0 \text{ GeV}^2) = 1.38 \pm 0.11$ , in agreement with a previous BaBar measurement ( $1.48 \pm 0.16$ ) [2], with better precision. Analyticity requires  $R = 1$  at  $Q^2 = 4m_p^2 = 3.52 \text{ GeV}^2$ , and this may be in trouble unless there are rather dramatic changes in the  $|G_E|$  and  $|G_M|$  trends for  $Q^2 < 4.0 \text{ GeV}^2$ .

With data collected at  $E_{\text{CM}} = 2.396$  GeV, 165 MeV above the  $\Lambda\bar{\Lambda}$  threshold, BESIII used a low background sample of 555  $e^+e^- \rightarrow \Lambda\bar{\Lambda}$  events to make first “complete” time-like form-factor measurements for any baryon:  $G_{\text{eff}} = 0.123 \pm 0.004$ ; the  $d\Gamma/d\cos\Theta$ , distribution, where  $\Theta$  is the  $\Lambda$  production angle, is shown in Fig. 5c (top), is consistent with being flat and  $R = |G_E/G_M| = 0.96 \pm 0.14$ ; the bottom panel of the figure shows strong evidence for a non-zero  $\cos\Theta$ -dependent polarization corresponding to a  $|G_E|$ - $|G_M|$  phase difference of  $\Delta\Phi = 37^\circ \pm 11^\circ$ .

#### 4. Search for $CP$ violation in hyperon decays

The CKM mechanism for  $CP$  violation in the Standard Model (SM) fails to explain the matter-antimatter asymmetry of the universe by more than 10 orders-of-magnitude. This suggests that additional, heretofore undiscovered,  $CP$  violating processes occur, and motivates aggressive searches for new, non-SM sources of  $CPV$ . The LHCb experiment recently reported the first observation of  $CPV$  in charmed  $D$ -meson decays at the  $10^{-3}$  level [14], which lies in the upper range of SM expectations. To date,  $CP$  violation in hyperon decays have never been observed. Standard Model  $CP$  violations in hyperon decays are expected to be  $\sim 10^{-5}$ ; any value higher than this level would be a signature of new, beyond the SM physics [15].

##### 4.1. BESIII limit on hyperon $CPV$ using $J/\psi \rightarrow \Lambda\bar{\Lambda}$ events

The branching fraction for  $J/\psi \rightarrow \Lambda\bar{\Lambda}$  is  $1.94 \pm 0.3 \times 10^{-3}$ , which translates into about  $3.2 \times 10^6$  fully reconstructed events with  $\Lambda \rightarrow p\pi^-$  and  $\bar{\Lambda} \rightarrow \bar{p}\pi^+$  in BESIII’s existing 10B  $J/\psi$  event data sample. These events are jewels: they are essentially background-free and the  $\Lambda$  and  $\bar{\Lambda}$  are quantum-entangled with completely correlated spin orientations. In the limit of strict  $CP$  symmetry, the decay asymmetry parameters for  $\Lambda \rightarrow p\pi^-$  ( $\alpha_-$ ) and  $\bar{\Lambda} \rightarrow \bar{p}\pi^+$  ( $\alpha_+$ ) are equal in magnitude but opposite in sign, i.e.  $\alpha_- = -\alpha_+$ ; deviations from this equality would be a clear sign of  $CP$  violation in hyperon decays.

In  $J/\psi \rightarrow \Lambda \bar{\Lambda}$  decay, the  $\Lambda \bar{\Lambda}$  pair is produced with either parallel or antiparallel helicities. Prior to the BESIII discovery of non-zero  $\Lambda$  polarization in the form-factor measurement discussed in the previous section [13], it was thought that for  $J/\psi$  decay, the amplitudes for the two helicity configurations were both real and the  $\Lambda$  and  $\bar{\Lambda}$  unpolarized. In this case, only the product  $\alpha_- \alpha_+$  would be measurable, precluding the possibility of a test of  $CP$  symmetry. However the ref. [13] results motivated BESIII to reexamine the case for  $\Lambda$  polarization in  $J/\psi$  decays [16].

With 1.3B  $J/\psi$  events collected in 2009 and 2012, a total of 420K fully reconstructed  $J/\psi \rightarrow \Lambda \bar{\Lambda}$  events with  $\Lambda \rightarrow p\pi^-$  and  $\bar{\Lambda} \rightarrow \bar{p}\pi^+$  were found. Fits to the data require a large relative phase between the two helicity amplitudes:  $\Delta\Phi = 42.4^\circ \pm 0.8^\circ$  [17], and a  $\cos\Theta$ -dependent  $\Lambda$  ( $\bar{\Lambda}$ ) transverse polarization, shown in Fig. 6a, that varies between  $-25\%$  and  $+25\%$ . Although the  $\Lambda$  polarization averaged over  $\cos\Theta$  is zero, the BESIII analysis uses the event-by-event polarization, which has the average value  $\langle |\vec{P}_\Lambda| \rangle \approx 13\%$ . This polarization enables independent determinations of  $\alpha_-$  and  $\alpha_+$  and a test of the  $CP$  relation.

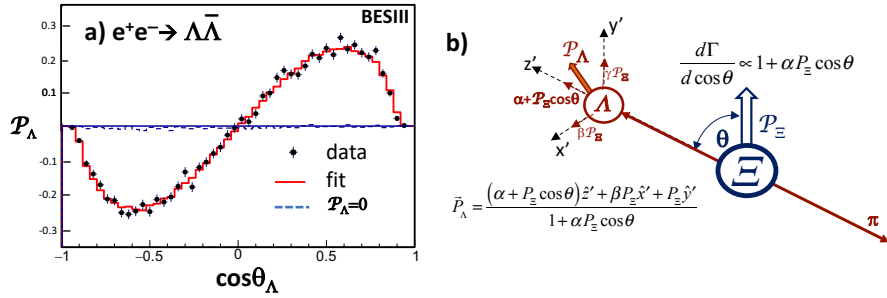


Fig. 6. **a)** The  $\cos\Theta_\Lambda$ -dependent  $\Lambda$  polarization in  $e^+e^- \rightarrow J/\psi \rightarrow \Lambda \bar{\Lambda}$ , where  $\Theta_\Lambda$  is the  $\Lambda$  production angle. The red histogram is a fit to the data. **b)** The  $\Lambda$  angular distribution and polarization direction relative to the  $\Xi$  polarization direction for  $\Xi \rightarrow \Lambda\pi$  decay. Here  $\alpha, \beta, \gamma$  refer to the  $\Xi$  weak decay parameters and  $\theta$  is the angle between the  $\Lambda$  momentum and  $\Xi$  polarization.

For  $\Lambda \rightarrow p\pi^-$ , BESIII measured  $\alpha_- = 0.750 \pm 0.010$ , which is more than five standard deviations higher than the previous world average value of  $\alpha_- = 0.642 \pm 0.013$  [18] that was based entirely on pre-1974 measurements. The measured  $\bar{\Lambda} \rightarrow \bar{p}\pi^+$  asymmetry parameter,  $\alpha_+ = -0.758 \pm 0.012$ , is also high, and consistent, within uncertainties, with the  $\alpha_-$  result. The  $CP$  asymmetry,  $A_{CP} \equiv (\alpha_- + \alpha_+)/(\alpha_- - \alpha_+) = -0.006 \pm 0.014$ , is compatible with zero and a factor of two more sensitive than the best previous  $\Lambda$ -based measurement,  $A_{CP} = +0.013 \pm 0.022$  [19]. These results were based on only  $\sim 1/8^{\text{th}}$  of BESIII's current 10B  $J/\psi$  event sample. Extending the ref. [17] analysis to the full data sample should improve BESIII's  $CPV$  sensitivity by at least a factor of three.



#### 4.2. Prospects for hyperon CPV searches using $J/\psi \rightarrow \Xi\bar{\Xi}$ decays

BESIII's CPV sensitivity will be further improved, potentially rather substantially, by using polarized  $\Lambda$  daughters from  $\Xi \rightarrow \Lambda\pi$  decays, where the  $\Xi$ s are produced via  $J/\psi \rightarrow \Xi\bar{\Xi}$  ( $\Xi = \Xi^-$  or  $\Xi^0$ ). Figure 6b shows the  $\Lambda$  polarization  $\vec{P}$  in  $\Xi \rightarrow \Lambda\pi$  decay. Of particular note is its component along  $\hat{z}'$ , the  $\Lambda$  flight direction:  $\mathcal{P}_{z'} = \alpha + \mathcal{P}_{\Xi} \cos\theta$ . Here  $\mathcal{P}_{\Xi}$  is the  $\Xi$  polarization,  $\alpha$  is the  $\Xi \rightarrow \Lambda\pi$  weak decay parameter and  $\theta$  is the  $\Lambda$  decay angle. When averaged over  $\Theta_{\Xi}$ ,  $\langle \mathcal{P}_{z'} \rangle = \alpha$ . For both  $\Xi^-$  and  $\Xi^0$ , the  $\alpha$  values are substantial: for  $\Xi^- \rightarrow \Lambda\pi^-$   $\alpha_- = -0.458 \pm 0.012$ ; for  $\Xi^0 \rightarrow \Lambda\pi^0$   $\alpha_0 = -0.406 \pm 0.013$ . In both cases, the average  $\Lambda$  polarization is more than three times that for  $\Lambda$ s from  $J/\psi \rightarrow \Lambda\bar{\Lambda}$ , as mentioned in the previous subsection.

The  $A_{CP}$  sensitivity for  $\Lambda$  decay is proportional to  $\langle \mathcal{P} \rangle \times \sqrt{N_{\text{evts}}}$ . The three times higher  $\langle \mathcal{P} \rangle$  value means that a  $\Lambda$  originating from  $J/\psi \rightarrow \Xi\bar{\Xi}$  is *nine times* more valuable than one from  $J/\psi \rightarrow \Lambda\bar{\Lambda}$  decays. Thus, even though the  $J/\psi \rightarrow \Xi\bar{\Xi}$  branching fractions are about half that for  $J/\psi \rightarrow \Lambda\bar{\Lambda}$ , and the  $\Xi\bar{\Xi}$  reconstruction efficiencies are also only about half as large, the overall  $A_{CP}$  sensitivity is almost three times better. This improved sensitivity has been confirmed by detailed simulations [20] and it is expected that BESIII's ultimate  $A_{CP}$  sensitivity for the existing 10B  $J/\psi$  event sample will reach the  $10^{-3}$  level.

### 5. Three comments

1. Most of the physics program described above was not mentioned in the 850 page "Physics at BESIII" tome that we prepared prior to BESIII operation. These topics are just a few examples of the rich variety of physics contained in the BESIII data. After ten years of operation, we still discover new and unexpected research opportunities with  $e^+e^-$  data in the 2-5 GeV energy range.
2. After 100 years of research, there is still lots of physics to learn from the nucleons and (after 50 years of research) hyperons. The time-like form-factor measurements discussed here are just scratching the surface of what appears to be interesting and mostly unexplored physics.
3. The search for matter-antimatter asymmetries with hyperons is the last frontier for SM CP physics. For this, exclusive  $e^+e^- \rightarrow J/\psi \rightarrow \Xi\bar{\Xi}$  processes are uniquely well suited.

### 6. Personal remarks

While this symposium celebrates the 30<sup>th</sup> anniversary of BES, it also marks the 35<sup>th</sup> year of my close connection to BES and IHEP. I first visited IHEP in 1984 to attend the first BES physics workshop. During that visit I arranged with then Director-General Ming-Han Ye and researcher Zhi-Peng Zheng the participation of Zhi-Peng's group in the AMY experiment at Tristan. In 1992, after eight fruitful years of collaboration on AMY, Zhi-Peng invited me to join BES, which I did. (I then recruited Fred Harris, which turned out to be my biggest contribution to

BES.) Our work together over these 35 years has been a long, often difficult, but always interesting trip. In 1984, IHEP and BES were poor and struggling. Today IHEP is a world premier laboratory for particle physics, and BESIII is a highly regarded, world-class experiment. The whole story is much too complex to summarize succinctly in a report like this. Maybe some day I'll write a book.



Fig. 7. **Left** Dinner with Zhi-Peng Zheng, an unidentified DESY physicist and Yu-Can Zhu at Zhi-Peng's apartment in 1984. **Right** A 35<sup>th</sup> year reunion at this symposium.

## References

- [1] S. Pacetti, R. Baldini and E. Tomasi-Gustafsson, *Phys. Rep.*, **550-551**, 1 (2015).
- [2] J.P. Lees *et al.* (BaBar Collab.), *Phys. Rev.* **D87**, 092005 (2013).
- [3] E.P. Solodov *et al.* (CMD-3 Collab.) *EPJ Web Conf.* **212**, 07002 (2019).
- [4] M. Ablikim *et al.* (BESIII Collab.), *Phys. Rev.* **D91**, 112004 (2015) and M. Ablikim *et al.* (BESIII Collab.), arXiv:1905.09001.
- [5] M. Ablikim *et al.* (BESIII Collab.), *Phys.Rev.* **D99**, 092002 (2019).
- [6] M. Ablikim *et al.* (BESIII Collab.), *Phys. Rev. Lett.* **120**, 132001 (2018).
- [7] M. Ablikim *et al.* (BESIII Collab.), *Phys. Rev.* **D97**, 032013 (2018).
- [8] J. Haidenbauer, X.-W. Kang and U.-G. Meissner, *Nucl. Phys.* **A929**, 102 (2014).
- [9] J.Z. Bai *et al.* (BES Collab.), *Phys.Rev.Lett.* **91**, 022001 (2003).
- [10] J. Haidenbauer and U.-G. Meissner, *Phys. Lett.* **B761**, 456 (2016).
- [11] M. Ablikim *et al.* (BESIII Collab.), *Phys. Rev.* **D100**, 032009 (2019).
- [12] A. Bianconi and E. Tomasi-Gustafsson, *Phys. Rev.* **C93**, 035201 (2016).
- [13] M. Ablikim *et al.* (BESIII Collab.), *Phys. Rev. Lett.* **123**, 122003 (2019).
- [14] R. Aaij *et al.* (LHCb Collab.), *Phys. Rev. Lett.*, **122**, 211803 (2019).
- [15] J.F. Donoghue, X.-G. He, and S. Pakvasa, *Phys. Rev.* **D34**, 833 (1986).
- [16] G. Fäldt and A. Kupsc, *Phys. Lett.* **B772**, 16 (2017).
- [17] M. Ablikim *et al.* (BESIII Collab.), *Nature Physics* **15**, 631 (2019).
- [18] C. Patrignani *et al.* (Particle Data Group), *Chin. Phys.* **C40**, 100001 (2016)
- [19] P.D. Barnes *et al.*, *Phys. Rev.* **C54**, 1877 (1996).
- [20] P. Adlarson and A. Kupsc, arXiv:1908.03102.