

# Color transparency of $K^+$ meson produced in the inclusive $(e, e')$ reaction on nuclei

Swapam Das <sup>1</sup>

*Nuclear Physics Division, Bhabha Atomic Research Centre,  
Trombay, Mumbai: 400085, India*

*Homi Bhabha National Institute, Anushakti Nagar, Mumbai: 400094, India*

## Abstract

Color transparency is studied for the  $K^+$  meson produced due to large four-momentum transfer in the  $(e, e')$  reaction on nuclei. The variation of the  $K^+$  meson color transparency ( $K^+$ CT) with the photon virtuality, and kaon momentum is investigated. The calculated results for  $K^+$ CT are compared with the data reported from Jefferson Laboratory.

Keywords: color transparency,  $K^+$  meson production, electronuclear reaction

## 1 Introduction

The characteristics of the  $K^+$  meson are distinctly different from those of other hadrons. The interaction of this meson with a nucleon is relatively weak, free from resonance structure, and that varies smoothly with the energy. Because of these behaviors, the  $K^+$  meson can be thought as a pertinent probe to investigate specific properties of a nucleus. The scattering of this meson from a nucleus can provide informations complementary to those obtained from the electron-nucleus scattering, since both are weakly interacting probes unlike to the conventional strongly interacting hadronic probe. Additionally, the  $K^+$  meson can open the avenue for studying the strangeness degrees of freedom in the nuclear reaction.

Despite the  $K^+$  meson possesses such useful properties, the description of the  $K^+$  meson-nucleus scattering from the elementary  $K^+$  meson-nucleon scattering is not successful. The calculated  $K^+$  meson-nucleus cross section [1, 2] shows discrepancy with the data [3]. Even the calculated nuclear transparency [1, 2], defined by the ratio of the total cross sections for a nucleus and deuteron (where the uncertainties are expected to cancel), underestimates the experimental results [3]. Because of the failure of the conventional nuclear physics to explain the quoted data, several exotic mechanisms for the  $K^+$  meson-nucleus scattering have been proposed. These include modification of the

---

<sup>1</sup>email: swapand@barc.gov.in

in-medium nucleon size/mass [1, 4], medium modification of the elementary  $K^+$  meson-nucleon scattering amplitude [5], virtual pion contribution [6], mesons exchange currents [7], long range correlations [8], and various other mechanisms [9].

The electroproduction of the  $K^+$  meson from a nucleus provides an alternate tool to investigate the  $K^+$  meson-nucleus scattering, and also to explore the propagation of this meson through the nucleus. The dependence of the  $K^+$  meson transparency on the nuclear mass number  $A$  and four-momentum transfer squared  $Q^2$  (i.e., photon virtuality) in the  $A(e, e')$  reaction has been reported from Jefferson Laboratory [10]. The data available from this Laboratory renew the interest in looking for whether the discrepancy between the theoretical and experimental results also exist for the  $K^+$  meson production reaction.

It has been shown later that the conventional nuclear physics calculation fails to reproduce the electroproduced  $K^+$  meson nuclear transparency data [10], similar to that occurred for the  $K^+$  meson-nucleus scattering data. Therefore, color transparency [11] of the  $K^+$  meson is envisaged as high four-momentum transfer is involved to produce this meson. Color transparency of a hadron describes the enhancement in its transparency in the nucleus. The quoted enhancement originates because of the reduction of the hadron-nucleon interaction (or total cross section  $\sigma_t^{hN}$ ) while the hadron undergoes large four-momentum transfer during its passage through the nucleus [12].

The high momentum transfer  $Q^2$  associated with a hadron reduces its transverse size (i.e.,  $d_\perp \sim 1/\sqrt{Q^2}$ ). The reduced (in size) hadron is referred as small-size or pointlike configuration (PLC). According to Quantum Chromodynamics, a color singlet PLC has reduced interaction with nucleons in the nucleus because the sum of the gluon emission amplitudes cancel [13]. The interaction of PLC with the nucleon increases, as the PLC expands to the size of the physical hadron during its passage upto the length called hadron formation length  $l_h$  [14]:

$$l_h = \frac{2k_h}{\Delta M^2}, \quad (1)$$

where  $k_h$  is the momentum of the hadron in the laboratory frame.  $\Delta M^2$  is related to the mass difference between the hadronic states originating due to the (anti)quarks fluctuation in PLC. The value of  $\Delta M^2$  is very much uncertain, ranging from 0.25 to 1.4 GeV<sup>2</sup> [14]. Therefore, the effective hadron-nucleon total cross section  $\sigma_t^{hN}$  in the nucleus depends on both  $Q^2$  and  $l_h$ , i.e.,  $\sigma_t^{hN} \rightarrow \sigma_{t,eff}^{hN}(Q^2, l_h)$  in the nucleus.

First experiment to search color transparency of the proton done at Brookhaven National Laboratory [15] in the high momentum transfer ( $p, pp$ ) reactions on nuclei yielded null result, and that was corroborated in the later experiments [16]. According to Landshoff mechanism [17], three well-separated quarks ( $qqq$ ) in one proton interact with those in another proton exchanging three gluons [18]. Color transparency is not also seen in the  $A(e, e'p)$  experiment done at Stanford Linear Accelerator Center [19] and Jefferson Laboratory [20]. Therefore, it appears that the PLC required for color transparency is

unlikely to form for the  $qqq$  system, e.g., proton.

Color transparency is unambiguously reported from Fermi National Accelerator Laboratory [21] in the experiment of the nuclear diffractive dissociation of pion (of 500 GeV/ $c$ ) to dijets. Since meson is a bound state of two quarks (i.e., quark-antiquark  $q\bar{q}$ ), PLC of it is more probable than that of baryon, a  $qqq$  object. Color transparency of the meson  $M$  is also found in the photon [22] and electron induced nuclear experiments [23, 24]. In the latter reaction, i.e.,  $A(e, e'M)$  reaction, the length of the  $q\bar{q}$  (of mass  $m_{q\bar{q}}$ ) fluctuation to a meson in the virtual photon  $\gamma^*$  (of energy  $\nu$  and virtuality  $Q^2$ ) is described by the coherence length (CL) [24]:  $l_c = \frac{2\nu}{Q^2 + m_{q\bar{q}}^2}$ .  $T_A$  varies with  $l_c$  in absence of color transparency. Therefore,  $l_c$  must be kept fixed to observe color transparency [25]. Several authors have studied the  $\rho$  meson color transparency ( $\rho$ CT), and the effect of CL on  $\rho$ CT in the energy region available at Jefferson Laboratory (JLab) [12, 26].

The nuclear transparencies for both  $\pi^+$  [23] and  $K^+$  [10] mesons versus the photon virtuality  $Q^2$  (of few GeV) in the  $A(e, e')$  reaction were measured at JLab. The data for both mesons could not be understood by using the conventional nuclear physics. The pionic color transparency ( $\pi$ CT) in above reaction is shown to occur by Kaskulov et al., [27] in their calculation done using couple channel BUU transport model. Larson et al., [28] illustrates the dependence of  $\pi$ CT on the pion momentum and momentum transfer to nucleus (instead of  $Q^2$ ) using semiclassical formula for the nuclear transparency. Cosyn et al., [29] calculated CT and short-range correlation in the pion photo- and electroproduction from nuclei. The calculated results due to Larinov et al., [30] show  $\pi$ CT in the  $A(\pi^-, l^+l^-)$  process at  $\approx 20$  GeV/ $c$ , which can be measured at the forth-coming facilities in Japan Proton Accelerator Research Complex (cf. [31] and the references therein). This study provides the information analogous to that obtained in the  $A(e, e'\pi)$  reaction. Miller and Strikman [32] show large color transparency in the pionic knockout of proton off nuclei, i.e.,  $A(\pi, \pi p)$  reaction, at the energy 500 GeV available at CERN COMPASS experiment. The recent development of color transparency and its future direction are discussed in Ref. [13]. As illustrated later, the  $K^+$  meson nuclear transparency calculated considering color transparency of this meson reproduce well the data reported from Jlab [10].

## 2 Formalism

The nuclear transparency  $T_A(K^+)$  of the  $K^+$  meson, including the small angle kaon-nucleus elastic scattering, can be written as

$$T_A(K^+) = \frac{\sigma_{in}^{K^+A} + \Delta\sigma_{el}^{K^+A}}{A\sigma_t^{K^+N}}, \quad (2)$$

where  $\sigma_{in}^{K^+A}$  is the inelastic  $K^+$  meson-nucleus cross section and  $\Delta\sigma_{el}^{K^+A}$  represents the small angle kaon-nucleus elastic scattering cross section.  $\sigma_t^{K^+N}$  is the elementary  $K^+$  meson-nucleon total cross section:  $\sigma_t^{K^+N} = \frac{Z}{A}\sigma_t^{K^+p} + \frac{A-Z}{A}\sigma_t^{K^+n}$ . In the considered kaon momentum region, i.e.,  $\approx 3-10$  GeV/c, the energy dependent experimentally determined values of  $\sigma_t^{K^+p}$  and  $\sigma_t^{K^+n}$ , as given in Ref. [33], are almost equal, i.e.,  $\sigma_t^{K^+p} \simeq \sigma_t^{K^+n}$ .

The inelastic cross section  $\sigma_{in}^{K^+A}$  in Eq. (2), according to the optical approach in Glauber model [34], is given by

$$\sigma_{in}^{K^+A} = \int d\mathbf{b} \left[ 1 - \left| e^{i\chi_{OK}(\mathbf{b})} \right|^2 \right]. \quad (3)$$

$\chi_{OK}(\mathbf{b})$  denotes the optical phase-shift for the  $K^+$  meson, i.e.,

$$\chi_{OK}(\mathbf{b}) = -\frac{1}{v} \int_{-\infty}^{+\infty} dz V_{OK}(\mathbf{b}, z), \quad (4)$$

where  $V_{OK}(\mathbf{r})$  is the  $K^+$  meson-nucleus optical potential [34]:

$$-\frac{1}{v} V_{OK}(\mathbf{r}) = \frac{1}{2} (\alpha_{K+N} + i) \sigma_t^{K^+N} \varrho(\mathbf{r}). \quad (5)$$

$\alpha_{K+N}$  represents the ratio of the real to imaginary part of the  $K^+$  meson-nucleon elastic scattering amplitude [33].  $\varrho(\mathbf{r})$  describes the density distribution of the nucleus, i.e., it is to be normalized to the mass number of the nucleus.

Using Eqs. (4) and (5),  $\sigma_{in}^{K^+A}$  in Eq. (3) can be written as

$$\begin{aligned} \sigma_{in}^{K^+A} &= \int d\mathbf{b} \int_{-\infty}^{+\infty} dz \left\{ -\frac{2}{v} \text{Im} V_{OK}(\mathbf{b}, z) \right\} \exp \left[ \int_z^{+\infty} \left\{ \frac{2}{v} \text{Im} V_{OK}(\mathbf{b}, z') dz' \right\} \right] \\ &= \sigma_t^{K^+N} \int d\mathbf{b} \int_{-\infty}^{+\infty} dz \varrho(\mathbf{b}, z) \exp \left[ -\sigma_t^{K^+N} \int_z^{+\infty} \varrho(\mathbf{b}, z') dz' \right]. \end{aligned} \quad (6)$$

The nuclear transparency defined by  $T_A = \frac{\sigma_{in}^{K^+A}}{A\sigma_t^{K^+N}}$  refers to the expression due to semi-classical model as mentioned in Ref. [14], i.e.,

$$T_A(K^+) = \frac{1}{A} \int d\mathbf{r} \varrho(\mathbf{b}, z) \exp \left[ -\sigma_t^{K^+N} \int_z^{+\infty} \varrho_A(\mathbf{b}, z') dz' \right]. \quad (7)$$

The cross section  $\Delta\sigma_{el}^{K^+A}$  in Eq. (2) is given by

$$\Delta\sigma_{el}^{K^+A} = \frac{d\sigma_{el}^{K^+A}}{d\Omega} \Delta\Omega = |F_{K+A}|^2 \Delta\Omega, \quad (8)$$

where  $\Delta\Omega$  ( $=6.7$  msr [23]) is the angular aperture of the detector.  $F_{K+A}$  represents the kaon-nucleus elastic scattering amplitude [34]:

$$F_{K+A} = \frac{k_{K^+}}{2\pi i} \int d\mathbf{b} e^{i\mathbf{q}_\perp \cdot \mathbf{b}} \left[ e^{i\chi_{OK}(\mathbf{b})} - 1 \right], \quad (9)$$

where  $q_\perp$  ( $= -k_{K^+} \sin\theta_{K^+}$ ) represents the transverse momentum transfer.

### 3 Result and Discussions

The nuclear transparency  $T_A(K^+)$  of the  $K^+$  meson produced in the  $(e, e')$  reaction on  $d$ ,  $^{12}\text{C}$ ,  $^{63}\text{Cu}$  and  $^{197}\text{Au}$  nuclei has been calculated using Glauber model, where the experimentally determined free space kaon-nucleon total cross section  $\sigma_t^{K^+N}$  [33] has been used. The density distribution  $\rho(r)$  of deuteron ( $d$ ) nucleus is evaluated using its wave function generated due to paris potential [35].  $\rho$  for other nuclei, as extracted from the electron scattering data, is tabulated in Ref. [36]. According to it,  $\rho$  for  $^{12}\text{C}$  nucleus is described by the harmonic oscillator Gaussian form, whereas that for other nuclei (i.e.,  $^{63}\text{Cu}$  and  $^{197}\text{Au}$ ) is illustrated by two-parameter Fermi distribution.

The calculated results for  $T_A(K^+)$  in Eq. (2) show that the contribution of the small angle elastic scattering cross section, i.e.,  $\Delta\sigma_{el}^{K^+A}$ , to  $T_A(K^+)$  is negligible compared to that of  $\sigma_{in}^{K^+A}$ . It should be mentioned that the kinematics of the experiment is so chosen that the elastic scattering of kaon from the nucleus would be suppressed [13, 23]. Therefore,  $\Delta\sigma_{el}^{K^+A}$  is neglected to evaluate  $T_A(K^+)$ .

The dependence of the calculated  $T_A(K^+)$  in Eq. (7) on the photon virtuality  $Q^2$  are presented in Fig. 1 along with the data [10]. The short-dashed curves distinctly show that  $T_A(K^+)$ , evaluated using  $\sigma_t^{K^+N}$  in Glauber model, significantly underestimate the electroproduction data for the  $K^+$  meson nuclear transparency. Since few GeV four-momentum transfer  $Q^2$  is involved for the  $K^+$  meson production, color transparency of this meson is considered. According to it, the effective kaon-nucleon total cross section  $\sigma_{t,eff}^{K^+N}$  in the nucleus is less than  $\sigma_t^{K^+N}$  because of PLC formation of the  $K^+$  meson in the nucleus. Using quantum diffusion model [14],  $\sigma_{t,eff}^{K^+N}$  can be written as

$$\sigma_{t,eff}^{K^+N}(Q^2, l_h; l_z) = \sigma_t^{K^+N} \left[ \left\{ \frac{l_z}{l_h} + \frac{n_q^2 \langle k_t^2 \rangle}{Q^2} \left( 1 - \frac{l_z}{l_h} \right) \right\} \theta(l_h - l_z) + \theta(l_z - l_h) \right], \quad (10)$$

where  $n_q(= 2)$  denotes the number of the valence quark-antiquark  $q\bar{q}$  in the meson.  $k_t$  illustrates the transverse momentum of the (anti)quark:  $\langle k_t^2 \rangle^{1/2} = 0.35$  GeV/c.  $l_z$  is the path-length traversed by the meson ( $q\bar{q}$ ) after its production. The hadron formation length  $l_h(\propto \frac{1}{\Delta M^2})$  is already defined in Eq. (1). For  $l_h = 0$ , i.e.,  $\Delta M^2 = \infty$ , the above equation is reduced to  $\sigma_t^{K^+N}$ .

$T_A(K^+)$  evaluated using  $\sigma_{t,eff}^{K^+N}$  in Eq. (10) is also shown in Fig. 1. The dot-dot-dashed curves represent the calculated  $T_A(K^+)$  for  $\Delta M^2 = 1.4$  GeV<sup>2</sup>, whereas the dot-dashed and solid curves arise due to  $\Delta M^2$  taken equal to 0.7 GeV<sup>2</sup> and 0.3 GeV<sup>2</sup> respectively. The calculated results illustrate  $T_A(K^+)$  increases with  $Q^2$  because of  $\sigma_{t,eff}^{K^+N}$ . It is noticeable in the figure  $T_A(K^+)$  evaluated for  $\Delta M^2 = 0.3$  GeV<sup>2</sup> (solid curves) agrees well with the data [10] for all nuclei. The calculated results describe color transparency of the  $K^+$  meson produced in the  $(e, e')$  reaction on nuclei.

The calculated kaonic transparency ratio  $T_{A/d}(K^+)$  with respect to deuteron, i.e.,  $T_{A/d}(K^+) = T_A(K^+)/T_d(K^+)$ , is compared with the data [10] in Fig. 2. This ratio includes the contribution of the  $K^+$  meson production from neutron, and Fermi-motion correction. The curves appearing in this figure represent those illustrated in Fig. 1. Color transparency of  $K^+$  meson is also distinctly visible in Fig. 2, as the calculated  $T_{A/d}(K^+)$  for  $\Delta M^2 = 0.3 \text{ GeV}^2$  (solid curves) reproduce the data [10] reasonably well.

The kaon momentum  $k_{K^+}$  dependent  $T_A(K^+)$  is shown in Fig. 3 for different values of  $\Delta M^2$ . In fact, it describes the variation of  $T_A(K^+)$  with the hadron formation length, mentioned in Eq. (1), of the  $K^+$  meson. The range of  $k_{K^+}$  is considered up to  $9.5 \text{ GeV}/c$  which would be accessible in the kinematics of 11 GeV Jlab experiment. The calculated results show  $T_A(K^+)$  increases with the kaon momentum.

## 4 Conclusion

The nuclear transparency  $T_A$  and the transparency ratio, i.e.,  $T_{A/d} = T_A/T_d$ , of the  $K^+$  meson produced in the  $A(e, e')$  reaction have been calculated to look for color transparency of the  $K^+$  meson. The calculated results show that both  $T_A$  and  $T_{A/d}$  evaluated using the free space  $K^+$  meson-nucleon cross section  $\sigma_t^{K^+N}$  in Glauber model significantly underestimate the data reported from JLab. The inclusion of the  $K^+$  meson color transparency in Glauber model (i.e., the use of kaon-nucleon effective cross section  $\sigma_{t,eff}^{K^+N}$ , instead of  $\sigma_t^{K^+N}$ , arising due to the formation of the pointlike configuration of kaon) leads to the enhancement in the calculated transparency. The calculated  $T_A$  and  $T_{A/d}$  due to  $\sigma_{t,eff}^{K^+N}$  (evaluated for  $\Delta M^2 = 0.3 \text{ GeV}^2$ ) are well accord with the data, i.e., those describe color transparency of the  $K^+$  meson produced in the electronuclear reaction.

## 5 Acknowledgement

The author thanks D. Dutta for sending the kinematic of the reaction, and appreciates the anonymous referee for the comments which improve the quality of the paper.

## References

- [1] P. B. Siegel, W. B. Kaufmann and W. R. Gibbs, Phys. Rev. C **31** (1985) 2184.
- [2] S. Das and A. K. Jain, Pramana **61** (2003) 1015. X. Li, L. E. Write, and D. J. Bannhold, Phys. Rev. C **45** (1992) 2011. M. J. Pérez and R. H. Landau, Phys. Rev. C **24** (1981) 1120. P. B. Siegel, W. B. Kaufmann and W. R. Gibbs, Phys. Rev. C **30** (1984) 1256.
- [3] D. Bugg et al., Phys. Rev. **168** (1968) 1466; D. Marlow et al., Phys. Rev. C **25** (1982) 2619; Y. Mardor et al., Phys. Rev. Lett. **65** (1990) 2110; R. A. Krauss et al., Phys. Rev. C **46** (1992) 655; R. Swafta et al., Phys. Lett. B **307** (1993) 293; R. Weiss et al., Phys. Rev. C **49** (1994) 2569.
- [4] G. E. Brown, C. B. Dover, P. B. Siegel and W. Weiss, Phys. Rev. Lett. **60** (1988) 2723.
- [5] D. Chauhan and Z. A. Khan, Phys. Rev. C **85** (2012) 067602.
- [6] S. V. Akulinichev, Phys. Rev. Lett. **68** (1992) 290.
- [7] M. F. Jiang and D. S. Koltun, Phys. Rev. C **46** (1992) 2462.
- [8] C. Garcí'a-Recio, J. Nieves and E. Oset, Phys. Rev. C **51** (1995) 237.
- [9] J. C. Caillon and J. Labarsouque, Phys. Rev. C **45** (1992) 2503; Phys. Lett. B **295** (1992) 21; J. Phys. G **19** (1993) L117; Phys. Lett. B **311** (1993) 19.
- [10] Nuruzzaman et al., Phys. Rev. C **84** (2011) 015210.
- [11] L. Frankfurt, G. A. Miller and M. Strikman, Comments Nucl. Part. Phys. **21** (1992) 1; Annu. Rev. Nucl. Part. Sci. **45** (1994) 501; L. Frankfurt, and M. Strikman, Phys. Rep. **160** (1988) 235; P. Jain, B. Pire and J. P. Ralston, Phys. Rep. **271** (1996) 67.
- [12] G. T. Howell and G. A. Miller, Phys. Rev. C **88** (2013) 035202.
- [13] D. Dutta, K. Hafidi and M. Strikman, Prog. Part. Nucl. Phys. **69** (2013) 1.
- [14] G. R. Farrar, H. Liu, L. L. Frankfurt and M. I. Strikman, Phys. Rev. Lett. **61** (1988) 686.
- [15] A. S. Carroll et al., Phys. Rev. Lett. **61** (1988) 1698.
- [16] I. Mardor et al., Phys. Rev. Lett. **81** (1998) 5085; A. Leksanov et al., Phys. Rev. Lett. **87** (2001) 212301.

- [17] P. V. Landshoff, Phys. Rev. D **10** (1974) 1024.
- [18] J. P. Ralston and B. Pire, Phys. Rev. Lett. **61** (1988) 1823.
- [19] T. G. O'Neill et al., Phys. Lett. B **351** (1995) 87; N. C. R. Makins et al., Phys. Rev. Lett. **72** (1994) 1986.
- [20] K. Garrow et al., Phys. Rev. C **66** (2002) 044613.
- [21] E. M. Aitala et al., Phys. Rev. Lett. **86** (2001) 4773.
- [22] D. Dutta et al. (E94104 Collaboration), Phys. Rev. C **68** (2003) 021001R.
- [23] B. Clasie et al., Phys. Rev. Lett. **99** (2007) 242502; X. Qian et al., Phys. Rev. C **81** (2010) 055209.
- [24] A. Airapetian et al. (HERMES Collaboration), Phys. Rev. Lett. **90** (2003) 052501; L. El Fassi et al., Phys. Lett. B **712** (2012) 326.
- [25] M. R. Adams et al., Phys. Rev. Lett. **74** (1995) 1525.
- [26] B. Z. Kopeliovich, J. Nemchik and I. Schmidt, Phys. Rev. C **76** (2007) 015205; L. Frankfurt, G. A. Miller and M. Strikman, Phys. Rev. C **78** (2008) 015208.
- [27] M. M. Kaskulov, K. Gallmeister and U. Mosel, Phys. Rev. C **79** (2009) 015207.
- [28] A. Larson, G. A. Miller and M. Strikman, Phys. Rev. C **74** (2006) 018201.
- [29] W. Cosyn, M. C. Marti'nez and J. Ryckebusch, Phys. Rev. C **77** (2008) 034602.
- [30] A. B. Larionov, M. Strikman and M. Bleicher, Phys. Rev. C **93** (2016) 034618.
- [31] S. Kumano, in 21st International Symposium on Spin Physics (SPIN 2014) Beijing, China, October 20-24, 2014: arXiv 1504.05264 [hep-ph].
- [32] G. A. Miller and M. Strikman, Phys. Rev. C **82** (2010) 025205.
- [33] P. Baillon et al., Nucl. Phys. B **105** (1976) 365; *ibid*, **134** (1978) 31; M. Tanabashi et al., (Particle Data Group), Phys. Rev. D **98** (2018) 030001; <http://pdg.lbl.gov./xsect/contents.html>.
- [34] R. J. Glauber, in Lectures in Theoretical Physics, Vol. 1, edited by W. E. Brittin et al. (Interscience, New York, 1959), p. 315; J. M. Eisenberg and D. S. Kulton, Theory of Meson Interaction with Nuclei (John Wiley & Sons, New York, 1980), p. 158.



- [35] M. Lacombe et al., Phys. Lett. B **101** (1981) 139.
- [36] C. W. De Jager, H. De Vries, and C. De Vries, At. Data Nucl. Data Tables **14** (1974) 479.

## Figure Captions

1. (color online). The photon virtuality  $Q^2$  dependent nuclear transparency  $T_A(K^+)$  of the  $K^+$  meson produced in the  $(e, e')$  reaction on the nucleus. The dashed curves denote  $T_A(K^+)$  calculated using Glauber model. Other curves illustrate the  $K^+$  meson color transparency for different values of  $\Delta M^2$ , see in text. The data are taken from Ref. [10].
2. (color online). The  $K^+$  meson transparency ratio with respect to deuteron  $T_{A/d} = T_A/T_d$ . The curves appearing in it represent those stated in Fig. 1. The data are taken from Ref. [10].
3. (color online). The calculated results showing the variation of  $T_A(K^+)$  with the  $K^+$  meson momentum  $k_{K^+}$ . The curves appearing in it are described in Fig. 1.

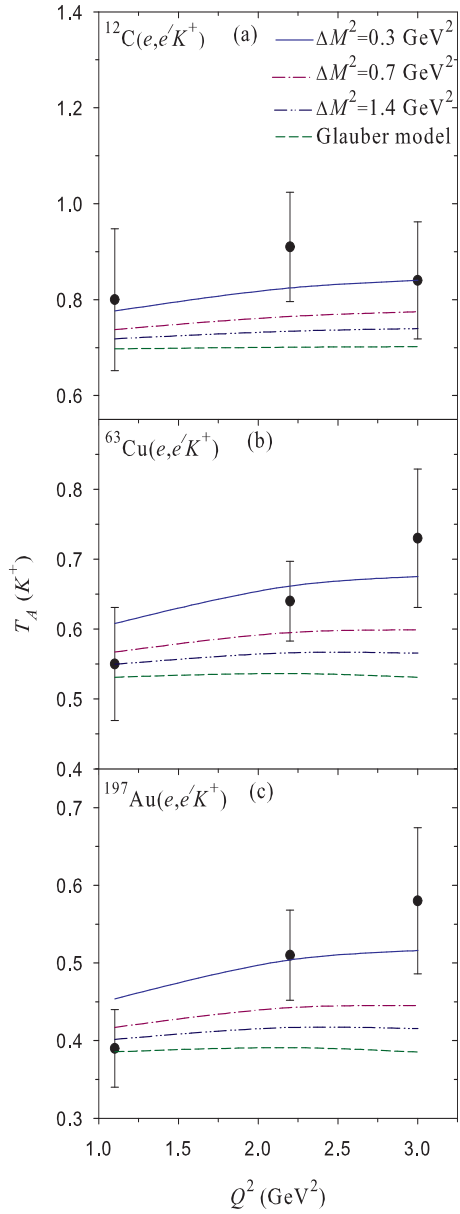


Figure 1: The photon virtuality  $Q^2$  dependent nuclear transparency  $T_A(K^+)$  of the  $K^+$  meson produced in the  $(e, e')$  reaction on the nucleus. The dashed curves denote  $T_A(K^+)$  calculated using Glauber model. Other curves illustrate the  $K^+$  meson color transparency for different values of  $\Delta M^2$ , see in text. The data are taken from Ref. [10].

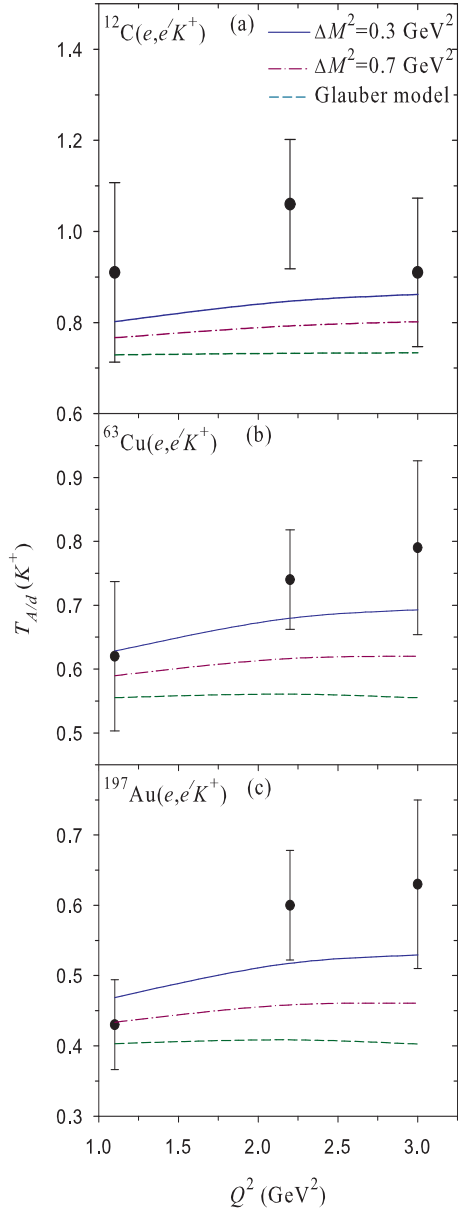


Figure 2: The  $K^+$  meson transparency ratio with respect to deuteron  $T_{A/d} = T_A/T_d$ . The curves appearing in it represent those stated in Fig. 1. The data are taken from Ref. [10].

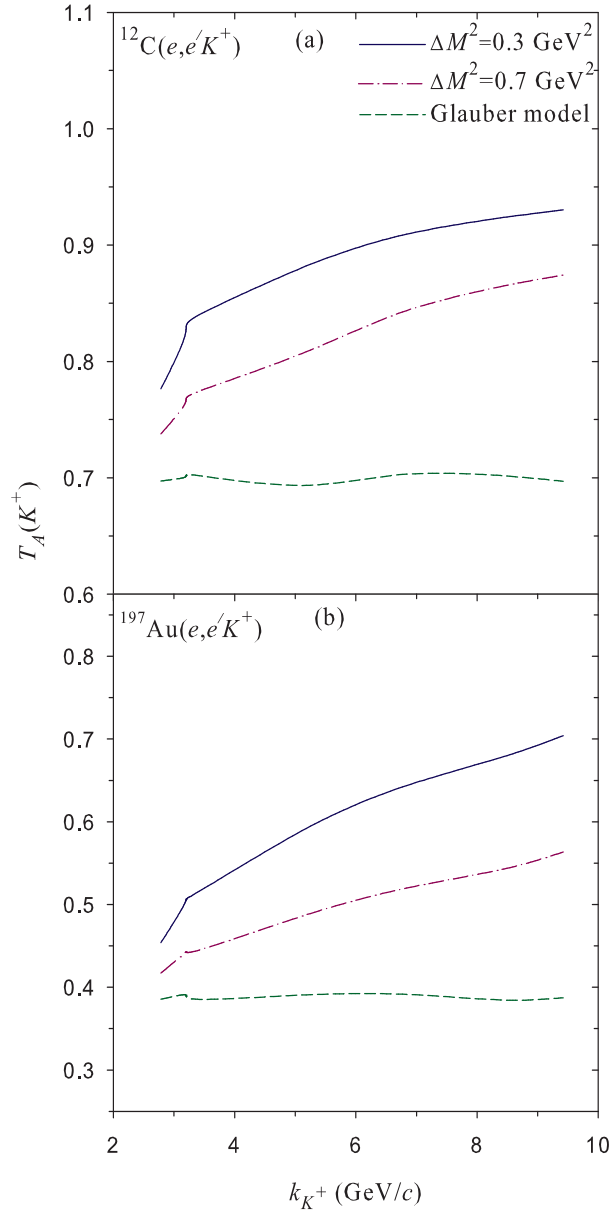


Figure 3: The calculated results showing the variation of  $T_A(K^+)$  with the  $K^+$  meson momentum  $k_{K^+}$ . The curves appearing in it are described in Fig. 1.