

SIGNAL COMBINATION FOR LANGUAGE IDENTIFICATION

Shengye Wang*

University of California San Diego
Computer Science and Engineering
9500 Gilman Dr., La Jolla, CA 92093, USA

Li Wan, Yang Yu, Ignacio Lopez Moreno†

Google LLC., USA
111 8th Ave., New York, NY 10011, USA

ABSTRACT

Google’s multilingual speech recognition system combines low-level acoustic signals with language-specific recognizer signals to better predict the language of an utterance. This paper presents our experience with different signal combination methods to improve overall language identification accuracy. We compare the performance of a lattice-based ensemble model and a deep neural network model to combine signals from recognizers with that of a baseline that only uses low-level acoustic signals. Experimental results show that the deep neural network model outperforms the lattice-based ensemble model, and it reduced the error rate from 5.5% in the baseline to 4.3%, which is a 21.8% relative reduction.

Index Terms— Signal combination, language identification, lattice regression, deep neural network

1. INTRODUCTION

Multilingual speech recognition is an important feature for modern speech recognition systems allowing users to speak in more than a single, preset language. In Google multilingual speech recognition service [1] users are allowed to select two, or more, languages simultaneously as prior information (Fig. 1). When the microphone is enabled, the system works by running several speech recognizers in parallel, along with an acoustic language identification (LangID) module [2]. After the system decides the language of the utterance, the recognition result of the corresponding language will be used and the language decision can be propagated to downstream systems (e.g. a text to speech module). In our previous work [1], the final language identification decision is predominantly taken by the acoustic LangID module, which generates a probability score for each of the language based on the audio. Such approach however, ignores other potentially useful information returned by the individual speech recognizers such as the accumulated language or acoustic model score.

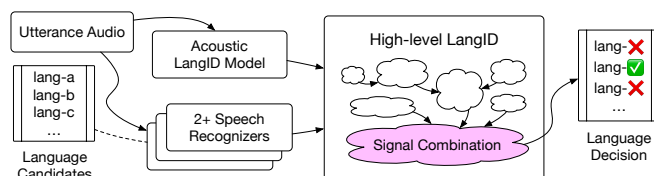


Fig. 1. The “LangID” pipeline. The system takes an audio clip of an utterance and a list of candidate languages, and it predicts the language of the utterance.

In this work, we explore a few alternative approaches to improve the language identification accuracy by using signals that can be easily computed by most speech recognition systems, including the confidence, acoustic and language model scores computed by the recognizers (Table 1).

Without signal combination, an acoustic LangID model provides a baseline with 5.5% error rate. Using a lattice-based ensemble model [3], we were able to reduce the classification error rate to 4.5%, a relative 23.7% reduction. We continued exploring new methods and found a deep neural network model outperforms the lattice-based model: the error rate further reduced to 4.3%, which is a 21.8% relative reduction from the original baseline.

This paper is structured as follows. Section 2 discusses related work in LangID and signal combination. Section 3 presents our method with a lattice-based ensemble model and a deep neural network-based improvement. We also explore methods in deep learning that work well in the signal combination problem. Section 4 shows the experimental results. Finally, Section 5 concludes the paper.

2. RELATED WORK

Early work on speech-language identification traces back to 1996 [4] where language identification is used on telephone speech. Later, much work on language identification uses statistical learning tools such as Gaussian mixture models, support vector machines [5, 6, 7, 8, 9] and random forest based models [10]. More recently, LangID system is a N-class acoustic-based classifier to generate scores for each language [11, 12, 13, 2]. So far the most successful types are neural

*The author did this work during his internship at Google. Email: shengye@ucsd.edu

†Email: {liwan, yyuyy, elnota}@google.com

network based methods [12, 2]. They have been proven surpass the performance of the more traditional i-vector embeddings [13].

Combining signals from other systems in addition to acoustics is a good way to further boost the performance of LangID accuracy, such as text-based features, language model features [14, 15]. In this work, we have tried both lattice based methods and neural network method to combine text-based semantic features and acoustic features to improve the accuracy of language identification. In our experiments, the most optimal performance is achieved based on our carefully designed neural network model.

3. METHODS

We simplify the signal combination problem as binary classification by pairing languages. This section discusses the problem transformation, the data representation, and the classification models.

3.1. Problem Formulation

For each of the language candidates, the upstream systems generate six signals as shown in Table 1 (one from the acoustic LangID model and five generated from recognizer results). We pair different languages and concatenate the signals for language \mathbf{a} and language \mathbf{b} to turn the signal combination problem to a binary classification problem with 12 inputs. The goal is to make a classifier $f(\mathbf{a}, \mathbf{b})$ that outputs the probability of language \mathbf{a} is preferred over language \mathbf{b} .

The classifier satisfies a symmetry constraint: $f(\mathbf{b}, \mathbf{a}) = 1 - f(\mathbf{a}, \mathbf{b})$. In other words, it should always generate opposite scores when exchanging languages \mathbf{a} and \mathbf{b} . When there are more than two language candidates, we pair all of them with each other and we assign a score $g(\mathbf{a}) = \sum_{\mathbf{a} \neq \mathbf{b}} f(\mathbf{a}, \mathbf{b})$ to language \mathbf{a} . The language \mathbf{a} with maximum $g(\mathbf{a})$ is selected as the outcome. While there are other ways to rank all of the languages, turning the problem into binary classification allows us to focus on the two-language scenario, as there are more bi-lingual users than multi-lingual speakers.

3.2. Dataset

We generated the training and testing datasets by randomly picking anonymized queries from Google Voice Search in 20 different languages. Training and evaluation data was collected from monolingual traffic, from which we can infer the language labels in an unsupervised fashion. We pair the signals from the correct language with signals from other languages, and we set the label to match the correct language. Our dataset for the experiments contains $3M$ samples, which we divided into training and testing sets at 80% : 20% ratio; we split the dataset by the original utterance to prevent crosstalk between training and testing datasets.

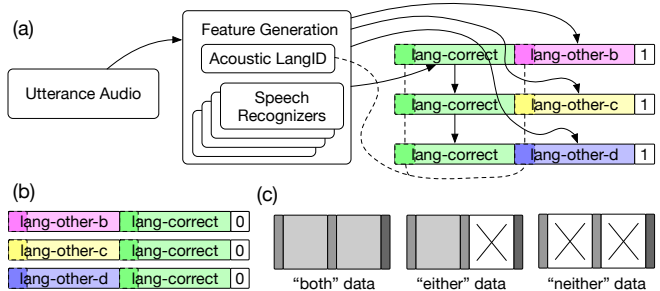


Fig. 2. The data preparation process. (a) The acoustic LangID model generates a *langid_score* for all concerned languages, and the recognizers and associated parts generate the other five features. (b) The two sides are swapped to generate samples with negative labels. (c) Not all recognizers finish in time. Some of the samples only has 7 features (*langid_score*-only on one side) or 2 features (*langid_score*-only on both sides), while the others contain all 12 features.

Following the setting of our previous work [17], we use the average pairwise accuracy among all the language pairs to measure the system performance. To reduce the computational cost of running evaluations on all the possible language pairs, in this paper we considered the performance metric to be the average pairwise accuracy among the top 15 language pairs as determined by the volume of traffic.

Fig. 2 illustrates the dataset preparation process. We run these samples through the acoustic LangID model (The details of our acoustic LangID model is described in [2]), as well as recognizers of different languages to generate all the necessary signals.

Missing Features Multiple speech recognizers run in parallel along with the acoustic LangID model. Not all the language recognizers finish before the deadline to make a decision, so the dataset contains missing features. Some samples have all of the signals from both recognizers, and we refer these samples as “both” data. Some samples have all of the signals from one of the recognizers, but only acoustic LangID scores are available on the other side, and we refer these samples as “either” data. For those samples with only acoustic LangID scores on both sides, we refer them as “neither” data. Among the entire dataset, 11.7% are “both” data, 52.9% are “either” data, and 35.4% are “neither” data.

For the “either” dataset, we found a label bias towards the language with the recognizer outputs. Among the “either” dataset, about 60% of training samples has a label that matches the side with recognizer outputs, which is off from the 50% expectation. While whether the recognizer finishes in time is an important indication for classification, we decided to model the bias in other parts of the pipeline. We removed the bias from training data for signal combination by assigning higher weights to the samples has a label matches the no-recognizer-output side, and lower weights for the others.

As of the “neither” data, there is little we can do other

Table 1. Input signals used in LangID signal combination.

Signal Name	Signal Descriptions
<i>langid_score</i>	The probability of the utterance among 79 different target languages [2]. The inputs are log-mel-filterbank of speech sequences and output is likelihood of each language.
<i>am_cost</i>	The cost of the acoustic model from the recognizer.
<i>lm_cost</i>	The cost of the language model from the recognizer.
<i>confidence_score</i>	The confidence score of the recognition result.
<i>entropy_score</i>	The Levenshtein distance among every pair of hypotheses in the N best list (For $N = 5$). The distance is computed at the character level using normalized hypotheses.
<i>text_langid_score</i>	The language identification [16] score based on the recognized text.

than simply comparing the LangID scores. The accuracy is the classification accuracy of the acoustic LangID model, and it is about 94.1% as of now. The next sections will discuss accurate predictions on the “either” and “both” data.

3.3. Lattice Regression-based Ensemble Model

Lattice regression with monotonic calibrations is a fast-to-evaluate and interpretable tool to combine signals to implement regression and classification [18]. We implemented a lattice-based model and fine-tuned its parameters to combine signals for LangID.

The lattice regression model is an ensemble of 20 sub-models. The input features are calibrated using monotonic functions with linear inequality constraints. Then, a sub-model only uses eight randomly-selected features from the 12 calibrated inputs. Our fine-tuning experiments conclude that slightly more emphasis on the acoustic model’s scores (*langid_score*) generates a higher accuracy — we apply three lattices on *langid_score*, and all the other features have two lattices. Therefore, each sub-model is one of 2^8 , 3×2^7 , or $3^2 \times 2^6$ lattice functions, depending on whether *langid_score* from the two sides are used.

Guaranteeing Symmetry One of the short-coming with the lattice-based model is lacking of symmetric. The lattice-based model $f(\mathbf{a}, \mathbf{b})$ represents the probability that language \mathbf{a} is preferred over language \mathbf{b} , but when exchanging \mathbf{a} and \mathbf{b} it does not generate an opposite probability, i.e. for any f based on lattice regression, $\exists \mathbf{a}, \mathbf{b}$ s.t. $f(\mathbf{a}, \mathbf{b}) \neq 1 - f(\mathbf{b}, \mathbf{a})$. Although the lattice model $f(\mathbf{a}, \mathbf{b})$ was trained with symmetric samples (for dataset D , $\forall (\mathbf{a}, \mathbf{b}, label) \in D, \exists (\mathbf{b}, \mathbf{a}, 1 - label) \in D$), the symmetry is not guaranteed during inference. As a workaround, we compute $f'(\mathbf{a}, \mathbf{b}) = \frac{f(\mathbf{a}, \mathbf{b}) + (1 - f(\mathbf{b}, \mathbf{a}))}{2}$ in prediction.

3.4. Deep Neural Network Models

While the lattice-based model is relatively usable, we run out of options to further improve the accuracy as there are only a few parameters to tune the model. To further improve the accuracy of multi-language identification, we experiment with a deep-neural network.

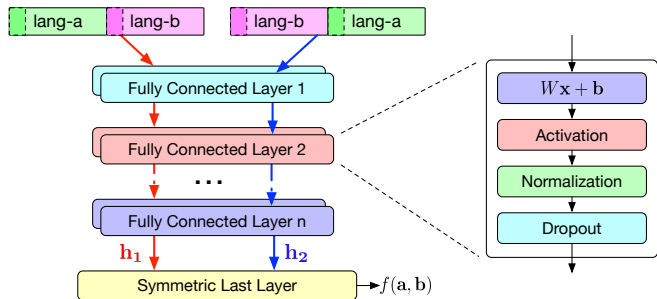


Fig. 3. The deep neural network model architecture. This architecture guarantees symmetry by having input \mathbf{ab} and \mathbf{ba} passing through the same network and combine them with a symmetric last layer.

Symmetric Score Function As discussed in the previous section, one of the short-coming with the lattice-based model is lacking symmetry. It has a workaround, but the workaround introduced inconsistency between training and inference. With more flexibility in a deep neural network (DNN), we designed an architecture that guarantees symmetry without differencing training and prediction.

Fig. 3 shows the general architecture of our DNN model. The input \mathbf{ab} passes through a few fully-connected layers and generates \mathbf{h}_1 ; then, the flipped input \mathbf{ba} passes through the same layers and generates \mathbf{h}_2 . The loss function is defined as follows ($y = 1$ when $a > b$, otherwise $y = 0$):

$$L(\mathbf{a}, \mathbf{b}, y) = yh(\mathbf{h}_1, \mathbf{h}_2) + (1 - y)h(\mathbf{h}_2, \mathbf{h}_1)$$

Function h defines how we combines the score \mathbf{h}_1 and \mathbf{h}_2 . Experimentally, we find scaled cosine similarity function [17] gives best performance:

$$h(\mathbf{h}_1, \mathbf{h}_2) = \text{sigmoid} \left(w \frac{\mathbf{h}_1^T A^T A \mathbf{h}_2}{\|\mathbf{h}_1\| \|\mathbf{h}_2\|} \right)$$

Network Architecture Fig. 3 also shows the elements in each of the fully connected layers: activation, dropout, and normalization. We have tested different activation functions including *tanh*, *LeakyReLU*, and *ReLU*. With only a few features in the network, dropouts improve model performance. Normalization is another powerful tool to regularize the model. We tested BatchNorm [19] and LayerNorm [20]

to stabilize the network performance. We also tested a different number of layers and number of elements of each layer including “128-64-32-16-8”, “64-64-64-64-64”, and residual connection [21] between them.

Further Improve the Accuracy There are a few tools in deep neural networks that have the potential to improve the accuracy, just to name a few: voting (model ensemble), parameter smoothing, and data augmentation.

An ensemble model is a good way to “boost” the accuracy of existing models. We trained 11 models using the same architecture, and we test two methods to combine the voting results. Majority voting considers the same weight for all the models; on the other hand, averaging probability scores on each of the models generate an even higher accuracy.

Parameter smoothing prevents the evaluation metrics from frequent oscillation. We applied the exponential moving average on all trainable parameters in the model. But we found that the accuracy slightly decreased after applying parameter smoothing. Our dataset contains missing features (Section 3.2). During our experiments with missing features (“either” dataset), we found training on “either” and “both” dataset increases the testing accuracy on the “both” dataset. This leads to a hypothesis that missing features increase the generalizability of the model. We found only testing on the “both” dataset, training with augmented data by masking either side of “both” training set yields higher accuracy than training without augmented data.

4. EXPERIMENTAL RESULTS

We compared multiple model configurations to find the best model. The lattice-regression model has a similar implementation to [22]. We implemented the deep neural network models with TensorFlow. This section presents the performance of these models.

Best DNN Model Configuration The inputs are re-scaled to the $[-1, 1]$ range with simple transformation: we applied $t(x) = 2x - 1$ on features in the range of $[0, 1]$; for the features with a larger span, like the model loss, we took \log on the features and normalized them to the $[-1, 1]$ range. We used a nabla-shape architecture: the number of the hidden units on each of the fully connected layers are “12(input)-128-64-32-16-8.” All of the layers use *ReLU* activation, 50% dropout, and layer normalization [20]. In the loss function, A is initialized with identity matrix and w is initialized to 1. All W in the fully-connected layers are initialized using He initialization [23]; \mathbf{b} are initialized with 0. We trained 11 models using the same configuration and averages their probability output before making a prediction. The batch-size in training is 128; we used Adam optimizer [24] in training with an initial base learning rate of 0.01. We decayed the base learning rate to 0.005, 0.001, 0.0005, 0.0001 at 10M, 20M, 30M, and 40M steps respectively. We stop at 50M steps when the performance no longer changes.

Table 2 shows the performance of the DNN model and the lattice-regression model compared with the baseline setting using the acoustic LangID scores only. For the “both” data, the language identification error rate is reduced by 52.4%; there is 25.9% error rate reduction for “either” data; and unchanged for “none” data since there is no additional information for these data. The identification error rate is reduced by 21.8% on the whole testing dataset.

Table 2. Error rate for different signal combination models. The baseline is LangID network only; Lattice and DNN are different models for signal combination. The evaluation splits the data based on different feature missing conditions. “both” data contains recognizer features from both languages; “either” data contains recognizer features from only one language; and “none” data contains only LangID features.

Model	“both”	“either”	“none”	“all”
Baseline	4.2%	5.4%	5.9%	5.5%
Lattice	2.4%	4.0%	5.9%	4.5%
DNN	2.0%	4.0%	5.9%	4.3%

The models are further tested on the multilingual speech recognition system [1]. The system uses the model proposed in this paper to determine the spoken language and turns the utterance into text with the speech recognizer in the corresponding language when the languages are known to the system. The average word error rate is 10.9%. With the DNN model, we reduce the identification error rate to 3.3% and achieve 12.8% word error rate (WER), which is 2.6% better than the Lattice model.

Table 3. The evaluation on our multilingual speech recognition system. The system will detect the language of the utterance and turn it into text. The language identification error and the word error rate averaged among supported languages are evaluated. The LangID-only baseline is compared with other algorithms. One special case is the oracle system that knows the spoken language in advance.

Model	ID error	WER
Baseline	4.0%	13.6%
Lattice	3.6%	13.2%
DNN	3.3%	12.8%
Oracle	-	10.9%

5. CONCLUSION

In this paper, we show deep neural network is a powerful tool for signal combination in the multi-language identification problem. Experimental results show 21.8% reduction in error rate. The deep neural network model is easier to train and has more flexibility to fine-tune, and it outperforms our fine-tuned lattice-based model.

We believe there are more potentials in using deep neural networks for the signal combination than using lattice regression. Our future work is to further improve the accuracy of signal combination and support better multi-language speech recognition.

6. REFERENCES

- [1] J. Gonzalez-Dominguez, D. Eustis, I. Lopez-Moreno, A. Senior, F. Beaufays, and P. J. Moreno, "A real-time end-to-end multilingual speech recognition architecture," *IEEE Journal of Selected Topics in Signal Processing*, vol. 9, no. 4, pp. 749–759, June 2015.
- [2] Li Wan, Prashant Sridhar, Yang Yu, Quan Wang, and Ignacio Lopez-Moreno, "Tuplemax loss for language identification," in *IEEE International Conference on Acoustics, Speech and Signal Processing, ICASSP 2019, Brighton, United Kingdom, May 12-17, 2019*, pp. 5976–5980, IEEE.
- [3] Mahdi Milani Fard, Kevin Canini, Andrew Cotter, Jan Pfeifer, and Maya Gupta, "Fast and flexible monotonic functions with ensembles of lattices," in *Advances in Neural Information Processing Systems 29*, D. D. Lee, M. Sugiyama, U. V. Luxburg, I. Guyon, and R. Garnett, Eds., pp. 2919–2927. Curran Associates, Inc., 2016.
- [4] M. A. Zissman, "Comparison of four approaches to automatic language identification of telephone speech," *IEEE Transactions on Speech and Audio Processing*, vol. 4, no. 1, pp. 31–, Jan 1996.
- [5] X. Yang and M. Siu, "N-best tokenization in a gmm-svm language identification system," in *2007 IEEE International Conference on Acoustics, Speech and Signal Processing - ICASSP '07*, April 2007, vol. 4, pp. IV–1005–IV–1008.
- [6] W. M. Campbell, "A covariance kernel for svm language recognition," in *2008 IEEE International Conference on Acoustics, Speech and Signal Processing*, March 2008, pp. 4141–4144.
- [7] B. Ma, R. Tong, and H. Li, "Discriminative vector for spoken language recognition," in *2007 IEEE International Conference on Acoustics, Speech and Signal Processing - ICASSP '07*, April 2007, vol. 4, pp. IV–1001–IV–1004.
- [8] W. M. Campbell, F. Richardson, and D. A. Reynolds, "Language recognition with word lattices and support vector machines," in *2007 IEEE International Conference on Acoustics, Speech and Signal Processing - ICASSP '07*, April 2007, vol. 4, pp. IV–989–IV–992.
- [9] Donglai Zhu, Haizhou Li, Bin Ma, and Chin-Hui Lee, "Discriminative learning for optimizing detection performance in spoken language recognition," in *2008 IEEE International Conference on Acoustics, Speech and Signal Processing*, March 2008, pp. 4161–4164.
- [10] XiaoRui Wang, ShiJin Wang, JiaEn Liang, and Bo Xu, "Improved phonotactic language identification using random forest language models," in *2008 IEEE International Conference on Acoustics, Speech and Signal Processing*, March 2008, pp. 4237–4240.
- [11] Radek Fér, Pavel Matějka, František Grézl, Oldřich Plchot, and Jan Černocký, "c for language recognition," in *Sixteenth Annual Conference of the International Speech Communication Association*, 2015.
- [12] David Snyder, Daniel Garcia-Romero, Alan McCree, Gregory Sell, Daniel Povey, and Sanjeev Khudanpur, "Spoken language recognition using x-vectors," in *Odyssey: The Speaker and Language Recognition Workshop, Les Sables d'Olonne*, 2018.
- [13] David Martinez, Oldřich Plchot, Lukáš Burget, Ondřej Glembek, and Pavel Matějka, "Language recognition in ivectors space," in *Twelfth Annual Conference of the International Speech Communication Association*, 2011.
- [14] T. J. Sefara, M. J. Manamela, and P. T. Malatji, "Text-based language identification for some of the under-resourced languages of south africa," in *2016 International Conference on Advances in Computing and Communication Engineering (ICACCE)*, Nov 2016, pp. 303–307.
- [15] Y. Wang, H. Zhou, Z. Wang, J. Wang, and H. Wang, "Cnn-based end-to-end language identification," in *2019 IEEE 3rd Information Technology, Networking, Electronic and Automation Control Conference (ITNEC)*, March 2019, pp. 2475–2479.
- [16] Yuan Zhang, Jason Riesa, Daniel Gillick, Anton Bakalov, Jason Baldrige, and David Weiss, "A fast, compact, accurate model for language identification of codemixed text," in *Proceedings of the 2018 Conference on Empirical Methods in Natural Language Processing*, Brussels, Belgium, Oct.-Nov. 2018, pp. 328–337, Association for Computational Linguistics.
- [17] Li Wan, Quan Wang, Alan Papir, and Ignacio Lopez-Moreno, "Generalized end-to-end loss for speaker verification," in *2018 IEEE International Conference on Acoustics, Speech and Signal Processing, ICASSP 2018, Calgary, AB, Canada, April 15-20, 2018*, 2018, pp. 4879–4883, IEEE.
- [18] Maya Gupta, Andrew Cotter, Jan Pfeifer, Konstantin Voevodski, Kevin Canini, Alexander Mangylov, Wojciech Moczydlowski, and Alexander van Esbroeck, "Monotonic calibrated interpolated look-up tables," *Journal of Machine Learning Research*, vol. 17, no. 109, pp. 1–47, 2016.
- [19] Sergey Ioffe and Christian Szegedy, "Batch normalization: Accelerating deep network training by reducing internal covariate shift," in *Proceedings of the 32Nd International Conference on International Conference on Machine Learning - Volume 37*, 2015, ICML'15, pp. 448–456, JMLR.org.
- [20] Jimmy Lei Ba, Jamie Ryan Kiros, and Geoffrey E. Hinton, "Layer normalization," 2016.
- [21] Kaiming He, Xiangyu Zhang, Shaoqing Ren, and Jian Sun, "Deep residual learning for image recognition," 2015.
- [22] Google Inc., *TensorFlow Lattice*, Available at <https://github.com/tensorflow/lattice>.
- [23] Kaiming He, Xiangyu Zhang, Shaoqing Ren, and Jian Sun, "Delving deep into rectifiers: Surpassing human-level performance on imagenet classification," 2015.
- [24] Diederik P. Kingma and Jimmy Ba, "Adam: A method for stochastic optimization," 2014.