

# Stochastic AC Optimal Power Flow: A Data-Driven Approach

Ilyes Mezghani<sup>†</sup>, Sidhant Misra<sup>‡</sup>, and Deepjyoti Deka<sup>‡</sup>

(<sup>†</sup>) CORE, UCLouvain, Belgium (ilyes.mezghani@uclouvain.be)

(<sup>‡</sup>) Los Alamos National Laboratory, New Mexico, USA ({sidhant, deepjyoti}@lanl.gov)

**Abstract**—There is an emerging need for efficient solutions to stochastic AC Optimal Power Flow (OPF) to ensure optimal and reliable grid operations in the presence of increasing demand and generation uncertainty. This paper presents a highly scalable data-driven algorithm for stochastic AC-OPF that has extremely low sample requirement. The novelty behind the algorithm’s performance involves an iterative scenario design approach that merges information regarding constraint violations in the system with data-driven sparse regression. Compared to conventional methods with random scenario sampling, our approach is able to provide feasible operating points for realistic systems with much lower sample requirements. Furthermore, multiple sub-tasks in our approach can be easily paralleled and based on historical data to enhance its performance and application. We demonstrate the computational improvements of our approach through simulations on different test cases in the IEEE PES PGLib-OPF benchmark library.

**Keywords**—stochastic AC-OPF; scenario optimization; data-driven optimization; sparse regression; Monte Carlo; chance constraints.

## I. INTRODUCTION

Modern power systems are faced with significant uncertainty in power generation and demand. This is due to increasing integration of renewable energy resources like wind and solar, and growth of demand side participation and distributed energy resources at the sub-transmission and distribution levels. As a result, uncertainty management has become a critical component in the operational planning stage, where generators and controllable elements must be dispatched in a way that the system remains within its safety limits despite uncertain fluctuations. In the literature, the issue is addressed by considering variants of the optimal power flow (OPF) problem that incorporate the effect of uncertainty. These formulations take the form of either a stochastic or robust optimization problem, where a limit on some chosen measure of risk is explicitly enforced.

All uncertainty-aware OPF formulations pose significant computational challenges, most of which can be traced back to the non-linear implicit nature of the AC power flow equations. The two primary challenges are (i) quantifying the effect of uncertainty on the system – it is difficult to precisely express the variation of the dependent physical quantities in the system such as voltage magnitudes and line currents as a function of the uncertainty, and (ii) formulating a sufficiently compact optimization that integrates the uncertainty quantification while still being tractable. These challenges have been echoed in

several recent publications on the topic [1], [2], and several solution approaches have been proposed. Broadly, we can classify these approaches into two types (i) approximations to the AC power flow equations, and (ii) Monte Carlo methods.

**Power flow approximations:** These class of approaches aim at simplifying the task of uncertainty quantification by full or partial approximations to the power flow equations. These include linear approximations of the power flow such as the DC approximation [3] and a first order Taylor expansion [4]. Using these approximations greatly improves tractability, in particular for risk metrics that can be expressed as a convex program. Many publications [1], [5], [6], [7], [8], [9] have attempted to incorporate the AC power flow equations. In [1], only a partial linearization is considered, where all nominal quantities follow the full non-linear AC-PF while the effect of uncertainty is expressed via linearization. The resulting method is much more accurate than full linearization, but can lose fidelity when the magnitude of the uncertainty is large. More recently, an approach based on polynomial chaos expansion [2] has been proposed that is highly accurate but computationally challenging. In summary, approaches based on power flow approximation trade-off accuracy for scalability – the brief review mentioned above cites methods with *high scalability - low accuracy* to *low scalability - high accuracy*.

**Monte Carlo methods:** These methods quantify the effect of uncertainty on the system by solving the power flow equations for a large number of realizations drawn from the uncertainty distribution. When the number of samples used is sufficiently large, Monte Carlo provides excellent accuracy. The primary challenge however lies in integrating Monte Carlo into an optimization formulation without exploding the size of the problem and the associated computational time. In this context, the most widely used approach is the so-called *scenario approach* where an extended OPF problem is formulated by incorporating a specified number of scenarios from the distribution, and robustness to each scenario is enforced via constraints. Several theoretical results [10], [11] (primarily for convex formulations with chance constraints) provide guidelines on how many random samples should be used to achieve the desired probability of constraint violation. The main drawback of the approach is that random sampling based approaches, specifically for non-linear and non-convex optimal power flow problems, quickly result in the optimization problem becoming computationally intractable for practical cases.

**Contribution:** In this paper, we adopt the scenario-based approach described above. However instead of including sce-

narios collected randomly, we use system knowledge and data-driven tools to drastically reduce the number of scenarios required to solve the problem. This keeps the primary benefits of the scenario approach – accurate uncertainty quantification, agnosticism to uncertainty distribution, etc., while significantly boosting its scalability. Our approach is an advanced iterative procedure similar to scenario generation algorithms common in problems such as power systems expansion planning [12]. The algorithm iteratively adds more scenarios to the scenario-based OPF until a security criterion, assessed by a sufficient number of Monte Carlo samples, is satisfied. Note that since the assessment of scenarios *does not* involve solving the OPF, scalability is not compromised and the procedure can heavily exploit availability of parallel computing capabilities. Following the scenario assessment, what is added back to the OPF, in each iteration, is a well-chosen subset of ‘modified’ scenarios. To determine the ‘modified’ scenarios, we first develop metrics for sub-selecting a very small portion of critical scenarios based on constraint violation. Second, we use regularized linear regression to identify what directions of uncertainty are most adversarial for each violated constraint in the solution. Third, we boost the chosen critical scenarios along the directions identified through regression and add them back to the OPF formulation for the next iteration. We show through several case studies that this data-driven program significantly reduces the scenario size requirements over vanilla random sampling - with  $\sim 30$  scenarios we are able to find a secure solution to the stochastic OPF for the large 1354 bus system. In summary, our contribution in this paper is a suite of data-driven tools to efficiently solve the stochastic OPF problem with a scenario-based approach. The features used in our scenario selection procedure can be tuned based on historical knowledge/expertise available with an operator. The code-base used for our implementation is being released with this paper for testing/validation by the research community.

## NOTATION

### Sets

- $\mathcal{B}$ , set of buses.  $\mathcal{L}$ , set of lines.  $\mathcal{G}$ , set of generators.
- $\mathcal{PV} / \mathcal{PQ}$ , set of *PV* / *PQ* buses.  $\mathcal{G}_{sl}$ , slack bus.
- $\Omega$ , uncertainty set.  $\Omega_N$ , finite set of  $N$  scenarios  $\omega \in \Omega$ .

### Parameters

- $P_i / Q_i$ , real / reactive demand at bus  $i$ .
- $G_i / B_i$ , shunt conductance/ susceptance at bus  $i$ .
- $G_{ij} / B_{ij}$ , conductance / susceptance on line  $(i, j)$ .
- $\underline{x} / \bar{x}$ , lower / upper capacity limit on variable  $x$ .
- $S_{ij}$ , flow limit on line  $(i, j)$ .
- $\mu_i^p(\omega) / \mu_i^q(\omega)$ , real / reactive demand fluctuation at bus  $i$  under scenario  $\omega$ .
- $c_g(\cdot)$ , cost of generator  $g \in \mathcal{G}$ , assumed to be convex quadratic.

### Variables

- $p_i / q_i$ , real / reactive injection at node  $i$ .
- $f_{ij}^p / f_{ij}^q$ , real / reactive power flow on line  $(i, j)$ .
- $v_i / \theta_i$ , voltage magnitude / angle at node  $i$ .
- $p_g^0 / v_g^0$ , generation / voltage set point at *PV* bus  $g$ .

## II. PROBLEM FORMULATION

In this section, we provide details of modeling a power system subject to uncertain power injections, the corresponding generation recourse policy and details of the stochastic OPF formulation.

### A. Power system under uncertainty

We consider a power network and denote the set of buses by  $\mathcal{B}$  and the transmission lines by  $\mathcal{L}$ . Without loss of generality, in the presentation that follows we assume at most one generator and one load per bus, and that the net power injection at each bus is subject to uncertainty. Consider an uncertainty realization  $\omega$  in possibly unknown/non-parametric set  $\Omega$ . The set of power flow equations under uncertainty  $\omega$  are given by

$$\sum_{(i,j) \in \mathcal{L}} f_{ij}^p(\omega) = p_i(\omega) - (P_i + \mu_i^p(\omega)) - G_i^s v_i^2(\omega) \quad \forall i \in \mathcal{B} \quad (1a)$$

$$\sum_{(i,j) \in \mathcal{L}} f_{ij}^q(\omega) = q_i(\omega) - (Q_i + \mu_i^q(\omega)) + B_i^s v_i^2(\omega) \quad \forall i \in \mathcal{B} \quad (1b)$$

$$f_{ij}^p(\omega) = G_{ij} v_i^2(\omega) - G_{ij} v_i(\omega) v_j(\omega) \cos(\theta_i(\omega) - \theta_j(\omega)) - B_{ij} v_i(\omega) v_j(\omega) \sin(\theta_i(\omega) - \theta_j(\omega)) \quad \forall (i, j) \in \mathcal{L} \quad (1c)$$

$$f_{ij}^q(\omega) = -B_{ij} v_i^2(\omega) + B_{ij} v_i(\omega) v_j(\omega) \cos(\theta_i(\omega) - \theta_j(\omega)) - G_{ij} v_i(\omega) v_j(\omega) \sin(\theta_i(\omega) - \theta_j(\omega)) \quad \forall (i, j) \in \mathcal{L} \quad (1d)$$

In (1),  $\mu_i^p(\omega), \mu_i^q(\omega)$  denotes the active and reactive power fluctuations at bus  $i$ , under uncertainty  $\omega$ . All other variables in the system are explicitly expressed as a function of the uncertainty realization.

*Recourse Model:* For a non-zero realization of uncertainty, the generators in the system must adjust their generation to maintain total power balance and feasibility. We use an affine policy representing the automatic generation control (AGC) that is representative of current power system operation [13].

$$p_g(\omega) = p_g^0 + \left( \sum_{i \in \mathcal{B}} \mu_i^p(\omega) \right) \alpha_g, \quad \forall g \in \mathcal{PV}, \quad \forall \omega \in \Omega \quad (2a)$$

$$v_g(\omega) = v_g^0, \quad \forall i \in \mathcal{PV}, \quad \forall \omega \in \Omega \quad (2b)$$

Equation (2a) shows the linear adjustment in the active power generation of generator  $g$  from its nominal value of  $p_g^0$  as a fraction of the total power mismatch  $\sum_{i \in \mathcal{B}} \mu_i^p(\omega)$  caused by the uncertainty, according to its participation factor  $\alpha_g$ . In this paper, we consider the participation factors to be given and fixed. For simplicity, we assume  $\alpha_g = \frac{1}{|\mathcal{G}|}$ , although this specific choice is not relevant for our method. Equation (2b) says that the voltage magnitudes at *PV* buses are kept constant during operation, and is in accordance with current practice.

## B. Stochastic Optimal Power Flow Formulations

In this section, we present the stochastic optimal power flow problem in a generic form. Since our solution approach involves a Monte Carlo in-the-loop validation step, we have the flexibility to handle a variety of such formulations. We state the set of inequality constraints in the OPF representing the standard safety limits on line flows, phase angle difference at neighboring buses, and bus injections and voltages that need to be enforced.

$$\Gamma_{\text{OPF}} = \{ (p, q, f^p, f^q, v, \theta) \mid \begin{aligned} (f_{ij}^p)^2 + (f_{ij}^q)^2 &\leq S_{ij}^2 \quad \forall (i, j) \in \mathcal{L} \end{aligned} \quad (3a)$$

$$\underline{\theta}_{ij} \leq \theta_i - \theta_j \leq \overline{\theta}_{ij} \quad \forall (i, j) \in \mathcal{L} \quad (3b)$$

$$\underline{p} \leq p \leq \overline{p}, \quad \underline{q} \leq q \leq \overline{q}, \quad \underline{v} \leq v \leq \overline{v} \quad (3c)$$

In the above definition,  $\Gamma_{\text{OPF}}$  denotes the set of all power flow solutions that satisfy the safety limits given in (3).

*Dependent and independent variables:* For clarity of exposition, we first specify which variables in the stochastic OPF are controllable/independent and which variables are dependent. Suppose that the nominal values of generation  $p^0$  and voltages  $v^0$  at the PV buses have been determined. Assume that for each realization of the uncertainty  $\omega$ , the generators react according to the recourse policy in (2). Then given  $\omega$ , Equations (2), fully determine the active power generation and voltage magnitude  $p_i(\omega), v_i(\omega)$  at all PV buses. The (known) functions  $\mu_i^p(\omega), \mu_i^q(\omega)$  fully determine all real and reactive power injections  $p(\omega), q(\omega)$  at the PQ buses. Once these variables are specified, we are in the standard Power Flow setting, and the set of equations in (1) fully specify the value of the rest of the variables –  $q_i(\omega), \theta_i(\omega)$  at the PV buses, and  $v_i(\omega), \theta_i(\omega)$  at the PQ buses, and all line flows  $f_{ij}^p(\omega), f_{ij}^q(\omega)$ . We summarize this functional dependence using the following notation:

$$(p(\omega), q(\omega), f(\omega), v(\omega), \theta(\omega)) = \text{PF}(p^0, v^0, \omega; \alpha). \quad (4)$$

A stochastic optimal power flow problem in generic form corresponds to finding a set of nominal set point values for the active power generation  $p_g^0$  and voltage magnitude  $v^0$  such that the total generation cost is minimized, and some stochastic measure of power flow violation for a given uncertainty distribution is below a required limit  $\epsilon$ . This is made precise in the formulation below:

$$\min_{p^0, v^0} \sum_{g \in \mathcal{G}} c_g(p_g^0) \quad (5a)$$

$$\text{s.t. } \mathcal{SV}\left(\text{PF}(p_g^0, v^0, \omega; \alpha), \Gamma_{\text{OPF}}; \mathbb{P}_\omega\right) \leq \epsilon. \quad (5b)$$

Equation (5a) specifies the objective that minimizes the total *nominal* generation cost. This is for simplicity. It is possible to incorporate the cost of reserves in a straightforward way. Equation (5b) enforces that some *stochastic violation measure* is bounded. The stochastic violation measure  $\mathcal{SV}()$  is a function of the power flow variables (first argument), the feasibility/safety region (second argument), and  $\mathbb{P}_\omega$ , the

probability distribution of the uncertainty  $\omega$ . Note that the generic formulation in (5) includes several well-known cases. We provide two of these special cases below.

*Chance Constrained OPF (CCOPF)[14]:* This formulation enforces that the probability of constraint violation is smaller than a specified value and corresponds to

$$\begin{aligned} \mathcal{SV}\left(\text{PF}(p_g^0, v^0, \omega; \alpha), \Gamma_{\text{OPF}}; \mathbb{P}_\omega\right) \\ = \mathbb{P}_\omega\left(p(\omega), q(\omega), f(\omega), v(\omega), \theta(\omega) \in \Gamma_{\text{OPF}}\right). \end{aligned} \quad (6)$$

*Weighted Chance Constrained OPF (WCCOPF)[15]:* In this version, the expected constraint violation with respect to a given risk metric is required to be below an acceptable limit.

$$\mathcal{SV}\left(\text{PF}(p_g^0, v^0, \omega; \alpha), \Gamma_{\text{OPF}}; \mathbb{P}_\omega\right) = \max_{i=1, \dots, M} \mathbb{E}[w(C_i)], \quad (7)$$

where  $C_i \leq 0$  :  $i = 1, \dots, M$  refer to the inequality constraints in (3) that define  $\Gamma_{\text{OPF}}$ , and  $w()$  is a positive weight function that penalizes constraint violation.

Closed-form analytic expressions for the stochastic constraint in Equation (5b) and its special cases are not easy to derive for the AC-PF model under general uncertainty distributions. To overcome intractability, data driven scenario OPF can be formulated.

## C. Scenario OPF (S-OPF)

Scenario approach [10], [11] collects a set  $\Omega_N$  of  $N$  random samples for the uncertainty  $\omega \in \Omega$ . By definition, the base case  $\omega = 0$  is included in set  $\Omega_N$ , and the user is assumed to have access to a scenario generation/sampling process (from historical data or otherwise). We then solve an OPF problem with hard feasibility constraints for each selected scenario as denoted below.

$$\min_{p^0, v^0} \sum_{g \in \mathcal{G}} c_g(p_g^0) \quad (8a)$$

$$\text{s.t. } \forall \omega_i \in \Omega_N, \text{PF}(p_g^0, v^0, \omega_i; \alpha) \in \Gamma_{\text{OPF}} \quad (8b)$$

By ensuring feasibility for a large-enough and representative sample set  $\Omega_N$ , S-OPF can indirectly guarantee the stochastic violation constraint Equation (5b) Theoretical bounds on the size of the sample set necessary to ensure  $\mathcal{SV}() \leq \epsilon$  for convex optimization problems exist [10], but are not generalizable to AC-OPF. As demonstrated later, the number of samples to ensure low stochastic violation quickly grows. This makes the standard S-OPF in (8) computationally intractable for realistically sized test cases. Scenario reduction methods exist in literature [16] that pick  $k$  of the  $N$  selected scenarios in  $\Omega_N$ , for applying the feasibility constraint in (8). However, such approaches use mixed-integer programming and operate after scenario selection. Hence they suffer from the same or worse computational performance, in large test cases. In this paper, we focus on improving scenario selection instead. Through careful use of system knowledge and data-driven techniques, we present a novel approach to efficient scenario OPF.

### III. DATA-DRIVEN SCENARIO OPF

The overarching goal of our approach is to determine an optimized scenario set  $\Omega_N$  of far lesser cardinality, compared to random sampling, so that a tractable scenario OPF solution with stochastic violations below prescribed threshold can be determined. We propose an algorithm called DDS-OPF:

---

#### Algorithm 1: DDS-OPF

---

- 1 **Initialization:** Solve S-OPF (8) using rated loads  $P_i, Q_i$  ( $|\Omega_N| = 1$ ) to get  $(p^0, v^0)$  ;
  - 2 **Monte Carlo:** Sample a set of permissible scenarios  $\mathcal{S}$  of size  $S$  according to  $\mathbb{P}_\omega$ . Solve the PF with recourse for each scenario ;
  - 3 **Stopping criterion check:** Check if the *estimated* stochastic violation measure  $\tilde{\mathcal{S}}\mathcal{V}$  is below pre-selected threshold,  $\tilde{\mathcal{S}}\mathcal{V} < \tau$ . If yes, **exit** ;
  - 4 **Scenario construction:** Use data-driven methods to design  $K < S$  scenarios to add to  $\Omega_N$  ;
  - 5 **Update:** Compute new solution  $(p^0, v^0)$  for (8) with  $\Omega_N$ . Go to Step **Monte Carlo** ;
  - 6 **return**  $p^0, v^0$ .
- 

The threshold  $\tau$  used in DDS-OPF is selected based on the properties of the stochastic violation measure  $\mathcal{S}\mathcal{V}()$ , prefixed  $\epsilon$  bound (see (5b)), and the confidence requirement. Theoretical confidence bound on the solution for selected  $\tau$  is given in Section III-C. All numerical experiments considered in this paper focus on the case when  $\mathcal{S}\mathcal{V}()$  corresponds to the probability of constraint violation. For that, the estimated stochastic violation measure  $\tilde{\mathcal{S}}\mathcal{V}$  simply corresponds to the fraction of samples in  $\mathcal{S}$ , for which the constraints are violated.

The rest of the section is focused on describing the critical Step 4 in DDS-OPF. To guide intuition, we use computations on the `pglib_opf_case73_ieee_rts` test-case in the OPF Power Grid Library [17]. This case has 73 buses, 120 lines and 51 loads. We assume that  $\mathbb{P}_\omega$  is a uniform distribution within a box, i.e., for each load  $i \in \mathcal{B}$  we have  $\mu_i^p(\omega) \sim \mathcal{U}[-0.03P_i, 0.03P_i]$  and  $\mu_i^q(\omega) \sim \mathcal{U}[-0.03Q_i, 0.03Q_i]$ , where  $\mathcal{U}$  denotes the uniform distribution, and  $P_i, Q_i$  are the rated active and reactive demands.

Table I shows the performance of the vanilla scenario approach where randomly drawn samples are included in the set  $\Omega_N$ . Note that non-trivial number of violations are

TABLE I. FEASIBILITY ON 1,000 OUT-OF-SAMPLE SCENARIOS FOR DDS-OPF WITH RANDOMLY SAMPLED  $\Omega_N$  WITH  $K = 10$

$ \Omega_N  - 1$	1	10	20	30	50
$P_{vio}^{1000}$	100%	59.5%	25.0%	32.3%	12.2%

still obtained despite 50 scenarios. This high sample requirement prevents tractability for realistic test-cases. To improve over random sampling, our proposed *scenario construction* in Step 4 includes 2 key sub-steps:

- (a) *PF-aware scenario selection:* We use prioritization metrics to down-select *dominant* scenarios.

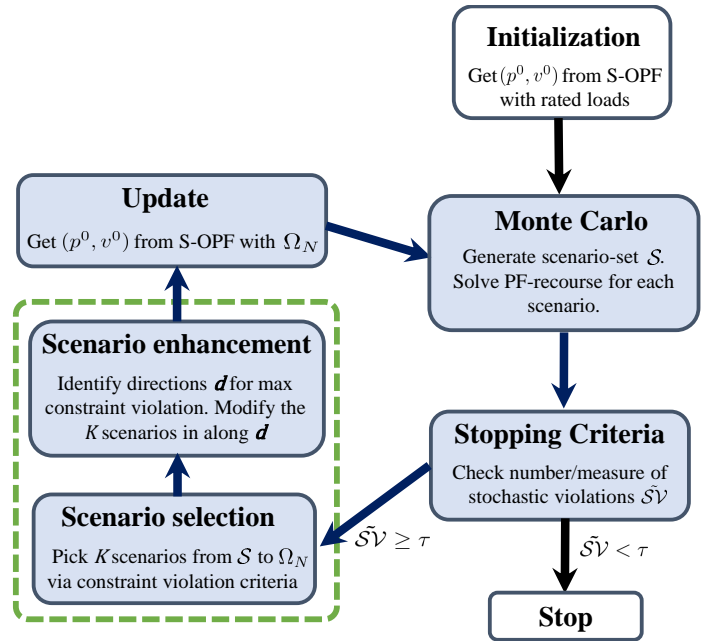


Fig. 1. Schematic of **DDS-OPF**. The scenario construction sub-steps are highlighted within the green box.

- (b) *Data-driven scenario enhancement:* For scenarios selected in (a), we identify critical directions that maximize their effect on S-OPF, and modify them (stretch or squeeze) along these directions before adding to  $\Omega_N$ .

A schematic representation of our overall approach is shown in Fig. 1. In what follows, we describe in detail, the motivation and important features of scenario construction sub-steps and use the 73-bus test system to demonstrate improvements.

#### A. PF-aware scenario selection

A random scenario, that is already feasible for the current solution  $(p^0, v^0)$ , is less likely to be effective for feasibility improvement than a scenario that has multiple constraint violations during recourse. We use information about constraint violations to sub-select a small number of *dominant* scenarios from set  $\mathcal{S}$  in Step 2 to add to the scenario set  $\Omega_N$ . Fortunately, the infeasible scenarios and their corresponding constraint violations are already acquired while validating the performance of  $(p^0, v^0)$  in Step 3.

1) *Dominant scenario selection:* We consider three different prioritization criteria:

- *Maximum violation (MV).* Scenarios having the largest constraint violation, measured relative to bound value.
- *Number of constraints (NC).* Scenarios violating the maximum number of constraints.
- *Hybrid.* Scenarios that have the highest  $weight_s = \frac{MV_s}{\max_{s' \in \mathcal{S}} MV_{s'}} + \frac{NC_s}{\max_{s' \in \mathcal{S}} NC_{s'}}$ , where  $MV_s$  is the largest violation of a constraint, and  $NC_s$  is the number of constraints violated, by scenario  $s$ .

We avoid selecting a new scenario that violates the same set of constraints as a previously selected (dominating) scenario.

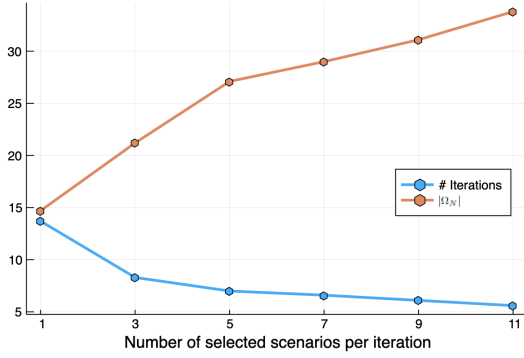


Fig. 2. Number of iterations and final size of  $\Omega_N$  when the algorithm has converged for different choices for  $K$ , number of selected scenarios per iteration, for the 73 bus system. These are average numbers out of 10 runs of DDS-OPF.

Such avoidance ensures that a greater proportion of constraint violations are represented in  $\Omega_N$ .

2) *Batch size selection*: While the prioritization criteria rank the scenarios according to their dominance, the number of samples  $K$  that are added back to  $\Omega_N$  still needs to be decided and can have a significant impact on overall efficiency. When  $K$  is too small the total number of iterations can be large since we are adding very little information to the problem in each iteration. On the other hand, when  $K$  is too large, the size of the resulting S-OPF can quickly make it intractable. Through multiple numerical experiments, we confirm that a batch size of 5 provides the right trade-off across a variety of test cases.

3) *Results for 73-bus case*: We use dominant scenario selection in DDS-OPF with  $S = 1000$ ,  $K = 5$  and  $\tau = 0$  and show the results in Table II. Compared to the results for the

TABLE II. FEASIBILITY ON 1,000 OUT-OF-SAMPLE SCENARIOS FOR DDS-OPF WITH SCENARIO SELECTION WITH  $K = 5$ .

Policy	# Iterations	$ \Omega_N $	$P_{vio}^{1000}$
MV	5	20	0.1 %
NC	7	28	0 %
Hybrid	8	29	0 %

random sampling in Table I, we have significantly improved performance for each of the three proposed criteria. Indeed, at most 29 scenarios are able to reduce the number of infeasible scenarios to almost zero on out-of-sample testing. Figure 2 shows how the number of iterations and total scenario size  $\Omega_N$  changes for various choices of  $K$ , justifying our choice of  $K = 5$ . Note that the number of final scenarios is often less than  $\#iterations * K + 1$ , since in each iteration, only one of multiple scenarios that violate the same set of constraints, is added to  $\Omega_N$ . In other words, some iterations observe less than  $K$  distinct sets of violated constraints. This feature is analogous to observations in [18], [19] on sparse set of active constraints in OPF.

### B. Data-driven scenario enhancement

Note that while Section III-A allows us to select scenarios through prioritization metrics, we do not modify the generated

scenarios. In this section, we present data-driven enhancements to selected scenarios before adding them to  $\Omega_N$ , that make our approach more efficient and amenable for large test-cases. Based on preliminary tests on multiple cases, we observe that violations of a given constraint are primarily caused by a small subset of load fluctuations. Further, there are certain *critical directions* for these load fluctuations that maximize violation. We now describe our method to identify these subset of loads and the critical directions, and a procedure to enhance the selected scenarios along these critical directions to make them more effective in enforcing feasibility.

1) *Identifying critical components and directions*: Our approach to critical component identification relies on regularized linear regression [20], as described next. Consider selected scenario  $t = (\mu^p(t), \mu^q(t))$  that we intend to enhance. Let  $\mathcal{C}_t$  be the set of constraints violated by  $t$  during recourse. For each  $c \in \mathcal{C}_t$ , let  $\mathcal{S}_c$  be the set of random samples that violate it, with relative violation  $u_c^s$  for sample  $s = (\mu^p(s), \mu^q(s))$ . We approximate a sparse linear map between the active and reactive loads fluctuations in buses  $\mathcal{B}$ , and violation for constraint  $c \in \mathcal{C}_t$ . The critical components and directions are identified via the vector  $d_c$ , computed as follows:

$$d_c = \arg \min_d \sum_{s \in \mathcal{S}_c} \left( u_c^s - \left( d_0 + \sum_{\substack{i \in \mathcal{B} \\ r=(p,q)}} d_i^r \mu_i^r(s) \right) \right)^2 + \lambda \|d\|_1.$$

Here  $\lambda > 0$  is a regularization coefficient used with the  $\ell_1$  norm to promote sparse solutions. This is an unconstrained convex optimization problem that can be easily solved, including in parallel for each selected scenario  $t$  and constraint  $c$ .

2) *Scenario enhancement*: Using the critical directions identified, we describe the scenario enhancement procedure for the special case when the uncertainty is a uniform distribution over a box. There are variations possible for other distributions, which we do not pursue in the paper. The enhancement operation for scenario  $t$  is given below:

$$\begin{aligned} &\forall i \in \mathcal{B}, r = (p, q), \\ &\text{if } |d_i^r| < \tau_2 \text{ then } \mu_i^r(t) \leftarrow \mu_i^r(t) \\ &\text{else } \mu_i^r(t) \leftarrow \begin{cases} \overline{\mu}_i^r & \text{if } d_i^r > \tau_2. \\ \underline{\mu}_i^r & \text{if } d_i^r < -\tau_2 \end{cases} \end{aligned}$$

where  $\tau_2 > 0$  is a positive threshold.

Note that the enhancement step changes entries in scenario  $t$  to their maximum or minimum values, based on the sign of non-trivial entries in  $d_c$ . This is done as the signs in  $d_c$  reflect positive or negative directions to maximize violation. In settings where the maximum values of  $\mu_i^p, \mu_i^q$  are not known, one can change it by a factor of the current entries (akin to a gradient based change). In this paper, we use  $\tau_2 = 1e - 4$  for our simulations. By increasing the threshold  $\tau_2$ , the changes in  $t$  can be made more sparse.

3) *Results for 73-bus case*: In addition to scenario selection of Section III-A, we now use the scenario enhancement technique on the 73-bus test case. The results are presented in

TABLE III. FEASIBILITY ON 1,000 OUT-OF-SAMPLE SCENARIOS FOR DDS-OPF WITH SCENARIO SELECTION & SCENARIO ENHANCEMENT WITH  $K = 5$ .

Policy	# Iterations	$ \Omega_N $	$P_{vio}^{1000}$
MV	1	6	0 %
NC	2	11	0 %
Hybrid	2	11	0 %

Table III. We observe that addition of scenario enhancement significantly reduces (more than 60%) the number of samples necessary for convergence of DDS-OPF. The combined impact of scenario selection and scenario enhancement steps over random sampling is evident from comparisons with Table I. Using at most 11 optimized scenarios, our proposed method is able to bring down infeasibility in out-of sample testing from 50% to 0.

### C. Monte-Carlo step, Confidence bounds, and Scaling

In this section, we provide a theoretical confidence bound on the quality of the solution obtained from DDS-OPF based on the stopping criterion  $\tau$  employed in step 3. The proof relies on an application of the Hoeffding inequality [20] and is omitted due to space considerations.

**Theorem 1.** *Suppose that for all nominal power flow solutions in  $\Gamma_{OPF}$  and for all  $\omega \in \Omega$ , the stochastic violation measure satisfies  $|SV(\cdot)| \leq M$ . Then the solution  $(p^0, v^0)$  obtained from DDS-OPF with stopping criterion  $\tau$  and sample size  $S$  satisfies*

$$\mathbb{P}_\omega \left( SV \left( PF(p_g^0, v^0, \omega; \alpha), \Gamma_{OPF}; \mathbb{P}_\omega \right) < \tau + \alpha S^{-1/2} \right) > 1 - \delta, \quad \text{where } \alpha = \sqrt{2M \log(1/\delta)}.$$

Theorem 1 shows how the stopping criterion translates to the quality of solution. A critical advantage of DDS-OPF is the Monte-Carlo-in-the-loop step 2. This is different from the vanilla scenario approach, where the random samples drawn from  $\mathbb{P}_\omega$  are incorporated into S-OPF. In contrast, in DDS-OPF the samples used in step 2 to evaluate the current solution  $p^0, v^0$  are *independent* from the samples used in the prior iteration to obtain  $p^0, v^0$  (step 5 or step 1 if first iteration). This results in fast convergence rates obtained via Theorem 1.

In all our experiments in Section IV, we choose  $S = 1000$  and  $\tau = 0$  with  $SV =$  probability of violation. Since the probability is always smaller than 1, we have  $M = 1$ . By applying Theorem 1, we can guarantee with confidence 95%, that all solutions obtained in this paper satisfy the joint chance constraints with probability 99%.

The Monte-Carlo step involves solving a series of power flows. Since the loading conditions resulting from uncertainty are still in the vicinity of the nominal load, warm-start methods can be used to solve a large number of power flows quickly. Further, this easily lends itself to parallelization, resulting in even further reduction in computation time. As a result, most of the computational complexity of DDS-OPF lies in solving the resulting S-OPF in step 5.

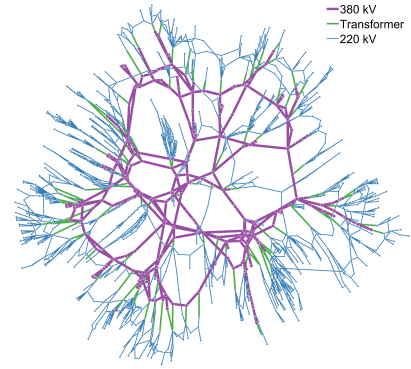


Fig. 3. Topology of test case 1354\_pegase.

## IV. NUMERICAL EXPERIMENTS

In this section, we benchmark the DDS-OPF by detailed numerical experiments on a number of test cases in the IEEE PES PGLib-OPF benchmark library.

### A. Test cases and Experiment set up

We consider four different test cases, 24\_ieee, 73\_ieee, 118\_ieee and 1354\_pegase. The details of the test cases are shown in Table IV. For the first three (smaller) test cases, we assume that all active and reactive loads have a uniform 3% fluctuation around their nominal value. For the 1354\_pegase test case, we assume that the real and reactive powers of the 211 out of the 673 loads that are situated at end-buses fluctuate uniformly by 2% of their nominal value. These buses often correspond to connections to distribution/sub-transmission, where the consumers and distributed energy resources responsible for the uncertainty are situated. The network is illustrated in Fig. 3. From Table IV, it is clear that the recourse with the base-case solution can lead to infeasibility for an extremely high number of load fluctuations ( $> 85\%$ ).

We remark here that the level of uncertainty chosen is quite large; increasing the uncertainty further from the given values makes a large percentage of loading conditions infeasible for the basic OPF, let alone the stochastic OPF. For DDS-OPF, we choose  $S = 1000$ ,  $K = 5$  and  $\tau = 0$  with empirical probability of violation  $\tilde{SV}$ .

TABLE IV. TEST CASE DETAILS

Test case	24_ieee	73_ieee	118_ieee	1354_pegase
# Buses	24	73	118	1,354
# Generators	33	99	54	260
# Lines	38	120	186	1,991
# Loads	17	51	99	673
# Fluctuations	17	51	99	211
Base cost	6.34e4	1.90e5	9.72e4	1.26e6
Base $P_{vio}^{1000}$	87.5 %	100%	100%	100%

### B. Performance trends

Table V shows the results of applying DDS-OPF on the different test cases.

1) *Scenario size*: We see that DDS-OPF has excellent performance for all test cases in terms of number of iterations ( $\#It$ ) and final number of samples ( $|\Omega_N|$ ).  $|\Omega_N|$  grows very slowly with network size, from 7 on the 24 bus system to only 31 on the 1354 bus system. This demonstrates that DDS-OPF has very favorable scaling properties, and can be scaled to even larger systems.

2) *Cost*: While the scenario enhancement procedure introduced in Section III-B helps quickly obtain a secure solution, worsening the scenarios can potentially increase the cost. However, we see by comparing the cost between Table IV and Table V that in all the cases the increase in cost from the deterministic (and unsafe) solution is small with  $\sim 2\%$  for the 24 bus system to  $\sim 0.2\%$  for the 1354 bus system. The larger, more realistic system, possesses more flexibility to handle uncertainty in a more economic way, as expected.

TABLE V. OVERALL PERFORMANCE TRENDS OF DDS-OPF

Test case	Policy	# It	$ \Omega_N $	$P_{vio}^{1000}$	Cost
24_ieee	MV	3	7	0 %	6.502e4
73_ieee	MV	1	6	0 %	1.948e5
118_ieee	Hybrid	3	14	0 %	9.802e4
1354_pegase	MV	6	31	0.1 %	1.263e6

### C. A detailed study on the 1354\_pegase test case

We present detailed numerical experiments for different variants of DDS-OPF on the 1354 bus system. Table VI shows the results for different choices of prioritization rule.

1) *Effect of prioritization rule*: With any prioritization rule, DDS-OPF finds an excellent solution with a maximum of 31 scenarios in the final S-OPF. All resulting costs are similar, and within 0.2% of the base case cost.

2) *Different stochastic violation measures*: The Monte Carlo in-the-loop method employed by DDS-OPF grants it the flexibility to handle a variety of stochastic violation measures. Table VI shows two such violation measure, the *probability of violation* and *maximum magnitude of violation* in an out of sample testing with 1000 samples. This translates into confidence guarantees in the sense of Theorem 1. As an example by using Theorem 1, we can guarantee that the solution obtained using *MV* for constraint selection, satisfies a chance constraint with probability of violation  $< 1.1\%$ . Similarly, we can guarantee that in the face of uncertainty, the solution has a maximum constraint violation of 3.26%. The second guarantee uses a very conservative maximum violation bound of  $M = 10$ . Both the above statements carry a confidence of 95%.

## V. CONCLUSION AND FUTURE DIRECTIONS

This paper describes a principled iterative data-driven approach for stochastic AC-OPF under general probabilistic constraints. The non-linear and non-convex equations in AC-OPF make random sampling or scenario reduction approaches impractical for large test cases, due to their large sample requirement. Our data-driven algorithm is able to overcome

TABLE VI. RESULTS OF THE ITERATIVE APPROACH ON 1354\_PEGASE.

Policy	# It	$ \Omega_N $	$P_{vio}^{1000}$	Max. Viol.	Cost ( $\times 1e6$ )
Base	-	1	100 %	17.3 %	1.2620
MV	6	31	0.1 %	0.06 %	1.2633
NC	6	31	2.3 %	0.34 %	1.2633
Hybrid	8	31	0.1 %	0.04 %	1.2634

that by a novel 2-step process for ‘dominant’ scenario design/construction that involves: (a) scenario selection based on constraint violations, and (b) scenario enhancement by regularized linear regression. Through system-level intuition, theoretical bounds, and finally numerical verification on multiple test cases, we demonstrate that our data-driven algorithm is able to provide feasible solutions to stochastic AC-OPF using far lower scenarios than conventional schemes. For example, our method uses only 31 constructed samples to provide a feasible solution for the 1354\_pegase test case, that satisfies chance constraints with  $< 1.1\%$  violation probability.

This work naturally leads to multiple extensions. First, we want to parallelize the steps (scenario enhancement, Monte Carlo checks) and include warm-starts in our algorithm to achieve its true computational benchmark. While the current work operates on box-uncertainty sets for sampling and scenario enhancement, efficient data-driven efforts for general (non-parametric) uncertainty sets is another direction for exploration. Finally we plan to analyze extensions of our approach to related and computationally challenging problems on resilient network design and stochastic unit commitment.

## REFERENCES

- [1] L. Roald and G. Andersson, “Chance-constrained ac optimal power flow: Reformulations and efficient algorithms,” *IEEE Transactions on Power Systems*, vol. 33, no. 3, pp. 2906–2918, 2017.
- [2] T. Mühlpfordt, L. Roald, V. Hagemeyer, T. Faulwasser, and S. Misra, “Chance-constrained ac optimal power flow—a polynomial chaos approach,” *IEEE Transactions on Power Systems*, 2019.
- [3] B. Stott, J. Jardim, and O. Alsaç, “Dc power flow revisited,” *IEEE Transactions on Power Systems*, vol. 24, no. 3, pp. 1290–1300, 2009.
- [4] D. Deka, S. Backhaus, and M. Chertkov, “Structure learning in power distribution networks,” *IEEE Transactions on Control of Network Systems*, vol. 5, no. 3, pp. 1061–1074, 2017.
- [5] A. Lorca and X. Sun, “The Adaptive Robust Multi-Period Alternating Current Optimal Power Flow Problem,” *IEEE Trans. on Pwr. Sys.*, vol. 33, no. 2, pp. 1993–2003, 2018.
- [6] D. Molzahn and L. Roald, “Towards an AC Optimal Power Flow Algorithm with Robust Feasibility Guarantees,” in *20th Power Sys. Comp. Conf.*, Dublin, 2018.
- [7] A. Venzke, L. Halilbasic, U. Markovic, G. Hug, and S. Chatzivasileiadis, “Convex relaxations of chance constrained AC optimal power flow,” *IEEE Trans. on Pwr. Sys.*, vol. 33, no. 3, pp. 2829–2841, 5 2018.
- [8] T. Mühlpfordt, L. Roald, V. Hagemeyer, T. Faulwasser, and S. Misra, “Chance-constrained AC optimal power flow – A polynomial chaos approach,” *IEEE Trans. on Pwr. Sys.*, pp. 1–1, 2019.
- [9] E. Dall’Anese, K. Baker, and T. Summers, “Chance-constrained ac optimal power flow for distribution systems with renewables,” *IEEE Transactions on Power Systems*, vol. 32, no. 5, pp. 3427–3438, 2017.
- [10] G. C. Calafiore and M. C. Campi, “The scenario approach to robust control design,” *IEEE Transactions on Automatic Control*, vol. 51, no. 5, pp. 742–753, 2006.

- [11] M. Vrakopoulou, K. Margellos, J. Lygeros, and G. Andersson, "A probabilistic framework for reserve scheduling and security assessment of systems with high wind power penetration," *IEEE Transactions on Power Systems*, vol. 28, no. 4, pp. 3885–3896, 2013.
- [12] S. Mashayekh, M. Stadler, G. Cardoso, M. Heleno, S. C. Madathil, H. Nagarajan, R. Bent, M. Mueller-Stoffels, X. Lu, and J. Wang, "Security-constrained design of isolated multi-energy microgrids," *IEEE Transactions on Power Systems*, vol. 33, no. 3, pp. 2452–2462, 2017.
- [13] L. Roald, F. Oldewurtel, T. Krause, and G. Andersson, "Analytical reformulation of security constrained optimal power flow with probabilistic constraints," in *2013 IEEE Grenoble Conference*. IEEE, 2013, pp. 1–6.
- [14] D. Bienstock, M. Chertkov, and S. Harnett, "Chance-constrained optimal power flow: Risk-aware network control under uncertainty," *Siam Review*, vol. 56, no. 3, pp. 461–495, 2014.
- [15] L. Roald, S. Misra, M. Chertkov, and G. Andersson, "Optimal power flow with weighted chance constraints and general policies for generation control," in *2015 54th IEEE conference on decision and control (CDC)*. IEEE, 2015, pp. 6927–6933.
- [16] J. Dupačová, N. Gröwe-Kuska, and W. Römisch, "Scenario reduction in stochastic programming," *Mathematical programming*, vol. 95, no. 3, pp. 493–511, 2003.
- [17] S. Babaeinejadsarookolae, A. Birchfield, R. D. Christie, C. Coffrin, C. DeMarco, R. Diao, M. Ferris, S. Fliscounakis, S. Greene, R. Huang *et al.*, "The power grid library for benchmarking ac optimal power flow algorithms," *arXiv preprint arXiv:1908.02788*, 2019.
- [18] Y. Ng, S. Misra, L. A. Roald, and S. Backhaus, "Statistical learning for dc optimal power flow," in *2018 Power Systems Computation Conference (PSCC)*. IEEE, 2018, pp. 1–7.
- [19] D. Deka and S. Misra, "Learning for dc-opf: Classifying active sets using neural nets," in *2019 IEEE Milan PowerTech*, 2019, pp. 1–6.
- [20] M. J. Wainwright, M. I. Jordan *et al.*, "Graphical models, exponential families, and variational inference," *Foundations and Trends® in Machine Learning*, vol. 1, no. 1–2, pp. 1–305, 2008.