

Introduction to $SU(2)$ recoupling theory and graphical methods for loop quantum gravity

Ilkka Mäkinen

Faculty of Physics, University of Warsaw
Pasteura 5, 02-093 Warsaw, Poland

Abstract. We present an introduction to $SU(2)$ recoupling theory, focusing on those aspects of the topic which are useful for practical calculations in loop quantum gravity. In particular, we give a self-contained presentation of the powerful graphical formalism, which is an indispensable tool for performing computations in the spin network basis of loop quantum gravity. The use of the graphical techniques in loop quantum gravity is illustrated by several detailed example calculations. Plenty of exercises are included for the benefit of the ambitious student.

Contents

Introduction	1
1 Representations of $SU(2)$	3
1.1 Fundamental representation	3
1.2 The angular momentum operator	5
1.3 Spin- j representation	7
Exercises	11
2 Theory of intertwiners	13
2.1 Clebsch–Gordan coefficients	13
2.2 The $3j$ -symbol	15
2.3 Three-valent intertwiners	16
2.4 Intertwiners of higher valence	18
2.5 $6j$ - and $9j$ -symbols	19
2.6 Intertwiners in the symmetric tensor product representation	21
Exercises	23
3 The graphical method	25
3.1 Elements of the graphical formalism	25
3.2 Intertwiners in graphical form	30
3.3 The fundamental theorem of graphical calculus	32
Exercises	39
4 Examples from loop quantum gravity	41
4.1 The kinematical structure of loop quantum gravity	41
4.2 Volume operator	45
4.3 Euclidean operator	49
4.4 Curvature operator	52
Exercises	56
Bibliography	61

arXiv:1910.06821v2 [gr-qc] 18 Oct 2019

Introduction

The quantum degrees of freedom of the discrete, quantized spatial geometries of loop quantum gravity are encoded in intertwiners, or invariant tensors of $SU(2)$. Since these intertwiners are likely to be prominently featured in virtually any calculation in loop quantum gravity, a good practical knowledge of $SU(2)$ recoupling theory is essential for being able to perform calculations in the theory. An indispensable technical tool for carrying out such calculations quickly and efficiently is provided by the graphical formalism of $SU(2)$ recoupling theory. This formalism consists of a diagrammatic notation for the basic elements of $SU(2)$ recoupling theory, together with a set of simple rules according to which diagrams appearing in a graphical calculation can be manipulated.

For a student of loop quantum gravity wishing to become familiar with the graphical techniques of $SU(2)$ recoupling theory (such as the author in the beginning of his PhD studies), it can be difficult to find suitable references from which the subject could be efficiently learned. Information about the topic tends to be scattered around in the literature of quantum angular momentum [20, 24, 25], and in research articles where graphical methods are applied to calculations in loop quantum gravity [29–31, 33, 34, 64], instead of being available in a single, comprehensive reference – especially one written from the perspective of loop quantum gravity.

The goal of these notes is therefore to give an accessible and self-contained presentation of those aspects of $SU(2)$ recoupling theory which are relevant to practical calculations in loop quantum gravity, focusing particularly on the graphical techniques which provide an invaluable tool for dealing with calculations involving the spin network states of the theory. We hope that our presentation can be useful both for students interested in developing a thorough understanding of the graphical calculus of $SU(2)$ as a powerful computational technique in loop quantum gravity, and for researchers looking for a reference in which the definitions and the central results of the graphical formalism are collected in one place, under a single, consistent set of conventions.

A set of notes having the same premise, undoubtedly motivated by similar considerations as the present manuscript, has recently been published by Martin-Dussaud [32]. His notes are written from the point of view of covariant loop quantum gravity, and therefore discuss also the group $SL(2, \mathbb{C})$. In contrast, the document at hand features only the group $SU(2)$, reflecting the author's background in canonical loop quantum gravity.

Our presentation in these notes will be focused entirely on introducing the graphical formalism of $SU(2)$ recoupling theory from the perspective of loop quantum gravity. While we highlight the use of the graphical techniques as an efficient tool for calculations in loop quantum gravity, essentially no discussion of the framework of loop quantum gravity itself will be given. The student of loop quantum gravity should therefore study these notes in connection with learning (or after having learned) the foundations of loop quantum gravity from any of the standard references on the subject. The conceptual and mathematical aspects of the theory are very comprehensively discussed respectively in the books by Rovelli [14] and Thiemann [18]. The elements of loop quantum gravity are also explained in the books [5, 6, 8], the introductory articles [1, 2, 4, 7, 9–11, 17], and in the author's PhD thesis [12], from which most of the material in these notes has been taken. While focusing on different aspects of the topic, all of these references emphasize the canonical formulation of loop quantum gravity. Introductory treatments of covariant (or spin foam) formulation of the theory include the book [16] and the articles [3, 13, 15].

The material in this manuscript is organized as follows. In the first chapter we review some basic facts of $SU(2)$ representation theory, the presentation of this elementary material serving to establish our notation and to make our treatment fully self-contained. In the second chapter, we discuss the theory of intertwiners, or $SU(2)$ invariant tensors. This discussion provides the essential foundations underlying the powerful graphical formalism for $SU(2)$ recoupling theory. The graphical framework itself is introduced in the third chapter, in which we describe the basic elements of the formalism, and derive the rules according to which graphical diagrams can be manipulated, and which therefore elevate the formalism from a mere graphical notation into a graphical calculus. In the fourth chapter, we illustrate the use of the graphical techniques in loop quantum gravity by going through three detailed example calculations. Each chapter includes several exercises, which will help the determined student to test and deepen their understanding of the material. At the end of the manuscript, a collection of useful graphical formulas is given.

The graphical formalism, which constitutes the main subject of these notes, is merely one aspect (even if a very useful one) of the theory of $SU(2)$ as it pertains to loop quantum gravity. Below we give an incomplete list of topics related to $SU(2)$, which are not covered by our presentation, but which nevertheless occupy an important place in the technical toolbox of loop quantum gravity. The list of references accompanying each topic is also likely to be incomplete, due to the author's imperfect knowledge of the literature.

- The different coherent states associated with $SU(2)$: Angular momentum coherent states [38, 39], Livine–Speziale coherent intertwiners [37], and the heat kernel coherent states introduced into loop quantum gravity by Thiemann [35, 36, 40–43].
- The formalism of spinors and twistors [44–47].
- Various lines of research where the machinery of spinors, twistors and coherent states is used to describe and analyze $SU(2)$ intertwiners [48–53].
- Schwinger's oscillator formulation of angular momentum [22] and its uses in loop quantum gravity [54–57].
- Asymptotic properties of the Wigner nj -symbols [59–62] and other objects of $SU(2)$ recoupling theory [58].

The ambitious student can consider this list as a suggestion of topics for further study, after the material presented in these notes has been mastered.

While a significant effort has been made to ensure that the contents of these notes are free from mistakes, the author thinks it is not very probable that his attempts have been perfectly successful. We therefore encourage the reader – especially the reader who wants to apply the formulas given here to their own calculations – to keep an eye out for any typos, incorrect signs, and other mistakes which may have escaped the author's attention.

1 Representations of $SU(2)$

The first chapter of these notes consists of a review of the necessary elements of the representation theory of $SU(2)$. While the material in this chapter is elementary and most of it can be found in any good textbook on quantum mechanics or Lie groups, the chapter nevertheless serves a number of purposes: to establish notation, to make our treatment fully self-contained, and to put forward the author's personal bias for the quantum-mechanical theory of angular momentum, as opposed to the formal machinery of mathematical group theory, as the natural framework for discussing the theory of $SU(2)$ in the context of physics.

1.1 Fundamental representation

A general element of $SU(2)$, the group of unitary 2×2 -matrices with determinant $+1$, has the form

$$g^A_B = \begin{pmatrix} \alpha & \beta \\ -\bar{\beta} & \bar{\alpha} \end{pmatrix} \quad \text{with} \quad |\alpha|^2 + |\beta|^2 = 1. \quad (1.1)$$

The fundamental representation of the group is realized by the action of the matrices g^A_B on two-component vectors of the form

$$v^A = \begin{pmatrix} v^0 \\ v^1 \end{pmatrix}. \quad (1.2)$$

We denote the vector space consisting of such vectors as $\mathcal{H}_{1/2}$. The natural scalar product on $\mathcal{H}_{1/2}$, defined by

$$\langle u|v \rangle = \bar{u}^0 v^0 + \bar{u}^1 v^1, \quad (1.3)$$

is invariant under the action of $SU(2)$. The antisymmetric tensors

$$\epsilon_{AB} = \begin{pmatrix} 0 & 1 \\ -1 & 0 \end{pmatrix}, \quad \epsilon^{AB} = \begin{pmatrix} 0 & 1 \\ -1 & 0 \end{pmatrix} \quad (1.4)$$

are also $SU(2)$ -invariant:

$$\epsilon_{AB} g^A_C g^B_D = \epsilon_{CD} \quad (1.5)$$

and similarly for ϵ^{AB} . By manipulating this relation, one can show that the matrix elements of the inverse matrix g^{-1} are related to those of g by

$$(g^{-1})^A_B = \epsilon^{AC} \epsilon_{BD} g^D_C. \quad (1.6)$$

Since we define both ϵ_{AB} and ϵ^{AB} to have the same numerical value, their contraction gives

$$\epsilon_{AB} \epsilon^{BC} = -\delta^C_A. \quad (1.7)$$

The epsilon tensor can be used for raising and lowering of $SU(2)$ indices. We adopt the convention

$$v^A = \epsilon^{AB} v_B, \quad v_A = v^B \epsilon_{BA}. \quad (1.8)$$

Using ϵ_{AB} , one may also define the invariant antisymmetric product

$$(u|v) = \epsilon_{AB} u^A v^B = u^0 v^1 - u^1 v^0 \quad (1.9)$$

between two vectors in $\mathcal{H}_{1/2}$.

By introducing the Pauli matrices

$$\sigma_x = \begin{pmatrix} 0 & 1 \\ 1 & 0 \end{pmatrix}, \quad \sigma_y = \begin{pmatrix} 0 & -i \\ i & 0 \end{pmatrix}, \quad \sigma_z = \begin{pmatrix} 1 & 0 \\ 0 & -1 \end{pmatrix}, \quad (1.10)$$

a general $SU(2)$ -element can be expressed in terms of an angle α and a unit vector \vec{n} as

$$g(\alpha, \vec{n}) = e^{-i\alpha\vec{n}\cdot\vec{\sigma}/2} = \cos \frac{\alpha}{2} - i \sin \frac{\alpha}{2} (\vec{n} \cdot \vec{\sigma}), \quad (1.11)$$

where the second equality follows from expanding the exponential and observing that $(\vec{n} \cdot \vec{\sigma})^2 = 1$. The parametrization (1.11) makes it particularly clear that elements of $SU(2)$ can be viewed as representing rotations in three-dimensional space. Let us give a geometrical argument to justify this interpretation. Consider the following sequence of infinitesimal rotations:

- Around the x -axis by an infinitesimal angle ϵ ;
- Around the y -axis by another infinitesimal angle ϵ' ;
- Around the x -axis by the angle $-\epsilon$;
- Around the y -axis by the angle $-\epsilon'$.

By elementary geometry it is possible to convince oneself that, at lowest nontrivial order in the angles, the sequence is equivalent to a single rotation around the z -axis by the angle $-\epsilon\epsilon'$.

Suppose that rotations around the coordinate axes are generated by the operators (J_x, J_y, J_z) , so that the operator

$$R_i(\alpha) = e^{-i\alpha J_i} \quad (1.12)$$

gives a rotation by an angle α around the i -axis. Then the rotations involved in the above sequence are given by

$$R_x(\epsilon) = 1 - i\epsilon J_x - \frac{\epsilon^2}{2} J_x^2 + \mathcal{O}(\epsilon^3), \quad (1.13)$$

$$R_y(\epsilon') = 1 - i\epsilon' J_y - \frac{\epsilon'^2}{2} J_y^2 + \mathcal{O}(\epsilon'^3). \quad (1.14)$$

Now a direct calculation shows that the entire sequence is represented by the operator

$$R_y(-\epsilon')R_x(-\epsilon)R_y(\epsilon')R_x(\epsilon) = 1 + \epsilon\epsilon'[J_x, J_y] + \dots \quad (1.15)$$

But this operator is supposed to be $R_z(-\epsilon\epsilon') = 1 + i\epsilon\epsilon'J_z + \dots$, so we conclude that the generators must satisfy $[J_x, J_y] = iJ_z$. By considering cyclic permutations of the coordinate axes, we find the complete commutation relation

$$[J_i, J_j] = i\epsilon_{ij}^k J_k. \quad (1.16)$$

Hence we see that this commutation relation has a direct geometrical significance: it encodes the way in which successive rotations in three-dimensional space are combined.

The Pauli matrices satisfy the commutation relation

$$[\sigma_i, \sigma_j] = 2i\epsilon_{ij}^k \sigma_k, \quad (1.17)$$

which shows that they can be interpreted as generators of rotations by making the identification $J_i = \sigma_i/2$. Under this interpretation, $SU(2)$ elements of the form

$$g_i(\alpha) = e^{-i\alpha\sigma_i/2} \quad (1.18)$$

describe rotations around the coordinate axes. The general element of Eq. (1.11) corresponds to a rotation by the angle α around the direction given by the vector \vec{n} .

1.2 The angular momentum operator

In quantum mechanics, any (Hermitian) vector operator \vec{J} whose components satisfy the commutation relation

$$[J_i, J_j] = i\epsilon_{ij}^k J_k \quad (1.19)$$

is called an angular momentum operator. All components of \vec{J} commute with the squared angular momentum

$$J^2 = J_x^2 + J_y^2 + J_z^2. \quad (1.20)$$

Therefore one can simultaneously diagonalize J^2 and one of the components, conventionally chosen as J_z . Let us write the eigenvalue equations as

$$J^2|\lambda, \mu\rangle = \lambda|\lambda, \mu\rangle, \quad (1.21)$$

$$J_z|\lambda, \mu\rangle = \mu|\lambda, \mu\rangle. \quad (1.22)$$

To derive the solution to the eigenvalue problem, it is useful to define the raising and lowering operators

$$J_{\pm} = J_x \pm iJ_y. \quad (1.23)$$

Their commutators with J^2 and J_z are given by

$$[J^2, J_{\pm}] = 0, \quad [J_z, J_{\pm}] = \pm J_{\pm}. \quad (1.24)$$

These relations imply that the raising and lowering operators indeed raise and lower the eigenvalue of J_z by one, while leaving the eigenvalue of J^2 unchanged:

$$J^2(J_{\pm}|\lambda, \mu\rangle) = \lambda J_{\pm}|\lambda, \mu\rangle, \quad (1.25)$$

$$J_z(J_{\pm}|\lambda, \mu\rangle) = (\mu \pm 1)J_{\pm}|\lambda, \mu\rangle. \quad (1.26)$$

In other words, the states $J_{\pm}|\lambda, \mu\rangle$ must be proportional to $|\lambda, \mu \pm 1\rangle$:

$$J_{\pm}|\lambda, \mu\rangle = A_{\pm}(\lambda, \mu)|\lambda, \mu \pm 1\rangle. \quad (1.27)$$

This shows that if any one of the eigenstates $|\lambda, \mu\rangle$ is known, then all the eigenstates for that value of λ can be derived by repeatedly applying J_+ and J_- .

On the other hand, the inequality

$$\langle\lambda, \mu|J^2 - J_z^2|\lambda, \mu\rangle = \langle\lambda, \mu|J_x^2 + J_y^2|\lambda, \mu\rangle \geq 0 \quad (1.28)$$

implies that the eigenvalue μ is restricted by

$$\mu^2 \leq \lambda. \quad (1.29)$$

This condition can be satisfied only if there exists a maximal eigenvalue μ_{\max} , such that the action of the raising operator on the state $|\lambda, \mu_{\max}\rangle$ does not give a new eigenstate, but instead

$$J_+|\lambda, \mu_{\max}\rangle = 0. \quad (1.30)$$

Similarly, there must exist a minimal eigenvalue μ_{\min} , such that

$$J_-|\lambda, \mu_{\min}\rangle = 0. \quad (1.31)$$

Using the identities

$$J_-J_+ = J^2 - J_z^2 - J_z, \quad (1.32)$$

$$J_+J_- = J^2 - J_z^2 + J_z \quad (1.33)$$

in Eqs. (1.30) and (1.31), one finds the relation

$$\lambda = \mu_{\max}(\mu_{\max} + 1) = -\mu_{\min}(-\mu_{\min} + 1), \quad (1.34)$$

showing that μ_{\max} and μ_{\min} are related to each other by

$$\mu_{\min} = -\mu_{\max}. \quad (1.35)$$

Consider now acting repeatedly with J_- on the state $|\lambda, \mu_{\max}\rangle$. After a certain number of actions, say N , one must arrive at the state $|\lambda, \mu_{\min}\rangle$. Since the eigenvalue μ is lowered by one at each step, the difference $\mu_{\max} - \mu_{\min}$ must be equal to N , giving

$$\mu_{\max} = \frac{N}{2}. \quad (1.36)$$

The eigenvalue λ then is

$$\lambda = \mu_{\max}(\mu_{\max} + 1) = \frac{N}{2} \left(\frac{N}{2} + 1 \right). \quad (1.37)$$

The possible eigenvalues of the operators J^2 and J_z have therefore been determined. The eigenvalue equations (1.21) and (1.22) can be written as

$$J^2|jm\rangle = j(j+1)|jm\rangle, \quad (1.38)$$

$$J_z|jm\rangle = m|jm\rangle, \quad (1.39)$$

where j may be any integer or half-integer, and m ranges from $-j$ to j in steps of 1.

To complete the solution of the eigenvalue problem, it remains to find the coefficients $A_{\pm}(\lambda, \mu) \equiv A_{\pm}(j, m)$ in Eq. (1.27), since this will show how the angular momentum operator acts on the eigenstates $|jm\rangle$. By multiplying the equation with its adjoint, we find

$$|A_{\pm}(j, m)|^2 = \langle jm|J_{\mp}J_{\pm}|jm\rangle = \langle jm|J^2 - J_z^2 \mp J_z|jm\rangle = j(j+1) - m(m \pm 1), \quad (1.40)$$

which determines $A_{\pm}(j, m)$ up to a phase. We will follow the nearly universally adopted Condon–Shortley phase convention, according to which $A_{\pm}(j, m)$ are taken to be real and positive. This leads to

$$J_{\pm}|jm\rangle = \sqrt{j(j+1) - m(m \pm 1)}|j, m \pm 1\rangle. \quad (1.41)$$

1.3 Spin- j representation

The states $|jm\rangle$ with a fixed value of j span the $(2j+1)$ -dimensional vector space \mathcal{H}_j . A general element of \mathcal{H}_j has the form

$$|v\rangle = \sum_m v^m |jm\rangle, \quad (1.42)$$

the index m taking the values $-j, -j+1, \dots, j$. The natural definition

$$\langle u|v\rangle = \sum_m \bar{u}^m v^m \quad (1.43)$$

for a scalar product between elements of \mathcal{H}_j promotes \mathcal{H}_j into a Hilbert space.

The relevance of the space \mathcal{H}_j to $SU(2)$ representation theory is due to the fact that the matrices representing the operators $g = e^{-i\alpha\vec{n}\cdot\vec{J}}$ on \mathcal{H}_j define an irreducible representation of $SU(2)$. These matrices, whose elements are given by

$$D^{(j)m}_n(g) = \langle jm|e^{-i\alpha\vec{n}\cdot\vec{J}}|jn\rangle, \quad (1.44)$$

are known as the Wigner matrices. The great orthogonality theorem of group theory implies that the Wigner matrices satisfy

$$\int dg \overline{D^{(j)m}_n(g)} D^{(j')m'}_{n'}(g) = \frac{1}{d_j} \delta_{jj'} \delta_m^{m'} \delta_n^n, \quad (1.45)$$

where dg is the normalized Haar measure¹ of $SU(2)$, and

$$d_j = 2j + 1 \quad (1.46)$$

is a common shorthand for the dimension of \mathcal{H}_j .

To derive the form of the invariant epsilon tensor in the spin- j representation, we may consider the problem of constructing a state of zero total angular momentum on the tensor product space $\mathcal{H}_j \otimes \mathcal{H}_j$. Suppose that the state

$$|\Psi_0\rangle = \sum_{mn} c_{mn} |jm\rangle |jn\rangle \quad (1.47)$$

satisfies

$$(J^{(1)} + J^{(2)})^2 |\Psi_0\rangle = 0, \quad (1.48)$$

$$(J_z^{(1)} + J_z^{(2)}) |\Psi_0\rangle = 0, \quad (1.49)$$

¹The Haar measure is determined uniquely by the conditions

$$\int dg f(g_0g) = \int dg f(g), \quad \int dg f(gg_0) = \int dg f(g), \quad \int dg = 1, \quad (1.A)$$

where g_0 is an arbitrary, fixed element of $SU(2)$. In the parametrization (1.1),

$$dg = \frac{1}{\pi^2} d(\operatorname{Re} \alpha) d(\operatorname{Im} \alpha) d(\operatorname{Re} \beta) d(\operatorname{Im} \beta) \delta(1 - |\alpha|^2 - |\beta|^2), \quad (1.B)$$

from which formulas for other parametrizations can be derived by making the appropriate change of variables and performing one of the integrals to remove the delta function. For more details, see e.g. [27] or [28].

where each angular momentum operator acts on the corresponding factor of the tensor product; for example, $J^{(1)}$ stands for $J^{(1)} \otimes \mathbb{1}^{(2)}$. This is equivalent to the state being invariant under rotations generated by the total angular momentum $J = J^{(1)} + J^{(2)}$, which in turn implies that the tensor defined by the coefficients c_{mn} is invariant under the action of $SU(2)$ by the matrices $D^{(j)m}_n(g)$.

The eigenvalue equation for the z -component immediately shows that the coefficient $c_{mn} = 0$ unless $n = -m$. Then, requiring that the state

$$|\Psi_0\rangle = \sum_m c_m |jm\rangle |j, -m\rangle \quad (1.50)$$

is annihilated by either one of J_+ or J_- leads to the condition $c_{m+1} = -c_m$. Taken together, the two conditions imply that c_{mn} is proportional to $(-1)^m \delta_{m,-n}$. Defining the tensor $\epsilon_{mn}^{(j)}$ so that $\epsilon_{j,-j}^{(j)} = +1$, we therefore have

$$\epsilon_{mn}^{(j)} = (-1)^{j-m} \delta_{m,-n}, \quad \epsilon^{(j)mn} = (-1)^{j-m} \delta_{m,-n}. \quad (1.51)$$

We see that $\epsilon_{mn}^{(j)}$ satisfies

$$\epsilon_{nm}^{(j)} = (-1)^{2j} \epsilon_{mn}^{(j)} \quad (1.52)$$

and

$$\epsilon_{mm'}^{(j)} \epsilon^{(j)m'n} = (-1)^{2j} \delta_m^n. \quad (1.53)$$

The remaining properties of the epsilon tensor are analogous to those in the fundamental representation. For the matrix elements of the inverse matrix, there holds the relation

$$D^{(j)m}_n(g^{-1}) = \epsilon^{(j)mm'} \epsilon_{nn'}^{(j)} D^{(j)n'}_{m'}(g), \quad (1.54)$$

and indices are raised and lowered according to the convention

$$v^m = \epsilon^{(j)mn} v_n, \quad v_m = v^n \epsilon_{nm}^{(j)}. \quad (1.55)$$

An antisymmetric, $SU(2)$ -invariant product on \mathcal{H}_j can be defined as

$$(u|v) = \epsilon_{mn}^{(j)} u^m v^n = \sum_m (-1)^{j-m} u^m v^{-m}. \quad (1.56)$$

The way in which we introduced the space \mathcal{H}_j does not make it particularly clear how the spin- j representation of $SU(2)$ is related to the fundamental representation. We will now clarify this relation by showing how the states $|jm\rangle$ can be constructed from the states $|+\rangle$ and $|-\rangle$, which span the space $\mathcal{H}_{1/2}$, and are eigenstates of the angular momentum operator on $\mathcal{H}_{1/2}$ with eigenvalues $j = \frac{1}{2}$ and $m = \pm \frac{1}{2}$. To this end, let us consider the state

$$|\Psi_j\rangle = |+\rangle \otimes |+\rangle \otimes \cdots \otimes |+\rangle, \quad (1.57)$$

which is an element of the $2j$ -fold tensor product space $\mathcal{H}_{1/2} \otimes \cdots \otimes \mathcal{H}_{1/2}$. We would like to show that the state $|\Psi_j\rangle$ is an eigenstate of the total angular momentum operator

$$J^{(\text{tot})} = J^{(1)} + J^{(2)} + \cdots + J^{(2j)}, \quad (1.58)$$

where each operator $J^{(i)}$ acts on the i -th factor of the tensor product $\otimes_{i=1}^{2j} \mathcal{H}_{1/2}^{(i)}$, i.e.

$$J^{(i)} \equiv \mathbb{1}^{(1)} \otimes \cdots \otimes \mathbb{1}^{(i-1)} \otimes J^{(i)} \otimes \mathbb{1}^{(i+1)} \otimes \cdots \otimes \mathbb{1}^{(2j)}. \quad (1.59)$$

For the z -component of $J^{(\text{tot})}$, we immediately find

$$J_z^{(\text{tot})}|\Psi_j\rangle = j|\Psi_j\rangle, \quad (1.60)$$

since each state $|+\rangle$ is an eigenstate of the corresponding operator J_z with the eigenvalue $+\frac{1}{2}$. For the square of the total angular momentum, we have

$$(J^{(\text{tot})})^2|\Psi_j\rangle = \left(\sum_i (J^{(i)})^2 + \sum_{i \neq k} \vec{J}^{(i)} \cdot \vec{J}^{(k)} \right) |\Psi_j\rangle. \quad (1.61)$$

The first sum contains $2j$ terms, and in each of them the J^2 acts on the corresponding state $|+\rangle$, producing the eigenvalue $3/4$. To evaluate the cross terms, we note that each of the $2j(2j-1)$ terms in the sum can be written as

$$\vec{J}^{(i)} \cdot \vec{J}^{(k)} = J_z^{(i)} J_z^{(k)} + \frac{1}{2} (J_+^{(i)} J_-^{(k)} + J_-^{(i)} J_+^{(k)}). \quad (1.62)$$

Here the action of the first term on the state $|+\rangle_{(i)}|+\rangle_{(k)}$ gives the eigenvalue $m_i m_k = 1/4$. The action of the other two terms gives zero, because the state $|+\rangle$ is annihilated by the raising operator J_+ . Hence, going back to Eq. (1.61), we conclude that

$$(J^{(\text{tot})})^2|\Psi_j\rangle = j(j+1)|\Psi_j\rangle. \quad (1.63)$$

Together, Eqs. (1.60) and (1.63) show that $|\Psi_j\rangle$ can be identified with the state $|jj\rangle$. That is,

$$|jj\rangle = \underbrace{|+\rangle \otimes |+\rangle \otimes \cdots \otimes |+\rangle}_{2j \text{ times}}. \quad (1.64)$$

The remaining states $|jm\rangle$ can now be constructed by repeatedly acting on Eq. (1.64) with the lowering operator

$$J_-^{(\text{tot})} = J_-^{(1)} + J_-^{(2)} + \cdots + J_-^{(2j)}. \quad (1.65)$$

Recalling Eq. (1.41), we obtain

$$|jm\rangle = \sqrt{\frac{(j+m)!(j-m)!}{(2j)!}} \left(\underbrace{|+\rangle \otimes \cdots \otimes |+\rangle}_{j+m \text{ times}} \otimes \underbrace{|-\rangle \otimes \cdots \otimes |-\rangle}_{j-m \text{ times}} + \text{all permutations} \right). \quad (1.66)$$

In this way we have established a direct relation between the spaces \mathcal{H}_j and $\mathcal{H}_{1/2}$.

In particular, an explicit expression for the matrix elements $D^{(j)m}_n(g)$ can be derived from Eq. (1.66) by using the known action of the matrix g on the states $|+\rangle$ and $|-\rangle$ in $\mathcal{H}_{1/2}$. The derivation is valid not only for elements of $SU(2)$, but extends to elements of the group $SL(2, \mathbb{C})$, which have the form

$$h = \begin{pmatrix} a & b \\ c & d \end{pmatrix}, \quad (1.67)$$

where $\det h = ad - bc = 1$, but the matrix elements are otherwise unrestricted. By replacing the states $|+\rangle$ and $|-\rangle$ on the right-hand side of Eq. (1.66) with

$$h|+\rangle = a|+\rangle + c|-\rangle, \quad (1.68)$$

$$h|-\rangle = b|+\rangle + d|-\rangle, \quad (1.69)$$

one finds, after a somewhat tedious but in principle straightforward calculation,

$$D^{(j)m}_n(h) = \sum_k \frac{\sqrt{(j+m)!(j-m)!(j+n)!(j-n)!}}{k!(j-m-k)!(j+n-k)!(m-n+k)!} a^{j+n-k} b^{m-n+k} c^k d^{j-m-k}, \quad (1.70)$$

where the sum runs over all the values of k for which the argument of every factorial is non-negative.

Note that the right-hand side of Eq. (1.66) is a completely symmetric combination of the states $|+\rangle$ and $|-\rangle$. In other words, the states $|jm\rangle$ given by Eq. (1.66) belong to the completely symmetric subspace of the tensor product space $\mathcal{H}_{1/2} \otimes \cdots \otimes \mathcal{H}_{1/2}$. Indeed, the spin- j representation of $SU(2)$ is often introduced in the literature by defining the space \mathcal{H}_j as the completely symmetrized part of $\mathcal{H}_{1/2} \otimes \cdots \otimes \mathcal{H}_{1/2}$, or equivalently as the space spanned by objects of the form

$$v^{(A_1 \cdots A_{2j})}, \quad (1.71)$$

where the "index" $(A_1 \cdots A_{2j})$ is a completely symmetric combination of the spin-1/2 indices A_i . In other words, only the total number of +’s and -’s among the indices A_1, \dots, A_{2j} is relevant to the value of $(A_1 \cdots A_{2j})$. The relation between the symmetrized index $(A_1 \cdots A_{2j})$ and the magnetic index m used so far in this chapter is given by $m = \frac{1}{2} \sum_i A_i$, where each A_i takes the value + or -. The representation matrix of an $SU(2)$ element g in the space of the vectors (1.71) is defined by

$$D^{(j)(A_1 \cdots A_{2j})}_{(B_1 \cdots B_{2j})}(g) = g^{A_1}_{(B_1} \cdots g^{A_{2j}}_{B_{2j})}, \quad (1.72)$$

with g^A_B the matrix in the fundamental representation.

In practical $SU(2)$ calculations it is almost always more convenient to use the realization of the space \mathcal{H}_j in terms of the magnetic indices m , rather than the symmetric tensor product indices $(A_1 \cdots A_{2j})$. This is especially true when it comes to the graphical techniques of Chapter 3, which are adapted to the magnetic index representation, the corresponding graphical calculus of the symmetric tensor product representation being much more primitive and cumbersome in comparison.

Exercises

1. A general rotation in \mathbb{R}^3 can be decomposed into the following sequence of rotations:

- By an angle α around the z -axis;
- By an angle β around the y -axis of the rotated coordinate system;
- By an angle γ around the z -axis of the rotated coordinate system.

The angles (α, β, γ) are known as the Euler angles.

(a) Show that the corresponding parametrization of a general $SU(2)$ element is given by

$$g(\alpha, \beta, \gamma) = e^{-i\alpha\sigma_z/2} e^{-i\beta\sigma_y/2} e^{-i\gamma\sigma_z/2},$$

where all the rotations refer to the original, unrotated coordinate axes. What are the ranges of the angles α , β and γ ?

(b) The sequence of rotations described by the Euler angles is equivalent to a single rotation by some angle around some axis. Derive an expression for the angle and the axis in terms of the Euler angles.

2. The spherical components of a vector \vec{v} are defined as

$$v^+ = -\frac{1}{\sqrt{2}}(v^x - iv^y), \quad v^0 = v^z, \quad v^- = \frac{1}{\sqrt{2}}(v^x + iv^y).$$

Under a rotation described by a matrix $R \in SO(3)$, the Cartesian components of \vec{v} transform as

$$v^i \rightarrow R^i_j v^j.$$

Show that under the same rotation, the spherical components transform according to the matrix $D^{(1)}(g_R)$, i.e.

$$v^m \rightarrow D^{(1)m}_n(g_R) v^n,$$

where g_R is an $SU(2)$ element corresponding to the rotation.

3. Derive the expression (1.70) for the matrix elements of the Wigner matrices by considering how the state (1.66) transforms under the $SL(2, \mathbb{C})$ transformation (1.68)–(1.69).

4. (a) Check that the measure defined by Eq. (1.B) satisfies the conditions (1.A), and therefore is a correct expression for the Haar measure of $SU(2)$.

(b) Show that when the parametrization of $SU(2)$ in terms of the Euler angles is used, the Haar measure is given by

$$dg = \frac{1}{8\pi^2} d\alpha d\beta d\gamma \sin \beta.$$

5. When the space \mathcal{H}_j is viewed as the completely symmetric part of the $2j$ -fold tensor product $\mathcal{H}_{1/2} \otimes \cdots \otimes \mathcal{H}_{1/2}$, the tensor product space $\mathcal{H}_{j_1} \otimes \mathcal{H}_{j_2}$ consists of objects of the form

$$u^{(A_1 \cdots A_{2j_1})} v^{(B_1 \cdots B_{2j_2})},$$

completely symmetric separately in the two groups of indices.

- (a) Argue that the space $\mathcal{H}_{j_1} \otimes \mathcal{H}_{j_2}$ can be decomposed into invariant subspaces by antisymmetrizing n indices from the group $(A_1 \cdots A_{2j_1})$ with n indices from the group $(B_1 \cdots B_{2j_2})$, and then completely symmetrizing the remaining set of indices.
- (b) Let $w^{A_1 \cdots A_{2j_1} B_1 \cdots B_{2j_2}}$ be a tensor in the subspace where n pairs of indices have been antisymmetrized. Show that the state

$$\sum_{\{A_i\}, \{B_k\}} w^{A_1 \cdots A_{2j_1} B_1 \cdots B_{2j_2}} |A_1\rangle \cdots |A_{2j_1}\rangle |B_1\rangle \cdots |B_{2j_2}\rangle$$

is an eigenstate of the squared total angular momentum

$$J^2 = (J^{(1)} + \cdots + J^{(2j_1)} + J^{(2j_1+1)} + \cdots + J^{(2j_1+2j_2)})^2$$

with eigenvalue $j(j+1)$, where $j = j_1 + j_2 - n$. Here the operator $J^{(i)}$ acts on the i -th factor of the tensor product $\mathcal{H}_{j_1} \otimes \mathcal{H}_{j_2} = (\otimes^{2j_1} \mathcal{H}_{1/2}) \otimes (\otimes^{2j_2} \mathcal{H}_{1/2})$.

- (c) Conclude that the decomposition derived in part (a) is the decomposition

$$\mathcal{H}_{j_1} \otimes \mathcal{H}_{j_2} = \bigoplus_{j=|j_1-j_2|}^{j_1+j_2} \mathcal{H}_j,$$

familiar from the theory of addition of angular momenta.

6. Let \mathcal{P}_j denote the space of polynomials of degree $2j$ depending on a single complex variable. Thus, a general element of \mathcal{P}_j has the form $f^{(j)}(z) = \sum_{k=0}^{2j} c_k z^k$ with $z \in \mathbb{C}$.

- (a) Check that the assignment

$$D^{(j)}(h)f^{(j)}(z) = (bz+d)^{2j} f^{(j)}\left(\frac{az+c}{bz+d}\right), \quad h = \begin{pmatrix} a & b \\ c & d \end{pmatrix} \in SL(2, \mathbb{C})$$

defines a representation of $SL(2, \mathbb{C})$, and consequently of the subgroup $SU(2)$, on the space \mathcal{P}_j .

- (b) Verify that

$$\langle f^{(j)} | g^{(j)} \rangle = \frac{d_j}{\pi} \int \frac{d^2 z}{(1+|z|^2)^{2j+2}} \overline{f^{(j)}(z)} g^{(j)}(z)$$

defines a scalar product on \mathcal{P}_j . Find an orthonormal basis of \mathcal{P}_j under the scalar product given above.

- (c) By studying the action of the $SL(2, \mathbb{C})$ matrices

$$e^{\epsilon J_+} = \begin{pmatrix} 1 & \epsilon \\ 0 & 1 \end{pmatrix}, \quad e^{\epsilon J_0} = \begin{pmatrix} e^{\epsilon/2} & 0 \\ 0 & e^{-\epsilon/2} \end{pmatrix}, \quad e^{\epsilon J_-} = \begin{pmatrix} 1 & 0 \\ \epsilon & 1 \end{pmatrix}$$

on a function $f^{(j)}(z) \in \mathcal{P}_j$, show that the components of the angular momentum operator are represented on \mathcal{P}_j by the differential operators

$$J_+ = -z^2 \frac{d}{dz} + 2jz, \quad J_0 = z \frac{d}{dz} - j, \quad J_- = \frac{d}{dz}.$$

Show that the Cartesian components of \vec{J} are self-adjoint under the scalar product defined in part (b).

2 Theory of intertwiners

Intertwiners, or invariant tensors of $SU(2)$, play a crucial role in loop quantum gravity; they lie at the core of the so-called spin network states, which are loop quantum gravity's basic kinematical states of quantized spatial geometry. In this chapter we introduce the Clebsch–Gordan coefficient and the closely related Wigner $3j$ -symbol, show how the latter serves as the elementary building block from which intertwiners can be constructed, and derive the basic properties of the intertwiners obtained in this way. The material presented in this chapter provides the essential foundations underlying the powerful graphical formalism for calculations in $SU(2)$ recoupling theory, which will be introduced in the next chapter.

2.1 Clebsch–Gordan coefficients

Consider the tensor product space $\mathcal{H}_{j_1} \otimes \mathcal{H}_{j_2}$. An obvious basis on this space is provided by the tensor product states $|j_1 m_1\rangle |j_2 m_2\rangle$, which are eigenstates of the mutually commuting operators

$$(J^{(1)})^2, \quad (J^{(2)})^2, \quad J_z^{(1)}, \quad J_z^{(2)}. \quad (2.1)$$

Another complete set of commuting operators on $\mathcal{H}_{j_1} \otimes \mathcal{H}_{j_2}$ is formed by the operators

$$(J^{(1)})^2, \quad (J^{(2)})^2, \quad (J^{(1)} + J^{(2)})^2, \quad J_z^{(1)} + J_z^{(2)}. \quad (2.2)$$

Let us denote their eigenstates by $|j_1 j_2; j m\rangle$. Since both sets of states span the space $\mathcal{H}_{j_1} \otimes \mathcal{H}_{j_2}$, they must be related to each other by a unitary transformation of the form

$$|j_1 m_1\rangle |j_2 m_2\rangle = \sum_{jm} C^{(j_1 j_2 j)}_{m_1 m_2 m} |j_1 j_2; j m\rangle \quad (2.3)$$

and

$$|j_1 j_2; j m\rangle = \sum_{m_1 m_2} C^{(j_1 j_2 j) m_1 m_2 m} |j_1 m_1\rangle |j_2 m_2\rangle. \quad (2.4)$$

The coefficients in these expansions are known as the Clebsch–Gordan coefficients. In the physics literature, a notation such as $\langle j_1 m_1, j_2 m_2 | j m \rangle$ is normally used for them. The notation adopted here is designed to display the tensorial structure of the Clebsch–Gordan coefficient when interpreted as an $SU(2)$ tensor; see Eq. (2.12) below.

A number of properties satisfied by the Clebsch–Gordan coefficients follow immediately from their definition:

- The coefficient $C^{(j_1 j_2 j)}_{m_1 m_2 m}$ is trivially zero unless the conditions

$$|j_1 - j_2| \leq j \leq j_1 + j_2 \quad \text{and} \quad j_1 + j_2 + j = \text{integer} \quad (2.5)$$

are met. These conditions are referred to as the Clebsch–Gordan conditions, or the triangular conditions, for the spins j_1 , j_2 and j .

- Moreover, $C^{(j_1 j_2 j)}_{m_1 m_2 m} = 0$ whenever $m \neq m_1 + m_2$.

- The orthogonality relations of the Clebsch–Gordan coefficients read

$$\sum_{jm} C^{(j_1 j_2 j)}_{m_1 m_2}{}^m C^{(j_1 j_2 j) m'_1 m'_2}{}_m = \delta_{m'_1}^{m_1} \delta_{m'_2}^{m_2} \quad (2.6)$$

and

$$\sum_{m_1 m_2} C^{(j_1 j_2 j)}_{m_1 m_2}{}^m C^{(j_1 j_2 j') m_1 m_2}{}_{m'} = \delta_{jj'} \delta_{m'}^m. \quad (2.7)$$

The Condon–Shortley phase convention fixes the phases of the Clebsch–Gordan coefficients by requiring that all $C^{(j_1 j_2 j)}_{m_1 m_2}{}^m$ are real, and $C^{(j_1 j_2 j)}_{j_1, j-j_1}{}^j > 0$; the relative phases between the coefficients for a fixed value of j are determined by the choice already made in Eq. (1.41). Under this convention, the numerical value of the inverse coefficient $C^{(j_1 j_2 j) m_1 m_2}{}_m$ is equal to that of $C^{(j_1 j_2 j)}_{m_1 m_2}{}^m$, and for this reason, $C^{(j_1 j_2 j)}_{m_1 m_2}{}^m$ and $C^{(j_1 j_2 j) m_1 m_2}{}_m$ are usually not distinguished from each other in the physics literature.

Numerical values of the Clebsch–Gordan coefficients can be derived algebraically, using the properties of the raising and lowering operators J_{\pm} (though in practice one would of course look up the coefficients using a tool such as Mathematica). For a given value of the total angular momentum j , one starts with the state of "highest weight" $|j_1 j_2; jj\rangle$, in which the magnetic number is equal to its highest possible value. On grounds of the condition $m_1 + m_2 = m$ for the magnetic numbers in $C^{(j_1 j_2 j)}_{m_1 m_2}{}^m$, this state must have the form

$$|j_1 j_2; jj\rangle = \sum_m c_m |j_1 m\rangle |j_2, j - m\rangle. \quad (2.8)$$

Applying the raising operator $J_+ = J_+^{(1)} + J_+^{(2)}$ now gives

$$\sum_m c_m \left(A_+(j_1, m) |j_1, m + 1\rangle |j_2, j - m\rangle + A_+(j_2, j - m) |j_1 m\rangle |j_2, j - m + 1\rangle \right) = 0, \quad (2.9)$$

where $A_+(j, m)$ is defined by Eq. (1.41). The information contained in Eq. (2.9) is sufficient to fully determine the state $|j_1 j_2; jj\rangle$, since Eq. (2.9) gives $N - 1$ conditions for the N coefficients c_m , and one more condition is obtained by requiring that the state (2.8) is normalized. The state $|j_1 j_2; jj\rangle$ having been found, the remaining states $|j_1 j_2; jm\rangle$ can then be derived by repeatedly applying the lowering operator.

Let us consider the effect of an $SU(2)$ rotation on the equation (2.3). On the left-hand side, the rotation acts as $D^{(j_1)}(g) \otimes D^{(j_2)}(g)$. On the right-hand side, the terms having a given value of j transform among themselves according to the matrix $D^{(j)}(g)$. Thus,

$$D^{(j_1)}(g) |j_1 m_1\rangle D^{(j_2)}(g) |j_2 m_2\rangle = \sum_{jm} C^{(j_1 j_2 j)}_{m_1 m_2}{}^m D^{(j)}(g) |j_1 j_2; jm\rangle. \quad (2.10)$$

Taking the product of this equation with the state $\langle j_1 n_1 | \langle j_2 n_2 |$ and using Eq. (2.3) on the right-hand side, we obtain the so-called Clebsch–Gordan series

$$D^{(j_1) m_1}{}_{n_1}(g) D^{(j_2) m_2}{}_{n_2}(g) = \sum_{jmn} C^{(j_1 j_2 j) m_1 m_2}{}_m C^{(j_1 j_2 j) n_1 n_2}{}^n D^{(j) m}{}_n(g). \quad (2.11)$$

Contracting Eq. (2.11) with a Clebsch–Gordan coefficient and using the orthogonality relation (2.7), we further find

$$D^{(j_1)n_1}_{m_1}(g)D^{(j_2)n_2}_{m_2}(g)C^{(j_1j_2j)}_{n_1n_2}{}^m = C^{(j_1j_2j)}_{m_1m_2}{}^n D^{(j)m}_n(g), \quad (2.12)$$

showing how the Clebsch–Gordan coefficient itself behaves under $SU(2)$ transformations, and justifying the index structure used in the notation $C^{(j_1j_2j)}_{m_1m_2}{}^m$.

2.2 The $3j$ -symbol

The Wigner $3j$ -symbol is defined by lowering the upper index of the Clebsch–Gordan coefficient using the epsilon tensor, and multiplying with a numerical factor (which is inserted in order to optimize the symmetry properties of the resulting object):

$$\begin{aligned} \begin{pmatrix} j_1 & j_2 & j_3 \\ m_1 & m_2 & m_3 \end{pmatrix} &= \frac{1}{\sqrt{d_{j_3}}} (-1)^{j_1-j_2+j_3} C^{(j_1j_2j_3)}_{m_1m_2}{}^n \epsilon_{nm_3}^{(j_3)} \\ &= \frac{1}{\sqrt{d_{j_3}}} (-1)^{j_1-j_2-m_3} C^{(j_1j_2j_3)}_{m_1m_2}{}^{-m_3}. \end{aligned} \quad (2.13)$$

While the $3j$ -symbol is often introduced as a more symmetric version of the Clebsch–Gordan coefficient, its relevance to loop quantum gravity follows from its behaviour under $SU(2)$ transformations. Starting from Eq. (2.12) and recalling Eq. (1.54) for the elements of an inverse Wigner matrix, one can show that the $3j$ -symbol is invariant under the action of $SU(2)$:

$$D^{(j_1)m_1}_{n_1}(g)D^{(j_2)m_2}_{n_2}(g)D^{(j_3)m_3}_{n_3}(g) \begin{pmatrix} j_1 & j_2 & j_3 \\ m_1 & m_2 & m_3 \end{pmatrix} = \begin{pmatrix} j_1 & j_2 & j_3 \\ n_1 & n_2 & n_3 \end{pmatrix}. \quad (2.14)$$

In the language of angular momentum, the Clebsch–Gordan coefficient couples two angular momenta j_1 and j_2 to a total angular momentum j , whereas the $3j$ -symbol couples the three angular momenta j_1 , j_2 and j_3 to total angular momentum zero. The $SU(2)$ invariance of the $3j$ -symbol implies that the state

$$|\Psi_0\rangle = \sum_{m_1m_2m_3} \begin{pmatrix} j_1 & j_2 & j_3 \\ m_1 & m_2 & m_3 \end{pmatrix} |j_1m_1\rangle |j_2m_2\rangle |j_3m_3\rangle \quad (2.15)$$

is rotationally invariant, and hence is an eigenstate of the total angular momentum operator $J^{(1)} + J^{(2)} + J^{(3)}$ with eigenvalue zero.

The basic properties of the $3j$ -symbol follow from the corresponding properties of the Clebsch–Gordan coefficients:

- The value of the $3j$ -symbol can be non-zero only if the triangular conditions

$$|j_1 - j_2| \leq j \leq j_1 + j_2 \quad \text{and} \quad j_1 + j_2 + j = \text{integer} \quad (2.16)$$

as well as the condition

$$m_1 + m_2 + m_3 = 0 \quad (2.17)$$

are satisfied.

- The $3j$ -symbol satisfies the orthogonality relations

$$\sum_{m_1 m_2} \begin{pmatrix} j_1 & j_2 & j \\ m_1 & m_2 & m \end{pmatrix} \begin{pmatrix} j_1 & j_2 & j' \\ m_1 & m_2 & m' \end{pmatrix} = \frac{1}{d_j} \delta_{jj'} \delta_m^{m'} \quad (2.18)$$

and

$$\sum_{jm} d_j \begin{pmatrix} j_1 & j_2 & j \\ m_1 & m_2 & m \end{pmatrix} \begin{pmatrix} j_1 & j_2 & j \\ m'_1 & m'_2 & m \end{pmatrix} = \delta_{m_1}^{m'_1} \delta_{m_2}^{m'_2}. \quad (2.19)$$

When the Condon–Shortley phase convention is followed, the $3j$ -symbol is real-valued, and possesses several convenient symmetry properties. Interchanging any two columns in the symbol produces the factor $(-1)^{j_1+j_2+j_3}$; for example,

$$\begin{pmatrix} j_2 & j_1 & j_3 \\ m_2 & m_1 & m_3 \end{pmatrix} = (-1)^{j_1+j_2+j_3} \begin{pmatrix} j_1 & j_2 & j_3 \\ m_1 & m_2 & m_3 \end{pmatrix}. \quad (2.20)$$

This implies in particular that the symbol is invariant under cyclic permutations of its columns. The same phase factor results from reversing the sign of all the magnetic numbers:

$$\begin{pmatrix} j_1 & j_2 & j_3 \\ -m_1 & -m_2 & -m_3 \end{pmatrix} = (-1)^{j_1+j_2+j_3} \begin{pmatrix} j_1 & j_2 & j_3 \\ m_1 & m_2 & m_3 \end{pmatrix}. \quad (2.21)$$

The definition of the Clebsch–Gordan coefficient immediately implies that the coefficient $C^{(j_0j)}_{m_0}{}^n$ is equal to δ_m^n . Using this in Eq. (2.13), we find that when one of the angular momenta in the $3j$ -symbol is zero, the $3j$ -symbol reduces to the epsilon tensor:

$$\begin{pmatrix} j & j' & 0 \\ m & n & 0 \end{pmatrix} = \delta_{jj'} \frac{1}{\sqrt{d_j}} \epsilon_{mn}^{(j)}. \quad (2.22)$$

Further properties of the $3j$ -symbol, relations satisfied by it, and explicit expressions for its values in particular cases can be found in any of the standard references on angular momentum theory. The most comprehensive source of such information is the encyclopedic collection of formulas by Varshalovich, Moskalev and Khersonskii [24].

2.3 Three-valent intertwiners

Intertwiners, or invariant tensors of $SU(2)$, play a crucial role in loop quantum gravity as a central ingredient of the so-called spin network states. Eq. (2.14) shows that the $3j$ -symbol can be interpreted as such an invariant tensor. To emphasize the tensorial character of the $3j$ -symbol, we introduce the notation

$$\iota_{m_1 m_2 m_3} = \begin{pmatrix} j_1 & j_2 & j_3 \\ m_1 & m_2 & m_3 \end{pmatrix}. \quad (2.23)$$

Whenever we want to indicate explicitly the spins entering the $3j$ -symbol, the notation $\iota_{m_1 m_2 m_3}^{(j_1 j_2 j_3)}$ will be used for the tensor (2.23). The $3j$ -symbol is in fact (up to normalization) the only three-valent invariant tensor with indices in three given representations j_1 , j_2 and j_3 . Therefore the $3j$ -symbol alone spans the one-dimensional space of three-valent intertwiners, denoted by $\text{Inv}(\mathcal{H}_{j_1} \otimes \mathcal{H}_{j_2} \otimes \mathcal{H}_{j_3})$.

By using epsilon to raise an index of the tensor (2.23), we obtain the tensor

$$\iota_{m_2 m_3}^{m_1} = \epsilon^{(j_1) m_1 m} \iota_{m m_2 m_3}, \quad (2.24)$$

which spans the intertwiner space $\text{Inv}(\mathcal{H}_{j_1}^* \otimes \mathcal{H}_{j_2} \otimes \mathcal{H}_{j_3})$. Up to a numerical factor, the tensor $\iota^{m_1}_{m_2 m_3}$ is equal to the Clebsch–Gordan coefficient $C^{(j_2 j_3 j_1)}_{m_2 m_3}{}^{m_1}$. Elements of a space such as $\text{Inv}(\mathcal{H}_{j_1}^* \otimes \mathcal{H}_{j_2} \otimes \mathcal{H}_{j_3})$ are invariant under the action of $SU(2)$ in the sense of Eq. (2.12), i.e. when a matrix $D^{(j)}(g)$ acts on each lower index of the tensor, while an inverse matrix $D^{(j)}(g^{-1})$ acts on each upper index.

The symmetry relation Eq. (2.21) and the condition $m_1 + m_2 + m_3 = 0$ imply that the tensor

$$\iota^{m_1 m_2 m_3} = \epsilon^{(j_1) m_1 n_1} \epsilon^{(j_2) m_2 n_2} \epsilon^{(j_3) m_3 n_3} \iota_{n_1 n_2 n_3}, \quad (2.25)$$

obtained by raising all the indices of $\iota_{m_1 m_2 m_3}$, is numerically equal to $\iota_{m_1 m_2 m_3}$. The orthogonality relation (2.18) then shows that the three-valent intertwiner defined by Eq. (2.23) is normalized:

$$\iota^{m_1 m_2 m_3} \iota_{m_1 m_2 m_3} = 1. \quad (2.26)$$

The $SU(2)$ generator $\tau_i^{(j)}$, defined in the spin- j representation as

$$(\tau_i^{(j)})^m_n = -i \langle jm | J_i | jn \rangle, \quad (2.27)$$

can be interpreted as a three-valent intertwiner between the representations j , 1 and j . This follows from the Wigner–Eckart theorem, which states that the matrix elements of a spherical tensor operator² $T_m^{(j)}$ satisfy

$$\langle j_1 m_1 | T_m^{(j)} | j_2 m_2 \rangle = (j_1 || T^{(j)} || j_2) C^{(j_2 j j_1)}_{m_2 m}{}^{m_1}, \quad (2.28)$$

where the so-called reduced matrix element $(j_1 || T^{(j)} || j_2)$ is independent of the magnetic numbers; the dependence on m_1 , m_2 and m is given by the Clebsch–Gordan coefficient independently of the operator $T_m^{(j)}$. In Eq. (2.27), the vector operator J_i is a spherical tensor operator of rank 1; therefore the matrix elements of the generators are proportional to the Clebsch–Gordan coefficient $C^{(j 1 j)}_{n_1}{}^m$. The coefficient of proportionality can be determined by contracting the equation with itself, using the orthogonality of the Clebsch–Gordan coefficient on one side, and

$$\text{Tr}(\tau_i^{(j)} \tau^{(j)i}) = - \sum_m \langle jm | J_x^2 + J_y^2 + J_z^2 | jm \rangle = -j(j+1)(2j+1) \quad (2.29)$$

on the other side. In this way one finds

$$(\tau_i^{(j)})^m_n = -i \sqrt{j(j+1)} C^{(j 1 j)}_{ni}{}^m. \quad (2.30)$$

Another familiar object which can be expressed in terms of a three-valent intertwiner is the antisymmetric symbol ϵ_{ijk} . Since the $3j$ -symbol with $j_1 = j_2 = j_3 = 1$ is completely antisymmetric in its indices due to the symmetry relation (2.20), one might think that ϵ_{ijk} is directly proportional to the $3j$ -symbol:

$$\epsilon_{ijk} = -\sqrt{6} \begin{pmatrix} 1 & 1 & 1 \\ i & j & k \end{pmatrix}. \quad (2.31)$$

²A spherical tensor operator of rank j is an operator whose $2j+1$ components $T_m^{(j)}$ ($m = -j, \dots, j$) transform under $SU(2)$ rotations in the same way as the states $|jm\rangle$. That is,

$$U(g) T_m^{(j)} U^\dagger(g) = \sum_n D^{(j)n}_m(g) T_n^{(j)}, \quad (2.A)$$

where $U(g)$ is the unitary operator representing the rotation on the Hilbert space in which $T^{(j)}$ acts.

While this is a valid numerical relation, some care should be taken when using it, since the indices of ϵ_{ijk} usually refer to the Cartesian basis, in which an index takes the values $i = x, y, z$, whereas the indices of the $3j$ -symbol take the values $m = +1, 0, -1$, and hence refer to the so-called spherical basis. (Strictly speaking, the index i in Eq. (2.30) should also be interpreted as a spherical index, not a Cartesian index.) The components of a vector with respect to the spherical basis are defined in terms of the Cartesian components by³

$$v^+ = -\frac{1}{\sqrt{2}}(v^x - iv^y), \quad v^0 = v^z, \quad v^- = \frac{1}{\sqrt{2}}(v^x + iv^y). \quad (2.32)$$

Now one can verify by direct calculation that a triple product of the form $\epsilon_{ijk}u^i v^j w^k$, where the indices i, j, k refer to the Cartesian basis, is equal to $-i\epsilon_{\lambda\mu\nu}u^\lambda v^\mu w^\nu$, where λ, μ, ν refer to the spherical basis, and the antisymmetric symbol in the spherical basis is defined so that $\epsilon_{10-1} = +1$. Therefore the correct way to express the triple product in terms of the $3j$ -symbol is given by

$$\epsilon_{ijk}u^i v^j w^k = i\sqrt{6} \begin{pmatrix} 1 & 1 & 1 \\ \lambda & \mu & \nu \end{pmatrix} u^\lambda v^\mu w^\nu. \quad (2.33)$$

2.4 Intertwiners of higher valence

The invariant tensors $\iota_{m_1 m_2 m_3}$ and $\epsilon_{mn}^{(j)}$ are the basic building blocks out of which intertwiners of higher valence can be constructed. For example, by using epsilon to contract two three-valent intertwiners on one index, we obtain the four-valent intertwiner

$$\begin{aligned} (\iota_{12}^{(k)})_{m_1 m_2 m_3 m_4} &= \begin{pmatrix} j_1 & j_2 & k \\ m_1 & m_2 & m \end{pmatrix} \epsilon^{(k)mn} \begin{pmatrix} k & j_3 & j_4 \\ n & m_3 & m_4 \end{pmatrix} \\ &= \sum_m (-1)^{k-m} \begin{pmatrix} j_1 & j_2 & k \\ m_1 & m_2 & m \end{pmatrix} \begin{pmatrix} k & j_3 & j_4 \\ -m & m_3 & m_4 \end{pmatrix}. \end{aligned} \quad (2.34)$$

The invariance of $\iota_{m_1 m_2 m_3}$ and $\epsilon_{mn}^{(j)}$ implies that the intertwiner (2.34) is invariant under the action of $SU(2)$ on its indices:

$$D^{(j_1)m_1}_{n_1}(g) D^{(j_2)m_2}_{n_2}(g) D^{(j_3)m_3}_{n_3}(g) D^{(j_4)m_4}_{n_4}(g) (\iota_{12}^{(k)})_{m_1 m_2 m_3 m_4} = (\iota_{12}^{(k)})_{n_1 n_2 n_3 n_4}. \quad (2.35)$$

When the internal spin k ranges over all the values allowed by the Clebsch–Gordan conditions, the tensors (2.34) span the intertwiner space $\text{Inv}(\mathcal{H}_{j_1} \otimes \mathcal{H}_{j_2} \otimes \mathcal{H}_{j_3} \otimes \mathcal{H}_{j_4})$. Using the orthogonality relation of the $3j$ -symbols, one finds

$$\langle \iota_{12}^{(k)} | \iota_{12}^{(k')} \rangle = (\iota_{12}^{(k)})_{m_1 m_2 m_3 m_4} (\iota_{12}^{(k')})_{m_1 m_2 m_3 m_4} = \frac{1}{d_k} \delta_{kk'}, \quad (2.36)$$

showing that the basis given by the intertwiners (2.34) is orthogonal but not normalized. To obtain normalized intertwiners, Eq. (2.34) should be multiplied by $\sqrt{d_k}$.

³Under a rotation described by a matrix $R \in SO(3)$, the Cartesian components of a vector \vec{v} transform as $v^i \rightarrow R^i_j v^j$. Under the same rotation, the spherical components defined by Eq. (2.32) transform according to $v^m \rightarrow D^{(1)m}_n(g_R) v^n$, where g_R is an $SU(2)$ element corresponding to the rotation R . Thus the spherical components of a vector are a special case of the definition of a spherical tensor given in the previous footnote.

Another basis on the four-valent intertwiner space is provided by the intertwiners

$$\binom{(l)}{\iota_{13}}_{m_1 m_2 m_3 m_4} = \begin{pmatrix} j_1 & j_3 & l \\ m_1 & m_3 & m \end{pmatrix} \epsilon^{(l)mn} \begin{pmatrix} l & j_2 & j_4 \\ n & m_2 & m_4 \end{pmatrix}, \quad (2.37)$$

in which the spins j_1 and j_3 have been coupled to the internal spin. The change of basis between the bases (2.34) and (2.37) will be discussed in section 2.5.

Intertwiners of arbitrarily high valence can evidently be derived by continuing to attach three-valent intertwiners to each other by contraction with epsilon. An N -valent intertwiner constructed according to this scheme has the form

$$\begin{aligned} \binom{(k_1 \dots k_{N-2})}{\iota_{m_1 \dots m_N}} &= \begin{pmatrix} j_1 & j_2 & k_1 \\ m_1 & m_2 & \mu_1 \end{pmatrix} \epsilon^{(k_1)\mu_1\nu_1} \begin{pmatrix} k_1 & j_3 & k_2 \\ \nu_1 & m_3 & \mu_2 \end{pmatrix} \epsilon^{(k_2)\mu_2\nu_2} \dots \\ &\dots \begin{pmatrix} k_{N-3} & j_{N-2} & k_{N-2} \\ \nu_{N-3} & m_{N-2} & \mu_{N-2} \end{pmatrix} \epsilon^{(k_{N-2})\mu_{N-2}\nu_{N-2}} \begin{pmatrix} k_{N-2} & j_{N-1} & j_N \\ \nu_{N-2} & m_{N-1} & m_N \end{pmatrix}. \end{aligned} \quad (2.38)$$

It is labeled by $N - 2$ internal spins, which determine the eigenvalues of the operators $(J^{(1)} + J^{(2)})^2, (J^{(1)} + J^{(2)} + J^{(3)})^2, \dots, (J^{(1)} + \dots + J^{(N-2)})^2$. The intertwiner (2.38) is not normalized; to normalize it, it should be multiplied by $\sqrt{d_{k_1}} \dots \sqrt{d_{k_{N-2}}}$. Just as in the three-valent case, the intertwiner $\binom{(k_1 \dots k_{N-2})}{\iota_{m_1 \dots m_N}}$, obtained by raising all the indices of the intertwiner (2.38) by means of the epsilon tensor, is numerically equal to $\binom{(k_1 \dots k_{N-2})}{\iota_{m_1 \dots m_N}}$.

A useful fact of the N -valent intertwiner space concerns the integral

$$I^{(j_1 \dots j_N)} = \int dg D^{(j_1)}(g) \dots D^{(j_N)}(g). \quad (2.39)$$

The invariance and normalization of the Haar measure imply that the integral is invariant under the action of $SU(2)$, and satisfies $(I^{(j_1 \dots j_N)})^2 = I^{(j_1 \dots j_N)}$. Therefore $I^{(j_1 \dots j_N)}$, viewed as an operator on $\mathcal{H}_{j_1} \otimes \dots \otimes \mathcal{H}_{j_N}$, must be the projection operator onto the $SU(2)$ invariant subspace of $\mathcal{H}_{j_1} \otimes \dots \otimes \mathcal{H}_{j_N}$, i.e. onto the intertwiner space $\text{Inv}(\mathcal{H}_{j_1} \otimes \dots \otimes \mathcal{H}_{j_N})$. Hence the integral can be expressed as $I^{(j_1 \dots j_N)} = \sum_{\iota} |\iota\rangle\langle\iota|$, or

$$\int dg D^{(j_1)m_1}_{n_1}(g) \dots D^{(j_N)m_N}_{n_N}(g) = \sum_{\iota} \overline{\iota^{m_1 \dots m_N}} \iota_{n_1 \dots n_N}, \quad (2.40)$$

where the sum runs over any orthonormal basis of $\text{Inv}(\mathcal{H}_{j_1} \otimes \dots \otimes \mathcal{H}_{j_N})$; in general the basis may be complex-valued, although the basis given by the intertwiners (2.38) is always real.

2.5 $6j$ - and $9j$ -symbols

The intertwiners (2.34) and (2.37) provide two inequivalent bases of the four-valent intertwiner space. One basis is expressed in terms of the other by the relation

$$|\binom{(l)}{\iota_{13}}\rangle = \sum_k d_k (-1)^{j_2 + j_3 + k + l} \begin{Bmatrix} j_1 & j_2 & k \\ j_4 & j_3 & l \end{Bmatrix} |\binom{(k)}{\iota_{12}}\rangle, \quad (2.41)$$

where the object with curly brackets is the Wigner $6j$ -symbol. From Eq. (2.41) one can derive the expression

$$\left\{ \begin{matrix} j_1 & j_2 & j_3 \\ k_1 & k_2 & k_3 \end{matrix} \right\} = (\iota^{(j_1 j_2 j_3)})_{m_1 m_2 m_3} (\iota^{(j_1 k_2 k_3)})_{m_1 n_3}^{n_2} (\iota^{(k_1 j_2 k_3)})_{n_1 m_2}^{n_3} (\iota^{(k_1 k_2 j_3)})_{n_2 m_3}^{n_1} \quad (2.42)$$

for the $6j$ -symbol as a contraction of four three-valent intertwiners. This shows that the $6j$ -symbol vanishes unless the triples of spins indicated by

$$\left\{ \begin{matrix} \circ & \circ & \circ \\ \circ & \circ & \circ \end{matrix} \right\} \quad \left\{ \begin{matrix} \circ & \circ & \circ \\ \circ & \circ & \circ \end{matrix} \right\} \quad \left\{ \begin{matrix} \circ & \circ & \circ \\ \circ & \circ & \circ \end{matrix} \right\} \quad \left\{ \begin{matrix} \circ & \circ & \circ \\ \circ & \circ & \circ \end{matrix} \right\} \quad (2.43)$$

satisfy the Clebsch–Gordan conditions. Furthermore, orthogonality of the states (2.41) for different values of l implies that the $6j$ -symbol satisfies the orthogonality relation

$$\sum_x d_x \left\{ \begin{matrix} j_1 & j_2 & x \\ j_3 & j_4 & k \end{matrix} \right\} \left\{ \begin{matrix} j_1 & j_2 & x \\ j_3 & j_4 & l \end{matrix} \right\} = \frac{1}{d_k} \delta_{kl}. \quad (2.44)$$

Symmetry properties of the $6j$ -symbol can be derived from Eq. (2.42), though they are more easily seen using the graphical representation of the symbol, which will be introduced in the next chapter. The value of the $6j$ -symbol is unchanged by any permutation of its columns:

$$\left\{ \begin{matrix} j_1 & j_2 & j_3 \\ k_1 & k_2 & k_3 \end{matrix} \right\} = \left\{ \begin{matrix} j_1 & j_3 & j_2 \\ k_1 & k_3 & k_2 \end{matrix} \right\} = \left\{ \begin{matrix} j_2 & j_3 & j_1 \\ k_2 & k_3 & k_1 \end{matrix} \right\}, \quad \text{etc.} \quad (2.45)$$

and by interchanging the upper and lower spins simultaneously in any two columns:

$$\left\{ \begin{matrix} j_1 & j_2 & j_3 \\ k_1 & k_2 & k_3 \end{matrix} \right\} = \left\{ \begin{matrix} j_1 & k_2 & k_3 \\ k_1 & j_2 & j_3 \end{matrix} \right\}, \quad \text{etc.} \quad (2.46)$$

The Wigner $9j$ -symbol arises when changes of basis between five-valent intertwiners are performed. Two different bases in the intertwiner space $\text{Inv}(\mathcal{H}_{j_1} \otimes \cdots \otimes \mathcal{H}_{j_5})$ are provided by the intertwiners

$$(\iota_{12}^{(k_{12} k_{34})})_{m_1 \dots m_5} = (\iota^{(j_1 j_2 k_{12})})_{m_1 m_2}^{n_{12}} (\iota^{(j_3 j_4 k_{34})})_{m_3 m_4}^{n_{34}} (\iota^{(k_{12} k_{34} j_5)})_{n_{12} n_{34} m_5} \quad (2.47)$$

and

$$(\iota_{13}^{(l_{13} l_{24})})_{m_1 \dots m_5} = (\iota^{(j_1 j_3 l_{13})})_{m_1 m_3}^{n_{13}} (\iota^{(j_2 j_4 l_{24})})_{m_2 m_4}^{n_{24}} (\iota^{(l_{13} l_{24} j_5)})_{n_{13} n_{24} m_5}. \quad (2.48)$$

Elements of one basis are expanded in the other basis as

$$|\iota_{13}^{(l_{13} l_{24})}\rangle = \sum_{k_{12} k_{34}} d_{k_{12}} d_{k_{34}} \left\{ \begin{matrix} j_1 & j_2 & k_{12} \\ j_3 & j_4 & k_{34} \\ l_{13} & l_{24} & j_5 \end{matrix} \right\} |\iota_{12}^{(k_{12} k_{34})}\rangle, \quad (2.49)$$

where the $9j$ -symbol appears on the right-hand side. From this definition it follows that the $6j$ -symbol is given by a contraction of six three-valent intertwiners as

$$\left\{ \begin{matrix} j_1 & j_2 & j_3 \\ k_1 & k_2 & k_3 \\ l_1 & l_2 & l_3 \end{matrix} \right\} = (\iota^{(j_1 j_2 j_3)})_{m_1 m_2 m_3} (\iota^{(k_1 k_2 k_3)})_{n_1 n_2 n_3} (\iota^{(l_1 l_2 l_3)})_{\mu_1 \mu_2 \mu_3} \\ \times (\iota^{(j_1 k_1 l_1)})^{m_1 n_1 \mu_1} (\iota^{(j_2 k_2 l_2)})^{m_2 n_2 \mu_2} (\iota^{(j_3 k_3 l_3)})^{m_3 n_3 \mu_3}. \quad (2.50)$$

Hence the $9j$ -symbol can have a non-zero value only if the Clebsch–Gordan conditions are satisfied by the spins in each row and each column.

The $9j$ -symbol possesses a high degree of symmetry. Transposing the array of spins in the symbol preserves its value:

$$\begin{Bmatrix} j_1 & k_1 & l_1 \\ j_2 & k_2 & l_2 \\ j_3 & k_3 & l_3 \end{Bmatrix} = \begin{Bmatrix} j_1 & j_2 & j_3 \\ k_1 & k_2 & k_3 \\ l_1 & l_2 & l_3 \end{Bmatrix}. \quad (2.51)$$

Moreover, interchanging any rows or any two columns produces a sign factor:

$$\begin{Bmatrix} j_1 & j_2 & j_3 \\ k_1 & k_2 & k_3 \\ l_1 & l_2 & l_3 \end{Bmatrix} = (-1)^S \begin{Bmatrix} j_2 & j_1 & j_3 \\ k_2 & k_1 & k_3 \\ l_2 & l_1 & l_3 \end{Bmatrix} = (-1)^S \begin{Bmatrix} k_1 & k_2 & k_3 \\ j_1 & j_2 & j_3 \\ l_1 & l_2 & l_3 \end{Bmatrix}, \quad \text{etc.} \quad (2.52)$$

where

$$S = j_1 + j_2 + j_3 + k_1 + k_2 + k_3 + l_1 + l_2 + l_3. \quad (2.53)$$

These symmetry relations again become the most transparent when the $9j$ -symbol is expressed in graphical form. A large number of further properties satisfied by the $6j$ - and $9j$ -symbols can be found in any of the standard references, such as [24].

2.6 Intertwiners in the symmetric tensor product representation

When the representation of the space \mathcal{H}_j as a completely symmetrized tensor product of the spaces $\mathcal{H}_{1/2}$ is used, intertwiners can be expressed directly in terms of the fundamental invariant tensor ϵ_{AB} , which is the only invariant tensor available in the space $\mathcal{H}_{1/2}$. The basic three-valent intertwiner

$${}^{\iota}(A_1 \cdots A_{2j_1})(B_1 \cdots B_{2j_2})(C_1 \cdots C_{2j_3}), \quad (2.54)$$

out of which higher intertwiners can be derived, must be constructed from the object

$$\epsilon_{A_1 B_1} \cdots \epsilon_{A_a B_a} \epsilon_{B_{a+1} C_1} \cdots \epsilon_{B_{a+b} C_b} \epsilon_{C_{b+1} A_{a+1}} \cdots \epsilon_{C_{b+c} A_{a+c}}, \quad (2.55)$$

which is the only possible combination of epsilons with the correct index structure. The requirement that the total number of A , B and C indices is respectively $2j_1$, $2j_2$ and $2j_3$ determines the numbers a , b and c as

$$a = j_1 + j_2 - j_3, \quad b = j_2 + j_3 - j_1, \quad c = j_3 + j_1 - j_2. \quad (2.56)$$

The three-valent intertwiner (2.54) is then obtained from the expression (2.55) by symmetrizing each group of indices. This gives

$${}^{\iota}(A_1 \cdots A_{2j_1})(B_1 \cdots B_{2j_2})(C_1 \cdots C_{2j_3}) = N_{j_1 j_2 j_3} I_{(A_1 \cdots A_{2j_1})(B_1 \cdots B_{2j_2})(C_1 \cdots C_{2j_3})}, \quad (2.57)$$

where

$$I_{A_1 \cdots A_{2j_1} B_1 \cdots B_{2j_2} C_1 \cdots C_{2j_3}} = \epsilon_{A_1 B_1} \cdots \epsilon_{A_a B_a} \epsilon_{B_{a+1} C_1} \cdots \epsilon_{B_{a+b} C_b} \epsilon_{C_{b+1} A_{a+1}} \cdots \epsilon_{C_{b+c} A_{a+c}}, \quad (2.58)$$

and the normalization factor is

$$N_{j_1 j_2 j_3} = \sqrt{\frac{(2j_1)!(2j_2)!(2j_3)!}{(j_1 + j_2 + j_3 + 1)!(j_1 + j_2 - j_3)!(j_2 + j_3 - j_1)!(j_3 + j_1 - j_2)!}}. \quad (2.59)$$

The three-valent intertwiner having been found, intertwiners of higher valence can be constructed by contracting several three-valent intertwiners, in the same way as in Eqs. (2.34) and (2.38). For example, a four-valent intertwiner is given by

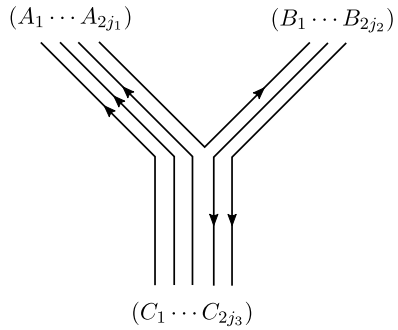
$$\iota_{(A_1 \cdots A_{2j_1}) \cdots (D_1 \cdots D_{2j_4})}^{(k)} = \sqrt{d_k} \iota_{(A_1 \cdots A_{2j_1})(B_1 \cdots B_{2j_2})(E_1 \cdots E_{2k})} \iota_{(C_1 \cdots C_{2j_3})(D_1 \cdots D_{2j_4})}^{(E_1 \cdots E_{2k})}, \quad (2.60)$$

where the spin-1/2 indices are raised with ϵ^{AB} according to the convention (1.8), and the factor $\sqrt{d_k}$ is inserted for normalization.

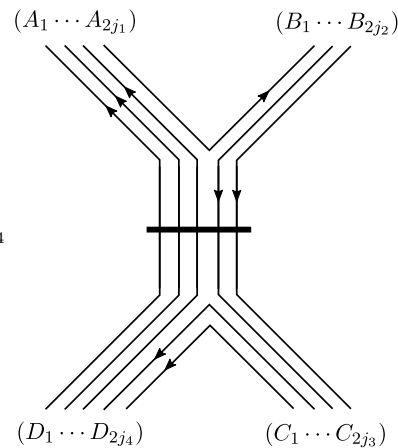
Intertwiners in the symmetric tensor product representation can be expressed graphically by introducing a primitive graphical notation, in which

- ϵ_{AB} or ϵ^{AB} is represented by a line with an arrow pointing from index A to B ;
- $\delta_B^A = \epsilon^{AC} \epsilon_{BC}$ is represented by a line with no arrow;
- Contraction of an index is represented by connecting two lines at the contracted index.

Then we can write the intertwiner (2.57) in the form

$$\iota_{(A_1 \cdots A_{2j_1})(B_1 \cdots B_{2j_2})(C_1 \cdots C_{2j_3})} = N_{j_1 j_2 j_3} \quad (2.61)$$


where each external group of lines is understood to be completely symmetrized. Similarly, the four-valent intertwiner (2.60) is given by

$$\iota_{(A_1 \cdots A_{2j_1}) \cdots (D_1 \cdots D_{2j_4})}^{(k)} = \sqrt{d_k} N_{j_1 j_2 k} N_{k j_3 j_4} \quad (2.62)$$


where we draw the horizontal bar to indicate a complete symmetrization of the internal group of lines.

Exercises

1. Verify that the N -valent intertwiner (2.38) is invariant under the action of $SU(2)$ on its indices.
2. Calculate the scalar product between two intertwiners of the form (2.38).
3. Show that

$$D^{(j_1)m_1}_{n_1}(g^{-1}) \cdots D^{(j_M)m_M}_{n_M}(g^{-1}) D^{(j_{M+1})n_{M+1}}_{m_{M+1}}(g) \cdots \\ \cdots D^{(j_N)n_N}_{m_N}(g) \iota^{n_1 \cdots n_M}_{n_{M+1} \cdots n_N} = \iota^{m_1 \cdots m_M}_{m_{M+1} \cdots m_N}$$

where $\iota^{n_1 \cdots n_M}_{n_{M+1} \cdots n_N}$ is obtained by raising some indices of an N -valent intertwiner $\iota_{n_1 \cdots n_N}$ with the epsilon tensor.

4. Prove the Wigner–Eckart theorem for the matrix elements of a spherical tensor operator by studying how the object

$$T^{m_1}_{mm_2} \equiv \langle j_1 m_1 | T_m^{(j)} | j_2 m_2 \rangle$$

transforms under the action of $SU(2)$ on its indices, and concluding that $T^{m_1}_{mm_2}$ must be an element of the intertwiner space $\text{Inv}(\mathcal{H}_{j_1}^* \otimes \mathcal{H}_j \otimes \mathcal{H}_{j_2})$.

5. Show that the Clebsch–Gordan coefficients satisfy the recursion relation

$$A_{\pm}(j, m) C^{(j_1 j_2 j)}_{m_1 m_2}{}^{m \pm 1} \\ = A_{\mp}(j_1, m_1) C^{(j_1 j_2 j)}_{m_1 \mp 1, m_2}{}^m + A_{\mp}(j_2, m_2) C^{(j_1 j_2 j)}_{m_1, m_2 \mp 1}{}^m,$$

where $A_{\pm}(j, m) = \sqrt{j(j+1) - m(m \pm 1)}$.

6. Show that the definition of a spherical tensor operator given by Eq. (2.A) is equivalent to the components of the operator satisfying the commutation relations

$$[J_{\pm}, T_m^{(j)}] = \sqrt{j(j+1) - m(m \pm 1)} T_{m \pm 1}^{(j)}, \\ [J_z, T_m^{(j)}] = m T_m^{(j)}.$$

7. Give an alternative proof of the Wigner–Eckart theorem by using the results of the previous two problems to show that the reduced matrix element defined by the equation

$$\langle j_1 m_1 | T_m^{(j)} | j_2 m_2 \rangle = \langle j_1 || T^{(j)} || j_2 \rangle C^{(j_2 j j_1)}_{m_2 m}{}^{m_1}$$

is independent of m_1 , m_2 and m .

8. Consider the coupling of three angular momenta j_1 , j_2 and j_3 into a total angular momentum characterized by the quantum numbers j and m . This can be done in the following two inequivalent ways:

- First j_1 and j_2 are coupled to an intermediate angular momentum k_{12} ; then k_{12} and j_3 are coupled to produce the total angular momentum.
- First j_2 and j_3 are coupled to an intermediate angular momentum k_{23} ; then k_{23} and j_1 are coupled to produce the total angular momentum.

Show that the states obtained from the two coupling schemes are related to each other by

$$|j_1 j_2 j_3(k_{23}); jm\rangle = \sum_{k_{12}} \sqrt{d_{k_{12}} d_{k_{23}}} \begin{Bmatrix} j_1 & j_2 & k_{12} \\ j_3 & j & k_{23} \end{Bmatrix} |j_1 j_2(k_{12}) j_3; jm\rangle,$$

taking Eq. (2.41) or Eq. (2.42) as the definition of the $6j$ -symbol.

9. Consider the coupling of four angular momenta j_1, j_2, j_3 and j_4 into a total angular momentum characterized by the quantum numbers j and m . This can be done in the following two inequivalent ways:

- First j_1 and j_2 are coupled to an intermediate angular momentum k_{12} , while j_3 and j_4 are coupled into an intermediate angular momentum k_{34} . Then k_{12} and k_{34} are coupled to produce the total angular momentum.
- First j_1 and j_3 are coupled to an intermediate angular momentum l_{13} , while j_2 and j_4 are coupled into an intermediate angular momentum l_{24} . Then l_{13} and l_{24} are coupled to produce the total angular momentum.

Show that the states obtained from the two coupling schemes are related to each other by

$$\begin{aligned} & |j_1 j_3(l_{13}) j_2 j_4(l_{24}); jm\rangle \\ &= \sum_{k_{12} k_{34}} \sqrt{d_{k_{12}} d_{k_{34}} d_{l_{13}} d_{l_{24}}} \begin{Bmatrix} j_1 & j_2 & k_{12} \\ j_3 & j_4 & k_{34} \\ l_{13} & l_{24} & j \end{Bmatrix} |j_1 j_2(k_{12}) j_3 j_4(k_{34}); jm\rangle, \end{aligned}$$

taking Eq. (2.49) or Eq. (2.50) as the definition of the $9j$ -symbol.

10. Let $T^{(k_1)}$ and $U^{(k_2)}$ be spherical tensor operators of rank k_1 and k_2 .

- (a) Show that the operator defined by

$$[T^{(k_1)} \otimes U^{(k_2)}]_m^{(k)} \equiv \sum_{m_1 m_2} C^{(k_1 k_2 k) m_1 m_2}_m T_{m_1}^{(k_1)} U_{m_2}^{(k_2)}$$

(and referred to as the tensor product of $T^{(k_1)}$ and $U^{(k_2)}$) is a spherical tensor operator of rank k .

- (b) Suppose now that $T^{(k_1)}$ and $U^{(k_2)}$ act on two different Hilbert spaces \mathcal{H}_1 and \mathcal{H}_2 . Show that the reduced matrix elements of the tensor product operator $[T^{(k_1)} \otimes U^{(k_2)}]^{(k)}$ with respect to the coupled basis $|j_1 j_2; jm\rangle$ on $\mathcal{H}_1 \otimes \mathcal{H}_2$ are given in terms of the reduced matrix elements of $T^{(k_1)}$ and $U^{(k_2)}$ by

$$\begin{aligned} & (j_1 j_2; j || [T^{(k_1)} \otimes U^{(k_2)}]^{(k)} || j'_1 j'_2; j') \\ &= \sqrt{d_{j_1} d_{j_2} d_{k_1} d_{k_2} d_k} \begin{Bmatrix} j_1 & j'_1 & k_1 \\ j_2 & j'_2 & k_2 \\ j & j' & k \end{Bmatrix} (j_1 || T^{(k_1)} || j'_1) (j_2 || U^{(k_2)} || j'_2). \end{aligned}$$

11. Use the graphical representation (2.61) to derive the symmetry relations satisfied by the $3j$ -symbol.
12. Determine the value of the normalization factor $N_{j_1 j_2 j_3}$ in Eq. (2.57).

3 The graphical method

The last two chapters of these notes deal with the powerful graphical techniques for calculations in $SU(2)$ recoupling theory. In this chapter we introduce the graphical framework, which on the surface may simply seem to consist of adopting a diagrammatic notation for $SU(2)$ calculations. However, in reality the graphical approach serves a highly efficient computational device, since the visual graphical diagrams are invariably easier to comprehend and simpler to work with than the corresponding non-graphical expressions. In loop quantum gravity, the graphical techniques can be generally used in any calculation involving intertwiners, and we will give several detailed examples of such calculations in the next chapter.

Several closely related but slightly different versions of the graphical formalism can be found in the literature of quantum angular momentum [20,24,25], and in articles in which graphical methods are used for calculations in loop quantum gravity [29–31,33,34,64]. In these circumstances it seems preferable (and it certainly requires less effort) to develop a consistent set of conventions for the graphical formalism on one’s own, using the available references as a guide, rather than trying to ensure that one is in full agreement with the conventions chosen in some previous treatment of the subject. When compared to conventions available in the literature, the conventions adopted in this work match the most closely with those of Brink and Satchler [20], which was the main reference used by the author to learn the graphical techniques in the early stages of his PhD studies.

3.1 Elements of the graphical formalism

The basic elements of the graphical formalism are provided by the graphical representations of the elementary objects of $SU(2)$ representation theory: the delta and epsilon tensors, the $3j$ -symbol, and $SU(2)$ group elements. The properties satisfied by these objects lead to graphical rules according to which diagrams appearing in a graphical calculation can be manipulated.

Delta and epsilon tensors

The unit tensor δ_m^n is represented graphically by a line which carries the indices m and n at its two ends:

$$\delta_m^n = m \overset{j}{\text{-----}} n \quad (3.1)$$

If necessary, the line can be labeled with a spin j to indicate the representation which the indices of δ_m^n refer to.

The invariant tensor $\epsilon_{mn}^{(j)}$ is represented by a line with an arrow pointing from index m to index n :

$$\epsilon_{mn}^{(j)} = m \overset{j}{\text{-----}} \longrightarrow n \quad (3.2)$$

Since tensor $\epsilon^{(j)mn}$ is numerically equal to $\epsilon_{mn}^{(j)}$, it is represented by the same diagram:

$$\epsilon^{(j)mn} = m \overset{j}{\text{-----}} \longrightarrow n \quad (3.3)$$

The magnetic indices in graphical diagrams such as (3.1)–(3.3) are usually not shown explicitly, if leaving them out is not likely to cause any confusion. For example, the indices of the epsilon tensor can be safely omitted, since the direction of the arrow shows which end of the line corresponds to which index of $\epsilon_{mn}^{(j)}$. From now on we will follow this practice and not write out the magnetic indices unless there is a particular reason for doing so.

The relations (1.52) and (1.53) satisfied by the epsilon tensor imply that the arrow behaves according to the rules

$$\overleftarrow{j} = (-1)^{2j} \overrightarrow{j} \quad (3.4)$$

and

$$\overrightarrow{j} = (-1)^{2j} \overleftarrow{j} \quad (3.5)$$

In the second relation we have introduced an important element of the graphical formalism: Contraction of indices is carried out by connecting the ends of the two lines corresponding to the contracted index. Using the first relation, the second relation can be equivalently written as

$$\overrightarrow{j} \overleftarrow{j} = \text{---} \quad (3.6)$$

The $3j$ -symbol

The graphical representation of the $3j$ -symbol is given by three lines connected at a node:

$$\begin{pmatrix} j_1 & j_2 & j_3 \\ m_1 & m_2 & m_3 \end{pmatrix} = \begin{array}{c} j_1 \\ | \\ \bullet \\ / \quad \backslash \\ j_2 \quad j_3 \\ + \end{array} \quad (3.7)$$

The sign at the node encodes the cyclic order of the spins in the symbol, a + sign corresponding to the anticlockwise order of Eq. (3.7), while a – sign corresponds to a clockwise order. Thus,

$$\begin{pmatrix} j_1 & j_3 & j_2 \\ m_1 & m_3 & m_2 \end{pmatrix} = \begin{array}{c} j_1 \\ | \\ \bullet \\ / \quad \backslash \\ j_2 \quad j_3 \\ - \end{array} = \begin{array}{c} j_1 \\ | \\ \bullet \\ / \quad \backslash \\ j_3 \quad j_2 \\ + \end{array} \quad (3.8)$$

Eq. (2.20) then implies that reversing the sign produces the factor $(-1)^{j_1+j_2+j_3}$:

$$\begin{array}{c} j_1 \\ | \\ \bullet \\ / \quad \backslash \\ j_2 \quad j_3 \\ - \end{array} = (-1)^{j_1+j_2+j_3} \begin{array}{c} j_1 \\ | \\ \bullet \\ / \quad \backslash \\ j_2 \quad j_3 \\ + \end{array} \quad (3.9)$$

From Eq. (2.13), which defines the $3j$ -symbol in terms of the Clebsch–Gordan coefficient, we find that the graphical representation of the Clebsch–Gordan coefficient is

$$C^{(j_1 j_2 j)}_{m_1 m_2 m} = (-1)^{j_1 - j_2 - j} \sqrt{d_j} \begin{array}{c} j_1 \\ \diagdown \\ \bullet \\ \diagup \\ j_2 \end{array} \begin{array}{c} j \\ \longrightarrow \end{array} \quad (3.15)$$

Eq. (2.30) then shows that the matrix elements of the $SU(2)$ generators are given by

$$(\tau_i^{(j)})^m_n = iW_j \begin{array}{c} j \quad + \quad j \\ \longrightarrow \bullet \longrightarrow \\ | \\ 1 \end{array} \quad (3.16)$$

where we used the shorthand notation

$$W_j = \sqrt{j(j+1)(2j+1)}. \quad (3.17)$$

To write the triple product $\epsilon_{ijk} u^i v^j w^k$ in graphical form, let us introduce the diagram

$$v^m = \begin{array}{c} 1 \\ \longrightarrow \bullet \\ \circ v \end{array} \quad (3.18)$$

to represent a vector with an index in the $j = 1$ representation. Then, according to Eq. (2.33), the triple product can be expressed graphically as

$$\epsilon_{ijk} u^i v^j w^k = i\sqrt{6} \begin{array}{c} w \\ \diagup \\ \bullet \\ \diagdown \\ v \end{array} \begin{array}{c} 1 \\ \longrightarrow \bullet \\ 1 \end{array} \begin{array}{c} 1 \\ \longrightarrow \bullet \\ u \end{array} \quad (3.19)$$

Group elements

For the matrix elements of the Wigner matrices $D^{(j)}(g)$, we adopt the graphical representation

$$D^{(j)m}_n(g) = m \begin{array}{c} j \\ \longrightarrow \bullet \\ \triangleleft g \end{array} \begin{array}{c} n \\ \longrightarrow \end{array} \quad (3.20)$$

The group multiplication law is expressed graphically as

$$\begin{array}{c} \longrightarrow \bullet \\ \triangleleft g_1 \end{array} \begin{array}{c} \longrightarrow \bullet \\ \triangleleft g_2 \end{array} \begin{array}{c} \longrightarrow \end{array} = \begin{array}{c} \longrightarrow \bullet \\ \triangleleft g_1 g_2 \end{array} \begin{array}{c} \longrightarrow \end{array} \quad (3.21)$$

From Eq. (1.54), we see that that the inverse matrix is given by

$$\text{---} \triangleleft_{g^{-1}} \text{---} = \text{---} \triangleright_g \text{---} \quad (3.22)$$

The orthogonality theorem for the Wigner matrices can be translated into graphical form, if we denote the complex conjugate of the matrix elements by a bar over the group element g inside the triangle in Eq. (3.20). We then have

$$\int dg \begin{array}{c} \text{---} \triangleleft_{\bar{g}} \text{---} \\ \text{---} \triangleright_g \text{---} \end{array} = \delta_{jj'} \frac{1}{d_j} \begin{array}{c} | \\ | \\ | \end{array} \begin{array}{c} | \\ | \\ | \end{array} \quad (3.23)$$

Alternatively, the relation $D^{(j)}(g^\dagger) = D^{(j)}(g^{-1})$ can be used to eliminate the complex conjugate. This leads to

$$\begin{aligned} & \int dg D^{(j)m}_n(g) D^{(j')m'}_{n'}(g) \\ &= \epsilon^{(j)m\mu} \epsilon_{n\nu}^{(j)} \int dg D^{(j)\nu}_\mu(g^{-1}) D^{(j')m'}_{n'}(g) = \delta_{jj'} \frac{1}{d_j} \epsilon^{(j)mm'} \epsilon_{nn'}^{(j)} \end{aligned} \quad (3.24)$$

The corresponding graphical equation is

$$\int dg \begin{array}{c} \text{---} \triangleright_g \text{---} \\ \text{---} \triangleright_g \text{---} \end{array} = \delta_{jj'} \frac{1}{d_j} \begin{array}{c} | \\ | \\ | \end{array} \begin{array}{c} | \\ | \\ | \end{array} \quad (3.25)$$

The Clebsch–Gordan series (2.11) is expressed graphically as

$$\begin{array}{c} \text{---} \triangleright_g \text{---} \\ \text{---} \triangleright_g \text{---} \end{array} = \sum_j d_j \begin{array}{c} \begin{array}{c} j_1 \\ \diagdown \\ \bullet \\ \diagup \\ j_2 \end{array} \rightarrow \begin{array}{c} j \\ \triangleleft_g \\ j \end{array} \rightarrow \begin{array}{c} j_1 \\ \diagup \\ \bullet \\ \diagdown \\ j_2 \end{array} \end{array} \quad (3.26)$$

Using Eq. (3.22), we can also derive the coupling of a group element with its inverse:

$$\begin{array}{c} \text{---} \triangleright_g \text{---} \\ \text{---} \triangleleft_{g^{-1}} \text{---} \end{array} = \sum_j d_j \begin{array}{c} \begin{array}{c} j_1 \\ \diagdown \\ \bullet \\ \diagup \\ j_2 \end{array} \rightarrow \begin{array}{c} j \\ \triangleleft_g \\ j \end{array} \rightarrow \begin{array}{c} j_1 \\ \diagup \\ \bullet \\ \diagdown \\ j_2 \end{array} \end{array} \quad (3.27)$$

3.2 Intertwiners in graphical form

The graphical representation of the basic three-valent intertwiner $\iota_{m_1 m_2 m_3}$ is given by Eq. (3.7). Intertwiners of higher valence can be constructed by using the epsilon tensor to attach several three-valent intertwiners to each other, as discussed in section 2.4. Hence the four-valent intertwiner of Eq. (2.34) is represented graphically as

$$(\iota_{12}^{(k)})_{m_1 m_2 m_3 m_4} = \begin{array}{c} j_1 \quad \quad j_4 \\ \diagdown \quad \diagup \\ \bullet \quad \xrightarrow{k} \quad \bullet \\ \diagup \quad \diagdown \\ j_2 \quad \quad j_3 \end{array} \quad (3.28)$$

where the epsilon tensor appears as an arrow on the internal line. By graphical means it is easy to show that the scalar product between two intertwiners of this form is indeed given by Eq. (2.36). Using Eqs. (3.11) and (3.6), we find

$$\langle \iota_{12}^{(k)} | \iota_{12}^{(k')} \rangle = \begin{array}{c} j_1 \\ \diagdown \quad \diagup \\ \bullet \quad \xrightarrow{k} \quad \bullet \quad \xleftarrow{k'} \quad \bullet \\ \diagup \quad \diagdown \\ j_2 \end{array} = \frac{1}{d_k} \delta_{kk'}. \quad (3.29)$$

The intertwiner (2.37), in which the spins j_1 and j_3 have been coupled to the internal spin, has the graphical form

$$(\iota_{13}^{(l)})_{m_1 m_2 m_3 m_4} = \begin{array}{c} j_1 \quad \quad j_4 \\ \diagdown \quad \diagup \\ \bullet \quad \xrightarrow{l} \quad \bullet \\ \diagup \quad \diagdown \\ j_3 \quad \quad j_2 \end{array} \quad (3.30)$$

The change of basis between the bases (3.28) and (3.30) is given by

$$\begin{array}{c} j_1 \quad \quad j_4 \\ \diagdown \quad \diagup \\ \bullet \quad \xrightarrow{l} \quad \bullet \\ \diagup \quad \diagdown \\ j_3 \quad \quad j_2 \end{array} = \sum_k d_k (-1)^{j_2 + j_3 + k + l} \begin{Bmatrix} j_1 & j_2 & k \\ j_4 & j_3 & l \end{Bmatrix} \begin{array}{c} j_1 \quad \quad j_4 \\ \diagdown \quad \diagup \\ \bullet \quad \xrightarrow{k} \quad \bullet \\ \diagup \quad \diagdown \\ j_2 \quad \quad j_3 \end{array} \quad (3.31)$$

By contracting both sides of this equation with the intertwiner (3.28), one can derive the graphical expression

$$\begin{Bmatrix} j_1 & j_2 & j_3 \\ k_1 & k_2 & k_3 \end{Bmatrix} = \begin{array}{c} + \quad \quad j_1 \quad \quad + \\ \diagdown \quad \diagup \quad \diagdown \quad \diagup \\ \bullet \quad \quad \bullet \quad \quad \bullet \\ \diagup \quad \diagdown \quad \diagup \quad \diagdown \\ j_3 \quad \quad k_1 \quad \quad k_2 \\ + \end{array} \quad (3.32)$$

for the $6j$ -symbol. Eq. (3.32) is of course the graphical equivalent of Eq. (2.42). If one is given the diagram on the right-hand side of the above equation, the $6j$ -symbol can

be read off from the diagram as follows: Pick any node of the diagram and write the spins connected to the node (in any order) in the top row of the $6j$ -symbol. Then the spin which is "opposite" a given spin of the top row in the diagram (for example, in the diagram (3.32) the spin opposite j_1 is k_1 , and so on) goes under that spin in the bottom row of the $6j$ -symbol. The symmetries of the $6j$ -symbol guarantee that it makes no difference which node or which order of spins in the top row is chosen.

The five-valent intertwiners (2.47) and (2.48) are written graphically as

$$\left(l_{12}^{(k_{12}k_{34})} \right)_{m_1 \dots m_5} = \begin{array}{c} j_1 \\ \diagdown \quad \diagup \\ \bullet \quad \leftarrow \quad \bullet \quad \rightarrow \quad \bullet \\ \diagup \quad \diagdown \\ j_2 \end{array} \begin{array}{c} j_5 \\ | \\ \bullet \\ | \\ \bullet \\ | \\ j_3 \end{array} \begin{array}{c} j_4 \\ \diagup \quad \diagdown \\ \bullet \\ \diagdown \quad \diagup \\ j_3 \end{array} \quad (3.33)$$

and

$$\left(l_{13}^{(l_{13}l_{24})} \right)_{m_1 \dots m_5} = \begin{array}{c} j_1 \\ \diagdown \quad \diagup \\ \bullet \quad \leftarrow \quad \bullet \quad \rightarrow \quad \bullet \\ \diagup \quad \diagdown \\ j_3 \end{array} \begin{array}{c} j_5 \\ | \\ \bullet \\ | \\ \bullet \\ | \\ j_2 \end{array} \begin{array}{c} j_4 \\ \diagup \quad \diagdown \\ \bullet \\ \diagdown \quad \diagup \\ j_2 \end{array} \quad (3.34)$$

The intertwiner (3.34) is expressed in the basis (3.33) by the relation

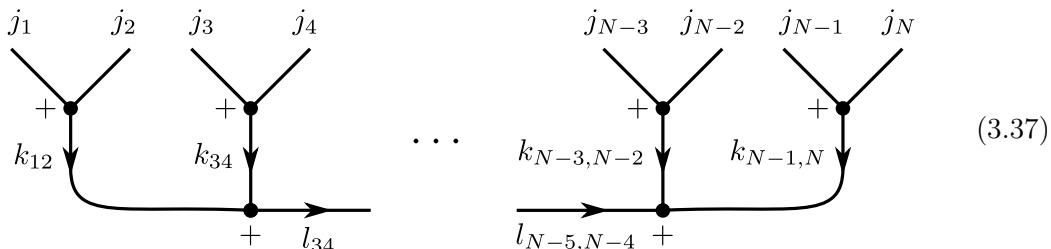
$$\begin{array}{c} j_1 \\ \diagdown \quad \diagup \\ \bullet \quad \leftarrow \quad \bullet \quad \rightarrow \quad \bullet \\ \diagup \quad \diagdown \\ j_3 \end{array} \begin{array}{c} j_5 \\ | \\ \bullet \\ | \\ \bullet \\ | \\ j_2 \end{array} \begin{array}{c} j_4 \\ \diagup \quad \diagdown \\ \bullet \\ \diagdown \quad \diagup \\ j_2 \end{array} = \sum_{k_{12}k_{34}} d_{k_{12}} d_{k_{34}} \begin{Bmatrix} j_1 & j_2 & k_{12} \\ j_3 & j_4 & k_{34} \\ l_{13} & l_{24} & j_5 \end{Bmatrix} \begin{array}{c} j_1 \\ \diagdown \quad \diagup \\ \bullet \quad \leftarrow \quad \bullet \quad \rightarrow \quad \bullet \\ \diagup \quad \diagdown \\ j_2 \end{array} \begin{array}{c} j_5 \\ | \\ \bullet \\ | \\ \bullet \\ | \\ j_3 \end{array} \begin{array}{c} j_4 \\ \diagup \quad \diagdown \\ \bullet \\ \diagdown \quad \diagup \\ j_3 \end{array} \quad (3.35)$$

Contracting both sides with the intertwiner (3.33), one finds that the $9j$ -symbol has the graphical representation

$$\begin{Bmatrix} j_1 & j_2 & j_3 \\ k_1 & k_2 & k_3 \\ l_1 & l_2 & l_3 \end{Bmatrix} = \begin{array}{c} + \quad j_3 \quad + \\ \bullet \quad \diagdown \quad \bullet \quad \diagup \quad \bullet \\ \diagup \quad \bullet \quad \diagdown \quad \bullet \quad \diagup \quad \bullet \\ \bullet \quad \diagdown \quad \bullet \quad \diagup \quad \bullet \\ \diagup \quad \bullet \quad \diagdown \quad \bullet \quad \diagup \quad \bullet \\ \bullet \quad \diagdown \quad \bullet \quad \diagup \quad \bullet \\ + \quad k_2 \quad + \end{array} \quad (3.36)$$

which is just Eq. (2.50) translated into graphical form. When it comes to remembering how to read off the $9j$ -symbol from the diagram, note that the spins of the $9j$ -symbol appear in the diagram consistently in a counterclockwise order. When going around the different nodes of the diagram, the rows and columns of the $9j$ -symbol are encountered in a counterclockwise order, and likewise the spins of each row and each column appear in the corresponding node in a counterclockwise order.

N -valent intertwiners can be derived by continuing to contract three-valent intertwiners in the way indicated by Eqs. (3.28) and (3.33), as shown by the non-graphical equation (2.38). However, it can sometimes be convenient to use a different pattern of contractions to construct a basis of the N -valent intertwiner space. An example of such a basis is given by the intertwiners



in which the spins of the intertwiner are coupled pairwise to internal spins. Just as the intertwiners given by Eq. (2.38), the intertwiners (3.37) are not normalized, but intertwiners carrying different internal spins are orthogonal to each other. To normalize the intertwiner (3.37), it should be multiplied by the factor


$$\sqrt{d_{k_{12}} \cdots d_{k_{N-1,N}} d_{l_{34}} \cdots d_{l_{N-5,N-4}}}. \quad (3.38)$$

Note that there is no loss of generality in using intertwiners of the form (3.37), even though at a first sight it may seem that one is assuming the valence N to be even. However, to obtain an intertwiner of odd valence from (3.37), it suffices to set one of the spins, say j_N , equal to zero.

3.3 The fundamental theorem of graphical calculus

The basic rules for working with graphical diagrams are given by Eqs. (3.4)–(3.6) and (3.8)–(3.10), which show how the arrows and signs in a graphical expression can be manipulated. However, the most essential tool for performing graphical calculations with intertwiners arises from the seemingly simple observation that an invariant tensor having N indices can be expanded in a basis of the corresponding space of N -valent intertwiners. To express the implications of this observation in graphical form, we will represent a N -valent invariant tensor graphically as a rectangular block with N lines attached to it.

A tensor carrying a single index cannot be invariant, unless the index belongs to the trivial representation. Thus,



A two-valent tensor T_{mn} can be invariant only if both of its indices belong to the same representation. In this case, T_{mn} must be proportional to $\epsilon_{mn}^{(j)}$, which is the only invariant tensor having two lower indices. The coefficient of proportionality can be determined by contracting both sides of the equation with the epsilon tensor. Since the contraction of $\epsilon_{mn}^{(j)}$ with itself gives d_j , we have the graphical rule

$$\square \begin{array}{l} j \\ j' \end{array} = \delta_{jj'} \frac{1}{d_j} \square \begin{array}{l} j \\ \text{loop} \end{array} \uparrow j \quad (3.40)$$

A three-valent invariant tensor $T_{m_1 m_2 m_3}$ belongs to the space $\text{Inv}(\mathcal{H}_{j_1} \otimes \mathcal{H}_{j_2} \otimes \mathcal{H}_{j_3})$, which is again one-dimensional (provided that the spins j_1, j_2 and j_3 satisfy the Clebsch–Gordan conditions). Therefore $T_{m_1 m_2 m_3}$ must be proportional to the $3j$ -symbol, the coefficient of proportionality again being determined by contracting the equation with the $3j$ -symbol. That is,

$$\square \begin{array}{l} j_1 \\ j_2 \\ j_3 \end{array} = \square \begin{array}{l} j_1 \\ j_2 \\ j_3 \end{array} - \begin{array}{l} j_1 \\ j_2 \\ j_3 \end{array} \quad (3.41)$$

For invariant tensors of valence four or higher, there generally no longer is a unique intertwiner to which the tensor would have to be proportional. Nevertheless, an invariant tensor with N indices can be expanded in any basis of the corresponding N -valent intertwiner space. For example, expanding a four-valent invariant tensor in the basis given by the intertwiners (3.28), and recalling that the norm of the intertwiner (3.28) is $1/\sqrt{d_k}$, we obtain

$$\square \begin{array}{l} j_1 \\ j_2 \\ j_3 \\ j_4 \end{array} = \sum_x d_x \square \begin{array}{l} j_1 \\ j_2 \\ j_3 \\ j_4 \end{array} - \begin{array}{l} j_1 \\ j_2 \\ j_3 \\ j_4 \end{array} \quad (3.42)$$

The relations (3.39)–(3.42) play such a central role in graphical calculations that they would fully deserve to be known as the fundamental theorem of graphical calculus. The last part of the theorem, given by Eq. (3.42), generalizes in a straightforward way to tensors carrying more than four indices. Moreover, even though we wrote Eqs. (3.39)–(3.42) for tensors having only lower indices, similar relations are naturally valid for tensors having a different index structure. Eqs. (3.39)–(3.42) can be extended to such tensors simply by using the epsilon tensor to raise indices, corresponding graphically to attaching arrows to some lines on both sides of the equation.

An important way in which the fundamental theorem can be used is to break down a complicated graphical diagram into simpler constituents. Consider a graphical diagram representing an arbitrary invariant contraction of $3j$ -symbols or other invariant tensors. Suppose that the diagram contains a subdiagram with N external lines, such that the subdiagram itself is an N -valent invariant tensor, and the graph of the entire diagram can be separated into two disconnected pieces by cutting the N lines of the subdiagram. In this case the diagram can potentially be simplified by using the fundamental theorem to expand the subdiagram in a basis of the N -valent intertwiner space.

We see that the form of this expression matches the right-hand side of Eq. (3.46), the two blocks with four lines being

$$\begin{array}{ccc}
 \begin{array}{c} \text{+} \\ \curvearrowright \\ \text{+} \\ \curvearrowleft \\ \text{+} \end{array} & \text{and} & \begin{array}{c} \text{+} \\ \curvearrowleft \\ \text{-} \\ \curvearrowright \\ \text{-} \end{array} \\
 \begin{array}{c} j_1 \\ j_2 \\ k \\ j_3 \\ j_4 \end{array} & & \begin{array}{c} j_1 \\ j_2 \\ l \\ j_3 \\ j_4 \end{array}
 \end{array} \quad (3.50)$$

Therefore Eq. (3.46) gives

$$\sum_x d_x \begin{Bmatrix} j_1 & j_2 & x \\ j_3 & j_4 & k \end{Bmatrix} \begin{Bmatrix} j_1 & j_2 & x \\ j_3 & j_4 & l \end{Bmatrix} = + \begin{array}{c} \text{+} \\ \curvearrowright \\ \text{+} \\ \text{+} \\ \text{-} \\ \curvearrowleft \\ \text{-} \\ \text{+} \end{array} = \frac{1}{d_k} \delta_{kl}, \quad (3.51)$$

where Eqs. (3.6), (3.11) and (3.13) were used to evaluate the resulting diagram.

Let us conclude this chapter by considering a more involved example of using the graphical machinery introduced in this chapter in a calculation involving intertwiners. (Many further examples are given in the exercises, and in the following chapter, in which we illustrate the applications of the graphical formalism to calculations in loop quantum gravity.) The problem consists of expressing the six-valent intertwiner

$$\begin{array}{ccc}
 \begin{array}{c} j_1 \\ \diagdown \\ \text{+} \\ \diagup \\ j_2 \\ \downarrow \\ k_{12} \\ \text{+} \\ l_1 \end{array} & & \begin{array}{c} j_3 \\ \diagdown \\ \text{+} \\ \diagup \\ j_4 \\ \downarrow \\ k_{34} \\ \text{+} \\ l_2 \end{array} \\
 & & \xrightarrow{l}
 \end{array} \quad (3.52)$$

in the basis formed by the intertwiners

$$\begin{array}{ccc}
 \begin{array}{c} j_1 \\ \diagdown \\ \text{+} \\ \diagup \\ j_3 \\ \downarrow \\ x_{13} \\ \text{+} \\ l_1 \end{array} & & \begin{array}{c} j_2 \\ \diagdown \\ \text{+} \\ \diagup \\ j_4 \\ \downarrow \\ x_{24} \\ \text{+} \\ l_2 \end{array} \\
 & & \xrightarrow{y}
 \end{array} \quad (3.53)$$

The first factor in the sum is simply the $9j$ -symbol of Eq. (3.36),

$$\begin{array}{c}
 \begin{array}{ccc}
 & + & \\
 & x_{13} & x_{24} \\
 - & \nearrow & \searrow \\
 & j_3 & j_2 \\
 & \searrow & \nearrow \\
 + & & + \\
 & s & \\
 & \nearrow & \searrow \\
 & k_{12} & k_{34} \\
 & - & -
 \end{array}
 & = &
 \begin{array}{ccc}
 & + & \\
 & x_{13} & x_{24} \\
 + & \nearrow & \searrow \\
 & j_1 & j_4 \\
 & \searrow & \nearrow \\
 + & & + \\
 & s & \\
 & \nearrow & \searrow \\
 & k_{34} & k_{12} \\
 & + & +
 \end{array}
 & = &
 \left\{ \begin{array}{ccc} j_1 & j_2 & k_{12} \\ j_3 & j_4 & k_{34} \\ x_{13} & x_{24} & s \end{array} \right\}.
 \end{array} \quad (3.57)$$

Here we have brought the diagram into the form (3.36) by interchanging the two nodes carrying spins j_1, j_2, k_{12} and j_3, j_4, k_{34} – noting that this changes the three minus signs into plus signs – and using Eq. (3.10) to remove the three arrows.

In the second factor in Eq. (3.56), we cancel the three arrows in the middle, and use Eq. (3.6) to introduce oppositely directed arrows on the lines carrying spins l_1 and l_2 . After this we cut the diagram into two pieces along the three vertical lines according to Eq. (3.45). The piece resulting from the upper part of the diagram is the $6j$ -symbol in the form (3.47), up to the factor $(-1)^{x_{13}+x_{24}+s}$, which arises when the sign of the node in the middle is changed from $+$ to $-$. Similarly, the lower piece is the $6j$ -symbol in the form (3.32), multiplied by the factor $(-1)^{k_{12}+k_{34}+s}$. We therefore find

$$\begin{array}{c}
 \begin{array}{ccc}
 & y & \\
 - & \nearrow & \searrow \\
 & x_{13} & x_{24} \\
 & \searrow & \nearrow \\
 + & & + \\
 & s & \\
 & \nearrow & \searrow \\
 & k_{12} & k_{34} \\
 & - & -
 \end{array}
 & = &
 (-1)^{k_{12}+k_{34}+s} \left\{ \begin{array}{ccc} k_{12} & k_{34} & s \\ l_2 & l_1 & l \end{array} \right\} (-1)^{x_{13}+x_{24}+s} \left\{ \begin{array}{ccc} x_{13} & x_{24} & s \\ l_2 & l_1 & y \end{array} \right\},
 \end{array} \quad (3.58)$$

which completes the calculation. Inserting Eqs. (3.55)–(3.58) back into Eq. (3.54), we conclude that the expansion of the intertwiner (3.52) in the basis of the intertwiners (3.53) is given by

$$\begin{array}{c}
 \begin{array}{ccc}
 j_1 & j_2 & j_3 & j_4 \\
 & \nearrow & \searrow & \nearrow & \searrow \\
 & + & & + & \\
 & k_{12} & & k_{34} & \\
 & \searrow & & \searrow & \\
 l_1 & + & l & + & l_2
 \end{array}
 & = &
 \sum_{x_{13}x_{24}y} d_{x_{13}}d_{x_{24}}d_y (-1)^{k_{12}+k_{34}-x_{13}-x_{24}} \\
 & \times &
 \sum_s d_s \left\{ \begin{array}{ccc} k_{12} & k_{34} & s \\ l_2 & l_1 & l \end{array} \right\} \left\{ \begin{array}{ccc} x_{13} & x_{24} & s \\ l_2 & l_1 & y \end{array} \right\} \left\{ \begin{array}{ccc} j_1 & j_2 & k_{12} \\ j_3 & j_4 & k_{34} \\ x_{13} & x_{24} & s \end{array} \right\} \\
 & & & &
 \begin{array}{ccc}
 j_1 & j_3 & j_2 & j_4 \\
 & \nearrow & \searrow & \nearrow & \searrow \\
 & + & & + & \\
 & x_{13} & & x_{24} & \\
 & \searrow & & \searrow & \\
 l_1 & + & y & + & l_2
 \end{array}
 \end{array} \quad (3.59)$$

Exercises

1. (a) Draw the diagram representing the N -valent intertwiner (2.38).
 (b) Write the intertwiner (3.37) in non-graphical form.
2. Calculate the scalar product between two intertwiners of the form (2.38), and between two intertwiners of the form (3.37).
3. Show that the components of the intertwiner defined by Eq. (2.38) satisfy $\iota^{m_1 \dots m_N} = \iota_{m_1 \dots m_N}$ (as a numerical, rather than tensorial, equation).
4. Prove the identity (2.40) by repeatedly applying Eq. (3.26), and using Eq. (3.25) in the end.
5. Starting from Eqs. (3.31) and (3.35), verify that the $6j$ - and $9j$ -symbols are indeed represented by the graphical expressions (3.32) and (3.36).
6. Derive the symmetry properties of the $6j$ - and $9j$ -symbols from the graphical representation of the symbols.

7. Show that

$$\left\{ \begin{matrix} j_1 & j_2 & j_3 \\ k_1 & k_2 & 0 \end{matrix} \right\} = \delta_{j_1 k_2} \delta_{j_2 k_1} \frac{(-1)^{j_1 + j_2 + j_3}}{\sqrt{d_{j_1} d_{j_2}}}$$

and

$$\left\{ \begin{matrix} j_1 & j_2 & k_{12} \\ j_3 & j_4 & k_{34} \\ l_{13} & l_{24} & 0 \end{matrix} \right\} = \delta_{k_{12} k_{34}} \delta_{l_{13} l_{24}} \frac{(-1)^{j_2 + j_3 + k_{12} + l_{13}}}{\sqrt{d_{k_{12}} d_{l_{13}}}} \left\{ \begin{matrix} j_1 & j_2 & k_{12} \\ j_4 & j_3 & l_{13} \end{matrix} \right\}.$$

8. Show that

$$\begin{aligned} \sum_{n_1 n_2 n_3} (-1)^{k_1 + k_2 + k_3 - n_1 - n_2 - n_3} \begin{pmatrix} j_1 & k_2 & k_3 \\ m_1 & -n_2 & n_3 \end{pmatrix} \begin{pmatrix} k_1 & j_2 & k_3 \\ n_1 & m_2 & -n_3 \end{pmatrix} \begin{pmatrix} k_1 & k_2 & j_3 \\ -n_1 & n_2 & m_3 \end{pmatrix} \\ = \begin{pmatrix} j_1 & j_2 & j_3 \\ k_1 & k_2 & k_3 \end{pmatrix} \begin{pmatrix} j_1 & j_2 & j_3 \\ m_1 & m_2 & m_3 \end{pmatrix}. \end{aligned}$$

9. Show that

$$\begin{pmatrix} j_1 & j_2 & j_3 \\ k_1 & k_2 & k_3 \\ l_1 & l_2 & l_3 \end{pmatrix} = \sum_x (-1)^{2x} \begin{pmatrix} j_1 & j_2 & j_3 \\ k_3 & l_3 & x \end{pmatrix} \begin{pmatrix} k_1 & k_2 & k_3 \\ j_2 & x & l_2 \end{pmatrix} \begin{pmatrix} l_1 & l_2 & l_3 \\ x & j_1 & k_1 \end{pmatrix}.$$

10. Show that

$$\sum_x d_x (-1)^{k+l+x} \begin{pmatrix} j_1 & j_2 & x \\ j_3 & j_4 & k \end{pmatrix} \begin{pmatrix} j_1 & j_2 & x \\ j_4 & j_3 & l \end{pmatrix} = \begin{pmatrix} j_1 & j_4 & k \\ j_2 & j_3 & l \end{pmatrix}.$$

11. Express the N -valent intertwiner (3.37) in the basis given by the intertwiners (2.38).

4 Examples from loop quantum gravity

The graphical formalism presented in the previous chapter is an extremely effective tool for practical calculations in loop quantum gravity. In this chapter we illustrate the use of the graphical machinery in loop quantum gravity by going through several detailed example calculations. The chapter begins with a brief outline of the kinematical framework of loop quantum gravity, whose primary purpose is to set down our notation and conventions for the basic kinematical states of the theory and the elementary operators acting on them. We then present three examples where graphical methods are used to compute the action of a given loop quantum gravity operator in the basis of spin network states. We will consider the volume operator [66,69], the Euclidean part of the so-called Warsaw Hamiltonian [64,67], and the curvature operator [63]. The reader who wishes to see more examples of graphical calculations in loop quantum gravity is encouraged to take a look at the calculations displayed in [12].

4.1 The kinematical structure of loop quantum gravity

Spin network states

The basic kinematical states of loop quantum gravity are the so-called spin network states. A spin network state is characterized by the following quantum numbers:

- A graph Γ .
- A spin j_e associated to each edge of the graph.
- An intertwiner ι_v associated to each node of the graph. The intertwiner carries a lower index for each edge coming in to the node, and an upper index for each edge going out of the node. If the edges coming in to the node are labeled by the spins j_1, \dots, j_I , while the edges going out of the node are labeled by the spins j'_1, \dots, j'_O , the intertwiner ι_v is an element of the space

$$\text{Inv}(\mathcal{H}_{j_1} \otimes \dots \otimes \mathcal{H}_{j_I} \otimes \mathcal{H}_{j'_1}^* \otimes \dots \otimes \mathcal{H}_{j'_O}^*).$$

The "wave function" of a spin network state based on a graph having N edges is a function of N group elements of $SU(2)$, one for each edge of the graph. The wave function has the form

$$\Psi_{\Gamma, \{j_e\}, \{\iota_v\}}(h_{e_1}, \dots, h_{e_N}) = \left(\prod_{v \in \Gamma} \iota_v \right)_{m_1 \dots m_N}^{n_1 \dots n_N} \left(\prod_{e \in \Gamma} D^{(j_e) m_e}_{n_e}(h_e) \right), \quad (4.1)$$

where the contraction of indices is carried out according to the pattern of the graph. That is, for the upper index of each representation matrix $D^{(j_e) m_e}_{n_e}(h_e)$ there is a corresponding lower index in the intertwiner at the endpoint of the edge e , and these indices are contracted against each other in Eq. (4.1). Similarly, the lower index of the representation matrix is contracted against an upper index of the intertwiner at the beginning point of e .

The group elements h_e originate from holonomies of the Ashtekar connection in the classical theory, and for this reason they are referred to as holonomies also in the quantum theory. The holonomy satisfies certain algebraic properties, reflecting its classical

interpretation as a parallel propagator. Letting e^{-1} denote the edge e taken with the opposite orientation, we have

$$h_{e^{-1}} = h_e^{-1}. \quad (4.2)$$

Furthermore, if e_1 and e_2 are two edges such that the endpoint of e_1 coincides with the beginning point of e_2 , we have

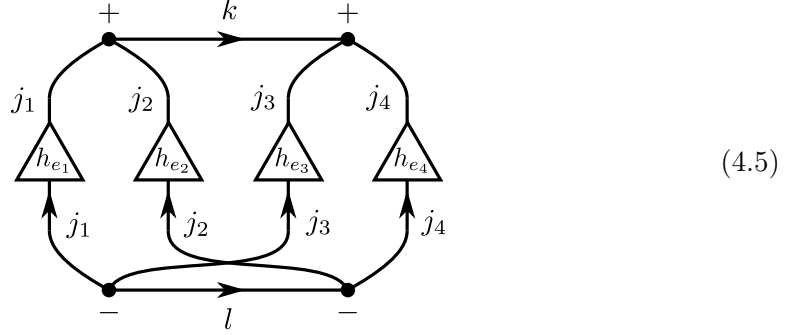
$$h_{e_2} h_{e_1} = h_{e_2 \circ e_1}, \quad (4.3)$$

where $e_2 \circ e_1$ stands for the edge composed of e_1 followed by e_2 .

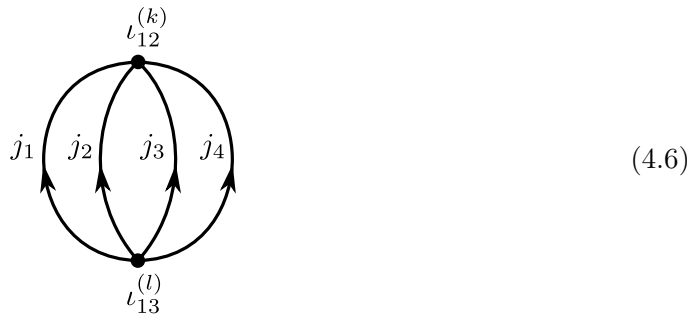
To give a concrete example of a spin network state, let us consider a graph consisting of two nodes connected to each other by four edges (all of which assumed to have the same orientation). An example of a spin network state defined on this graph is given by

$$\left(\iota_{12}^{(k)} \right)_{m_1 m_2 m_3 m_4} D^{(j_1) m_1}_{n_1}(h_{e_1}) D^{(j_2) m_2}_{n_2}(h_{e_2}) D^{(j_3) m_3}_{n_3}(h_{e_3}) D^{(j_4) m_4}_{n_4}(h_{e_4}) \left(\iota_{13}^{(l)} \right)^{n_1 n_2 n_3 n_4}. \quad (4.4)$$

Recalling the graphical representation of the four-valent intertwiner and the $SU(2)$ representation matrix⁴ from the previous chapter, we may write the spin network (4.4) in graphical form as



However, this kind of detailed diagrams of spin networks are rarely invoked in the loop quantum gravity literature. Instead, the usual way to represent a spin network state pictorially is just to draw the graph of the state and label its edges and nodes with their corresponding quantum numbers. For instance, the spin network (4.1) would be described by the drawing



⁴Under a local $SU(2)$ gauge transformation described by the gauge function $g(x) \in SU(2)$, the holonomy transforms as $h_e \rightarrow g_t h_e g_s^{-1}$, or

$$D^{(j) m}_{n}(h_e) \rightarrow D^{(j) m}_{\mu}(g_t) D^{(j) \mu}_{\nu}(h_e) D^{(j) \nu}_{n}(g_s^{-1}),$$

where g_s and g_t denote the values of $g(x)$ at the beginning point and endpoint ("source" and "target") of the edge e . This suggests that the upper index of $D^{(j) m}_{n}(h_e)$ is associated with the endpoint of the

It is important not to confuse such generic pictures of spin network states with expressions written down using the graphical notation introduced in the previous chapter, even though the two types of diagrams may often look quite similar. In particular, the arrows in the drawing (4.6) indicate the orientation of the edges of the graph, and have no relation at all to the identical-looking arrows which are seen for example in the diagram (4.5), and which represent the epsilon tensor in the graphical calculus of $SU(2)$.

Elementary operators

The holonomy operator $D^{(j)m}_n(h_e)$ acts on the state $\Psi_\Gamma(h_{e_1}, \dots, h_{e_N})$ by multiplication:

$$D^{(j)m}_n(h_e)\Psi_\Gamma(h_{e_1}, \dots, h_{e_N}). \quad (4.7)$$

The character of the result depends on whether the edge e is contained among the edges of the graph Γ . If e is not an edge of Γ , the function (4.7) defines a state based on the graph $\Gamma \cup e$; in effect, the action of the holonomy operator has added a new edge to the graph of the state on which it acted. On the other hand, if e coincides with one of the edges of Γ , the state (4.7) is still based on the graph Γ . In this case, the basic tool for computing the action of the holonomy operator is the Clebsch–Gordan series

$$= \sum_j d_j \quad (4.8)$$

which indicates how the holonomy $D^{(j)m}_n(h_e)$ is coupled with the group element h_e appearing in the function $\Psi_\Gamma(h_{e_1}, \dots, h_{e_N})$ in (4.7). If the orientation of the holonomy operator is opposite to the orientation of the edge e , the action of the operator is computed using the Clebsch–Gordan series for the coupling of a group element with its inverse:

$$= \sum_j d_j \quad (4.9)$$

The case where the edge e partially overlaps with an edge (or multiple edges) of the graph Γ can be reduced to the two cases discussed above by using the multiplicative property (4.3) of the holonomy.

edge, while the lower index is associated with its beginning point. In this sense, the orientation of the triangle in the graphical representation of the holonomy

$$D^{(j)m}_n(h_e) = n \text{ --- } \begin{array}{c} j \\ \triangleleft \\ h_e \end{array} \text{ --- } m$$

is consistent with the orientation of the edge e .

The conjugate operator of the holonomy is (somewhat loosely speaking) the derivative operator $J_i^{(v,e)}$, which carries an $SU(2)$ vector index i , and is labeled by a node v and an edge e such that v is either the beginning point or endpoint of e . The action of $J_i^{(v,e)}$ on the state $\Psi_\Gamma(h_{e_1}, \dots, h_{e_N})$ is defined to be

$$J_i^{(v,e)} \Psi_\Gamma(h_{e_1}, \dots, h_{e_N}) = \begin{cases} i \frac{d}{d\epsilon} \Big|_{\epsilon=0} \Psi_\Gamma(h_{e_1}, \dots, h_{e_k} e^{\epsilon \tau_i}, \dots, h_{e_N}) & \text{if } e = e_k \text{ and } e \text{ begins at } v \\ -i \frac{d}{d\epsilon} \Big|_{\epsilon=0} \Psi_\Gamma(h_{e_1}, \dots, e^{\epsilon \tau_i} h_{e_k}, \dots, h_{e_N}) & \text{if } e = e_k \text{ and } e \text{ ends at } v \end{cases} \quad (4.10)$$

In the case that v is not a node of Γ , or e is not an edge of Γ , we set

$$J_i^{(v,e)} \Psi_\Gamma(h_{e_1}, \dots, h_{e_N}) = 0. \quad (4.11)$$

It is immediate to see that the action of $J_i^{(v,e)}$ on the holonomy $D^{(j)m}_n(h_e)$ is given by

$$J_i^{(v,e)} D^{(j)m}_n(h_e) = \begin{cases} i D^{(j)m}_\mu(h_e) (\tau_i^{(j)})^\mu_n & (e \text{ begins at } v) \\ -i (\tau_i^{(j)})^m_\mu D^{(j)\mu}_n(h_e) & (e \text{ ends at } v) \end{cases} \quad (4.12)$$

It also follows from the definition that the operator $J_i^{(v,e)}$ satisfies the $SU(2)$ algebra

$$[J_i^{(v,e)}, J_j^{(v',e')}] = \delta_{vv'} \delta_{ee'} i \epsilon_{ij}^k J_k^{(v,e)}. \quad (4.13)$$

Making use of the graphical representation of the $SU(2)$ generators from Eq. (3.16), we may cast the action of $J_i^{(v,e)}$ in graphical form as follows:

$$J_i^{(v,e)} \begin{array}{c} v \\ \circ \\ \text{---} \end{array} \begin{array}{c} j \\ \triangle \\ h_e \end{array} = -W_j \begin{array}{c} j \\ + \\ \bullet \\ \text{---} \\ | \\ 1 \\ i \end{array} \begin{array}{c} j \\ \triangle \\ h_e \end{array} \quad (4.14)$$

when the operator acts at the beginning point of the edge e , and

$$J_i^{(v,e)} \begin{array}{c} j \\ \triangle \\ h_e \end{array} \begin{array}{c} v \\ \circ \\ \text{---} \end{array} = W_j \begin{array}{c} j \\ \triangle \\ h_e \end{array} \begin{array}{c} + \\ \bullet \\ \text{---} \\ | \\ 1 \\ i \end{array} \begin{array}{c} j \\ \text{---} \end{array} \quad (4.15)$$

when the operator acts at the endpoint of e .

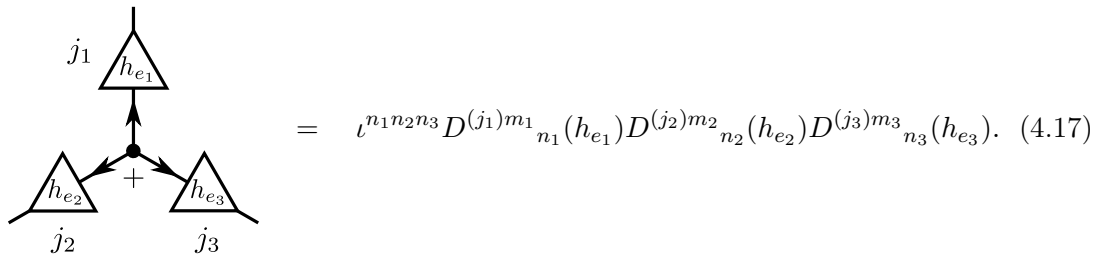
4.2 Volume operator

The volume operator in loop quantum gravity [66, 69] is constructed out of operators of the form

$$q_v^{(e_1, e_2, e_3)} = \epsilon^{ijk} J_i^{(v, e_1)} J_j^{(v, e_2)} J_k^{(v, e_3)}. \quad (4.16)$$

The operator $q_v^{(e_1, e_2, e_3)}$ acts on a triple of edges (e_1, e_2, e_3) all belonging to the node v . We will also refer to the operator $q_v^{(e_1, e_2, e_3)}$ itself as the "volume operator", even though this is strictly speaking not completely correct. The same remark also applies to most of the other operators discussed in this chapter, such as the "curvature operator" $R_v^{(e_1, e_2)}$ considered in section 4.4, and the "angle operator" $\Delta_v^{(e_1, e_2)}$ encountered in the exercises.

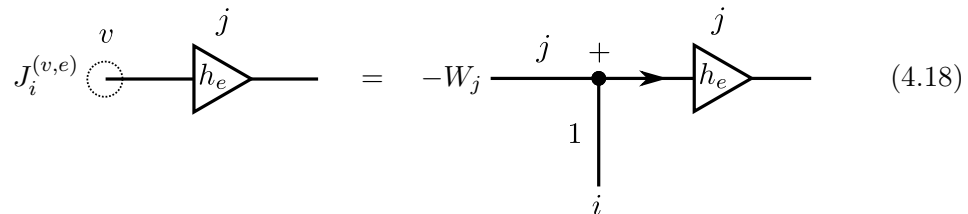
As the simplest possible example of computing the action of the volume operator, let us consider the three-valent spin network node



$$= i^{n_1 n_2 n_3} D^{(j_1) m_1}_{n_1}(h_{e_1}) D^{(j_2) m_2}_{n_2}(h_{e_2}) D^{(j_3) m_3}_{n_3}(h_{e_3}). \quad (4.17)$$

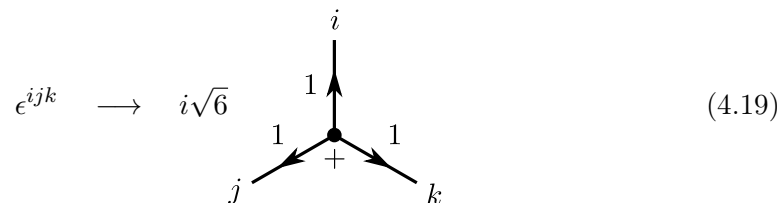
Since some orientation of the edges must be chosen so that the calculation can be conveniently carried out, we have assumed that all the edges are oriented outwards from the node. At this point it is not obvious whether the result of the calculation will be affected by this choice. However, at the end of the calculation we will argue that the result is in fact independent of the orientation of the edges, not only in the case of the volume operator, but for any operator constructed out of the angular momentum operators $J_i^{(v, e)}$.

When the operator $q_v^{(e_1, e_2, e_3)}$ acts on the state (4.17), the action of each angular momentum operator is given by Eq. (4.14) as



$$J_i^{(v, e)} \circledast v \text{---} \triangle_{h_e}^j = -W_j \text{---} \dot{\circ} \begin{matrix} j \\ + \\ i \end{matrix} \text{---} \triangle_{h_e}^j \quad (4.18)$$

Recalling also Eq. (3.19), which instructs us to translate the epsilon symbol into graphical notation as



$$\epsilon^{ijk} \longrightarrow i\sqrt{6} \begin{matrix} i \\ 1 \\ + \\ j \quad k \end{matrix} \quad (4.19)$$

we find that the action of the volume operator on the three-valent node gives

$$\begin{aligned}
 & q_v^{(e_1, e_2, e_3)} \\
 & \begin{array}{c} \begin{array}{c} j_1 \\ \triangleup \\ h_{e_1} \\ \bullet \\ \triangleleft h_{e_2} \quad \triangleright h_{e_3} \\ j_2 \quad j_3 \end{array} \\ + \\ \begin{array}{c} i \\ \uparrow \\ \bullet \\ \swarrow \quad \searrow \\ j \quad k \end{array} \end{array} \\
 & = -i\sqrt{6}W_{j_1}W_{j_2}W_{j_3} \\
 & \begin{array}{c} \begin{array}{c} j_1 \\ \triangleup \\ h_{e_1} \\ \bullet \\ \triangleleft h_{e_2} \quad \triangleright h_{e_3} \\ j_2 \quad j_3 \end{array} \\ + \\ \begin{array}{c} i \\ \uparrow \\ \bullet \\ \swarrow \quad \searrow \\ j \quad k \end{array} \\ + \\ \begin{array}{c} \begin{array}{c} j_1 \\ \triangleup \\ h_{e_1} \\ \bullet \\ \triangleleft h_{e_2} \quad \triangleright h_{e_3} \\ j_2 \quad j_3 \end{array} \\ + \\ \begin{array}{c} i \\ \uparrow \\ \bullet \\ \swarrow \quad \searrow \\ j \quad k \end{array} \end{array} \end{array} \quad (4.20)
 \end{aligned}$$

When the vector indices are contracted by joining the free ends of the corresponding lines, this becomes

$$\begin{aligned}
 & q_v^{(e_1, e_2, e_3)} \\
 & \begin{array}{c} \begin{array}{c} j_1 \\ \triangleup \\ h_{e_1} \\ \bullet \\ \triangleleft h_{e_2} \quad \triangleright h_{e_3} \\ j_2 \quad j_3 \end{array} \\ + \\ \begin{array}{c} i \\ \uparrow \\ \bullet \\ \swarrow \quad \searrow \\ j \quad k \end{array} \end{array} \\
 & = -i\sqrt{6}W_{j_1}W_{j_2}W_{j_3} \\
 & \begin{array}{c} \begin{array}{c} j_1 \\ \triangleup \\ h_{e_1} \\ \bullet \\ \triangleleft h_{e_2} \quad \triangleright h_{e_3} \\ j_2 \quad j_3 \end{array} \\ + \\ \begin{array}{c} \begin{array}{c} j_1 \\ \triangleup \\ h_{e_1} \\ \bullet \\ \triangleleft h_{e_2} \quad \triangleright h_{e_3} \\ j_2 \quad j_3 \end{array} \\ + \\ \begin{array}{c} i \\ \uparrow \\ \bullet \\ \swarrow \quad \searrow \\ j \quad k \end{array} \end{array} \end{array} \quad (4.21)
 \end{aligned}$$

Now the way to analyze an object such as the one appearing here on the right-hand side is to momentarily forget about the holonomies, and focus on the intertwiner to which they are attached. We see that the action of the volume operator has effectively replaced the intertwiner of the state (4.17),

$$\begin{array}{c} j_1 \\ \uparrow \\ \bullet \\ \swarrow \quad \searrow \\ j_2 \quad j_3 \end{array} \quad (4.22)$$

Now there is still a significant observation to be made. The $9j$ -symbol appearing in the above equation contains two identical columns, so the value of the symbol is obviously unchanged if we interchange these two columns with each other. On the other hand, the symmetries of the $9j$ -symbol imply that the interchange is equivalent to multiplying the symbol by $(-1)^{2(j_1+j_2+j_3)+1} = -1$. From this it follows that the value of the symbol must be zero. Therefore we conclude that the three-valent spin network node is annihilated by the volume operator:

$$q_v^{(e_1, e_2, e_3)} \begin{array}{c} \begin{array}{c} | \\ \triangleleft h_{e_1} \\ \bullet \\ \begin{array}{cc} \triangleleft h_{e_2} & \triangleleft h_{e_3} \\ j_2 & j_3 \end{array} \end{array} \\ + \\ \begin{array}{c} \triangleleft h_{e_2} \\ j_2 \\ \triangleleft h_{e_3} \\ j_3 \end{array} \end{array} = 0. \quad (4.27)$$

A four-valent node is the simplest node on which the volume operator will act in a non-trivial way.

Our calculation having been completed, let us then come back to the question of how the calculation is affected by the orientation of the edges in the state (4.17). Suppose that one of the edges, say e_1 , is oriented into the node. In this case we would have to consider the action of the operator $q_v^{(e_1, e_2, e_3)}$ on the state

$$\begin{array}{c} \begin{array}{c} | \\ \triangleleft h_{e_1} \\ \bullet \\ \begin{array}{cc} \triangleleft h_{e_2} & \triangleleft h_{e_3} \\ j_2 & j_3 \end{array} \end{array} \\ + \\ \begin{array}{c} \triangleleft h_{e_2} \\ j_2 \\ \triangleleft h_{e_3} \\ j_3 \end{array} \end{array} \quad (4.28)$$

The action of the angular momentum operator $J_i^{(v, e_1)}$ on the first holonomy is now given by (4.15). We then obtain, instead of Eq. (4.21),

$$q_v^{(e_1, e_2, e_3)} \begin{array}{c} \begin{array}{c} | \\ \triangleleft h_{e_1} \\ \bullet \\ \begin{array}{cc} \triangleleft h_{e_2} & \triangleleft h_{e_3} \\ j_2 & j_3 \end{array} \end{array} \\ + \\ \begin{array}{c} \triangleleft h_{e_2} \\ j_2 \\ \triangleleft h_{e_3} \\ j_3 \end{array} \end{array} = i\sqrt{6}W_{j_1}W_{j_2}W_{j_3} \begin{array}{c} \begin{array}{c} | \\ \triangleleft h_{e_1} \\ \bullet \\ \begin{array}{cc} \triangleleft h_{e_2} & \triangleleft h_{e_3} \\ j_2 & j_3 \end{array} \end{array} \\ + \\ \begin{array}{c} \triangleleft h_{e_2} \\ j_2 \\ \triangleleft h_{e_3} \\ j_3 \end{array} \end{array} \quad (4.29)$$

Compared against Eq. (4.21), there are three differences on the right-hand side:

- The arrow on the line carrying spin j_1 is reversed;
- The node with spins j_1 , j_1 and 1 has the opposite sign;

- There is no factor of (-1) , due to the absence of (-1) in Eq. (4.15) as opposed to Eq. (4.14).

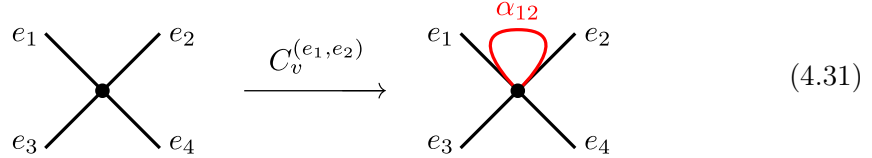
By Eqs. (3.4) and (3.9), the first two differences contribute respectively the factors $(-1)^{2j_1}$ and $(-1)^{2j_1+1}$. Thus the overall factor in Eq. (4.29) relative to Eq. (4.21) is $(-1)^{4j_1+2} = +1$. This argument shows that the matrix elements of not only the volume operator, but those of any operator which acts on holonomies only through the angular momentum operator $J_i^{(v,e)}$, are not sensitive to the orientation of the edges in the state on which the operator is acting.

4.3 Euclidean operator

The Euclidean operator


$$C_v^{(e_1, e_2)} = \epsilon^{ijk} \text{Tr}(\tau_k^{(s)} D^{(s)}(h_{\alpha_{12}})) J_i^{(v, e_1)} J_j^{(v, e_2)} \quad (4.30)$$

is a central ingredient of the Warsaw Hamiltonian for loop quantum gravity [64, 67]. The Euclidean operator acts on a pair of edges e_1, e_2 connected to the node v . In the definition of the operator, α_{12} denotes a closed loop which is tangent to the edges e_1 and e_2 (but does not overlap with them). As far as the graph of a spin network state is concerned, the action of the Euclidean operator consists of attaching the loop α_{12} (with the holonomy of the loop carrying spin s) to the graph of the state on which it is acting, as illustrated by the drawing below:



$$\begin{array}{ccc} \begin{array}{c} e_1 \quad e_2 \\ \diagdown \quad / \\ \bullet \\ / \quad \diagdown \\ e_3 \quad e_4 \end{array} & \xrightarrow{C_v^{(e_1, e_2)}} & \begin{array}{c} e_1 \quad e_2 \\ \diagdown \quad / \\ \bullet \\ / \quad \diagdown \\ e_3 \quad e_4 \end{array} \end{array} \quad (4.31)$$

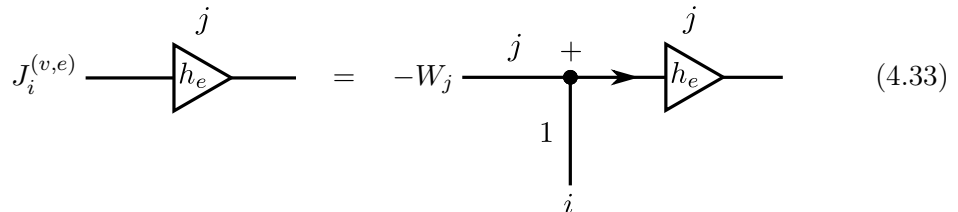
As an example of computing the action of the Euclidean operator in detail, let us consider the action of $C_v^{(e_1, e_2)}$ on the state



$$\begin{array}{c} \begin{array}{c} j_1 \quad j_2 \\ \diagdown \quad / \\ \bullet \\ / \quad \diagdown \\ l_1 \quad l_2 \end{array} \end{array} \quad (4.32)$$

Here we have again assumed that the edges are oriented outwards from the node; however, the argument given in the previous section shows that the matrix elements of the Euclidean operator, which we will obtain as the result of our calculation, are independent of the orientation of the edges on which the operator acts.

Given our choice of orientation for the edges e_1 and e_2 , the angular momentum operators in the Euclidean operator act on the holonomies of the state (4.32) according to Eq. (4.14), namely



$$J_i^{(v, e)} \begin{array}{c} j \\ \triangle \\ h_e \end{array} = -W_j \begin{array}{c} j \\ \bullet \\ + \\ | \\ 1 \\ i \end{array} \begin{array}{c} j \\ \triangle \\ h_e \end{array} \quad (4.33)$$

The remaining part of the operator (4.30) may also be expressed in graphical form. Making use of the graphical representations of ϵ^{ijk} and $\tau_k^{(s)}$ from Eqs. (3.19) and (3.16), we find

$$\epsilon^{ijk} \text{Tr}(\tau_k^{(s)} D^{(s)}(h_{\alpha_{12}})) = (i\sqrt{6})(iW_s) \begin{array}{c} \text{---} s \text{---} \\ \diagup \quad \diagdown \\ \triangle h_\alpha \\ \diagdown \quad \diagup \\ \text{---} + \text{---} \\ \uparrow 1 \\ \text{---} + \text{---} \\ \diagdown \quad \diagup \\ i \quad \quad \quad j \end{array} \quad (4.34)$$

where the free indices i and j are to be contracted against the indices of the angular momentum operators.

With the help of Eqs. (4.33) and (4.34), we can now write down the action of the operator $C_v^{(e_1, e_2)}$ on the state (4.32):

$$C_v^{(e_1, e_2)} \begin{array}{c} \text{---} j_1 \text{---} \quad \text{---} j_2 \text{---} \\ \diagdown \quad \diagup \quad \diagdown \quad \diagup \\ \triangle h_{e_1} \quad \triangle h_{e_2} \\ \diagdown \quad \diagup \\ \text{---} + \text{---} \\ \uparrow k_{12} \\ \text{---} + \text{---} \\ l_1 \quad \quad \quad l_2 \end{array} = -\sqrt{6}W_{j_1}W_{j_2}W_s \begin{array}{c} \text{---} s \text{---} \\ \diagup \quad \diagdown \\ \triangle h_\alpha \\ \diagdown \quad \diagup \\ \text{---} + \text{---} \\ \uparrow 1 \\ \text{---} + \text{---} \\ \diagdown \quad \diagup \\ \triangle h_{e_1} \quad \triangle h_{e_2} \\ \diagdown \quad \diagup \\ \text{---} + \text{---} \\ \uparrow k_{12} \\ \text{---} + \text{---} \\ l_1 \quad \quad \quad l_2 \end{array} \quad (4.35)$$

In order to bring out the matrix elements of the operator with respect to a particular basis, the intertwiner on the right-hand side must be expanded in the desired basis. Focusing on the five-valent intertwiner carrying spins j_1, j_2, l_1, l_2 and 1, we choose to expand it as

$$\begin{array}{c} \text{---} j_1 \text{---} \quad \text{---} j_2 \text{---} \\ \diagdown \quad \diagup \quad \diagdown \quad \diagup \\ \triangle h_{e_1} \quad \triangle h_{e_2} \\ \diagdown \quad \diagup \\ \text{---} + \text{---} \\ \uparrow k_{12} \\ \text{---} + \text{---} \\ l_1 \quad \quad \quad l_2 \end{array} = \sum_{x_{12} y} d_{x_{12}} d_y E_{12}(k_{12}, x_{12}, y) \begin{array}{c} \text{---} j_1 \text{---} \quad \text{---} j_2 \text{---} \\ \diagdown \quad \diagup \\ \text{---} + \text{---} \\ \uparrow x_{12} \\ \text{---} + \text{---} \\ l_1 \quad \quad \quad y \quad \quad \quad 1 \quad \quad \quad l_2 \end{array} \quad (4.36)$$

At the end of the calculation, the loop created by the Euclidean operator,

$$\begin{array}{c} \text{---} s \text{---} \\ \diagup \quad \diagdown \\ \triangle h_\alpha \\ \diagdown \quad \diagup \\ \text{---} + \text{---} \\ \uparrow 1 \end{array} \quad (4.37)$$

will be attached to the line carrying spin 1 on the right-hand side of Eq. (4.36).

The coefficients $E_{12}(k_{12}, x_{12}, y)$ in Eq. (4.36) are obtained by contracting the intertwiner on the left-hand side of the equation with that on the right-hand side:

$$E_{12}(k_{12}, x_{12}, y) = l_1 \text{ (diagram) } l_2 \quad (4.38)$$

To deal with this diagram, we appeal to the fundamental theorem of graphical calculus in the form (3.45). The diagram can be separated into two disconnected pieces by cutting three lines according to

$$\text{(diagram)} \quad (4.39)$$

Therefore the diagram is equal to the product of the two pieces resulting from the cutting. The simpler of the two pieces is

$$\text{(diagram)} = (-1)^{k_{12}+l_1-l_2} \begin{Bmatrix} k_{12} & x_{12} & 1 \\ y & l_2 & l_1 \end{Bmatrix}, \quad (4.40)$$

where the factor $(-1)^{k_{12}+l_1-l_2}$ arises when Eqs. (3.4), (3.9) and (3.10) are used to adjust the arrows and signs in the diagram so that they agree with Eq. (3.32). Similarly, by comparing the remaining piece of the diagram (4.39) with Eq. (3.36), we find

$$\text{(diagram)} = - \text{(diagram)} = (-1)^{k_{12}-x_{12}} \begin{Bmatrix} j_1 & j_1 & 1 \\ j_2 & j_2 & 1 \\ k_{12} & x_{12} & 1 \end{Bmatrix}. \quad (4.41)$$

Hence we have shown that

$$E_{12}(k_{12}, x_{12}, y) = (-1)^{l_1 - l_2 + x_{12}} \begin{Bmatrix} k_{12} & x_{12} & 1 \\ y & l_2 & l_1 \end{Bmatrix} \begin{Bmatrix} j_1 & j_1 & 1 \\ j_2 & j_2 & 1 \\ k_{12} & x_{12} & 1 \end{Bmatrix}. \quad (4.42)$$

We may now read off the result of our calculation from Eqs. (4.35) and (4.36). We see that the action of the Euclidean operator on the state (4.32) is given by

$$\begin{aligned} C_v^{(e_1, e_2)} &= -\sqrt{6} W_{j_1} W_{j_2} W_s \sum_{x_{12} y} d_{x_{12}} d_y (-1)^{l_1 - l_2 + x_{12}} \\ &\times \begin{Bmatrix} k_{12} & x_{12} & 1 \\ y & l_2 & l_1 \end{Bmatrix} \begin{Bmatrix} j_1 & j_1 & 1 \\ j_2 & j_2 & 1 \\ k_{12} & x_{12} & 1 \end{Bmatrix} \end{aligned} \quad (4.43)$$

4.4 Curvature operator

The curvature operator $R_v^{(e_1, e_2)}$ [63], just as the Euclidean operator considered in the previous section, acts on a pair of edges (e_1, e_2) belonging to the node v . If the edges e_1 and e_2 are coupled to a definite total spin by the intertwiner at the node, the action of the curvature operator is diagonal:

$$R_v^{(e_1, e_2)} \begin{Bmatrix} j_1 & j_1 & 1 \\ j_2 & j_2 & 1 \\ k & k & 1 \end{Bmatrix} = \Lambda(j_1, j_2, k) \begin{Bmatrix} j_1 & j_1 & 1 \\ j_2 & j_2 & 1 \\ k & k & 1 \end{Bmatrix} \quad (4.44)$$

where $\Lambda(j_1, j_2, k)$ is a certain function of the spins j_1, j_2 and k .

The curvature operator is an example of an operator whose action on spin network states cannot be expressed in fully graphical form, by equations analogous to Eq. (4.21) or Eq. (4.35) (this is because the operator $R_v^{(e_1, e_2)}$ is a non-polynomial function of the angular momentum operators $J_i^{(v, e)}$). Graphical techniques can nevertheless be useful in computing the action of the operator. For example, let us consider the problem of acting with $R_v^{(e_1, e_2)}$ on the state

$$\begin{Bmatrix} j_1 & j_1 & 1 \\ j_2 & j_2 & 1 \\ j_3 & j_4 & k \end{Bmatrix} \quad (4.45)$$

A straightforward (and essentially non-graphical) approach to the problem would consist of the following three steps:

- Perform a suitable change of basis in the intertwiner space of the node, expressing the intertwiner at the node in a basis in which the edges e_1 and e_2 are coupled together.
- Apply the operator $R_v^{(e_1, e_2)}$, which now acts diagonally on the new intertwiner basis.
- Reverse the change of basis performed in the first step, transforming the intertwiner back into the original basis.

However, there exists also an alternative method⁵, which can be used to attack the problem graphically, and in which the action of the curvature operator is computed in a single step, without having to perform any changes of basis in the intertwiner space.

Eq. (4.44) shows that the operator $R_v^{(e_1, e_2)}$ can essentially be viewed as an operator acting on the intertwiner space of the node v , the action of the operator being given by

$$R_{12} \begin{array}{c} j_1 \quad j_2 \\ \diagdown \quad \diagup \\ \bullet \\ \text{+} \\ | \\ k \end{array} = \Lambda(j_1, j_2, k) \begin{array}{c} j_1 \quad j_2 \\ \diagdown \quad \diagup \\ \bullet \\ \text{+} \\ | \\ k \end{array} \quad (4.46)$$

It then turns out that the operator R_{12} can be expressed in graphical form as

$$R_{12} = \sum_x d_x \Lambda(j_1, j_2, x) \begin{array}{c} j_1 \quad j_2 \\ \diagdown \quad \diagup \\ \bullet \\ \text{+} \\ | \\ x \\ \bullet \\ \text{-} \\ \diagdown \quad \diagup \\ j_1 \quad j_2 \end{array} \quad (4.47)$$

This graphical operator acts by attaching its two legs onto the two lines of the intertwiner on which it is acting. To check that (4.47) is indeed a correct representation of the operator R_{12} , it suffices to act with it on an intertwiner in which the spins j_1 and j_2 are coupled, and observe that Eq. (4.46) is reproduced:

$$R_{12} \begin{array}{c} j_1 \quad j_2 \\ \diagdown \quad \diagup \\ \bullet \\ \text{+} \\ | \\ k \end{array} = \sum_x d_x \Lambda(j_1, j_2, x) \begin{array}{c} j_1 \quad j_2 \\ \diagdown \quad \diagup \\ \bullet \\ \text{+} \\ | \\ x \\ \bullet \\ \text{-} \\ \diagdown \quad \diagup \\ j_1 \quad j_2 \\ \bullet \\ \text{+} \\ | \\ k \end{array} = \Lambda(j_1, j_2, k) \begin{array}{c} j_1 \quad j_2 \\ \diagdown \quad \diagup \\ \bullet \\ \text{+} \\ | \\ k \end{array} \quad (4.48)$$

⁵This method was pointed out to the author by Cong Zhang.

where we have recalled that

$$\begin{array}{c} x \\ | \\ \bullet \\ | \\ \text{---} \\ | \\ \bullet \\ | \\ k \\ | \\ + \end{array} = \delta_{kx} \frac{1}{d_k} \left| \begin{array}{c} k \end{array} \right. \quad (4.49)$$

To illustrate the use of the graphical operator (4.47), let us apply it to the problem of evaluating the action of the curvature operator on the state (4.45) – or, equivalently, the action of the operator R_{12} on the intertwiner

$$\begin{array}{c} j_1 \quad j_2 \\ \diagdown \quad \diagup \\ \bullet \xrightarrow{k} \bullet \\ \diagup \quad \diagdown \\ j_3 \quad j_4 \end{array} \quad (4.50)$$

Attaching the operator (4.47) to the intertwiner, we get

$$R_{12} \begin{array}{c} j_1 \quad j_2 \\ \diagdown \quad \diagup \\ \bullet \xrightarrow{k} \bullet \\ \diagup \quad \diagdown \\ j_3 \quad j_4 \end{array} = \sum_x d_x \Lambda(j_1, j_2, x) \begin{array}{c} j_1 \quad j_2 \\ \diagdown \quad \diagup \\ \bullet \\ | \\ x \\ | \\ \bullet \\ | \\ j_1 \quad j_2 \\ \diagdown \quad \diagup \\ \bullet \xrightarrow{k} \bullet \\ \diagup \quad \diagdown \\ j_3 \quad j_4 \end{array} \quad (4.51)$$

To obtain the matrix elements of R_{12} in the basis formed by the intertwiners (4.50), it suffices to expand the intertwiner on the right-hand side of Eq. (4.51) in this basis. Using the fundamental theorem in its four-valent version (3.42), we have

$$\begin{array}{c} j_1 \quad j_2 \\ \diagdown \quad \diagup \\ \bullet \\ | \\ x \\ | \\ \bullet \\ | \\ j_1 \quad j_2 \\ \diagdown \quad \diagup \\ \bullet \xrightarrow{k} \bullet \\ \diagup \quad \diagdown \\ j_3 \quad j_4 \end{array} = \sum_y d_y \begin{array}{c} y \\ \curvearrowright \\ \bullet \\ | \\ j_1 \quad j_2 \\ \diagdown \quad \diagup \\ \bullet \\ | \\ x \\ | \\ \bullet \\ | \\ j_1 \quad j_2 \\ \diagdown \quad \diagup \\ \bullet \xrightarrow{k} \bullet \\ \diagup \quad \diagdown \\ j_3 \quad j_4 \end{array} - \begin{array}{c} j_1 \quad j_2 \\ \diagdown \quad \diagup \\ \bullet \xrightarrow{y} \bullet \\ \diagup \quad \diagdown \\ j_3 \quad j_4 \end{array} \quad (4.52)$$

Here the diagram within the sum should clearly be split into two pieces by cutting it across the three vertical lines. Before performing the cut, we introduce (at no cost of a sign factor) two oppositely oriented arrows on the line carrying spin x . This is done so that each of the the two pieces resulting from the cut will be a properly contracted, invariant object. In this way we find

$$(4.53)$$

By comparing the first piece with Eq. (3.32), we see that

$$(4.54)$$

Similarly, comparing the second piece with Eq. (3.47), we get

$$(4.55)$$

Hence the overall sign on the right-hand side of Eq. (4.53) is $(-1)^{2j_1+2j_3+2y} = +1$.

The calculation has now been completed. Inserting Eqs. (4.54) and (4.55) back into Eq. (4.52), we conclude that the action of the curvature operator on the intertwiner (4.50) is given by

$$(4.56)$$

We leave it for the reader to check that the same result is obtained from the non-graphical calculation outlined in the beginning of this section, using Eq. (3.31) to interchange the lines carrying spins j_2 and j_3 in the intertwiner (4.50). In the example at hand, the graphical solution does not really require any less effort than the non-graphical approach. However, the graphical representation of the curvature operator can be significantly more effective in more complicated cases, especially if a formula for the change of basis required in the non-graphical calculation is not readily available.

Exercises

1. The scalar product between two states based on a graph Γ is defined as

$$\langle \Psi_\Gamma | \Phi_\Gamma \rangle = \int dh_{e_1} \cdots dh_{e_N} \overline{\Psi_\Gamma(h_{e_1}, \dots, h_{e_N})} \Phi_\Gamma(h_{e_1}, \dots, h_{e_N}),$$

where each dh_e is the $SU(2)$ Haar measure. Show that the scalar product between two spin network states of the form (4.1) is

$$\langle \Psi_{\Gamma, \{j_e\}, \{l_v\}} | \Psi_{\Gamma, \{j'_e\}, \{l'_v\}} \rangle = \left(\prod_{e \in \Gamma} \frac{1}{d_{j_e}} \delta_{j_e, j'_e} \right) \left(\prod_{v \in \Gamma} \langle l_v | l'_v \rangle \right).$$

How can the definition of the scalar product be extended to states which are not based on the same graph? Formulate a set of assumptions which the graphs must satisfy so that the states $\Psi_{\Gamma, \{j_e\}, \{l_v\}}$ and $\Psi_{\Gamma', \{j'_e\}, \{l'_v\}}$, based on two different graphs, are guaranteed to be orthogonal to each other. (See e.g. [2] or [12].)

2. Check that the operator $J_i^{(v,e)}$ satisfies the commutation relation

$$[J_i^{(v,e)}, J_j^{(v',e')}] = \delta_{vv'} \delta_{ee'} i \epsilon_{ij}^k J_k^{(v,e)}.$$

3. Calculate the commutator $[D^{(j)m}_n(h_e), J_i^{(v,e)}]$, when the point v is

- (a) the beginning point of the edge e ;
- (b) the endpoint of the edge e .

4. Show that the generic spin network node

$$l^{m_1 \cdots m_M}{}_{m'_1 \cdots m'_N} D^{(j_1)n_1}{}_{m_1}(h_{e_1}) \cdots D^{(j_M)n_M}{}_{m_M}(h_{e_M}) D^{(j'_1)m'_1}{}_{n'_1}(h_{e'_1}) \cdots D^{(j'_N)m'_N}{}_{n'_N}(h_{e'_N}),$$

which contains M outgoing edges e_1, \dots, e_M and N incoming edges e'_1, \dots, e'_N , is annihilated by the Gauss operator

$$G_i^{(v)} = \sum_{\substack{\text{edges} \\ \text{at } v}} J_i^{(v,e)}.$$

5. Verify that the angle operator

$$\Delta_v^{(e_1, e_2)} = J_i^{(v, e_1)} J^{(v, e_2) i}$$

and the volume operator

$$q_v^{(e_1, e_2, e_3)} = \epsilon^{ijk} J_i^{(v, e_1)} J_j^{(v, e_2)} J_k^{(v, e_3)}$$

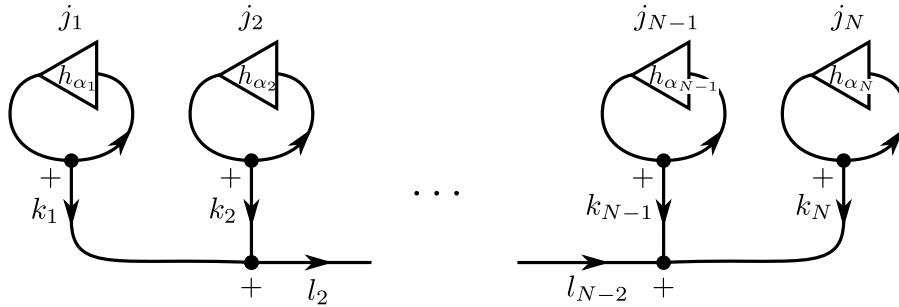
commute with the Gauss operator $G_i^{(v)}$ defined in the previous problem.

6. Show, without making use of the graphical formalism, that the action of the volume operator

$$q_v^{(e_1, e_2, e_3)} = \epsilon^{ijk} J_i^{(v, e_1)} J_j^{(v, e_2)} J_k^{(v, e_3)}$$

on a three-valent spin network node gives zero. (Use the gauge invariance condition $J_i^{(v, e_1)} + J_i^{(v, e_2)} + J_i^{(v, e_3)} = 0$ and the commutation relations of the angular momentum operator.)

7. Consider the following spin network state, whose graph consists of N closed loops $\alpha_1, \dots, \alpha_N$ all intersecting each other a single node v :



Find how the state behaves under a transformation which reverses the orientation of all the loops, i.e. $h_{\alpha_i} \rightarrow h_{\alpha_i}^{-1}$ for every α_i .

8. Calculate the action of the area operator [65, 69]

$$A_v^{(e)} = J_i^{(v,e)} J^{(v,e)i}$$

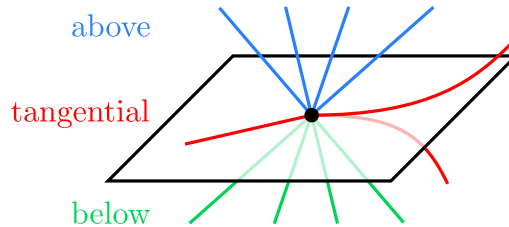
on the holonomy $D^{(j)m}_n(h_e)$, assuming that the node v is the beginning point of the edge e .

9. If the surface whose area we wish to measure contains a node of a spin network state, the area operator associated to the surface is given by

$$A_v = \sum_{e_I, e_J \text{ at } v} \delta(e_I, e_J) J_i^{(v, e_I)} J^{(v, e_J) i},$$

where $\delta(e_I, e_J)$ equals 0 if either e_I or e_J intersects the surface tangentially at the node, and otherwise equals +1 if e_I and e_J lie on the same side of the surface, or -1 if they lie on opposite sides of it. Find the eigenvalues of the operator A_v . (*Hint*: It is useful to divide the edges belonging to the node into three classes – "above", "below" and "tangential" – as shown in the drawing, and express A_v in terms of the operators

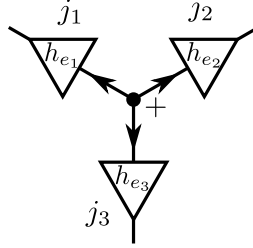
$$J_i^{(v,a)} = \sum_{e \text{ above } S} J_i^{(v,e)}, \quad J_i^{(v,b)} = \sum_{e \text{ below } S} J_i^{(v,e)}, \quad J_i^{(v,t)} = \sum_{e \text{ tangential to } S} J_i^{(v,e)}.$$



10. Calculate the action of the angle operator [68]

$$\Delta_v^{(e_1, e_2)} = J_i^{(v, e_1)} J_i^{(v, e_2)}$$

on the three-valent node

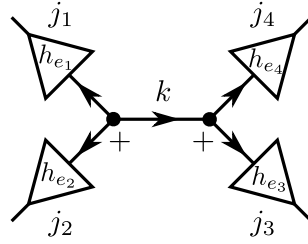


(a) Graphically;

(b) Non-graphically, using the condition $J_i^{(v, e_1)} + J_i^{(v, e_2)} + J_i^{(v, e_3)} = 0$.

Verify that your answers to parts (a) and (b) are consistent with each other.

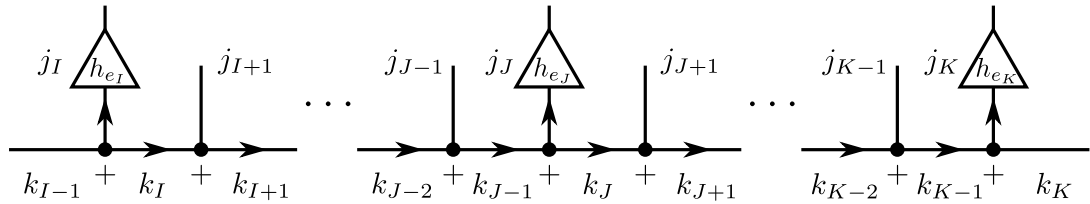
11. Calculate the action of the volume operator $q_v^{(e_1, e_2, e_3)}$ on the four-valent node



12. Calculate the action of the volume operator

$$q_v^{(e_I, e_J, e_K)} = \epsilon^{ijk} J_i^{(v, e_I)} J_j^{(v, e_J)} J_k^{(v, e_K)}$$

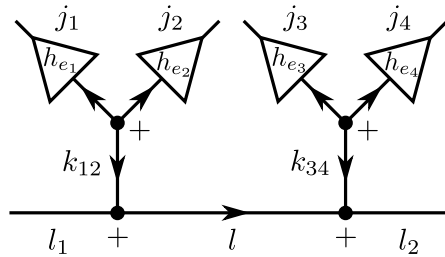
on the state



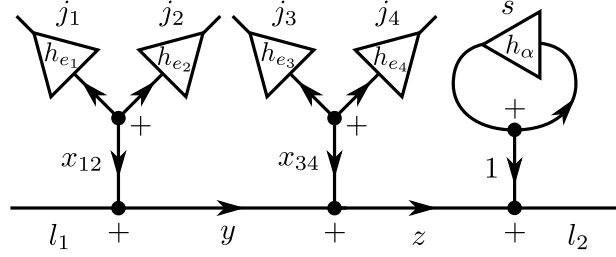
13. Calculate the action of the Euclidean operator

$$C_v^{(e_1, e_3)} = \epsilon^{ijk} \text{Tr}(\tau_k^{(s)} D^{(s)}(h_{\alpha_{13}})) J_i^{(v, e_1)} J_j^{(v, e_3)}$$

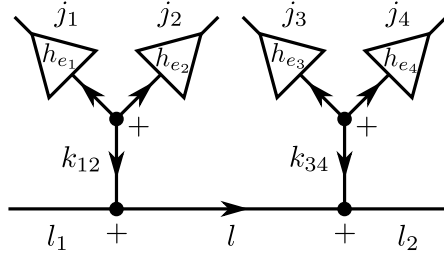
on the state



Express the result in terms of states of the form



14. Calculate the action of the curvature operator $R_v^{(e_1, e_3)}$ on the state



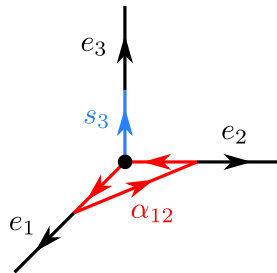
- (a) Using the graphical representation of the curvature operator;
- (b) By transforming the state into a basis in which $R_v^{(e_1, e_3)}$ acts diagonally – recall Eq. (3.59) – and reversing the change of basis after the operator has acted.

Verify that your answers to parts (a) and (b) are consistent with each other.

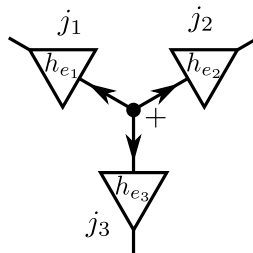
15. The Euclidean part of Thiemann's Hamiltonian (see e.g. [18] or [70]) is essentially the operator

$$H_v^{(e_1, e_2, e_3)} = \text{Tr} \left(D^{(s)}(h_{\alpha_{12}}) D^{(s)}(h_{s_3}^{-1}) V_v D^{(s)}(h_{s_3}) \right).$$

The notation is explained by the drawing below: s_I denotes a segment of the edge e_I , and α_{IJ} is the loop $s_J^{-1} \circ p_{JI} \circ s_I$, where p_{JI} is an edge connecting the endpoints of s_I and s_J . Furthermore, V_v is the actual volume operator (not the operator q_v) acting on the node v .



Calculate the action of $H_v^{(e_1, e_2, e_3)}$ on the three-valent node



Assume that the action of the volume operator on a three-valent, non-gauge invariant node has the generic form

$$V_v \left(\begin{array}{c} j_1 \\ \nearrow h_{e_1} \\ \bullet \\ \nwarrow h_{e_2} \\ j_2 \end{array} \xrightarrow{k} \begin{array}{c} l \\ \nearrow \\ \bullet \\ \nwarrow h_{e_3} \\ j_3 \end{array} \right) = \sum_x V^{(j_1 j_2 j_3 l)}(x, k) \left(\begin{array}{c} j_1 \\ \nearrow h_{e_1} \\ \bullet \\ \nwarrow h_{e_2} \\ j_2 \end{array} \xrightarrow{x} \begin{array}{c} l \\ \nearrow \\ \bullet \\ \nwarrow h_{e_3} \\ j_3 \end{array} \right)$$

Are the matrix elements of $H_v^{(e_1, e_2, e_3)}$ independent of the orientation of the edges e_1 , e_2 and e_3 ?

(This calculation is discussed using graphical techniques e.g. in [29] and [31].)

Bibliography

Loop quantum gravity

- [1] A. Ashtekar, *Introduction to loop quantum gravity*, arXiv:1201.4598 [gr-qc].
- [2] A. Ashtekar and J. Lewandowski, *Background independent quantum gravity: A status report*, Class. Quant. Grav. 21, R53 (2004). arXiv:gr-qc/0404018.
- [3] E. Bianchi, *Spinfoam gravity*, in *Loop quantum gravity: The first 30 years*, ed. A. Ashtekar and J. Pullin, World Scientific Publishing (2017).
- [4] N. Bodendorfer, *An elementary introduction to loop quantum gravity*, arXiv:1607.05129 [gr-qc].
- [5] M. Bojowald, *Canonical gravity and applications*, Cambridge University Press (2011).
- [6] F. Cianfrani, O. M. Lecian, M. Lulli and G. Montani, *Canonical quantum gravity. Fundamentals and recent developments*, World Scientific Publishing (2014).
- [7] P. Doná and S. Speziale, *Introductory lectures to loop quantum gravity*, arXiv:1007.0402 [gr-qc].
- [8] R. Gambini and J. Pullin, *A first course in loop quantum gravity*, Oxford University Press (2011).
- [9] K. Giesel and H. Sahlmann, *From classical to quantum gravity: Introduction to loop quantum gravity*, arXiv:1203.2733 [gr-qc].
- [10] M. Han, W. Huang and Y. Ma, *Fundamental structure of loop quantum gravity*, Int. J. Mod. Phys. D 16, 1397 (2007). arXiv:gr-qc/0509064.
- [11] S. Mercuri, *Introduction to loop quantum gravity*, PoS ISFTG 016 (2009). arXiv:1001.1330 [gr-qc].
- [12] I. Mäkinen, *Dynamics in canonical models of loop quantum gravity*, PhD thesis (2019). arXiv:1910.00469 [gr-qc].
- [13] A. Perez, *The spin foam approach to quantum gravity*, Living Rev. Rel. 16, 3 (2013). arXiv:1205.2019 [gr-qc].
- [14] C. Rovelli, *Quantum gravity*, Cambridge University Press (2004).
- [15] C. Rovelli, *Zakopane lectures on loop gravity*, arXiv:1102.3660 [gr-qc].
- [16] C. Rovelli and F. Vidotto, *Covariant loop quantum gravity: An elementary introduction to quantum gravity and spinfoam theory*, Cambridge University Press (2014).
- [17] T. Thiemann, *Lectures on loop quantum gravity*, Lect. Notes Phys. 631, 41 (2003). arXiv:gr-qc/0210094.
- [18] T. Thiemann, *Modern canonical quantum general relativity*, Cambridge University Press (2007).

Quantum theory of angular momentum

- [19] L. C. Biedenharn and J. D. Louck, *Angular momentum in quantum physics*, Encycl. Math. Appl. 8, Addison-Wesley Publishing Company (1981).
- [20] D. M. Brink and C. R. Satchler, *Angular momentum*, 2nd edition, Clarendon Press (1968).
- [21] A. R. Edmonds, *Angular momentum in quantum mechanics*, Princeton University Press (1957).
- [22] J. Schwinger, *On angular momentum*, published in *Quantum theory of angular momentum*, ed. L. C. Biedenharn and H. Van Dam, Academic Publishing (1965).
- [23] W. J. Thompson, *Angular momentum*, Wiley-WCH (2004).
- [24] D. A. Varshalovich, A. N. Moskalev and V. K. Khersonskii, *Quantum theory of angular momentum*, World Scientific Publishing (1988).
- [25] A. P. Yutsis, I. B. Levinson and V. V. Vanagas, *Mathematical apparatus of the theory of angular momentum*, Israel Program for Scientific Translations (1962).

$SU(2)$ representation theory

- [26] B. C. Hall, *Lie groups, Lie algebras, and representations*, Springer (2003).
- [27] S. Sternberg, *Group theory and physics*, Cambridge University Press (1994).
- [28] W.-K. Tung, *Group theory in physics*, World Scientific Publishing (1985).

Graphical calculus

- [29] E. Alesci, K. Liegener and A. Zipfel, *Matrix elements of Lorentzian Hamiltonian constraint in LQG*, Phys. Rev. D 88, 084043 (2013). arXiv:1306.0861 [gr-qc].
- [30] E. Alesci and C. Rovelli, *The complete LQG propagator: I. Difficulties with the Barrett-Crane vertex*, Phys. Rev. D 76, 104012 (2007). arXiv:0708.0883 [gr-qc].
- [31] E. Alesci, T. Thiemann and A. Zipfel, *Linking covariant and canonical LQG: new solutions to the Euclidean scalar constraint*, Phys. Rev. D 86, 024017 (2012). arXiv:1109.1290 [gr-qc].
- [32] P. Martin-Dussaud, *A primer of group theory for loop quantum gravity and spin-foams*, arXiv:1902.08439 [math-ph].
- [33] J. Yang and Y. Ma, *Graphical method in loop quantum gravity: I. Derivation of the closed formula for the matrix element of the volume operator*, arXiv:1505.00223 [gr-qc] (2015).
- [34] J. Yang and Y. Ma, *Graphical method in loop quantum gravity: II. The Hamiltonian constraint and inverse volume operators*, arXiv:1505.00225 [gr-qc] (2015).

Coherent states

- [35] B. Bahr and T. Thiemann, *Gauge-invariant coherent states for loop quantum gravity II: Non-abelian gauge groups*, Class. Quant. Grav. 26, 045012 (2009). arXiv:0709.4636 [gr-qc].
- [36] E. Bianchi, E. Magliaro and C. Perini, *Coherent spin-networks*, Phys. Rev. D 82, 024012 (2010). arXiv:0912.4054 [gr-qc].
- [37] E. R. Livine and S. Speziale, *A new spinfoam vertex for quantum gravity*, Phys. Rev. D 76, 084028 (2007). arXiv:0705.0674 [gr-qc].
- [38] A. Perelomov, *Generalized coherent states and their applications*, Springer (1986).
- [39] J. M. Radcliffe, *Some properties of spin coherent states*, J. Phys. A 4, 313 (1971).
- [40] T. Thiemann, *Gauge field theory coherent states (GCS): I. General properties*, Class. Quant. Grav. 18, 2025 (2001). arXiv:hep-th/0005233.
- [41] T. Thiemann and O. Winkler, *Gauge field theory coherent states (GCS): II. Peakedness properties*, Class. Quant. Grav. 18, 2561 (2001). arXiv:hep-th/0005237.
- [42] T. Thiemann and O. Winkler, *Gauge field theory coherent states (GCS): III. Ehrenfest theorems*, Class. Quant. Grav. 18, 4629 (2001). arXiv:hep-th/0005234.
- [43] T. Thiemann and O. Winkler, *Gauge field theory coherent states (GCS): IV. Infinite tensor product and thermodynamical limit*, Class. Quant. Grav. 18, 4997 (2001). arXiv:hep-th/0005235.

Spinors and twistors

- [44] E. F. Borja, L. Freidel, I. Garay and E. R. Livine, *$U(N)$ tools for loop quantum gravity: The return of the spinor*, Class. Quant. Grav. 28, 055005 (2011). arXiv:1010.5451 [gr-qc].
- [45] M. Dupuis, S. Speziale and J. Tamborino, *Spinors and twistors in loop gravity and spin foams*, arXiv:1201.2120 [gr-qc].
- [46] L. Freidel and S. Speziale, *From twistors to twisted geometries*, Phys. Rev. D 82, 084041 (2010). arXiv:1006.0199 [gr-qc].
- [47] E. R. Livine and J. Tamborino, *Spinor representation for loop quantum gravity*, J. Math. Phys. 53, 012503 (2012). arXiv:1105.3385 [gr-qc].

Applications of spinors, twistors and coherent states

- [48] E. Alesci, J. Lewandowski and I. Mäkinen, *Coherent $3j$ -symbol representation for the loop quantum gravity intertwiner space*, Phys. Rev. D 94, 084028 (2016). arXiv:1606.06561 [gr-qc].
- [49] V. Bonzom and E. R. Livine, *Generating functions for coherent intertwiners*, Class. Quant. Grav. 30, 055018 (2013). arXiv:1205.5677 [gr-qc].

- [50] F. Conrady and L. Freidel, *Quantum geometry from phase space reduction*, J. Math. Phys. 50, 123510 (2009). arXiv:0902.0351 [gr-qc].
- [51] L. Freidel and J. Hnybida, *A discrete and coherent basis of intertwiners*, Class. Quant. Grav. 31, 015019 (2014). arXiv:1305.3326 [math-ph].
- [52] L. Freidel, K. Krasnov and E. R. Livine, *Holomorphic factorization for a quantum tetrahedron*, Commun. Math. Phys. 297, 45 (2010). arXiv:0905.3627 [gr-qc].
- [53] L. Freidel and S. Speziale, *Twisted geometries: A geometric parametrisation of $SU(2)$ phase space*, Phys. Rev. D 82, 084040 (2010). arXiv:1001.2748 [gr-qc].

Schwinger's oscillator formalism

- [54] E. Bianchi, J. Guglielmon, L. Hackl and N. Yokomizo, *Squeezed vacua in loop quantum gravity*, arXiv:1605.05356 [gr-qc].
- [55] E. Bianchi, J. Guglielmon, L. Hackl and N. Yokomizo, *Loop expansion and the bosonic representation of loop quantum gravity*, Phys. Rev. D 94, 086009 (2016). arXiv:1609.02219 [gr-qc].
- [56] L. Freidel and E. R. Livine, *The fine structure of $SU(2)$ intertwiners from $U(N)$ representations*, J. Math. Phys. 51, 082502 (2010). arXiv:0911.3553 [gr-qc].
- [57] F. Girelli and E. R. Livine, *Reconstructing quantum geometry from quantum information: Spin networks as harmonic oscillators*, Class. Quant. Grav. 22, 3295 (2005). arXiv:gr-qc/0501075.

Asymptotics of $SU(2)$ recoupling theory

- [58] J. Ben Geloun and R. Gurau, *Asymptotes in $SU(2)$ recoupling theory: Wigner matrices, $3j$ symbols, and character localization*, Ann. Henri Poincaré 12, 77 (2011). arXiv:1009.5632 [math-ph].
- [59] V. Bonzom and P. Fleury, *Asymptotics of Wigner $3nj$ -symbols with small and large angular momenta: An elementary method*, J. Phys. A: Math. Theor. 45, 075202 (2012). arXiv:1108.1569 [quant-ph].
- [60] M. Dupuis and E. R. Livine, *Pushing further the asymptotics of the $6j$ -symbol*, Phys. Rev. D 80, 024035 (2009). arXiv:0905.4188 [gr-qc].
- [61] H. M. Haggard and R. G. Littlejohn, *Asymptotics of the Wigner $9j$ symbol*, Class. Quant. Grav. 27, 135010 (2010). arXiv:0912.5384 [gr-qc].
- [62] L. Yu and R. G. Littlejohn, *Semiclassical analysis of the Wigner $9J$ -symbol with small and large angular momenta*, Phys. Rev. A 83, 052114 (2011). arXiv:1104.1499 [math-ph].

Operators in loop quantum gravity

- [63] E. Alesci, M. Assanioussi and J. Lewandowski, *A curvature operator for LQG*, Phys. Rev. D 89, 124017 (2014). arXiv:1403.3190 [gr-qc].
- [64] E. Alesci, M. Assanioussi, J. Lewandowski and I. Mäkinen, *Hamiltonian operator for loop quantum gravity coupled to a scalar field*, Phys. Rev. D 91, 124067 (2015). arXiv:1504.02068 [gr-qc].
- [65] A. Ashtekar and J. Lewandowski, *Quantum theory of gravity I: Area operators*, Class. Quant. Grav. 14, A55 (1997). arXiv:gr-qc/9602046.
- [66] A. Ashtekar and J. Lewandowski, *Quantum theory of gravity II: Volume operators*, Adv. Theor. Math. Phys. 1, 388 (1998). arXiv:gr-qc/9711031.
- [67] M. Assanioussi, J. Lewandowski and I. Mäkinen, *New scalar constraint operator for loop quantum gravity*, Phys. Rev. D 92, 044042 (2015). arXiv:1506.00299 [gr-qc].
- [68] S. A. Major, *Operators for quantized directions*, Class. Quant. Grav. 16, 3859 (1999). arXiv:gr-qc/9905019.
- [69] C. Rovelli and L. Smolin, *Discreteness of area and volume in quantum gravity*, Nucl. Phys. B 442, 593 (1995); Erratum: *ibid.* B 456, 753 (1995). arXiv:gr-qc/9411005.
- [70] T. Thiemann, *Quantum spin dynamics (QSD)*, Class. Quant. Grav. 15, 839 (1998). arXiv:gr-qc/9606089.

$$\begin{pmatrix} j_1 & j_2 & j_3 \\ m_1 & m_2 & m_3 \end{pmatrix} = \begin{array}{c} j_1 \\ | \\ \bullet \\ / \quad \backslash \\ j_2 \quad j_3 \\ + \end{array} \quad \begin{array}{l} \epsilon_{mn}^{(j)} = m \xrightarrow{j} n \\ \xleftarrow{j} = (-1)^{2j} \xrightarrow{j} \\ \xrightarrow{j} \xleftarrow{j} = \xrightarrow{j} \end{array}$$

$$\begin{array}{c} j_1 \\ | \\ \bullet \\ / \quad \backslash \\ j_2 \quad j_3 \\ + \end{array} = (-1)^{j_1+j_2+j_3} \begin{array}{c} j_1 \\ | \\ \bullet \\ / \quad \backslash \\ j_2 \quad j_3 \\ - \end{array} = \begin{array}{c} j_1 \\ \uparrow \\ \bullet \\ / \quad \backslash \\ j_2 \quad j_3 \\ + \end{array}$$

$$C^{(j_1 j_2 j)}_{m_1 m_2}{}^m = (-1)^{j_1-j_2-j} \sqrt{d_j} \begin{array}{c} j_1 \\ \backslash \\ \bullet \\ / \quad \backslash \\ j_2 \quad j \\ + \end{array} \quad (\tau_i^{(j)})^m{}_n = iW_j \begin{array}{c} j \quad + \quad j \\ \bullet \\ | \\ 1 \end{array}$$

$$\begin{array}{c} j \\ \bullet \\ \circlearrowleft \\ j_2 \\ \bullet \\ j' \\ - \end{array} = \delta_{jj'} \frac{1}{d_j} \begin{array}{c} | \\ j \end{array} \quad \begin{array}{c} j \\ \backslash \\ \bullet \\ / \quad \backslash \\ j' \quad 0 \\ + \end{array} = \delta_{jj'} \frac{1}{\sqrt{d_j}} \begin{array}{c} | \\ j \end{array}$$

$$\begin{Bmatrix} j_1 & j_2 & j_3 \\ k_1 & k_2 & k_3 \end{Bmatrix} = \begin{array}{c} + \quad j_1 \quad + \\ \bullet \quad \bullet \quad \bullet \\ / \quad \backslash \quad / \quad \backslash \\ j_2 \quad k_3 \quad j_3 \quad k_2 \\ \bullet \quad \bullet \quad \bullet \\ \backslash \quad / \quad \backslash \quad / \\ j_3 \quad k_1 \quad j_2 \quad k_2 \\ + \end{array} \quad \begin{Bmatrix} j_1 & j_2 & j_3 \\ k_1 & k_2 & k_3 \\ l_1 & l_2 & l_3 \end{Bmatrix} = \begin{array}{c} + \quad j_3 \quad + \\ \bullet \quad \bullet \quad \bullet \\ / \quad \backslash \quad / \quad \backslash \\ j_1 \quad j_2 \quad l_3 \quad l_1 \\ \bullet \quad \bullet \quad \bullet \\ \backslash \quad / \quad \backslash \quad / \\ k_3 \quad k_2 \quad l_2 \quad k_1 \\ + \end{array}$$

$$\begin{array}{c} j_1 \quad j_4 \\ \backslash \quad / \\ \bullet \quad \bullet \\ / \quad \backslash \quad / \quad \backslash \\ j_2 \quad k \quad j_3 \quad l \\ + \quad + \end{array} = \sum_l d_l (-1)^{j_2+j_3+k+l} \begin{Bmatrix} j_1 & j_2 & k \\ j_4 & j_3 & l \end{Bmatrix} \begin{array}{c} j_1 \quad j_4 \\ \backslash \quad / \\ \bullet \quad \bullet \\ / \quad \backslash \quad / \quad \backslash \\ j_3 \quad l \quad j_2 \quad j_2 \\ + \quad + \end{array}$$

$$D^{(j)m}{}_n(g) = m \xrightarrow{j} \triangleleft g \xrightarrow{j} n \quad \begin{array}{c} \triangleleft g \\ \triangleleft g \end{array} = \sum_j d_j \begin{array}{c} j_1 \\ \backslash \\ \bullet \\ / \quad \backslash \\ j_2 \quad + \end{array} \xrightarrow{j} \triangleleft g \xrightarrow{j} \begin{array}{c} j_1 \\ \bullet \\ \backslash \quad / \\ - \quad j_2 \end{array}$$

$$J_i^{(v,e)} \begin{array}{c} v \\ \circlearrowleft \end{array} \xrightarrow{j} \triangleleft h_e \xrightarrow{j} = -W_j \begin{array}{c} j \\ \bullet \\ / \quad \backslash \\ + \quad 1 \\ | \\ i \end{array} \xrightarrow{j} \triangleleft h_e \xrightarrow{j}$$

$$J_i^{(v,e)} \xrightarrow{j} \triangleleft h_e \begin{array}{c} v \\ \circlearrowleft \end{array} = W_j \xrightarrow{j} \triangleleft h_e \begin{array}{c} j \\ \bullet \\ / \quad \backslash \\ + \quad 1 \\ | \\ i \end{array} \xrightarrow{j}$$