

COHERENT Plans for D₂O at the Spallation Neutron Source

REBECCA RAPP, on behalf of the COHERENT collaboration

Carnegie Mellon University, Pittsburgh, PA 15213, USA

Abstract: The Spallation Neutron Source (SNS) is a pulsed source of neutrons and, as a byproduct of this operation, an intense source of neutrinos via stopped-pion decay. The COHERENT collaboration uses this source to investigate coherent elastic neutrino-nucleus scattering (CEvNS) with a suite of detectors. To enable precise cross-section measurements, we must address an estimated 10% uncertainty in our flux calculation associated with the lack of data for π^\pm production from 1 GeV protons on an Hg target. We present here our Geant4 simulation of neutrino production at the SNS and our plans to experimentally normalize this flux with the development of a 670 kg D₂O detector. Using the precise cross section calculations for neutrino interactions on deuterium, we will dramatically reduce our flux uncertainty.

Talk presented at the 2019 Meeting of the Division of Particles and Fields of the American Physical Society (DPF2019), July 29–August 2, 2019, Northeastern University, Boston, C1907293.

1 Introduction

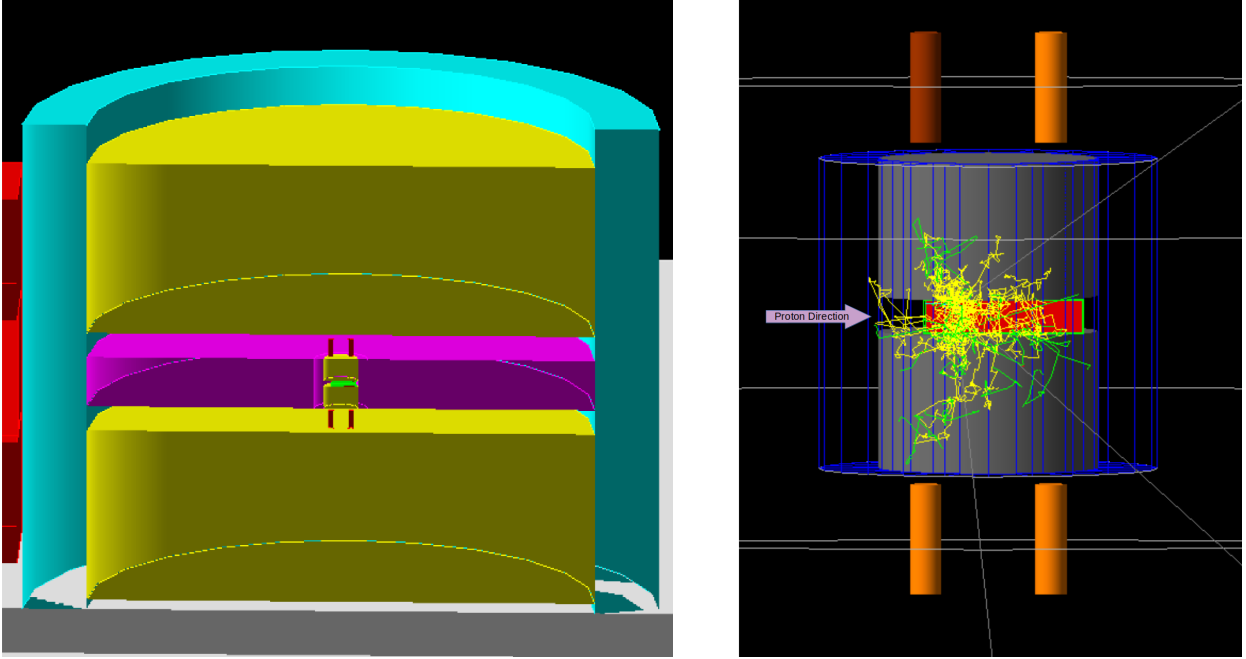
Cleanly predicted within the Standard Model (SM) in 1974 [1], coherent elastic neutrino-nucleus scattering (CEvNS) was first observed in 2017 by the COHERENT collaboration [2]. With the goal of precision CEvNS observations on multiple targets (CsI, NaI, LAr, Ge), we note that a global and nearly dominant systematic uncertainty is our understanding of the neutrino flux from the Spallation Neutron Source (SNS) at Oak Ridge National Laboratory [3].

We use the Geant4 Monte-Carlo framework [4] to calculate the flux of neutrinos in “Neutrino Alley”, a basement hallway (8 m.w.e.) where COHERENT deploys our detectors to take advantage of lower beam-related neutron backgrounds [3]. Section 2 describes the simulation, the results we obtain, and the 10% uncertainty we place on these results. Section 3 discusses the proposed development of a D₂O detector that will meet the size constraints of Neutrino Alley, reduce the flux systematic, and improve COHERENT’s physics sensitivity.

2 Geant4 Simulation of SNS Neutrino Production

The SNS accelerates protons to 1 GeV in pulses approximately 700 ns wide, typically 350 ns FWHM. These pulses strike a liquid mercury target at a frequency of 60 Hz to create spallation neutrons, but this process also produces pions which stop in the target and produce neutrinos from $\pi^+ \rightarrow \mu^+ + \nu_\mu$ and $\mu^+ \rightarrow e^+ + \bar{\nu}_\mu + \nu_e$. Our simlatoon generates individual, monoenergetic protons at the edge of the target and tracks the resulting products as they pass through a simplified Geant4 mockup of the SNS geometry. This model was developed in 2015 by the COHERENT collaboration using technical drawings from ORNL, and Figure 2.1a illustrates the simplifications. An example ν production event is shown in Figure 2.1b.

Simulation results for energy and timing information for the three expected flavors of neutrino are shown in Figure 2.2. In the left hand plot, note the main contributions come from decay-at-rest processes,



(a) A vertical slice through the layered geometry of the SNS. From the outside in: red (mostly off image) is proton beam shielding, cyan is outer concrete shielding, large yellow cylinders are steel plates, magenta represents the steel reflectors, dark red ticks are neutron moderators, small yellow cylinders are beryllium plugs, and green is the steel casing of the Hg target.

(b) An example Geant4 event, zoomed in on the Hg target (red). In this zoom, we also highlight the (orange) LH₂ and (brown) H₂O moderators, along with the D₂O cooling (blue). Protons are uniformly distributed within a centered 70 cm² area and generated on the face of the Hg target.

Figure 2.1: Visualizations from the Geant4 simulation of the SNS.

resulting in monoenergetic ν_μ from the π^+ decay and ν_e and $\bar{\nu}_\mu$ between 0 and 50 MeV from the μ^+ decay. We do observe contributions from decay-in-flight π^+ and μ^+ (the long tails), the decay of π^- leading to μ^- capture (the peak near 100 MeV), and even some kaon production (monoenergetic peak near 235 MeV), but these contributions are $\sim 1\%$ or less. In the right hand plot, we have convolved the simulation neutrino timing results (for single protons) with the ~ 700 ns proton pulse. We distinguish between two time regions due to the muon lifetime: the prompt ν_μ , and the delayed $\bar{\nu}_\mu$ and ν_e . Since the neutrinos are well-timed with respect to the beam, the SNS offers substantial reduction of steady-state backgrounds.

Efforts to validate the simulation indicated that we should use the QGSP_BERT physics list, which implements the Bertini intra-nuclear cascade model [5]. Calculations from LAHET [6], a particle transport code that also implements the Bertini model, are noted to have discrepancies with available world data, and COHERENT assigns a conservative 10% uncertainty to our Geant4 calculations [7]. With no pion production data from protons at this energy incident on a mercury target, the best approach for further validation efforts is to improve the available world data. We propose to improve the flux uncertainty using a heavy water detector to normalize the SNS neutrino flux, as is described in Section 3.

For the best comparisons to the future results from a D₂O detector, we are also modifying the existing simulation to further our understanding of the SNS neutrino flux. We now include information about a particle's lineage, its production angle, and its creation position. These updates inform our efforts as we add features of the SNS, like the proton beam window, and investigate how decay-in-flight neutrino

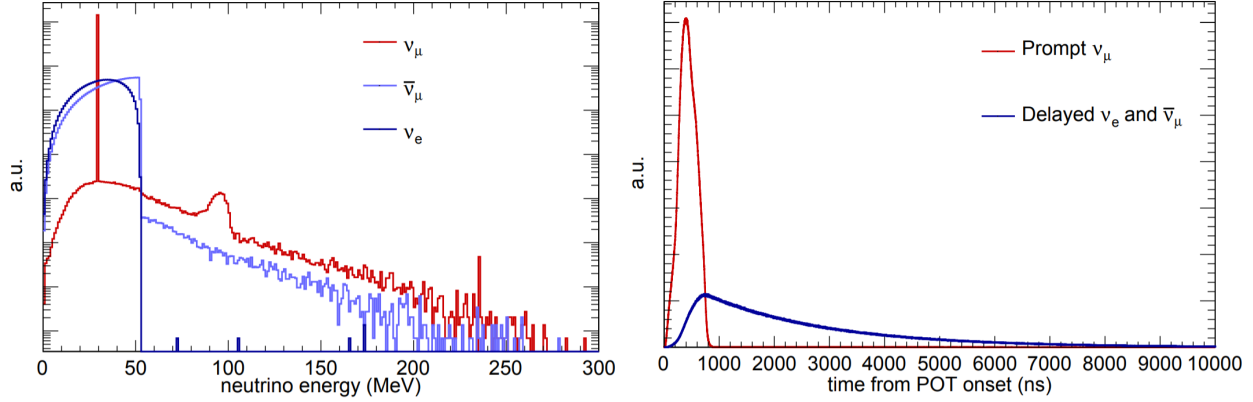


Figure 2.2: Simulated production energy (left) and timing (right) for the dominant ν flavors at the SNS.

production could change the flux at different positions in Neutrino Alley.

Moreover, these simulation updates help to inform the next generation of experiments as strategies for neutrino physics at the Second Target Station (STS) start to take shape [8]. The only modification to our simulation involves altering the geometry to the planned STS target monolith. The construction of an STS Geant4 model has begun, and additional features will be added as more details become available.

These updates alone will not drastically reduce our flux uncertainty. We do have avenues to compare our simulation results to existing world data on different targets and proton energies, such as from HARP [9], that could help slightly reduce our uncertainty, but an experimental normalization of our neutrino flux is planned to significantly reduce the current 10% uncertainty (goal of 3%).

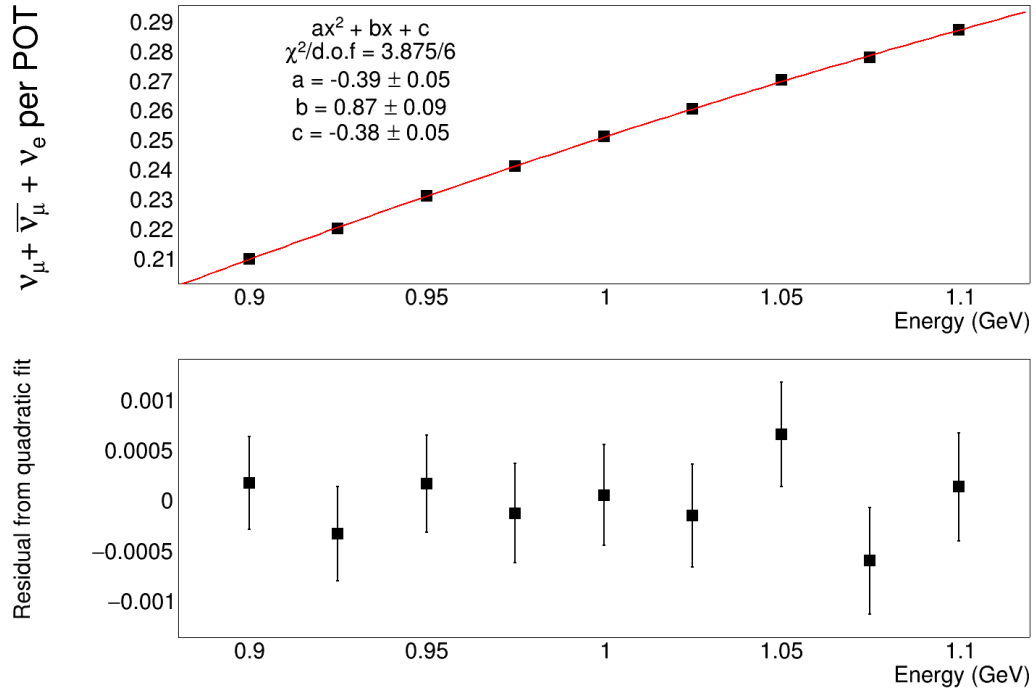


Figure 2.3: Simulated neutrinos produced per proton on target (POT) as a function of proton energy.

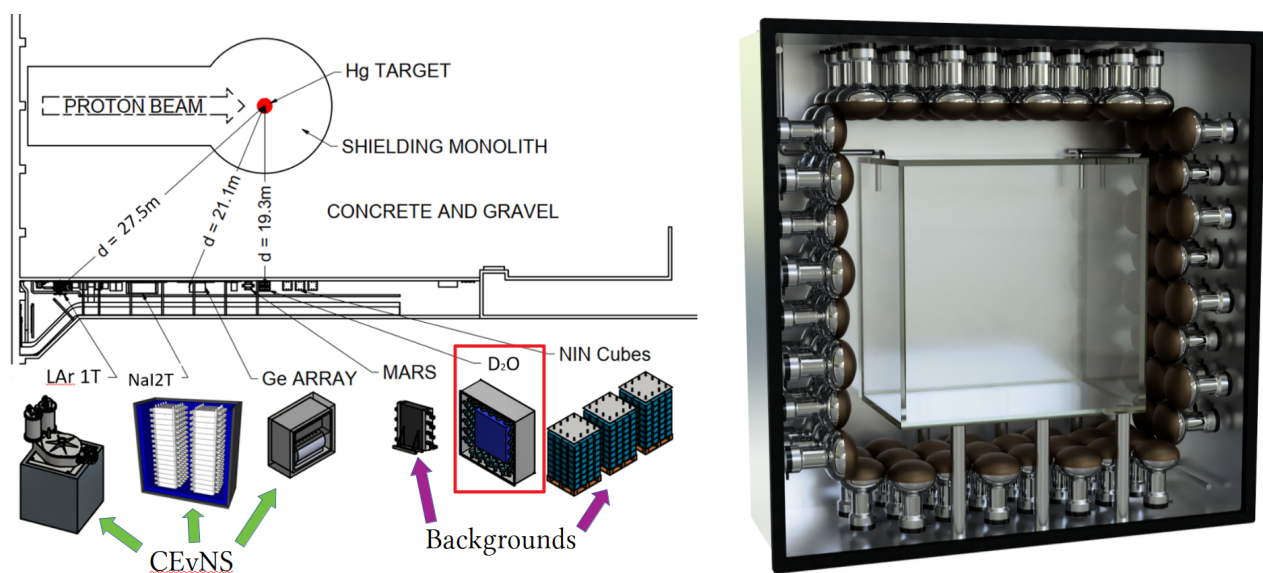
3 Planned experiment – D₂O detector

The SNS produces most of its ν_e from decay-at-rest μ^+ , meaning that every ν_e will be accompanied by a ν_μ and a $\bar{\nu}_\mu$. By measuring the number of ν_e , we can multiply by a factor of 3 to obtain the total neutrino flux produced by the SNS. The deuteron is one of the few nuclei with reasonably calculable neutrino interactions, and the cross section for $\nu_e + d \rightarrow p + p + e^-$ has been calculated to 2-3% uncertainty [10–13]. Thus, the construction of a heavy water detector will allow us to take advantage of this well-known cross section and reduce the 10% systematic on our neutrino flux.

As we plan out a design for our D₂O detector, we are spatially constrained by our experimental hall, Neutrino Alley (depicted in Figure 3.1a). Since we occupy an access hallway, we must always keep 3 ft clear of all instrumentation, meaning any detector must be smaller than 1 m depth \times 3 m height \times 3 m width. The largest possible detector to fit within those space constraints could contain up to 1300 kg of D₂O within an inner acrylic vessel with dimensions 120 cm \times 120 cm \times 60 cm. We propose a slightly smaller detector, with an inner volume 100 cm \times 100 cm \times 60 cm, to contain 670 kg of heavy water that COHERENT has been promised on loan. Our initial design chooses a box-like detector for more straightforward construction, and we use Geant4 to simulate the detector geometry and response.

Spatial constraints will prevent photomultiplier tubes (PMTs) from being placed around the entire detector. For maximal coverage on four sides, we would implement 80, 8" biakali PMTs in staggered rows around an inner acrylic vessel containing the D₂O. The PMTs are planned to be submerged in a 10 cm H₂O tail-catcher region to aid in energy reconstruction. The two non-PMT sides will be fitted with a Teflon reflector to increase light collection.

We expect to have backgrounds from beam-related neutrons, and we will have shielding around the



(a) An illustration of the future of Neutrino Alley. LAr, NaI, and Ge will collect CEvNS data, and MARS and the Neutrino-Induced-Neutron Cubes will study beam-related neutron backgrounds. The D₂O detector will measure the neutrino flux on site.

(b) CAD drawing of the planned D₂O detector, from Eric Day at CMU.

Figure 3.1: Illustrations of the planned D₂O detector and its placement in Neutrino Alley.

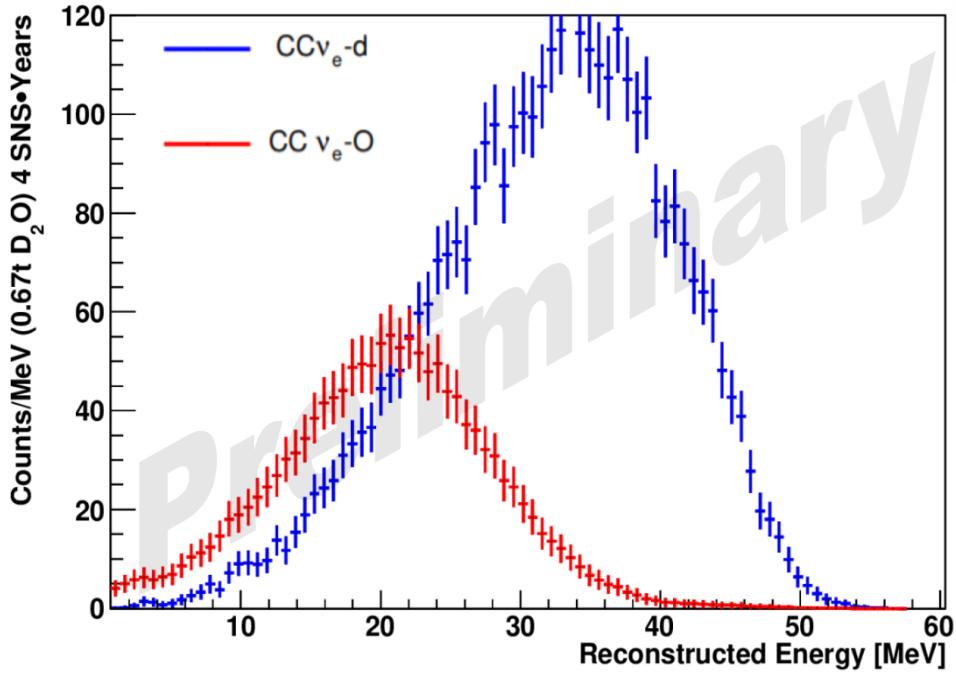


Figure 3.2: Simulated energy reconstruction with 10 cm H₂O after 4 years collecting data.

detector to reduce this. Cosmic backgrounds will be monitored with two layers of muon vetos on all detector sides. Any signals of neutrino interactions on oxygen are also background for the $\nu_e + d$ experiment, as the cross-sections for neutrino interactions on oxygen are not as well known, but we plan a measurement of the $\nu_e + {}^{16}\text{O}$ cross-section as a secondary goal of this detector.

For the design presented here, we find that four years of run-time will get us to the percent-level statistical precision to significantly improve our physics goals. Our energy reconstruction comes from the total light collection of the electron created in the neutrino interaction. Figure 3.2 illustrates the separation of the deuteron and oxygen components in our predicted signal after four years of run-time.

As soon as D₂O starts taking data, we will begin to reduce our flux uncertainty and can adjust the Geant4 models. We aim to reduce our flux systematic to 3% uncertainty with this experimental normalization, and Figure 3.3 is an example of how this will affect COHERENT's physics sensitivity. Figure 3.3a plots our predicted constraints on neutrino-quark interactions beyond the Standard Model (BSM) with our current flux systematic of 10%. Using the goal of a 3% flux systematic, Figure 3.3b shows the improved constraints on this parameter space.

As we explore funding avenues for the development of this detector, we are working to optimize the detector design through simulation. Design decisions under investigation include the overall geometry (box-like vs. cylindrical), PMT placement (what is the fewest number of PMTs needed for total light coverage), the use of Teflon reflectors (can we reconstruct Cherenkov rings), and the material in our tail-catcher region (H₂O or mineral oil). In order to validate these simulations, a small prototype is under development and will use up to four PMTs. This prototype will also be used to study backgrounds in potential locations for the full-scale detector.

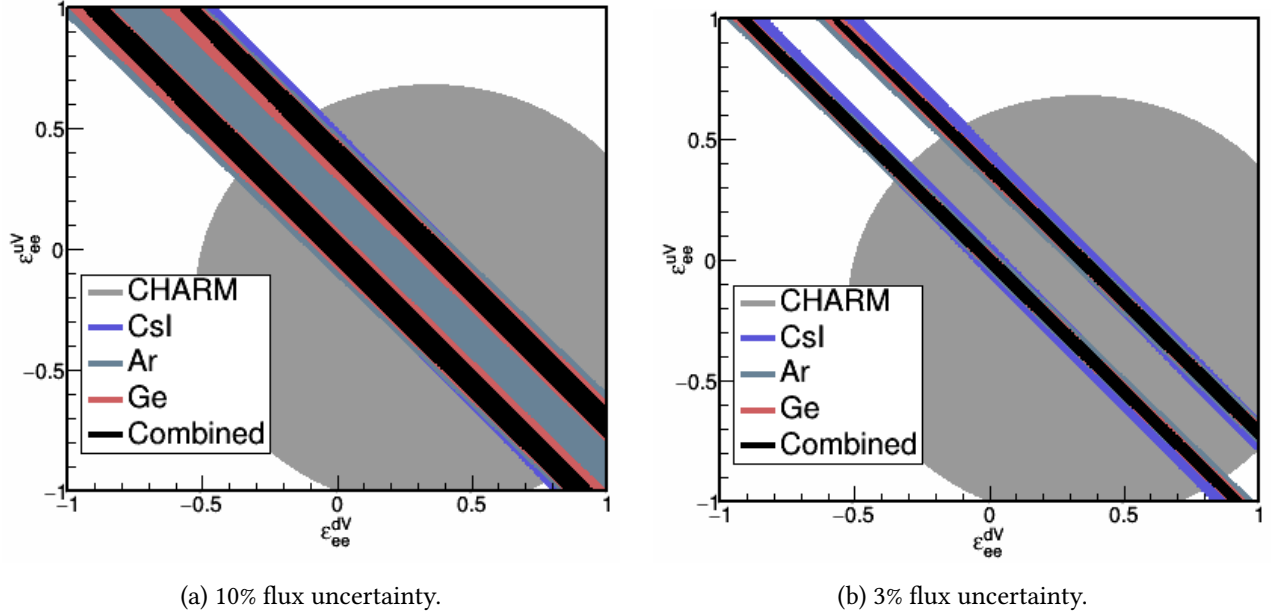


Figure 3.3: Predicted constraints on neutrino-quark interactions beyond the Standard Model with planned COHERENT detectors.

4 Summary

The COHERENT collaboration is moving towards precision measurements of CEvNS, and must reduce a global systematic on our understanding of the neutrino flux. Due to the lack of pion production data for 1 GeV protons on a liquid mercury target, we propose the development of a dedicated detector to reduce our uncertainty to the percent level. Using a loan of 670 kg of D_2O , we would reduce our current 10% global flux systematic to the percent level after four years of run time. With funding for the largest possible detector, we would use 1300 kg of D_2O and be able to reduce our flux uncertainty with only two years of run time. This detector could then also be used to normalize the neutrino flux from pion production on a tungsten target at the Second Target Station.

Acknowledgements

The author gratefully acknowledges her support from the J. Michael McQuade Graduate Fellowship in Physics. This material is based upon work supported by the U.S. Department of Energy, Office of Science, Office of High Energy Physics. This research used resources of the Spallation Neutron Source, which is a DOE Office of Science User Facility.

References

- ¹D. Z. Freedman, “Coherent effects of a weak neutral current”, [Phys. Rev. D **9**, 1389–1392 \(1974\)](#).
- ²D. Akimov et al., “Observation of coherent elastic neutrino-nucleus scattering”, [Science **357** \(2017\)](#).
- ³D. Akimov et al., “COHERENT 2018 at the Spallation Neutron Source”, [arXiv:1803.09183v2 \(2018\)](#).
- ⁴S. Agostinelli et al., “GEANT4: A Simulation toolkit”, [Nucl. Instrum. Meth. **A506**, 250–303 \(2003\)](#).
- ⁵H. W. Bertini, “Intranuclear-Cascade Calculation of the Secondary Nucleon Spectra from Nucleon-Nucleus Interactions in the Energy Range 340 to 2900 MeV and Comparisons with Experiment”, [Phys. Rev. **188**, 1711–1730 \(1969\)](#).
- ⁶R. E. Prael and H. Lichtenstein, “User Guide to LCS: The LAHET Code System”, [LA-UR-89-3014 \(1989\)](#).
- ⁷D. Akimov et al., “Supplemental materials for Observation of CEvNS”, [Science **357** \(2017\)](#).
- ⁸*Workshop on Fundamental Physics at the Second Target Station (FPSTS19)*, [Presentations](#), July 2019.
- ⁹M. Apollonio et al., “Measurements of Forward Proton Production with Incident Protons and Charged Pions on Nuclear Targets at the CERN Proton Synchrotron”, [Phys. Rev. **C82**, 045208 \(2010\)](#).
- ¹⁰B. Mosconi et al., “Model dependence of the neutrino-deuteron disintegration cross sections at low energies”, [Phys. Rev. C **75**, 044610 \(2007\)](#).
- ¹¹J. Formaggio and G. Zeller, “From eV to EeV: Neutrino Cross Sections Across Energy Scales”, [Reviews of Modern Physics **84** \(2013\)](#).
- ¹²Yu. V. Kozlov et al., “Anti-neutrino deuteron experiment at Krasnoyarsk”, [Phys. Atom. Nucl. **63**, \[Yad. Fiz.63,1091\(2000\)\], 1016–1019 \(2000\)](#).
- ¹³S. Nakamura et al., “Neutrino deuteron reactions at solar neutrino energies”, [Nucl. Phys. **A707**, 561–576 \(2002\)](#).