

Deep, High-Yield, Passive Dew Collection

Yuval Zamir,¹ Nadav Drechsler,¹ and John C. Howell¹

¹*Racah Institute of Physics, The Hebrew University of Jerusalem, Jerusalem, Israel, 91904*
(Dated: September 12, 2022)

Based on advances in deep radiative cooling (i.e., radiative cooling very far below ambient temperature), and by separating the roles of the radiative emitter and dew collector, we derive new theoretical dew collection limits. We verified the theory using a thermoelectric cooling system (TEC) that replicates an ideal radiative emitter. The system employed a passive, gravity-driven airflow design. Assuming 100 W/m^2 radiative cooling power, we measured the equivalent of $\approx 1.8 \text{ L/m}^2/\text{day}$ with an average relative humidity of only 73%, which greatly exceeds previous theoretical upper bounds and is in good agreement with our theoretical predictions. These ideas not only point to dramatically improved dew collection yields, but that dew can be collected 24 hours per day even at low relative humidity.

I. INTRODUCTION

Water stress/scarcity is one of the most urgent problems facing mankind [1]. Mekonnen and Hoekstra showed that over half of the world's population suffer from severe water scarcity at least 1 month of the year [2]. The significant concerns of water scarcity and increased demand are driving an intense push in research and development of water production. Of the many research directions, air-water generation plays an important role because water vapor is inherently renewable, local, vast (estimated at about $13,000 \text{ km}^3$ [3] in the atmosphere) and potable, albeit likely after some filtration [4]. Among the most historically successful methods employed for air-water generation is dew collection [5, 6]. Passive methods for dew collection, exploiting radiative cooling are of great value, because of the ease of use and because they do not require any external power source. However, maximum yields on passive devices have been low, typically in the range of 200 mL/m^2 to 600 mL/m^2 per day [7–11].

While there are a host of parameters that can modify yields including: materials [8, 12], shape [13, 14], size, orientation, wind conditions [7, 15–17], cloud cover [6], hydrophobicity [18] etc. by and large dew collectors have collected dew on top of the radiative cooling mechanism. The dew-on-emitter paradigm strongly couples the emitter properties and the dew harvesting mechanism. In addition, parasitic air heating competes with the radiative cooling and evaporation competes with dew collection.

In a seminal book by Monteith and Unsworth [19] they used energy balance equations to set upper limits on dew-on-emitter system collection yields at about $800 \text{ mL/m}^2/\text{day}$, which has been considered the upper limit for several decades. Recently, Beysens revisited these theoretical upper limits by considering only a few important meteorological parameters. He performed experiments using 10 dew collectors distributed throughout the world along with a carefully controlled laboratory setup to arrive at an estimated maximum dew collection of $700 \text{ mL/m}^2/\text{day}$ [11]. Beysen's results assumed a planar, dew-on-emitter, surface exposed to laminar air flow with between 11 and 12 hours per day of possible dew col-

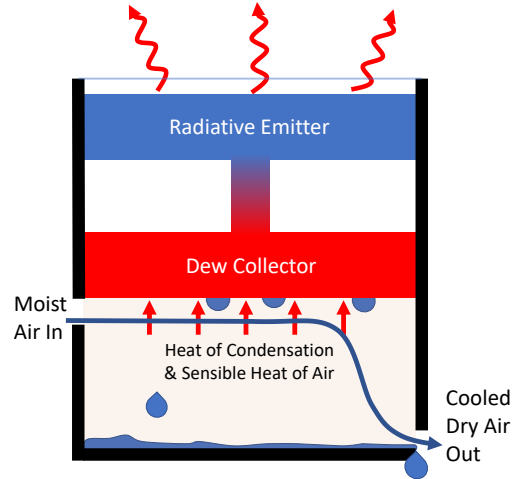


FIG. 1. A generalized decoupled dew collection system. The radiative emitter and the dew collector are in distinct locations with heat transferred between the dew collector and the radiative emitter. The emitter properties are solely affected by the heat coming from the collector and not from the dew process. A passive, gravity-fed, air flow system is shown. Warm air enters the system and as the air cools and dries, it falls.

lection. A summary analysis of the weaknesses of current systems is that they offer shallow cooling (cooling only slightly below the dew point), only work in nighttime conditions, and suffer from severe parasitic processes [11].

Inspired by recent developments in deep radiative cooling [20, 21], we reconsider theoretical limits of systems when the roles of the radiative emitter and the dew collector are decoupled. This is pictorially shown in Fig. 1. The decoupling allows the emitter to achieve deep radiative cooling far below the dew point. A radiative emitter cools as it undergoes heat exchange with space through the spectral atmospheric transmission window. The radiative emitter and dew collection system undergo heat exchange with each other, but perform distinct roles. The dew collection system takes heat from the air through the

latent heat of condensation as the vapor condenses on the collector and through taking “sensible heat” from the air as the temperature of the air drops. We can nearly eliminate parasitic and uncontrolled effects of wind by using a gravity-fed airflow system.

II. THEORY

We now consider a thermal equilibrium theory model for a decoupled dew collection system. Suppose that during a unit of time, a volume of air V is brought into a chamber, which is in thermal equilibrium with a radiative emitter having cooling power per unit area

$$P_{cool}(T) = a\sigma T^4 - P_{ext} \quad (1)$$

given in W/m^2 , where $a < 1$ is a system-dependent parameter that incorporates the spectral and geometrical emission properties of the emitter, σ is the Stefan Boltzmann constant, T is the temperature of the emitter/chamber system and P_{ext} represents all forms of external radiative heating power per unit area for the system. We assume that there are no other forms of heating affecting the system. The air is cooled until it is in thermal equilibrium with the chamber at temperature T . If the air temperature goes below the dew point T_d , condensation forms on the surface of the chamber. The total energy cost is $E_a(V, T) + E_c(V, T)$ where $E_a(V, T)$ is the energy needed to cool the air and $E_c(V, T)$ is the energy needed for the heat of condensation. Here,

$$E_a(V, T) = C_p \rho V (T_i - T), \quad (2)$$

where $C_p = 1005 \text{J/kg K}$ is the heat capacity of dry air at constant pressure, $\rho = 1.23 \text{kg/m}^3$ is the density of the air, T_i is the initial temperature (of the ambient) and T is the final temperature of the air (or the emitter) as described earlier. As a note, there is an absolute humidity-dependent correction to the heat capacity for air, but it is small (of the order of a few percent) for the absolute humidities we will explore here.

To determine the energy consumed during the condensation process, we need to know the mass of the water condensed and multiply it by the heat of condensation per unit mass, which is approximately 2.5 MJ/kg at the freezing point and is approximately 2.26 MJ/kg at the boiling point having approximately a linear decrease with temperature. Throughout the remainder of the paper, we will assume that the heat of condensation has the linear relationship to temperature

$$L(T) = -2400(T - 273) + 2.5 \cdot 10^6 \quad (3)$$

in units of J/kg. It is assumed that the water condenses at the temperature T of the emitter.

The total mass of water condensed is the difference in the mass of water in the air at the dew point and the mass of water in the saturated air at temperature T . The mass

of water in saturated air of volume V at temperature T is given by

$$m(V, T) = \frac{M}{1000} \cdot \frac{p_{weq}(T)V}{RT} \quad (4)$$

in units of kg, where

$$p_{weq}(T) = 0.0317 \cdot 10^5 \exp \left[\frac{L}{R} \cdot \left(\frac{1}{298} - \frac{1}{T} \right) \right] \quad (5)$$

is the equilibrium vapor pressure in units of Pa, the mass is given in kg, M is the molar mass of water (18.015), R is the gas constant.

Therefore, the mass of water extracted per unit volume of processed air as a function of the final temperature T , is given by:

$$\Delta \hat{m}(T) = \frac{M}{1000} \cdot \frac{p_{weq}(T_d) - p_{weq}(T)}{RT}. \quad (6)$$

We make the simplifying mathematical assumption that the vapor-liquid water phase transition occurs at the temperature of the emitter. Then, the energy needed to condense the water to temperature T , (which only happens when $T < T_d$) is

$$E_c(V, T) = L(T)(m(V, T_d) - m(V, T)) = L(T) \cdot \Delta \hat{m}(T) \cdot V. \quad (7)$$

The alternative is to assume that the vapor continuously condenses from the dew point down to the temperature of the emitter, but needing additional energy to cool the liquid water down to the emitter temperature. Owing to the higher heat of condensation at lower temperatures, these two alternatives only differ by at most, and usually much less than, a percent for most dew collecting conditions.

In thermal equilibrium, with no other parasitic terms, we arrive at the energy balance equation

$$E_{rad}(T) = E_a(V, T) + E_c(V, T), \quad (8)$$

where E_{rad} is the time-integrated radiated cooling power of the emitter. This equation sets condensation yield as a function of temperature for a given relative humidity. From above, it can be seen that E_c and E_a are both linear in the volume V of the air that is in the system. By knowing the required energy to process a unit volume of air, we can find the processed volume for a given radiative energy, $E_{rad}(T)$:

$$V = \frac{E_{rad}(T)}{\hat{E}_a(T) + \hat{E}_c(T)}, \quad (9)$$

where $\hat{E}_a(T)$, $\hat{E}_c(T)$ are the corresponding energy expressions per unit volume.

Finally, we can obtain the amount of water collected for a given dew point T_d as a function of T :

$$\Delta m(T) = \Delta \hat{m}(T) \cdot V = \Delta \hat{m}(T) \cdot \frac{E_{rad}(T)}{\hat{E}_a(T) + \hat{E}_c(T)} \quad (10)$$

There are important tradeoffs to consider. At high flow rates, more water enters the system, which requires more air to be cooled resulting in higher equilibrium temperatures. If too much air flows, it may not be possible to cool the air to the dew point. At low flow rates, the temperature of the emitter drops, but the exponential drop of the partial pressure of the water vapor as a function of temperature results in diminishing yield. Further, at low temperatures the radiative cooling power drops. These tradeoffs imply that optimal flow rates exist.

III. ANALYSIS AND RESULTS

Now let us consider a numerical example. For demonstration purposes, we will assume the use of a highly selective emitter (an emitter whose absorption spectrum roughly matches that of the atmospheric transmission window) and use of materials that yields $a = 0.4$, and that the external radiative heating is such that the net cooling power is approximately 100 Watts at 20C or 293K. As a note, 100 W/m² is a reasonable number well within the range of radiative cooling powers reported in the literature [12]. We next assume a dew point temperature of 291K with four unique ambient temperatures of 293K, 298K, 303K and 308K. The relative humidity of these four temperatures is 88%, 65%, 48% and 37%, respectively. We ask what is the volume of air that can be cooled for a given equilibrium temperature of the emitter-air system and a given cooling power.

The volume versus equilibrium temperature is shown in Fig. 2. As one would expect, the more air that is processed by the system, the higher the equilibrium temperature will be for the air-emitter system. The mass of condensed water vs temperature is shown in Fig. 3.

One of the most important features of these figures is that the mass of condensed water has only a relatively moderate variation over a fairly wide range of temperatures and processed volume rates for low to moderately high relative humidity for temperatures well below the dew point. This is intriguing, because it means we can work in a wide range of flow rates without significantly jeopardizing the performance of the system.

It is also important to note that in the ideal case of no parasitic losses, knowing the input temperature, the relative humidity of the air, the power of the radiative cooling system, and the emitter temperature, one can uniquely determine the condensed water mass without knowing the airflow. This is true because the information about the airflow is contained in the temperature of the emitter. If more air flows past the emitter, the temperature of the emitter will increase. These facts allow us to use a passive, self-regulating air flow system based on the relative densities of the input and cooled/dried air after interacting with the emitter.

Another interesting feature in these graphs are that in high relative humidity environments, one prefers to have a relatively high flow rate, whereas in low humidity

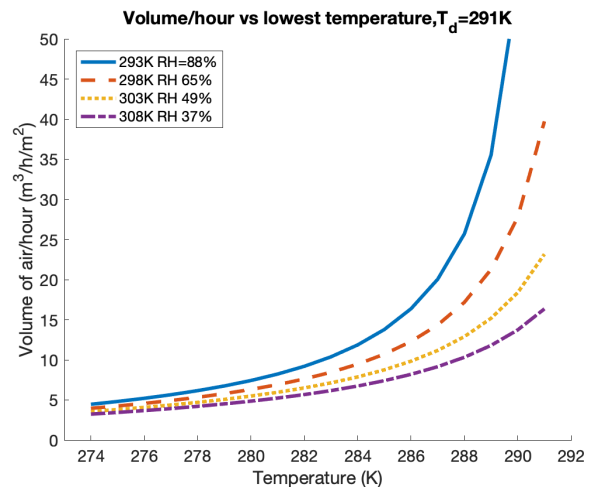


FIG. 2. Volume of processed air vs equilibrium temperature. A volume V of air per hour is in thermal equilibrium with a radiative emitter and brought into thermal equilibrium resulting in the equilibrium temperature T . The volume of air that is cooled by the emitter vs emitter temperature for the cooled air given an ambient temperature. The dew point temperature is 291K. The curves show the volumetric rate versus temperature for four different ambient temperatures ranging from 293K to 308K in increments of 5 degrees.

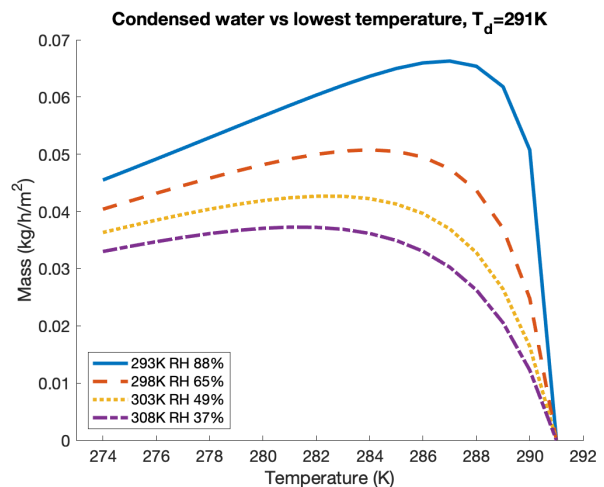


FIG. 3. Mass of condensed water vs equilibrium temperature. This shows the cooled air for an ambient temperature ranging from 293K to 308K with a dew point temperature of 291K.

environments, it is optimal to squeeze as much water as possible from a given volume, since the peak water collection moves to lower temperatures. The ability to go far below the dew point is a serious weakness of most current dew collection systems [11].

IV. EXPERIMENT: PASSIVE AIR REGULATION AND DEW COLLECTION

Ideally, to test the above theory, we want a radiative cooling system like that in [20] where essentially all forms of environmental conductive and convective heating of the system had been eliminated and radiative heating had been greatly reduced. In addition, we assume that the equilibrium model, described above, is a good approximation of our experimental system. However, instead of using a radiative emitter, we used a proof-of-principle thermoelectric cooling (TEC) system that replicated the properties of a radiative cooler (as is shown in Fig. 4), much as Beysens did to test upper theoretical bounds [11]. The TEC is a very good system in which to test the theory without requiring state-of-the-art radiative cooling. The experiment also tested a passive, self-regulating air flow system. Aluminum fins are placed both on the hot and cold side of a TEC. A fan blows ambient air through the hot fins to take away the heat akin to radiative emission of heat. The TEC is run at constant power. We ran the system well below its maximum cooling power.

While the input power of the TEC was constant during the experiment, the cooling power of the TEC is still dependent on the relative temperature of the hot and cold side of the TEC ΔT . Before running the dew collection experiment, we carefully calibrated the cooling power of the TEC as a function of the relative temperature by monitoring ΔT when the fins are immersed in a precisely known mass of water both with the TEC on and off. For a given constant input voltage (3.8V), we found a linear cooling power function of the temperature difference between the hot and cold sides of the TEC of $P_{TEC}(\Delta T) = -0.527\Delta T + 11.94$ measured in Watts in good agreement with the manufacturer's specifications.

For the passive air flow, we made four 3cm diameter apertures near the top of the system on one side and four holes of the same size near the bottom on the other side. We tilted the system to increase the height differential between the apertures as well as to create preferential drip direction for the condensed water. When the system is tilted at about 35 degrees from the horizontal, the orientation of the apertures relative to each other is approximately 60 degrees from the horizontal. We added a shelf to direct the airflow to the cold surface. The condensed water drips into a funnel and is collected in a chamber outside the system on a scale with 100 μg sensitivity with real-time sampling.

Warm moist air enters the upper apertures. The air propagates towards the cooled aluminum fins. The air cools and water vapor condenses on the fins. The cooled drier air is more dense than the input air and thus falls in the container towards the lower apertures and leaves the system. To within certain limits, the airflow system is self-regulating because if the fins start to cool, the air becomes colder and more air flows, which heats up the cooled fins and decreases the airflow. To further reg-

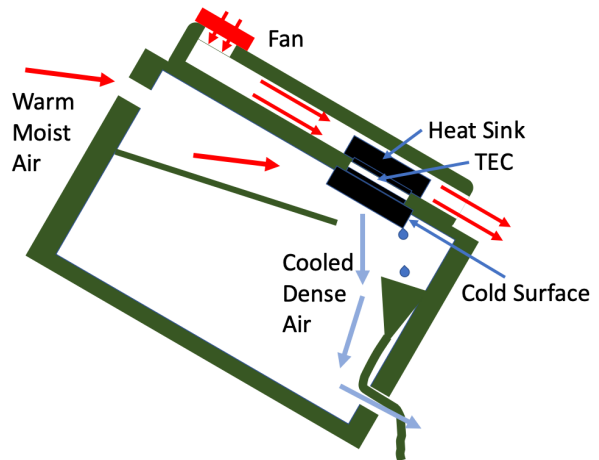


FIG. 4. Experimental setup. A thermo-electric cooling system simulates a condensation-below-emitter dew collection system. A fan blows away hot air from the hot side of the TEC in analogy to radiative emission of heat. For the dew collection, warm air enters a chamber, interacts with cold aluminum fins, connected to the cold side of the thermo-electric cooler, which condense the water from the air. The cooled and dry air was more dense than the input air and thus fell and left the system through the holes in the bottom. The liquid water dripped into a funnel and was collected in a container outside the system on a sensitive scale with real-time sampling.

ulate the airflow, one can increase or decrease the size or number of apertures. We believe the gravity-fed design also allows the system better reproduce the thermal equilibrium model. The air that is the coldest and driest (in thermal equilibrium), leaves the system more rapidly than the warm moist air that will continue to interact with the fins.

V. RESULTS

We ran the experiment in the configuration described above and found good agreement between theory and experiment. By measuring the ambient temperature, relative humidity, and the temperature differential between the hot and cold sides of the TEC through time, we could calculate the theoretical dew collection at each point in time based on the energy balance equation, (10). We compared these calculations with the amount of water collected on the scale. For the experiment shown in Fig. 5, the system ran for about 2400 minutes, with an average cooling power of 2.8 watts. The average temperature difference between the hot and cold side was 17.2C with 0.66C standard deviation. The average humidity was 73% with 4.5% standard deviation. The average ambient temperature was 297.8K with 0.6K standard deviation. The relatively dramatic fluctuations in predicted

yield are more a function of the strong dependence of the cooling power of the TEC as a function of ΔT , which is itself dependent on ambient temperature and humidity.

Based on the expected errors (manufacturers specified humidity accuracy and temperature uncertainty) in the system, the model estimated between 84 and 95 grams of condensed water during the measured time interval. We measured 89 grams. These results are shown in Fig. 5. It can be seen that the actual water collection rate closely follows the theoretically expected rate. Owing to the fact that at time 0, no water had formed, we chose to start the acquired mass after 100 minutes running to give the system time to come to equilibrium.

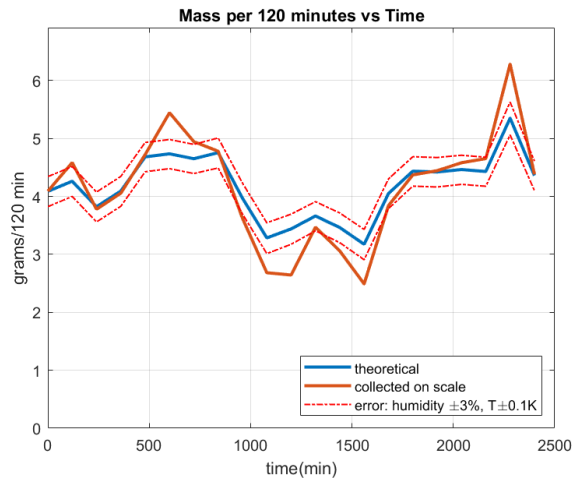


FIG. 5. Water collected vs time with an average of 2.8W of cooling power. The theoretical limit through time was calculated by measuring the ambient temperature and humidity and the power of the system. This limit is compared with the actual water collected on the scale through time.

VI. DISCUSSION

Finally, we ask what a reasonable maximum yield from this system can be. We believe a conservative upper yield for this system is between 2 L/m²/day and 3 L/m²/day. Our system had on average about 2.8 Watts cooling power and netted, on average, a little over 50 grams for a 24 hour period with an average of only 73% relative humidity at 24.8C. Therefore, for example, if we had used a 100 W/m² radiative emitter in similar ambient conditions, with no parasitic losses, we would expect about 1.8L/m²/day. We note that 73% relative humidity is at or below the threshold of dew collection for previous ra-

diatively cooled systems [9, 22]. So, not only did the system greatly exceed the maximum yield, it did it at a relative humidity at which other systems wouldn't collect any dew at all.

To truly get an accurate estimate of the cooling power of a radiative system requires knowing the altitude, the height of the water column in the atmosphere, the local CO₂ levels, the radiative emission solid angle of the emitter, the atmospheric spectral downwelling radiation etc..

We feel the chamber for the air circulation is of great value. Inside the chamber, the air is cooler and has higher relative humidity than outside the chamber, this makes evaporation of the dew much less likely than the dew-on-emitter situation.

Lastly, and perhaps, with an eye to the future, we have described a decoupled emitter-collector system in which dew is collected on the bottom of the emitter, but does not affect the emitter properties. However, no such local limitation is required. The emission and the collection can be in two different locations. One could therefore operate the emitter in a low humidity environment which would have high atmospheric transmission for the emission and thus high cooling power, but place the dew collector in a warm, high humidity environment, like the basement of a building. In some respects, this was the avenue pursued by Zhou *et al* who blew high humidity, high temperature air past their emitter [21].

VII. CONCLUSIONS

To conclude, in this paper we have discussed new theoretical limits for dew collection using black-body radiative cooling. We built an experiment to simulate the theoretical predictions that replicated a radiative emitter employing a gravity-fed, covered condensation surface. The experimental results were in excellent agreement with the theoretical predictions.

VIII. NOTES

While working on this paper, we discovered similar work by Zhen *et al* [23].

IX. ACKNOWLEDGEMENTS

We would like to thank Joseph Shaw, Ronni Kozlov, Ziv Cohen, and Ahia Amrosi. We are grateful to the Hebrew University of Jerusalem for supporting this project.

[1] *Global Risks Report 2019, 14th Edition* (World Economic Forum).

[2] Mesfin M. Mekonnen and Arjen Y. Hoekstra, "Four billion people facing severe water scarcity," *Sci-*

- ence *Advances* **2** (2016), 10.1126/sciadv.1500323, <https://advances.sciencemag.org/content/2/2/e1500323.full.pdf>.
- [3] AHMED M Hamed, AE Kabeel, E-Shefei B Zeidan, and Ayman A Aly, “A technical review on the extraction of water from atmospheric air in arid zones,” *JP Journal of Heat and Mass Transfer* **4**, 213–228 (2010).
 - [4] Marc Muselli, Daniel Beysens, Emmanuel Soyeux, and Owen Clus, “Is dew water potable? chemical and biological analyses of dew water in ajaccio (corsica island, france),” *Journal of environmental quality* **35**, 1812–1817 (2006).
 - [5] N. Agam and P.R. Berliner, “Dew formation and water vapor adsorption in semi-arid environments a review,” *Journal of Arid Environments* **65**, 572 – 590 (2006).
 - [6] B. Khalil, J. Adamowski, A. Shabbir, C. Jang, M. Rojas, K. Reilly, and Bogdan Ozga-Zielinski, “A review: dew water collection from radiative passive collectors to recent developments of active collectors,” *Sustainable Water Resources Management* **2**, 71–86 (2016).
 - [7] Marc Muselli, Daniel Beysens, Marina Mileta, and Iryna Milimouk, “Dew and rain water collection in the dalmatian coast, croatia,” *Atmospheric Research* **92**, 455–463 (2009).
 - [8] JF Maestre-Valero, V Martinez-Alvarez, A Baille, B Martín-Górriz, and B Gallego-Elvira, “Comparative analysis of two polyethylene foil materials for dew harvesting in a semi-arid climate,” *Journal of hydrology* **410**, 84–91 (2011).
 - [9] Imad Lekouch, Khalid Lekouch, Marc Muselli, Anne Mongruel, Belkacem Kabbachi, and Daniel Beysens, “Rooftop dew, fog and rain collection in southwest morocco and predictive dew modeling using neural networks,” *Journal of Hydrology* **448**, 60–72 (2012).
 - [10] J.F. Maestre-Valero, R. Ragab, V. Martnez-Alvarez, and A. Baille, “Estimation of dew yield from radiative condensers by means of an energy balance model,” *Journal of Hydrology* **460-461**, 103 – 109 (2012).
 - [11] D. Beysens, “Estimating dew yield worldwide from a few meteo data,” *Atmospheric Research* **167**, 146 – 155 (2016).
 - [12] Mehdi Zeyghami, D. Yogi Goswami, and Elias Stefanakos, “A review of clear sky radiative cooling developments and applications in renewable power systems and passive building cooling,” *Solar Energy Materials and Solar Cells* **178**, 115 – 128 (2018).
 - [13] AFG Jacobs, BG Heusinkveld, and SM Berkowicz, “Passive dew collection in a grassland area, the netherlands,” *Atmospheric Research* **87**, 377–385 (2008).
 - [14] O Clus, J Ouazzani, Marc Muselli, VS Nikolayev, Girja Sharan, and D Beysens, “Comparison of various radiation-cooled dew condensers using computational fluid dynamics,” *Desalination* **249**, 707–712 (2009).
 - [15] Daniel Beysens, Iryna Milimouk, Vadim Nikolayev, Marc Muselli, and Jacques Marcillat, “Using radiative cooling to condense atmospheric vapor: a study to improve water yield,” *Journal of Hydrology* **276**, 1–11 (2003).
 - [16] P Gandhidasan and HI Abualhamayel, “Modeling and testing of a dew collection system,” *Desalination* **180**, 47–51 (2005).
 - [17] Owen Clus, Pascal Ortega, Marc Muselli, Iryna Milimouk, and Daniel Beysens, “Study of dew water collection in humid tropical islands,” *Journal of Hydrology* **361**, 159–171 (2008).
 - [18] Donghyun Seo, Junghun Lee, Choongyeop Lee, and Youngsuk Nam, “The effects of surface wettability on the fog and dew moisture harvesting performance on tubular surfaces,” *Scientific reports* **6**, 24276 (2016).
 - [19] John Monteith and Mike Unsworth, *Principles of environmental physics: plants, animals, and the atmosphere* (Academic Press, 2013).
 - [20] Zhen Chen, Linxiao Zhu, Aaswath Raman, and Shanhui Fan, “Radiative cooling to deep sub-freezing temperatures through a 24-h day–night cycle,” *Nature communications* **7**, 13729 (2016).
 - [21] Ming Zhou, Haomin Song, Xingyu Xu, Alireza Shahsafi, Zhenyang Xia, Zhenqiang Ma, Mikhail Kats, Jia Zhu, Boon S Ooi, Qiaoqiang Gan, *et al.*, “Accelerating vapor condensation with daytime radiative cooling,” *arXiv preprint arXiv:1804.10736* (2018).
 - [22] Marc Muselli, Daniel Beysens, and I Milimouk, “A comparative study of two large radiative dew water condensers,” *Journal of Arid Environments* **64**, 54–76 (2006).
 - [23] Yu Shi Xiaodong Zhao Shanhui Fan Zhen Chen Minghao Dong, Zheng Zhang, “Fundamental limits of the dew-harvesting technology,” *arXiv:1909.05757*.