

PyIT2FLS: A New Python Toolkit for Interval Type 2 Fuzzy Logic Systems

Arslan A. Haghrah

Faculty of Electrical and Computer Engineering
University of Tabriz
Tabriz, Iran
haghrah@tabrizu.ac.ir

Sehraneh Ghaemi

Faculty of Electrical and Computer Engineering
University of Tabriz
Tabriz, Iran
ghaemi@tabrizu.ac.ir

November 26, 2019

Abstract

Fuzzy logic is an accepted and well-developed approach for constructing verbal models. Fuzzy based methods are getting more popular, while the engineers deal with more daily life tasks. This paper presents a new Python toolkit for Interval Type 2 Fuzzy Logic Systems (IT2FLS). Developing software tools is an important issue for facilitating the practical use of theoretical results. There are limited tools for implementing IT2FLSs in Python. The developed PyIT2FLS is providing a set of tools for fast and easy modeling of fuzzy systems. This paper includes a brief description of how developed toolkit can be used. Also, three examples are given showing the usage of the developed toolkit for simulating IT2FLSs. First, a simple rule-based system is developed and its codes are presented in the paper. The second example is the prediction of the Mackey-Glass chaotic time series using IT2FLS. In this example, the Particle Swarm Optimization (PSO) algorithm is used for determining system parameters while minimizing the mean square error. In the last example, an IT2FPID is designed and used for controlling a linear time-delay system. The code for the examples are available on toolkit's GitHub page: <https://github.com/Haghrah/PyIT2FLS>. The simulations and their results confirm the ability of the developed toolkit to be used in a wide range of the applications.

1 Introduction

While the fuzzy logic had not attracted many researchers in the first years of its presentation, the usage of the fuzzy approaches in science and engineering applications has raised over time. By increasing the number of successful applications of this approach on real-world problems, research on analyzing and design of fuzzy systems has flourished [1]. The key idea of the fuzzy systems is approximate reasoning, which is based on IF-THEN rules. A fuzzy IF-THEN rule is defined as a statement built of words, expressed by membership functions [2]. Measuring the membership grade using crisp numbers yields type 1 fuzzy sets. But when the membership grade is also uncertain and is represented using fuzzy membership functions, the concept of type 2 and higher types of fuzzy sets are introduced [3]. It must be noticed that, by increasing the type of a fuzzy set, the computational burden significantly grows. Therefore researchers have introduced the concept of interval type 2 fuzzy sets for decreasing the computational load, in which

the secondary membership value is always considered to be equal to one [4].

Type-2 fuzzy systems are applied widely to solve engineering and industrial problems, which among them control of buck and boost DC-DC converters [5], coiler entry temperature prediction [6], levelling the cable-driven parallel mechanism [7], control of induction motor [8], and digital image filtering [9] can be mentioned. Similar applications of type 2 fuzzy systems are advancing rapidly. However, compared with type 1 fuzzy systems, type 2 fuzzy systems have been used very limitedly [10]. Public access and use of an approach, derived from theoretical results, is mainly affected by the availability of software implementations.

There are some toolkits developed for utilizing type 2 fuzzy sets and systems in science and engineering applications. In [11], a new MATLAB toolbox for interval type 2 fuzzy logic systems has been introduced. In addition to basic features for designing IT2FLSs, this toolbox includes a graphical user interface for construction, edition, and observation of the fuzzy systems. Also, the mentioned paper studies both educational and research sides of developing the toolbox. The results of the experiments, in addition to the effectiveness of the toolbox, indicate the technical improvement of the students who have used the tool. Another toolbox which is designed to be used with MATLAB, like the previous one, has been presented in [12]. In this toolbox, in addition to the graphic user interface for designing and editing fuzzy systems, a Simulink model is also presented which can be mentioned as its advantage. As an example of using the toolbox, in this paper, an IT2-Fuzzy PID controller is designed for controlling a system in the presence of time delay. Another Java-based fuzzy logic toolkit, named Juzzy, is presented in [10]. Juzzy supports type 1, interval type 2 and general type 2 fuzzy logic systems. The aim of the developers of Juzzy toolkit is facilitating the application of fuzzy logic systems in real-world problems, along with improving accessibility to the type 2 fuzzy logic systems for academic purposes. Recently a new Python-based toolkit for automatically generating and analyzing data-driven fuzzy sets has been developed and presented in [13]. The introduced toolkit, fuzzycreator, provides many routines for creating conventional and non-conventional type 1, interval type 2 and general type 2 fuzzy sets from data. It must be noticed that the developed toolbox focuses on fuzzy sets rather than fuzzy systems.

Due to the increasing popularity of the Python programming language and its frequent use for scientific and engineering applications, the need for a tool for providing IT2FLSs support has been felt. To respond to this need, the PyIT2FLS toolkit is developed and presented in this paper. This toolkit provides many useful functions for creating and processing fuzzy sets and systems. There are two core classes, which the features of the toolbox are available through them, *IT2FS* and *IT2FLS*. The first one for modeling the fuzzy sets and the latter for the systems. It must be noticed that the ease of use is considered as the main criterion in the development of the toolkit. In the rest of the paper when a keyword refers to a function, variable or class it is written in italic form.

The rest of the paper is organized as follows. The second section consists of a brief discussion on the toolkit and how to use it. In Section 3, three examples of using the PyIT2FLS are provided. Finally, Section 4 presents some conclusions.

2 PyIT2FLS

This section presents how to use the new developed Python toolkit, PyIT2FLS, for modeling and simulation of interval type 2 fuzzy systems. PyIT2FLS is developed to respond to the lack of an integrated tool for facilitating the use of IT2FLSs. This toolkit, which its development will not stop in this stage, will allow the users to apply IT2FL based methods for solving issues encountered in science and engineering problems. PyIT2FLS is based on well-known numeric library NumPy [14] and plotting library Matplotlib [15]. It consists of two main classes, *IT2FS* for interval type 2 fuzzy sets and *IT2FLS* for interval type 2 fuzzy logic systems, and many utility functions concerning the interval type 2 fuzzy logic. As a starting point, we introduce some of the utility functions defined in the toolkit, which are used in creating interval type 2 fuzzy sets. These are general membership functions, which would be used as the lower membership function (LMF) and the upper membership function (UMF) for *IT2FS*s. Table 1 represents these functions with a brief description. All these functions have two inputs, vector-like input x indicating points from the domain which the function must be evaluated, and $params$ indicating the function's

Table 1: List of functions which can be used as LMFs and UMFs.

Name	Description
zero_mf	All zero membership function
singleton_mf	Singleton membership function
const_mf	Constant membership function
tri_mf	Triangular membership function
trapezoid_mf	Trapezoidal membership function
gaussian_mf	Gaussian membership function
gauss_uncert_mean_umf	UMF of Gaussian membership function with uncertain mean value
gauss_uncert_mean_lmf	LMF of Gaussian membership function with uncertain mean value
gauss_uncert_std_umf	UMF of Gaussian membership function with uncertain std. value
gauss_uncert_std_lmf	LMF of Gaussian membership function with uncertain std. value

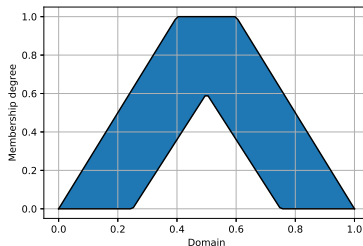


Figure 1: An IT2FS with trapezoidal UMF, and triangular LMF.

parameters. It should be noted that the latter parameter must be a list, and for each function its items are described in its corresponding docstring.

2.1 Interval type 2 fuzzy sets

The *IT2FS* class defines interval type 2 fuzzy sets by specifying the domain, UMF, parameters of UMF function, LMF, and parameters of LMF function. The first example in appendix shows how to define an *IT2FS* using aforementioned membership functions. The only constraint for using these functions is to choose the function parameters in such a way that for all points in the universe of discourse, $UMF(x) > LMF(x)$ be satisfied.

The set defined using the code is depicted in Figure. 1. There are two conventional types of IT2FSs which can be defined easily using two other functions available in PyIT2FSL. In order to define Gaussian IT2FS with uncertain mean value and uncertain standard deviation value, users can call *IT2FS_Gaussian_UncertMean* and *IT2FS_Gaussian_UncertStd* functions, respectively. The parameters of the both functions are *domain* and *params*. For the first function, the second parameter consists of the mean value center, mean value spread, and standard deviation and for the second function, the second parameter consists of the mean value, standard deviation center, and standard deviation spread (for both as lists). Each *IT2FS* in PyIT2FSL contains some parameters and functions which are indicated in Table 2 and Table 3, respectively. More detailed descriptions and instruction for each of them are available in docstrings. The next function to be introduced is *IT2FS_plot* which plots a number of *IT2FS*s together in the same figure. The main inputs of this function are a number of *IT2FS*s, but title and legends can also be assigned. Furthermore if the user wishes to save the plotted figure in *pdf* format, he/she can set the *filename* input variable. More detailed description and examples are available in docstrings.

Table 2: List of parameters defined in IT2FS class.

Parameter	Description
domain	Defines the universe of discourse
umf	Defines upper membership function
umf_params	Defines upper membership function parameters
lmf	Defines lower membership function
lmf_params	Defines lower membership function parameters
upper	Upper membership function values in the discrete universe of discourse
lower	Lower membership function values in the discrete universe of discourse

Table 3: List of functions defined in IT2FS class.

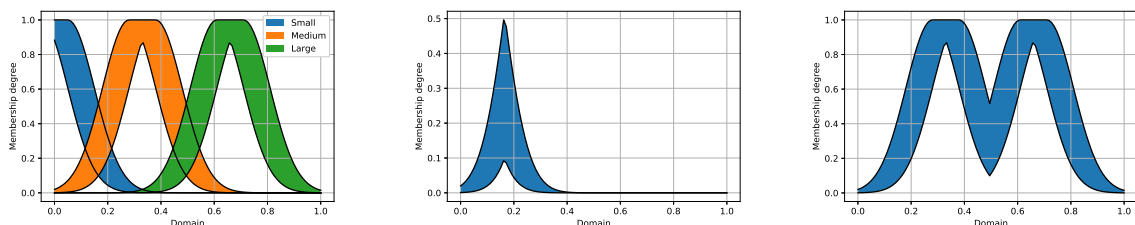
Function	Description
copy	Returns a copy of the IT2FS
plot	Plots the IT2FS in the universe of discourse

2.2 T-norms, s-norms, join and meet

As basic operators in fuzzy calculations, t-norms and s-norms have special importance. PyIT2FLS by default contains two t-norm functions, *min_t_norm* and *product_t_norm* for minimum and product t-norms respectively, and a s-norm, *max_s_norm* for maximum s-norm. However, new t-norm and s-norm functions can be defined by users. In the standard form, these functions must have two array-like inputs for calculating t-norm or s-norm, element-wise on them. The next two main operators in type 2 fuzzy logic are meet and join operators which are defined by two functions with the same names, *meet* and *join*. The inputs of these operators are domain, first and second IT2FS, and norm operator. For the *meet*, norm operator must be a t-norm and for the *join*, norm operator must be a s-norm. The second code in the appendix shows how to use meet and join operators and plotting multiple sets together. The results are demonstrated in Figure 2.

2.3 Interval type 2 fuzzy logic systems

The most important part of the developed toolkit, the *IT2FLS* class, is prepared for modeling the interval type 2 fuzzy logic systems. Each *IT2FLS* has three parameters, *inputs*, *outputs*, and *rules*. There are five functions defined in *IT2FLS* class for utilizing it which are presented in Table 4. No construction parameters are needed when an *IT2FLS* is created. The input parameters of the functions for adding inputs and outputs are only the names. In order to define the rule base of the fuzzy system *add_rule* function is used. This function accepts two lists as input which the first one indicates antecedent part of the rule and the second one indicates conclusion part of the rule. Each list consists of tuples indicating the attachment of input variables to corresponding *IT2FS*s. Assume that a fuzzy type 2 IF-THEN rule



(a) The IT2FSs used in example. (b) Meet of Small and Medium sets. (c) Join of Medium and Large sets.

Figure 2: Sample outputs for *IT2FS_plot*, meet and join functions.

Table 4: List of functions defined in IT2FLS class.

Function	Description
<code>add_input_variable</code>	Adds a new input variable to IT2FLS
<code>add_output_variable</code>	Adds a new output variable to IT2FLS
<code>add_rule</code>	Adds a new rule to IT2FLS's rule base
<code>evaluate</code>	Evaluates the IT2FLS with specific inputs
<code>copy</code>	Returns a copy of the defined IT2FLS

be as below:

$$\begin{aligned} \text{IF } x_1 \text{ is } \tilde{A}_1 \text{ AND } x_2 \text{ is } \tilde{A}_2 \text{ AND } \dots \text{ AND } x_n \text{ is } \tilde{A}_n \text{ THEN} \\ y_1 \text{ is } \tilde{B}_1, y_2 \text{ is } \tilde{B}_2, \dots y_m \text{ is } \tilde{B}_m \end{aligned} \quad (1)$$

So this rule can be added to an *IT2FLS* named *myIT2FLS* as pseudo-code below:

$$\begin{aligned} \text{myIT2FLS.add_rule}([("x1", A1), ("x2", A2), \dots, ("xn", An)], \\ [("y1", B1), ("y2", B2), \dots, ("ym", Bm)]) \end{aligned}$$

In order to evaluate an *IT2FLS* for arbitrary inputs the *evaluate* function must be used. The inputs of this function are values of the system inputs as a dict, t-norm, s-norm, domain, and the type reduction algorithm and method. The default output of the *evaluate* function is depended on the type reduction method and the algorithm specified by the user and is described in details in docstrings.

In most of cases the output variable of this function is of dict data type. In the output dict, tuples are corresponded with the output variable names which are added by *add_output_variable* function in initial definition of the system. These tuples represent type reduced outputs of the fuzzy system. In order to obtain crisp output of the system, each tuple can be given as input of the *crisp* function. Also, in order to plot the type reduced output the *TR_plot* function can be used. The third code in the appendix section shows how to plot the type reduced outputs and calculate the crisp outputs for the result of *evaluate* function.

2.4 Type reduction

A very important concept in type 2 fuzzy systems is type reduction algorithms and methods. Nine type reduction algorithms are provided in PyIT2FLS which are KM [16], EKM, WEKM, TWEKM [17, 18], EIASC[19], WM [20], BMM [21], LBMM [22], and NT [23]. These type reduction algorithms can be used alongside the methods Centroid, Center of sets, Center of sum, Height, and Modified height. The functions corresponding with these algorithms and methods and their brief description are presented in Tables 5 and Table 6, respectively. These functions and methods are not called directly by the user most of the times, but their name is passed to the *evaluate* function of *IT2FLS* class as parameters, *method* and *algorithm*. The aforementioned tables also contain the names which the algorithms and methods are passed to the *evaluate* function. Docstrings are also available for a more detailed explanation of the instructions.

3 Examples

In this section three examples of using proposed PyIT2FLS are under study. First a simple example for using the toolkit to evaluate fuzzy IF-THEN rules as a fuzzy logic system is given. After that an example of using the toolkit for prediction of chaotic time series is given, in which the parameters of fuzzy system are determined using PSO algorithm to have minimum mean square error. And finally, the toolkit is used for modeling an interval type 2 fuzzy PID (IT2FPID) controller, and using it to control a time-delay linear system.

Table 5: List of type reduction algorithms for *evaluate* function of *IT2FLS* class.

Algorithm	Description	Name
KM	Karnik-Mendel algorithm	KM
EKM	Enhanced KM algorithm	EKM
WEKM	Weighted EKM algorithm	WEKM
TWEKM	Trapezoidal WEKM algorithm	TWEKM
EIASC	Enhanced IASC algorithm	EIASC
WM	Wu-Mendel algorithm	WM
BMM	Begian-Melek-Mendel algorithm	BMM
LBMM	BMM method edited by Li et al.	LBMM
NT	Nie-Tan algorithm	NT

Table 6: List of type reduction methods for *evaluate* function of *IT2FLS* class.

Method	Description	Name
Centroid	Centroid type reduction method	Centroid
Center of sets	Centr of sets type reduction method	CoSet
Center of sum	Center of sums type reduction method	CoSum
Height	Height type reduction method	Height
Modified height	Modified height type reduction method	ModiHe

3.1 A simple example for using PyIT2FLS

Assume an IT2FLS with two inputs and two outputs. Let the universe of discourse in this example be the interval $[0, 1]$. Assume that three IT2FSs are defined in the universe of discourse which are Gaussian IT2FS with uncertain standard deviation values. Also let the rule base of the IT2FLS be as below:

IF x_1 is Small AND x_2 is Small THEN y_1 is Small AND y_2 is Large
 IF x_1 is Medium AND x_2 is Medium THEN y_1 is Medium AND y_2 is Small
 IF x_1 is Large AND x_2 is Large THEN y_1 is Large AND y_2 is Small

With these assumptions, the codes for modeling this IT2FLS would be as provided in fourth subsection of the appendix. The discrete domain is defined as 100 equal-distance points in the interval $[0, 1]$. The sets defining the universe of discourse are constructed using the function *IT2FS_Gaussian_UncertStd* and are plotted. The inputs x_1 and x_2 , and the outputs y_1 and y_2 are added to the system. Based on defined *IT2FS*s and input and output variables, fuzzy IF-THEN rules are defined. Finally the output is evaluated and represented for $x_1, x_2 = 0.9$.

The outputs generated by running this code are demonstrated in Figure. 3. IT2FS output for first and second outputs of the system are illustrated in Figures 3a and 3b, respectively. Also type reduced outputs are shown in Figures 3c and 3d.

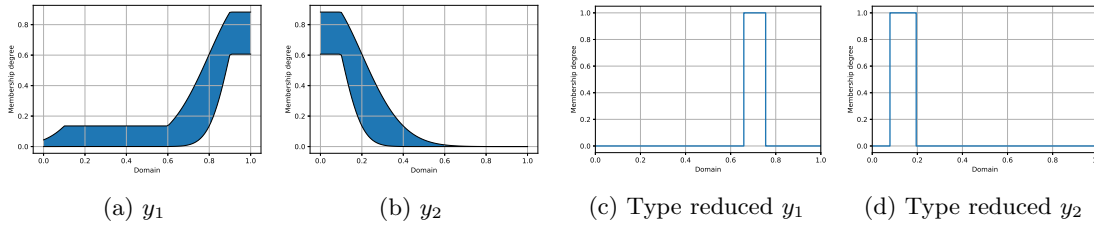


Figure 3: Outputs of the provided example.

Table 7: Fuzzy If-Then rule base of IT2FLS.

Rule	Antecedent			Conclusion
	A	B	C	O
Rule 1	A1	B1	C1	O1
Rule 2	A2	B2	C2	O2
Rule 3	A3	B3	C3	O3

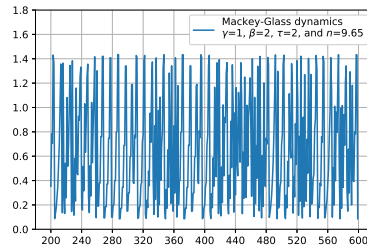


Figure 4: Response of the Mackey-Glass nonlinear time delay differential equation for exact parameters.

3.2 Prediction of Mackey-Glass Chaotic Time Series

In this section, the results achieved by using the developed PyIT2FLS in a practical application, prediction of Mackey-Glass chaotic time series, is shown. The Mackey-Glass nonlinear time delay differential equation is defined as:

$$\frac{dx}{dt} = \beta \frac{x_\tau}{1 + x_\tau^n} - \gamma x \quad \gamma, \beta, n > 0 \quad (2)$$

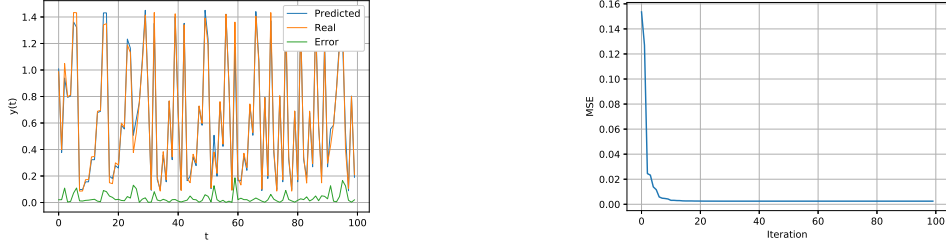
in which the parameters β , γ , τ and n are real numbers. In addition, x_τ shows the delayed value of variable x at time $t - \tau$ [24]. The response of the Mackey-Glass dynamic equation is demonstrated in Figure. 4 for parameters $\beta = 2$, $\gamma = 1$, $\tau = 2$, and $n = 9.65$ and random initial conditions.

The Mackey-Glass Equation alongside the logistic map, Lorenz equations, and Chen systems is known as a paragon of chaotic systems [25]. Due to the chaotic behavior of the Mackey-Glass time series, it has been the subject of many scientific studies. These studies mainly concern the prediction of time series [26, 27] and the synchronization of chaotic systems [28, 29].

Let mg indicate the time series, in order to predict the Mackey-Glass time series using IT2FLS, three inputs are considered which are consecutive samples $mg[t - 2]$, $mg[t - 1]$, and $mg[t]$. Assume that inputs are named as A, B, and C. Each input in its universe of discourse is expressed by three IT2FSs, which can be shown by indices 1 to 3 (as an example for the input A there will be three sets A_1 , A_2 , and A_3). The output of system, named O, is $mg[t + 1]$ and is expressed using three IT2FSs, O_1 , O_2 , and O_3 . All the fuzzy sets are Gaussian IT2FS with uncertain standard deviation values. The rule base of the system is demonstrated in Table 7. All the parameters of the fuzzy sets are selected by PSO algorithm to have minimum Mean Square Error (MSE) in prediction. In this step, 100 samples are used for optimizing the selected parameters. Also the prediction is repeated on an other 100 samples in order to guarantee the performance of the IT2FLS. The result of prediction, real value of time series and absolute error are illustrated in Figure 5a. Further more the convergence diagram of the PSO algorithm is demonstrated in Figure 5b. The codes used for simulating this example are openly accessible over the toolkit's GitHub page.

3.3 Interval Type 2 Fuzzy PID Controller for Time Delay Linear System

In this section in order to show the generality of the proposed toolkit, it is used to model an IT2FPID controller. It must be noted that this case study is adopted from [12]. Let's consider the transfer function



(a) Prediction output achieved using the PyIT2FLS.

(b) Convergence of the PSO algorithm.

Figure 5: Outputs achieved for the prediction of Mackey-Glass time series using PyIT2FLS.

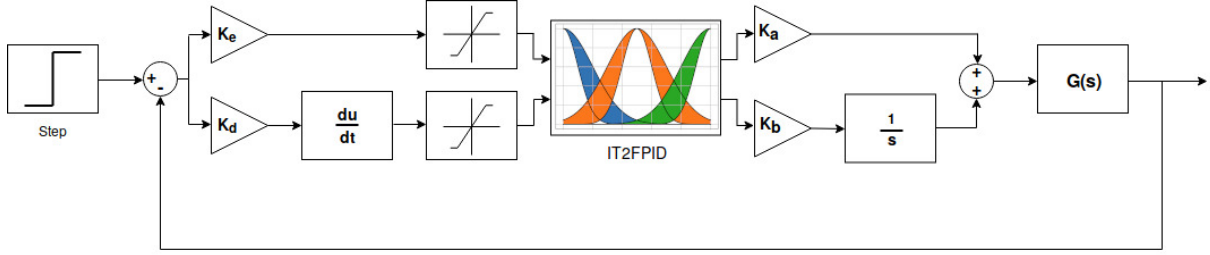



Figure 6: Block diagram of the system under study with IT2FPID controller.

of the system under study as below:

$$G(s) = \frac{K}{Ts + 1} e^{-Ls} \quad (3)$$

And let the block diagram representation of the overall system be as illustrated in Figure. 6. As it can be seen in Figure. 6, the inputs of the IT2FPID are the scaled versions of the error signal (e) and its derivative (\dot{e}). For each input there are three IT2FSSs, Negative (N), Zero (Z), and Positive (P). The single output of the IT2FPID is used with scaling factors for achieving the proportional and integral terms coefficients. The output is demonstrated using five IT2FSSs, Negative Big (NB), Negative Medium (NM), Zero (Z), Positive Medium (PM), and Positive Big (PB). All input and output sets are Gaussian ones with uncertain standard deviation. Also, the universe of discourse is defined as the interval $[-1, 1]$. Input and output sets are illustrated in Figures 7a and 7b, respectively. The IT2FLS is constructed using 9 rules which are shown in Table. 8. Parameters of the nominal system are set as $L = 0.2$, $T = 1$, and $K = 1$. In order to study the effect of parameters uncertainty on the controller's performance, two more parameter settings are considered; $L = 0.4$, $T = 1.9$, $K = 1.3$ (Perturbed System-1) and $L = 0.45$, $T = 1.3$, $K = 1.1$ (Perturbed System-2). The scaling factors of the IT2FPID are set and fixed as $K_a = 0.25$, $K_b = 4.25$, $K_e = 0.8$, and $K_d = 0.5$. The performance of the designed control system is measured based on overshoot, settling time, and Integral Time Absolute Error (ITAE) values. The step response of the systems are



(a) Sets defined for the inputs of IT2FPID

(b) Sets defined for the output of IT2FPID

Figure 7: Input sets and output sets defined for PyIT2FLS.

Table 8: Fuzzy If-Then rule base of IT2FPID.

\dot{e}/e	N	Z	P
N	NB	NM	Z
Z	NM	Z	PM
P	Z	NM	PB

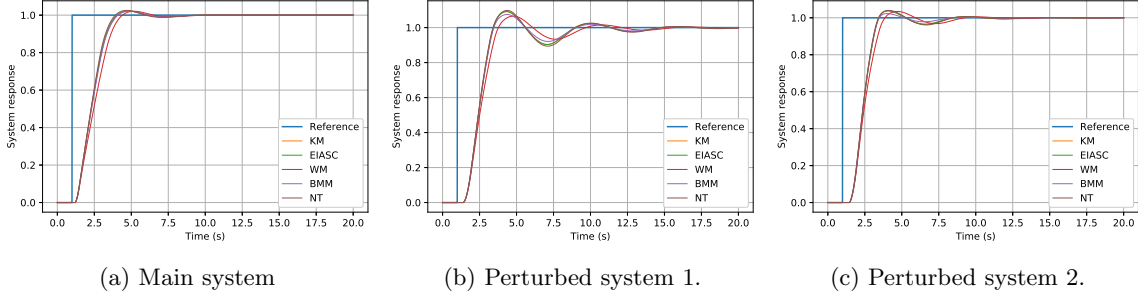


Figure 8: The closed loop step response for main system, perturbed system-1, and perturbed system-2.

illustrated in Figure. 8, and the performance measures are reported in Table. 9. As it can be seen, interval type 2 fuzzy logic system improves the robustness of the system response faced with system parameters perturbation. The simulations are done with multiple type reduction algorithms alongside with Centroid method. The results show that WM and BMM type reduction algorithms demonstrate better performance facing with control problems.

4 Conclusion

In this paper a new Python toolkit for utilizing interval type 2 fuzzy logic systems is presented. This toolkit facilitates the use of IT2FLSs in practical scientific and engineering applications. How to use this library and its features are briefly described in this paper. Also, several examples are included for better understanding. Prediction of time series is one of the most common applications of fuzzy systems. PyIT2FLS used to predict the chaotic Mackey-Glass time series. Also a IT2FPID controller designed to control a time delay linear system. As the results show, the presented toolkit is able to be used in complex applications of the IT2FLSs. The development of the provided toolkit here is not over, but will continue to cover a wider variety of systems, methods and applications. Compared with other Python toolkits for type 2 fuzzy logic, PyIT2FLS supports both fuzzy sets and fuzzy systems and that is while type 2 fuzzy systems are not supported by other Python toolkits. It should be noted that the developers of the PyIT2FLS are ready to receive comments and suggestions about the toolkit and possible bug reports. The PyIT2FLS is openly accessible on the GitHub page: <https://github.com/Haghray/PyIT2FLS>.

Appendix: Python codes

Simple python codes used in the paper for generating outputs are provided here. The codes for the two last complete examples are accessible in PyIT2FLS GitHub page.

Defining an IT2FS using PyIT2FLS

```
from pyit2fls import IT2FS, trapezoid_mf, tri_mf
from numpy import linspace
```

Table 9: Performance measure of designed IT2FPID in contact with system.

System	TR	Settling time	Overshoot	ITAE
Nominal system	KM	5.1125	2.2287%	2.7967
	EIASC	5.1225	2.2302%	2.7970
	WM	5.3926	2.0904%	3.2899
	BMM	5.0925	2.1204%	2.8455
	NT	5.1325	2.5284%	2.7554
Perturbed system-1	KM	13.1765	9.3269%	5.9002
	EIASC	13.1765	9.3291%	5.8978
	WM	9.0545	6.8808%	5.4139
	BMM	10.2951	7.6610%	5.3664
	NT	13.4267	10.0322%	6.2336
Perturbed system-2	KM	7.5437	3.7081%	3.3893
	EIASC	7.5437	3.7139%	3.3908
	WM	8.1940	3.4181%	3.7504
	BMM	6.8834	2.2547%	3.0258
	NT	7.6738	3.9807%	3.4711

```
mySet = IT2FS(linspace(0., 1., 100),
             trapezoid_mf, [0, 0.4, 0.6, 1., 1.],
             tri_mf, [0.25, 0.5, 0.75, 0.6])
```

Plotting the meet and join of IT2FSs

```
from pyit2fls import IT2FS_Gaussian_UncertMean, IT2FS_plot, meet, \
                    join, min_t_norm, max_s_norm
from numpy import linspace

domain = linspace(0., 1., 100)

A = IT2FS_Gaussian_UncertMean(domain, [0., 0.1, 0.1])
B = IT2FS_Gaussian_UncertMean(domain, [0.33, 0.1, 0.1])
C = IT2FS_Gaussian_UncertMean(domain, [0.66, 0.1, 0.1])

IT2FS_plot(A, B, C, title="", legends=["Small", "Medium", "Large"], filename="multiSet")

AB = meet(domain, A, B, min_t_norm)
AB.plot(filename="meet")

BC = join(domain, B, C, max_s_norm)
BC.plot(filename="join")
```

Plotting the type reduced output of IT2FLS and calculating the crisp output

```
TR_plot(domain, TR["y1"], filename="y1_tr")
print(crisp(TR["y1"]))

TR_plot(domain, TR["y2"], filename="y2_tr")
print(crisp(TR["y2"]))
```

Full example of defining and using an IT2FLS

```
from pyit2fls import IT2FLS, IT2FS_Gaussian_UncertStd, IT2FS_plot, \
                    min_t_norm, max_s_norm, TR_plot
```

```

from numpy import linspace

domain = linspace(0., 1., 100)

Small = IT2FS_Gaussian_UncertStd(domain, [0, 0.15, 0.1])
Medium = IT2FS_Gaussian_UncertStd(domain, [0.5, 0.15, 0.1])
Large = IT2FS_Gaussian_UncertStd(domain, [1., 0.15, 0.1])
IT2FS_plot(Small, Medium, Large, legends=["Small", "Medium", "Large"], filename="
          simp_ex_sets")

myIT2FLS = IT2FLS()
myIT2FLS.add_input_variable("x1")
myIT2FLS.add_input_variable("x2")
myIT2FLS.add_output_variable("y1")
myIT2FLS.add_output_variable("y2")

myIT2FLS.add_rule([("x1", Small), ("x2", Small)], [("y1", Small), ("y2", Large)])
myIT2FLS.add_rule([("x1", Medium), ("x2", Medium)], [("y1", Medium), ("y2", Small)])
myIT2FLS.add_rule([("x1", Large), ("x2", Large)], [("y1", Large), ("y2", Small)])

it2out, tr = myIT2FLS.evaluate({"x1":0.9, "x2":0.9}, min_t_norm, max_s_norm,
          domain, method="Centroid")

it2out["y1"].plot(filename="y1_out")
TR_plot(domain, tr["y1"], filename="y1_tr")

it2out["y2"].plot(filename="y2_out")
TR_plot(domain, tr["y2"], filename="y2_tr")

```

References

- [1] Kazuo Tanaka and Hua O Wang. *Fuzzy control systems design and analysis: a linear matrix inequality approach*, page 5. John Wiley & Sons, 2004.
- [2] Li-Xin Wang and Li-Xin Wang. *A course in fuzzy systems and control*, volume 2, pages 2–3. Prentice Hall PTR Upper Saddle River, NJ, 1997.
- [3] Lotfi Asker Zadeh. The concept of a linguistic variable and its application to approximate reasoning—i. *Information sciences*, 8(3):199–249, 1975.
- [4] Jerry Mendel, Hani Hagsras, Woei-Wan Tan, William W Melek, and Hao Ying. *Introduction to type-2 fuzzy logic control: theory and applications*, page 43. John Wiley & Sons, 2014.
- [5] Ismail Atacak and Omer Faruk Bay. A type-2 fuzzy logic controller design for buck and boost dc-dc converters. *Journal of intelligent manufacturing*, 23(4):1023–1034, 2012.
- [6] GM Mendez, L Leduc-Lezama, R Colas, G Murillo-Perez, J Ramirez-Cuellar, and JJ Lopez. Modelling and control of coiling entry temperature using interval type-2 fuzzy logic systems. *Ironmaking & Steelmaking*, 37(2):126–134, 2010.
- [7] Li Cheng-Dong, Yi Jian-Qiang, Yu Yi, and Zhao Dong-Bin. Inverse control of cable-driven parallel mechanism using type-2 fuzzy neural network. *Acta Automatica Sinica*, 36(3):459–464, 2010.
- [8] S Barkati, EM Berkouk, and MS Boucherit. Application of type-2 fuzzy logic controller to an induction motor drive with seven-level diode-clamped inverter and controlled infeed. *Electrical Engineering*, 90(5):347–359, 2008.
- [9] Vikas Singh, Raghav Dev, Narendra K Dhar, Pooja Agrawal, and Nishchal K Verma. Adaptive type-2 fuzzy approach for filtering salt and pepper noise in grayscale images. *IEEE Transactions on Fuzzy Systems*, 26(5):3170–3176, 2018.

- [10] Christian Wagner. Juzzy-a java based toolkit for type-2 fuzzy logic. In *2013 IEEE Symposium on Advances in Type-2 Fuzzy Logic Systems (T2FUZZ)*, pages 45–52. IEEE, 2013.
- [11] Oscar Castillo, Patricia Melin, and Juan R Castro. Computational intelligence software for interval type-2 fuzzy logic. *Computer Applications in Engineering Education*, 21(4):737–747, 2013.
- [12] Ahmet Taskin and Tufan Kumbasar. An open source matlab/simulink toolbox for interval type-2 fuzzy logic systems. In *2015 IEEE Symposium Series on Computational Intelligence*, pages 1561–1568. IEEE, 2015.
- [13] Josie McCulloch. Fuzzycreator: A python-based toolkit for automatically generating and analysing data-driven fuzzy sets. In *2017 IEEE International Conference on Fuzzy Systems (FUZZ-IEEE)*, pages 1–6. IEEE, 2017.
- [14] Travis E Oliphant. *A guide to NumPy*, volume 1. Trelgol Publishing USA, 2006.
- [15] John D Hunter. Matplotlib: A 2d graphics environment. *Computing in science & engineering*, 9(3):90, 2007.
- [16] Nilesh Naval Karnik, Jerry M Mendel, and Qilian Liang. Type-2 fuzzy logic systems. *IEEE transactions on Fuzzy Systems*, 7(6):643–658, 1999.
- [17] K Duran, H Bernal, and M Melgarejo. Improved iterative algorithm for computing the generalized centroid of an interval type-2 fuzzy set. In *NAFIPS 2008-2008 Annual Meeting of the North American Fuzzy Information Processing Society*, pages 1–5. IEEE, 2008.
- [18] Dongrui Wu and Jerry M Mendel. Enhanced karnik–mendel algorithms. *IEEE Transactions on Fuzzy Systems*, 17(4):923–934, 2008.
- [19] Dongrui Wu and Maowen Nie. Comparison and practical implementation of type-reduction algorithms for type-2 fuzzy sets and systems. In *2011 IEEE International Conference on Fuzzy Systems (FUZZ-IEEE 2011)*, pages 2131–2138. IEEE, 2011.
- [20] Hongwei Wu and Jerry M Mendel. Uncertainty bounds and their use in the design of interval type-2 fuzzy logic systems. *IEEE Transactions on fuzzy systems*, 10(5):622–639, 2002.
- [21] Mohammad Biglar Begian, William W Melek, and Jerry M Mendel. Stability analysis of type-2 fuzzy systems. In *2008 IEEE International Conference on Fuzzy Systems (IEEE World Congress on Computational Intelligence)*, pages 947–953. IEEE, 2008.
- [22] Chengdong Li, Jianqiang Yi, and Tiechao Wang. Stability analysis of sirms based type-2 fuzzy logic control systems. In *International Conference on Fuzzy Systems*, pages 1–7. IEEE, 2010.
- [23] Maowen Nie and Woei Wan Tan. Towards an efficient type-reduction method for interval type-2 fuzzy logic systems. In *2008 IEEE International Conference on Fuzzy Systems (IEEE World Congress on Computational Intelligence)*, pages 1425–1432. IEEE, 2008.
- [24] Leon Glass and Michael Mackey. Mackey-glass equation. *Scholarpedia*, 5(3):6908, 2010.
- [25] Marc R Roussel. The mackey-glass models, 40 years later. *Biomath Communications*, 5(2):140–158, 2018.
- [26] Tian Zhongda, Li Shujiang, Wang Yanhong, and Sha Yi. A prediction method based on wavelet transform and multiple models fusion for chaotic time series. *Chaos, Solitons & Fractals*, 98:158–172, 2017.
- [27] Gholamali Heydari, MohammadAli Vali, and Ali Akbar Gharaveisi. Chaotic time series prediction via artificial neural square fuzzy inference system. *Expert Systems with Applications*, 55:461–468, 2016.
- [28] EM Shahverdiev, RA Nuriev, RH Hashimov, and KA Shore. Chaos synchronization between the mackey–glass systems with multiple time delays. *Chaos, Solitons & Fractals*, 29(4):854–861, 2006.

- [29] Hong-jun Shi, Lian-ying Miao, and Yong-zheng Sun. Synchronization of time-delayed systems with discontinuous coupling. *Kybernetika*, 53(5):765–779, 2017.