

# The maximum likelihood climate change for global warming under the influence of greenhouse effect and Lévy noise

Yayun Zheng<sup>1,2,4</sup>, Fang Yang<sup>1</sup>, Jinqiao Duan<sup>3\*</sup>, Xu Sun<sup>1</sup>, Ling Fu<sup>2</sup>, Jürgen Kurths<sup>2,4,5</sup>

<sup>1</sup> School of Mathematics and Statistics and Center for Mathematical Science, Huazhong University of Science and Technology, Wuhan, 430074, China.

<sup>2</sup> Wuhan National Laboratory for Optoelectronics, Huazhong University of Science and Technology, Wuhan, 430074, China.

<sup>3</sup> Department of Applied Mathematics, Illinois Institute of Technology, Chicago, IL 60616, USA.

<sup>4</sup> Potsdam Institute for Climate Impact Research, Potsdam, 14473, Germany.

<sup>5</sup> Department of Physics, Humboldt University, Berlin, 12489, Germany.

\*Corresponding author. Email: duan@iit.edu

## Abstract

An abrupt climatic transition could be triggered by a single extreme event, an  $\alpha$ -stable non-Gaussian Lévy noise is regarded as a type of noise to generate such extreme events. In contrast with the classic Gaussian noise, a comprehensive approach of the most probable transition path for systems under  $\alpha$ -stable Lévy noise is still lacking. We develop here a probabilistic framework, based on the nonlocal Fokker-Planck equation, to investigate the maximum likelihood climate change for an energy balance system under the influence of greenhouse effect and Lévy fluctuations. We find that a period of the cold climate state can be interrupted by a sharp shift to the warmer one due to larger noise jumps, and the climate change for warming 1.5°C under an enhanced greenhouse effect generates a step-like growth process. These results provide important insights into the underlying mechanisms of abrupt climate transitions triggered by a Lévy process.

## 1 Introduction

A rare but most influential phenomenon in climate change is a sharp shift from one climate state to another [1]. In particular, the last glacial period experienced rapid, decadal-scale transitions from a stadial cold state to an interstadial warm one, called Dansgaard-Oeschger events [2, 3]. One proposed explanation for such events is that they happened when the Earth system reached a critical tipping point. Tipping points are associated with bifurcations or induced by noise [4, 5]. Meanwhile, there is an alternative view that the abrupt climatic changes could be triggered by a single extreme event, such as heatwaves, droughts or storms. In contrast to the case of Gaussian noise,  $\alpha$ -stable non-Gaussian noise with heavy tail is regarded

as a general class of noise to generate such extreme events [6]. We will therefore consider  $\alpha$ -stable non-Gaussian Lévy noise in the following study. Although early-warning signals are detected for an upcoming catastrophic change [7-9], it is extremely difficult to predict a sudden transition. The identification and characterization of the states along the path of the dynamics is the crucial step to explore such abrupt shift events, where a curve connecting two states in the state space is a transition pathway. Our goal then is to study the maximal likely transition path for a climate change model under  $\alpha$ -stable Lévy fluctuations.

There are several available methods to investigate transitions in stochastic systems with Gaussian noise. For small-noise-induced transitions, the Freidlin-Wentzell theory of large deviations is often utilized. The minimizer of the Freidlin-Wentzell action functional provides the most probable pathway and the occurrence rate of the rare events [10, 11]. For stochastic systems with finite noise intensity, the path integral provides the expression of the conditional propagator for studying the most probable transition path [12]. This most probable transition path can also be approximated by minimizing the Onsager-Machlup action functional [13, 14]. Particularly, in a gradient system, the most probable path follows the minimum energy, which passes through the unstable manifold at some saddle points [15].

Note that numerous studies mentioned above focused on diffusion processes. These processes are the solutions of stochastic differential equations (SDEs) with (Gaussian) Brownian motion. However, the paleoclimatic records indicate that random fluctuations in a rapid transition have a strong non-Gaussian distribution with a heavy tail and intermittent jumps [6, 7, 16], and an  $\alpha$ -stable Lévy process is thought to be an appropriate model for such a non-Gaussian process [17]. Unfortunately, it is difficult to obtain the corresponding action functional from existing research results, when it comes to deal with the transition paths in stochastic systems with non-Gaussian Lévy fluctuations. Although, the Onsager-Machlup action functional for stochastic dynamical systems under Lévy noise is derived recently by one of us [18], the results are valid only for certain Lévy fluctuations. Therefore, it is desirable to develop a framework for describing the transition paths to stochastic dynamical systems under non-Gaussian noise, especially  $\alpha$ -stable Lévy noise.

Our approach uses the Fokker-Planck equations for non-Gaussian dynamical systems. These are deterministic equations describing how probability density functions propagate and evolve. The nonlocal or fractional Laplacian operator in these equations is the manifestation of  $\alpha$ -stable Lévy fluctuations. Recently, we developed a fast and accurate numerical algorithm to simulate nonlocal Fokker-Planck equations under either absorbing or natural conditions [19]. Meanwhile, we derived the Fokker-Planck equations for Marcus SDEs driven by Lévy processes [20]. We also used a nonlocal Zakai equation to examine the most probable path for systems with  $\alpha$ -stable Lévy systems and continuous-time observations [21]. Furthermore, we devised most probable phase portraits to capture certain aspects of stochastic dynamics [22], and applied to examine qualitative changes or bifurcation of equilibrium states under Lévy noise [23].

In order to determine the maximum likelihood transition path, between two states, we have derived the expression for the conditional probability density  $p(x, t|x_0, 0; x_f, t_f)$ , for sample paths with initial condition  $X(0) = x_0$  and a final condition  $X(t_f) = x_f$  (i.e., sample paths connecting the two states  $x_0$  and  $x_f$ ). The maximizer  $x_m(t)$ , at each time instant  $t$ , for the conditional probability density  $p(x, t|x_0, 0; x_f, t_f)$  indicates the maximal likely location of the sample paths. Taking all times on  $[0, t_f]$ , the set of maximizers  $x_m(t)$  constitute a transition path. It can be referred to as the maximum likelihood transition path between two states  $x_0$  and  $x_f$ . It is only a set of  $x_m$  which makes the density function  $p(x, t|x_0, 0; x_f, t_f)$  maximum.

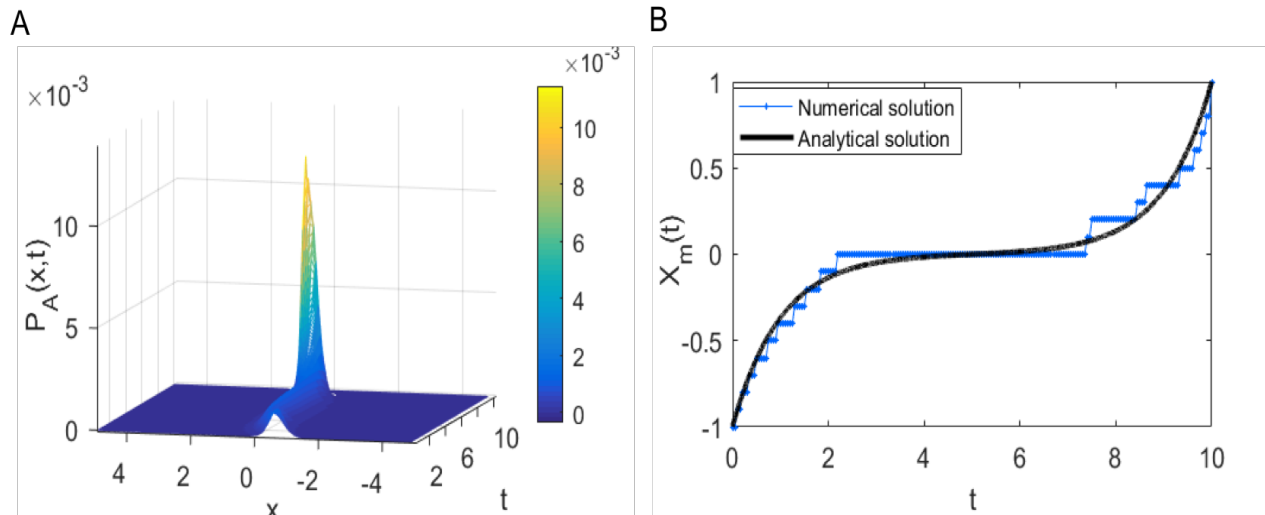


Figure 1: **The maximum likelihood transition path.** (A) The conditional probability density function  $\mathcal{P}_A(x,t)$  for a scalar Ornstein-Uhlenbeck process (see Supplementary Materials S2.). (B) The numerical simulation of the maximum likelihood transition path is compared with the analytical solution.

To illustrate this approach of the maximum likelihood transition path, we will study an energy balance climatic system driven by a discontinuous (with jumps)  $\alpha$ -stable Lévy process. Numerical experiments are conducted to investigate the impact of the non-Gaussianity and greenhouse factor on the maximum likelihood transition path between a cold glacial state and a warm interstadial state.

**The significance of the present work:** (i) We develop a general probabilistic framework to quantify the maximum likelihood transition path, especially for systems with non-Gaussian Lévy noise; (ii) We verify that an abrupt transition path in the climatic change energy balance system may be triggered by  $\alpha$ -stable Lévy noise. We expect to create the maximum likelihood path as an efficient research tool, which quantitatively describes how the climate changes, and explain how the greenhouse effect combined with Lévy noise affect the warming of the Earth. The better understanding of the underlying mechanisms is crucial to predict an upcoming abrupt climate change.

## 2 Results

**The maximum likelihood transition path.** We propose our approach to determine and investigate the the maximum likelihood transition path from one state to another for dynamical systems under non-Gaussian  $\alpha$ -stable Lévy noise. Inspired by Lemma 3.2 in [24], for all  $t \in [0, t_f]$  and  $x, x_0, x_f \in \mathbb{R}^d$ , we assume that the conditional probability density function  $\mathcal{P}_A(x,t)$  given for both the condition  $X(0) = x_0$

and  $X(t_f) = x_f$  exists (where  $A$  denotes these two-point conditions). It can be expressed as

$$\begin{aligned} \mathcal{P}_A(x, t) &= p(X(t) = x | X(0) = x_0; X(t_f) = x_f) \\ &= \frac{Q(x_f, t_f | x, t) Q(x, t | x_0, 0)}{Q(x_f, t_f | x_0, 0)}, \end{aligned} \quad (1)$$

where  $Q$  is the solution of the associated Fokker-Planck equation with appropriate an initial condition (see Materials and Methods). The detailed derivation is given in Supplementary Materials S1. Subjecting to the condition  $A$ , the density function  $\mathcal{P}_A(x, t)$  has a peak at a time  $t \in [0, t_f]$ , and the peak corresponds to a state  $x_m(t)$ . It implies that, at a given time instant  $t$ , the maximizer  $x_m(t)$  for the conditional probability density  $\mathcal{P}_A(x, t)$  indicates the maximum likelihood location of these stochastic trajectories (or sample paths). That is, we find the state  $x_m(t)$  by maximizing the transition probability density  $\mathcal{P}_A(x, t)$ ,

$$x_m(t) = \arg \max_x \mathcal{P}_A(x, t). \quad (2)$$

Now, we examine the corresponding transition behavior by the expression of the conditional probability density  $\mathcal{P}_A(x, t)$  in Eq.(1), in a simple example. In Fig.1(A), the conditional probability density  $\mathcal{P}_A(x, t)$  for a scalar Ornstein-Uhlenbeck process  $X(t)$  can be simulated by numerical algorithm of Gao *et al.* [19] (see Materials and Methods). Meanwhile, we examine that the numerical simulation for the maximum likelihood path  $x_m(t)$  to be valid, by comparing the numerical solution Eq.(2) (the dashed line) with the analytical solution (the solid line), as shown in Fig.1(B). The calculation of the analytical solution is described in Supplementary Materials S2.

We have thus developed a probabilistic framework for describing the maximum likelihood transition path between two states. This technique is now applied to study a climate energy balance model Eq(6) (see Materials and Methods) for examining the maximum likelihood climate change. Climate change is represented here by the global mean surface temperature  $T(t)$  evolution throughout the entire system [25, 26].

We start the detailed analysis for the energy balance model (6), by examining the equilibrium temperature states:  $dT/dt = 0$ . The equilibria against the greenhouse effect  $\gamma$  shows on the  $S$ -shaped curve in Fig.2(A). The two turning points  $\gamma_f^*$  and  $\gamma_h^*$  mark the critical parameter values for which branches of equilibria meet and vanish. During the bistable region ( $\gamma_h^* < \gamma < \gamma_f^*$ ), the deterministic climatic system exhibits the two stable states at  $T_s$  and an unstable state at  $T_u$  by the potential functions  $U(T)$ , such as  $\gamma = 0.51, 0.67$  shown in Fig.2(B). Assuming that the greenhouse effect  $\gamma$  increases in the bistable region, the temperature of the cold glacial state and the warmer interstadial state are decreasing, which causes the Earth's temperature to drop. At  $\gamma_f^* \approx 0.68846$ , there is only one stable state  $T = 226.5\text{K}$  ( $-40.65^\circ\text{C}$ ), i.e., the climate will reflect the long time stabilization in an ice-covered state called ‘‘Snowball Earth’’ [27]. In contrast, as the greenhouse factor  $\gamma$  decreases, the temperature of the stable equilibrium states increase until the greenhouse effect becomes strong enough at  $\gamma_h^* \approx 0.49$ , the Earth will then remain in a high temperature environment  $T = 304.7\text{K}$  ( $31.5^\circ\text{C}$ ). Thus, the greenhouse factor values  $\gamma_f^*$  and  $\gamma_h^*$  are referred to as *deep freeze bifurcation* and *desert heat bifurcation*, respectively [28]. These imply that the global surface temperature  $T$  increases as the greenhouse factor  $\gamma$  decreases. Therefore, the decreased greenhouse factor enhances the greenhouse effect and causes a global mean surface temperature rising.

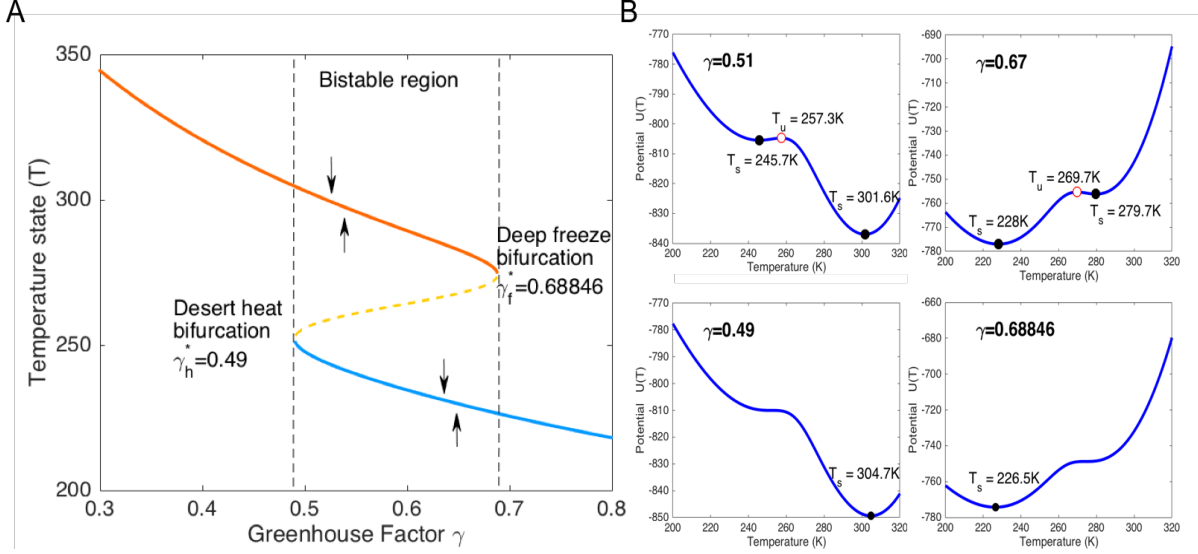


Figure 2: **The energy balance model Eq.(6) may have multiple equilibria.** (A) The bifurcation diagram as the greenhouse factor  $\gamma$  varies. (B) The potential functions  $U(T)$  for greenhouse factors:  $\gamma = 0.51$ ,  $\gamma_h^* = 0.49$ ,  $\gamma = 0.67$ ,  $\gamma_f^* = 0.68846$ .

The climate change of underlying extreme events can be modeled by the stochastic energy balance system (7) driven by a symmetric  $\alpha$ -stable Lévy process in Materials and Methods. Here, the  $\alpha$ -stable Lévy process  $L_t^\alpha$  is a pure jump process defined by a stable Lévy process with  $0 < \alpha < 2$ . The detail introduction for the  $\alpha$ -stable Lévy process is given by Supplementary Materials S3. Next, we discuss the impact of  $\alpha$ -stable Lévy noise on the climate change. The corresponding change behavior of global temperature is present by numerical simulation of the maximum likelihood transition path  $x_m(t)$  in Eq.(2).

**Effect of  $\alpha$ -stable Lévy noise for global warming of  $1^\circ\text{C}$ .** The heat capacity  $C = 46.8\text{Wyr m}^{-2}$  is regarded as a weighted average value of ocean and land surface warming by  $1.0^\circ\text{C}$  [29]. We investigate the pathway of climate change starting in a cold glacial state and landing in a warmer interstadials state, when the climate system is triggered by a single extreme event. Two kinds of typical greenhouse factors near the bifurcation points are chosen, such as  $\gamma = 0.51$  and  $\gamma = 0.67$ , each of them has two stable states as shown in Fig.2(B). The numerical results of the maximum likelihood transition path are presented with different amounts of  $\alpha$ -stable Lévy noise intensities  $\epsilon = 0.1, 1, 3, 5$  in Fig.3. We compared the transition path for two representative values of Lévy index  $\alpha = 0.5$  and  $\alpha = 1.5$ , which corresponds to larger jumps with lower frequencies and smaller jumps with higher jump probabilities, respectively.

Firstly, we consider the maximum likelihood transition path from the cold glacial state ( $T = 245.7\text{K}$ ) to the warmer interstadial one ( $T = 301.6\text{K}$ ) for  $\gamma = 0.51$  as shown in Fig.3(A). We choose the bounded domain  $D = (208\text{K}, 308\text{K})$  because the size of the basin of the cold glacial state is equal to the warmer one. For small values of  $\epsilon$  ( $\epsilon \leq 1$ ), we find that a period of a relatively stable cold glacial state is interrupted by a sharp transition to the warmer interstadial state. The path of the maximum likelihood transition is not

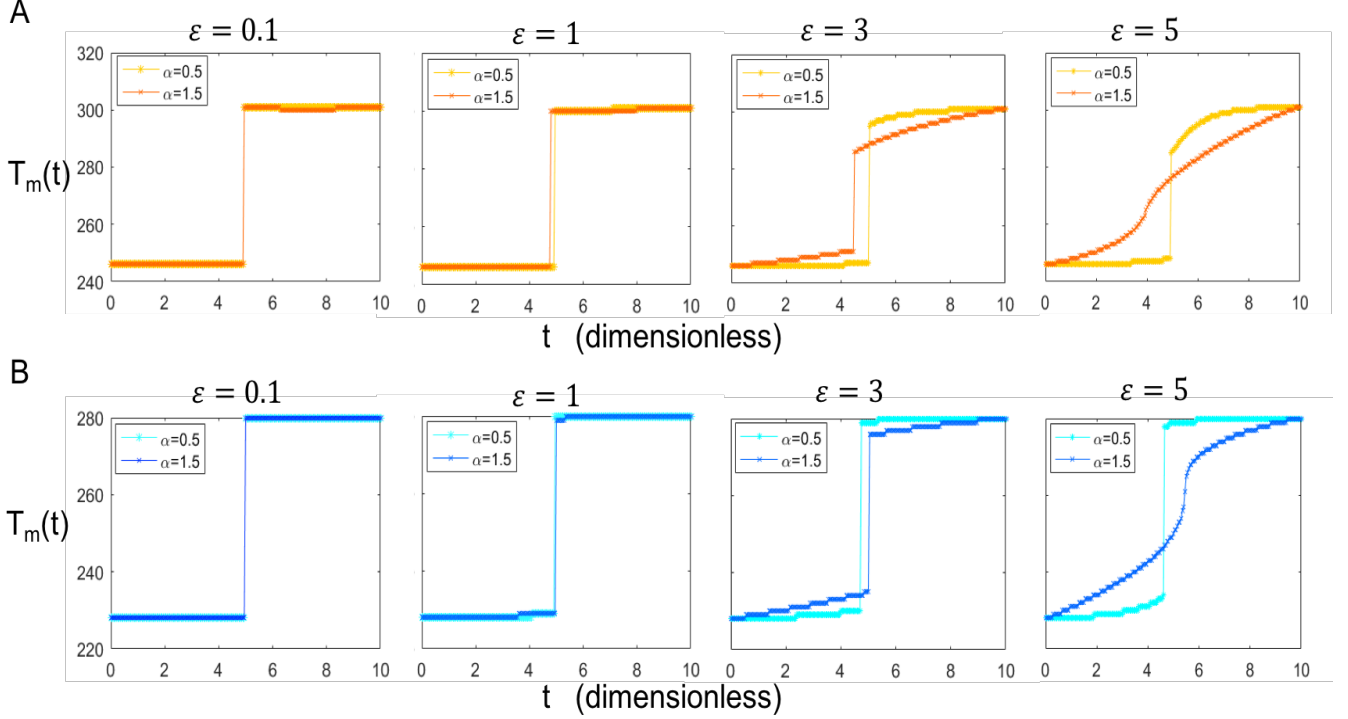


Figure 3: **The dependence of the maximum likelihood climate change on the  $\alpha$ -stable Lévy noise intensities  $\epsilon$  for global warming of  $1.0^\circ\text{C}$ .** The maximum likelihood path for: (A)  $\gamma = 0.51$  (transition from the cold climate stable state  $T = 245.7\text{K}$  to the warmer one  $T = 301.6\text{K}$ ) and (B) for  $\gamma = 0.67$  (transition from the deep-frozed climate stable state  $T = 228\text{K}$  and the warmer one  $T = 279.7\text{K}$ ) with  $\alpha = 0.5$  and  $\alpha = 1.5$ .

obviously different between  $\alpha = 0.5$  and  $\alpha = 1.5$ . A significant difference is presented as  $\epsilon$  is increasing, such as  $\epsilon = 3$  and  $5$ . For  $\alpha = 0.5$ , we find that there is a sudden jump when the global surface temperature gradually increases from the cold state to the warmer one. However, for  $\alpha = 1.5$ , the path of climate change presents almost continuous growth curve as  $\epsilon = 5$ . The results on the maximum likelihood transition path show that one has to consider both the value of  $\epsilon$  and  $\alpha$  when deciding which of the three competing factors plays a vital role in the climate change system, the noise intensity, the jump frequency, or the jump size.

Next, Fig.3(B) illustrates the behavior of the maximum likelihood transition for  $\gamma = 0.67$  from the ice-cover state ( $T = 228\text{K}$ ) to the warmer interstadials one ( $T = 279.7\text{K}$ ). Given a bounded domain  $D = (220\text{K}, 320\text{K})$  with the same size of the attraction basin of the cold and warmer state, we uncover that the climate likely experiences a rapid increase followed by a long-time stable trend for small noise intensities. This change behavior is in agreement with the corresponding result for  $\gamma = 0.51$ . However, for  $\gamma = 0.67$ , an obvious difference is that the transferring time to the warmer state is longer than for  $\gamma = 0.51$  in the  $\epsilon = 5$  and  $\alpha = 1.5$  case. The reason is that the potential of the cold state is larger than the warmer one for  $\gamma = 0.51$ , thus the climate change system is easier to shift from higher to lower. For both  $\gamma = 0.51$

and  $\gamma = 0.67$ , the transition paths present the characteristic of a sharp shift when the Lévy index  $\alpha = 0.5$ . This implies that  $\alpha$ -stable Lévy noise is easier to induce an abrupt transition in the case of larger jumps with lower jump frequencies. Note that the critical shift point is reached nearing  $t = t_f/2$  for  $\alpha = 0.5$ . It can be proved by the expression of the conditional probability density  $\mathcal{P}_A(x, t)$  for  $\alpha$ -stable Lévy process in Eq.(1). For  $0 < \alpha < 1$ , we can prove that the maximal value of  $\mathcal{P}_A(x, t)$  is reached at states  $x_0$  and  $x_f$  when the time instant  $t = t_f/2$ , simultaneously.

**Effect of  $\alpha$ -stable Lévy noise for global warming of 1.5°C.** Due to human activities, the world has already warmed by 1.0°C since the pre-industrial times. The Intergovernmental Panel on Climate Change(IPCC) special report on the impact of global warming of 1.5°C has caught broad attention. According to the report, the global warming is likely to reach 1.5°C between 2030 and 2052 year if we continue to increase greenhouse gas emission at the current rate [30].

Meanwhile, we look at the effect of warming 1.5°C on the climate most likely changes by changing the heat capacity to  $C = 70.27\text{Wyrm}^{-2}$ , while keeping other factors the same, i.e.,  $\gamma = 0.51, 0.67$  with varying  $\epsilon = 0.1, 1, 3, 5$  and  $\alpha = 0.5, 1.5$ . From the numerical results shown in Fig.S1(see Supplementary Materials), we reveal that the maximum likelihood transition paths for global warming 1.5°C have the similar behavior to the case of 1.0°C as mentioned in the previous section (Fig.3). Clearly, the climate dynamics subjecting to a small noise intensity, such as  $\epsilon = 0.1$ , or a small value of  $\alpha$ , such as  $\alpha = 0.5$ , experience occasional sharp transition from one state to another. Meanwhile, the transition path presents a nearly continuous trend attributing to small jumps combined with larger noise intensity, such as  $\alpha = 1.5$  and  $\epsilon = 5$ . On the other hand, there are some subtle differences when the global warms 1.5°C, such as  $\gamma = 0.51$  with  $\epsilon = 3$  and  $\alpha = 0.5$ . In contrast to the temperature continuing to increase in the case of warming 1.0°C (Fig.3(a)), the temperature for warming 1.5°C has a performance of rapid decrease following by slow increase after a sudden shift. This implies that it is more likely to induce the multiple abrupt climate changes when the global surface temperature warms to 1.5°C.

Comparing the maximum likelihood transition paths for  $\gamma = 0.51$  and  $\gamma = 0.67$ , we find that the growth of temperature for  $\gamma = 0.67$  tends to the slower, before or after an abrupt transition with varying parameters  $\epsilon$  and  $\alpha$ . It means that the weakened greenhouse effect ( $\gamma = 0.67$ ) may be slowing down the climate change. That is the reason why we need to reduce and even cut completely emissions of greenhouse gas. The tendency of slowing warming may help people to gain time to adapt to extreme climate, such as heatwaves, droughts and flooding.

Furthermore, we focus on how the climate changes from the current temperature state to the high-temperature one for global warming 1.5°C. To illustrate such question, we examine the effect of  $\alpha$ -stable Lévy noise on the maximum likelihood transition path from a current state  $T = 290\text{K}$  (global average temperature in April 2019) to a warmer state. The warmer state is considered as the stable state  $T = 304.7\text{K}$  of the desert heat bifurcation  $\gamma_h^* = 0.49$ , which corresponds to the enhanced greenhouse effect.

In Fig.4, we find that the maximum likelihood transition path is a step-like process increasing to the warmer state from the current one. For  $\alpha = 0.5$ , the global surface temperature manifests itself as a stepwise slowly increasing followed by an abrupt shift, and the magnitude of the suddenly jump gradually decreases as the  $\epsilon$  increases. In contrast, for a larger  $\alpha$ , such as  $\alpha = 1.5$ , the temperature is increasing nearly linearly for  $\epsilon = 1$  with the transfer rate  $R = 1.637$  as shown in Fig.4(C). We give an expression of

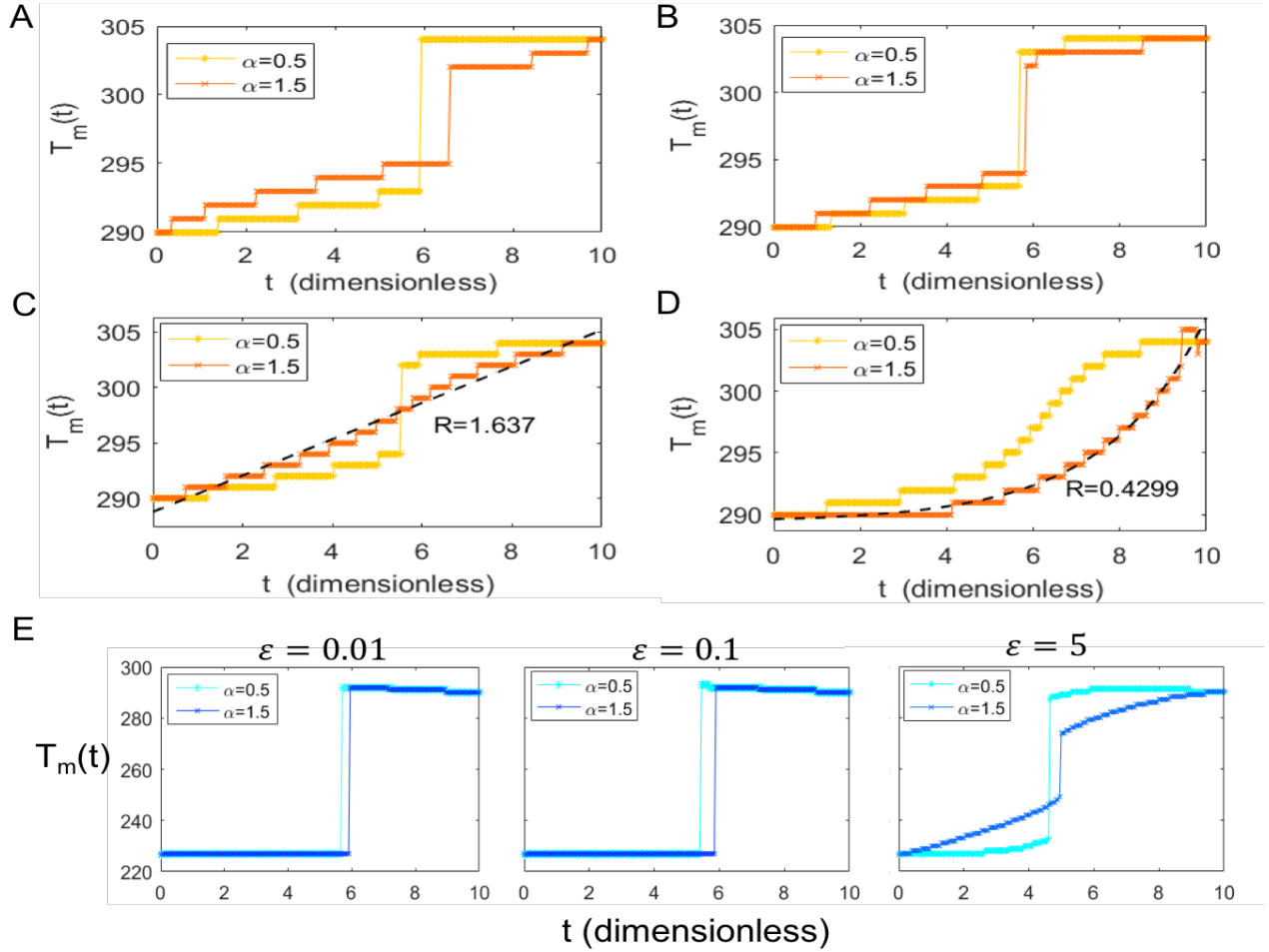


Figure 4: **The effect of  $\alpha$ -stable Lévy noise intensities on the maximum likelihood transition path for bifurcation greenhouse factor.** Transition from the current state 290K to the stable state 304.7K of desert heat bifurcation  $\gamma_h^* = 0.49$  with (A)  $\epsilon = 0.01$ . (B)  $\epsilon = 0.1$ . (C)  $\epsilon = 1$ . (D)  $\epsilon = 5$ . (E) Transition from the stable state 226.5K of deep-frozed bifurcation  $\gamma_f^* = 0.68846$  to the current state 290K.



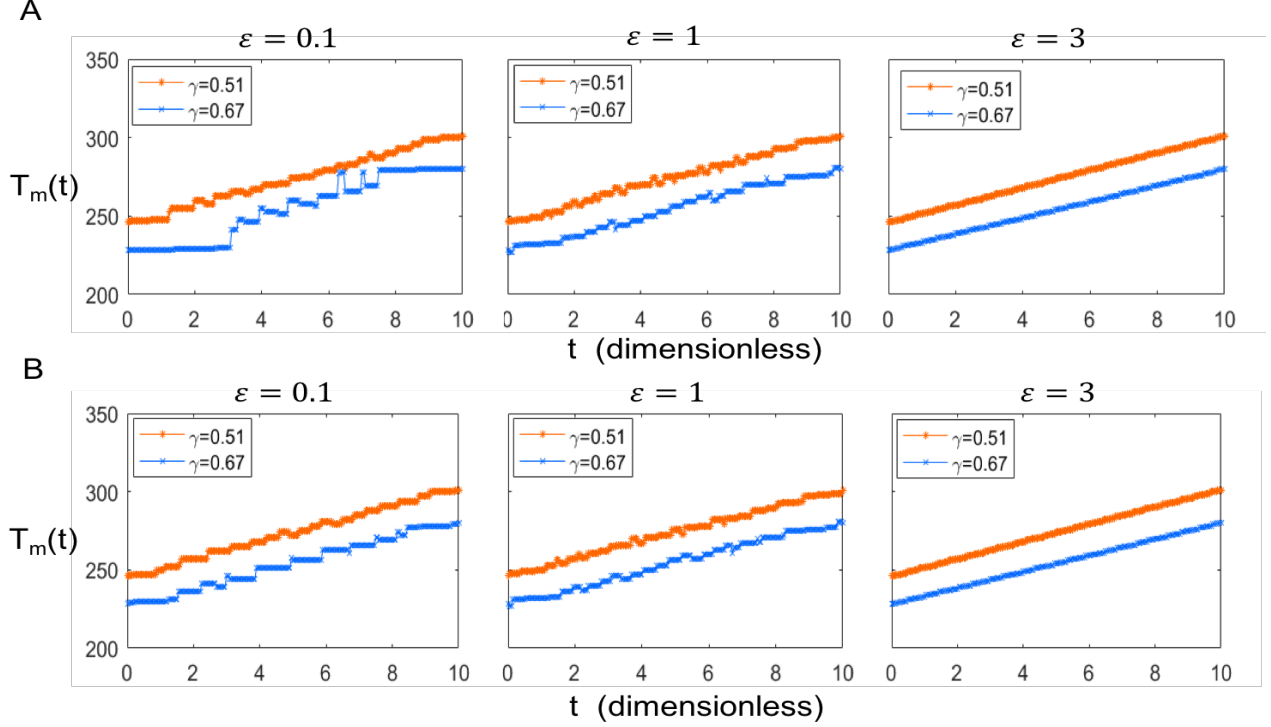


Figure 5: **The effect of  $\alpha$ -stable Lévy noise intensities on the maximum likelihood climate change for deep-frozed bifurcation  $\gamma_f^* = 0.68846$ .** Transition from the stable state 226.5K of  $\gamma_f^*$  to the current state 290K.

the linear growth by curve fitting with 0.95 confidence bounds,

$$T_m(t) = 1.637t + 288.8.$$

Figure.4(D) shows that the climate change is not a simple linear relationship with time  $t$  when the noise intensity  $\epsilon$  increases to 5. The temperature maintains around the current state at the outset, then the growth rate changes slowly and then stabilizes at the warmer state  $T = 304.7K$ . In view of such characteristics, an exponential growth function is proposed to fit the climate change,

$$T_m(t) = 0.2252e^{0.4299t} + 289.4.$$

In the following discussion, we pay attention to the maximum likelihood pathways of climate change from a frozen state to the current state, due to global warming  $1.5^\circ\text{C}$ , the collapse of ice sheets leads to rising of sea level. In Fig.4(E), we look at the effect of  $\alpha$ -stable Lévy noise on the maximum likelihood path transition from the stable state  $T = 226.5\text{K}$  of the deep-frozed bifurcation  $\gamma_f^* = 0.68846$  to the current one  $T = 290\text{K}$ . In comparison with “linear” growth of temperature for the greenhouse factor  $\gamma = 0.51$ , we find that the maximum likelihood path for the greenhouse factor  $\gamma = 0.67$  always presents a sudden

transition between two states even for larger noise intensity  $\epsilon$ . The global surface temperature maintains in the frozen state for a period of time, then it decline slowly to the current temperature after a sudden jump.

**Effect of the Gaussian noise.** Having discussed the maximum likelihood transition path under  $\alpha$ -stable Lévy noise, we now examine the effect of Gaussian noise on the maximum likelihood pathway. Figure.5 shows that the maximum likelihood path has a similar transition behavior for global warming  $1.0^\circ C$  and  $1.5^\circ C$  respectively, with varying Gaussian noise intensity  $\sigma$ . In contrast to sharp transition under non-Gaussian  $\alpha$ -stable Lévy noise, we find that the global surface temperatures under Gaussian noise are gradually increasing along with small fluctuations. Moreover, the temperature increases steadily in a linear fashion in the case of noise intensity  $\sigma = 3$ . For small value of  $\sigma$ , such as  $\sigma = 0.1$ , the fluctuation amplitude at the greenhouse factor  $\gamma = 0.67$  is larger than that at the greenhouse factor  $\gamma = 0.51$ .

### 3 Discussion

To understand the mechanism of an abrupt transition in climate change, we have proposed an approach, based on transition probability densities and nonlocal Fokker-Planck equations, to investigate the maximum likelihood transition path from a stadial cold state to an interstadial warm one under  $\alpha$ -stable Lévy noise. The maximum likelihood transition path  $x_m(t)$  is defined as the maximizer of the conditional probability density function  $\mathcal{P}_A(x, t)$ , for each time instant  $t$ , subject to an initial condition  $X(0) = x_0$  and a final condition  $X(t_f) = x_f$ .

**Our approach has the following advantages over the existing methods for examining the most probable transition paths:** (i) Our approach expresses the probability density for transition sample paths via solutions of the associated Fokker-Planck equation, and thus avoids the difficulty for obtaining the action functional in the Onsager-Machlup approach, in systems with pure  $\alpha$ -stable Lévy noise [13, 18]; (ii) Our approach applies to systems with either Gaussian or non-Gaussian noise, is not an asymptotic method, and thus we avoids the assumption of sufficiently small noise intensity (which is required in the large deviation approach [10]); (iii) Our approach applies while a path integral representation for systems with non-Gaussian Lévy noise is not yet generally available, as noted in our earlier work [31].

Applying our approach to a climate energy balance system under interaction of greenhouse effect and  $\alpha$ -stable Lévy noise, we examine the maximum likelihood climate change for global warming of  $1.0^\circ C$  and  $1.5^\circ C$ , respectively. Numerical simulations have revealed the delicate dependence of the climate change on the the noise intensity, the jump frequency and the jump size for various greenhouse factors. We find that a period of the relatively stable climate has been interrupted by sharp transitions to the warmer state attributing to larger jumps with lower frequency. Such a phenomenon implies that **the discontinuous jumps of  $\alpha$ -stable Lévy process may be thought as the underlying mechanism leading to an abrupt shift.** Meanwhile, comparing with two typical greenhouse factors nearing bifurcation points, we discover that the weakened greenhouse effect ( $\gamma = 0.67$ ) is more effective on slowing down the climate change.

The greenhouse gas emissions related to the global warming  $1.5^\circ C$  have significant influences on humanity and ecosystems. Furthermore, we uncover that the maximum likelihood path for an enhanced

greenhouse effect generates a step-like growth process, as transferring from the current temperature state to the high-temperature one. Moreover, we find that the global surface temperature stepwise increases with an exponential transfer rate for larger noise intensity combined with small jumps. However, for the weakened greenhouse effect, the climate suddenly reaches the warmer interstadials state in which it has been for a long time at the frozen state.

Finally, as a comparison, we have also examined the maximum likelihood climate change when the energy balance system is under Gaussian fluctuations. The global surface temperature are gradually increasing by changing in the small fluctuations. The continuous sample paths could explain why the climate models with Gaussian fluctuations can not succeed in describing sudden shifts between climatic states.

## 4 Materials and Methods

**Fokker-Planck equation for the transition probability density  $Q(x; t|\xi, s)$ .** In this section, we introduce the Fokker-Planck equation for the transition probability density. For the sake of explanation, we consider the following SDE with the constant noise intensity  $\eta > 0$

$$dX(t) = f(X(t))dt + \eta dN(t), \quad X(0) = x_0 \in \mathbb{R}^d, \quad (3)$$

where  $X(t) = (X_1(t), X_2(t), \dots, X_d(t))$  is a  $\mathbb{R}^d$ -valued stochastic process, and  $f : \mathbb{R}^d \rightarrow \mathbb{R}^d$  is Lipschitz continuous. The  $\mathbb{R}^d$ -valued noise processes  $N(t)$  is either a standard Brownian motion  $B(t)$ , or a symmetric  $\alpha$ -stable Lévy process with Lévy index  $\alpha \in (0, 2)$ . Two types of probability density expressions are introduced:  $p(X(t) = u)$  is a general case to represent the density for the  $\mathbb{R}^d$ -valued solution  $X(t)$  of SDE at  $X(t) = u$ ; and  $Q(u; t|\xi, s)$  is reserved to denote the transition density, which is defined as  $Q(\cdot, \cdot|\cdot, \cdot) : \mathbb{R}^d \times [0, t_f] \times \mathbb{R}^d \times [0, t_f] \rightarrow [0, \infty)$ . For example,  $Q(u; t|\xi; s)$  with  $0 \leq s < t \leq T_f$  represents the density of  $X(t)$  at  $X(t) = u$  given  $X(s) = \xi$ . It can be expressed in terms of  $p$ ,

$$Q(u; t|\xi; s) = p(x(t) = u|x(s) = \xi).$$

We suppose that for each  $x_0 \in \mathbb{R}^d$ , the SDE (3) has a unique strong solution, and the probability density for this solution exists and is strictly positive. Then the transition probability density  $Q(x; t|\xi, s)$  for (3) with Brownian motion ( $N(t) = B(t)$ ) satisfies a Fokker-Planck equation [32]

$$\frac{\partial}{\partial t} Q(x; t|\xi, s) = - \sum_{i=1}^d \frac{\partial}{\partial x_i} (f_i(x) Q(x; t|\xi, s)) + \frac{\eta^2}{2} \sum_{i,j=1}^d \frac{\partial^2}{\partial x_i \partial x_j} Q(x; t|\xi, s). \quad (4)$$

The transition probability density for (3) driven by an  $\alpha$ -stable Lévy motion ( $N(t) = L_t^\alpha$ ) satisfies the

following nonlocal Fokker-Planck equation [33]

$$\begin{aligned} \frac{\partial}{\partial t} Q(x; t|\xi, s) = & - \sum_{i=1}^d \frac{\partial}{\partial x_i} (f_i(x) Q(x; t|\xi, s)) \\ & + \eta^\alpha \int_{\mathbb{R}^d \setminus \{0\}} [Q(x+y; t|\xi, s) - Q(x; t|\xi, s) - \sum_{i=1}^d \frac{\partial}{\partial x_i} I_{\|y\| < 1} y Q(x; t|\xi, s)] \nu_\alpha(dy). \end{aligned} \quad (5)$$

The integral part of the right hand side is actually the nonlocal or fractional Laplacian operator, reflecting the non-Gaussian  $\alpha$ -stable Lévy fluctuations [33]. Both of them fulfill the same initial condition

$$\lim_{t \rightarrow s} Q(u, t|\xi, s) = \delta(u - \xi).$$

**Conditional probability density  $\mathcal{P}_A(x, t)$  for sample paths connecting two states.** The conditional probability density  $\mathcal{P}_A(x, t)$  is defined in a  $(x, t, p)$ -space, and is used to describe the probability density of the SDE (3), i.e.,  $X_t$  is located at the position  $x$  at time  $t$  subjecting to condition  $A$ . Here,  $x$  is a state in the full phase space in which the dynamics is Markovian, the subscript  $A$  is used to indicate the special type of constraint with the initial condition  $X(0) = x_0$  and the final condition  $X(t_f) = x_f$ . We can now construct the conditional probability distributions based on the expression of transition probability density  $Q$  in term of the solutions of the associated Fokker-Planck equation (4) or (5).

$$\mathcal{P}_A(x, t) = \frac{Q(x_f, t_f|x, t) Q(x, t|x_0, 0)}{Q(x_f, t_f|x_0, 0)}.$$

The detailed derivation of this crucial formula is given in Supplementary Materials S1.

**Simulation for the maximum likelihood transition path.** The conditional probability density  $\mathcal{P}_A(x, t)$  is related to the transition density  $Q(x_f, t_f|x, t)$  of reaching the target state  $x_f$  and the transition density  $Q(x, t|x_0, 0)$  of starting the initial state  $x_0$ . Therefore, the numerical calculation for  $\mathcal{P}_A(x, t)$  can be converted into the calculation of the product of  $Q(x_f, t_f|x, t)$  and  $Q(x, t|x_0, 0)$ . Each of them satisfies the Fokker-Planck equations (4) or (5), the main simulation problem is how to find a solution in a nonlocal Fokker-Planck equation(5). In the present paper, we apply the “punched-hole” trapezoidal numerical algorithm of Gao *et al.* [19] to solve the fractional operator under the absorbing condition. The absorbing condition implies that the density will vanish once it is out of a bounded domain  $D$ . The probability density  $Q(x, t)$  that  $X_t$  is located at the position  $x$  at time  $t$  given the probability profile of its initial position is Gaussian  $p(x, 0) = \sqrt{\frac{40}{\pi}} e^{-40x^2}$ . Finally, the maximum likelihood states  $X_m(t)$  can be found via numerical optimization of  $\mathcal{P}_A(x, t)$ .

It is worth pointing out how to determine the arrival time  $t_f$ . For different random sample trajectories starting at  $x_0$ , the time when the system reached the state  $x_f$  is different. The optimization problem related

to the most probable transition path and time  $t_f$  are employed by the theory of large deviations [34]. Here, the arrival time  $t_f$  can be determined by Monte Carlo simulations, which calculate the average time of arriving at state  $x_f$ , or by the first mean exit time starting at state  $x_0$  from an interval  $D$  as in our earlier work [35]. We emphasize here that the time  $t \in [0, 10]$  is dimensionless.

**Energy Balance Model.** The global energy change is expressed by the difference between the incoming solar radiative energy and the outgoing radiative energy at time  $t$ ,

$$C \frac{dT}{dt} = \frac{1}{4}(1 - \alpha(T))S_0 - \gamma\theta T^4. \quad (6)$$

The Eq.(6) can be written as  $\dot{T} = -U'(T)$  with the potential function

$$U(T) = \left(-\frac{1}{4}S_0(0.5T + 2 \ln(\cosh(\frac{T - 265}{10})))\right) + \frac{1}{5}\gamma\theta T^5 / C.$$

Here the solar constant  $S_0 = 1368 \text{Wm}^{-2}$  and the Stefan constant  $\theta = 5.67 \times 10^{-8} \text{Wm}^{-2}\text{K}^{-4}$  from the Stefan-Boltzmann law. The heat capacity  $C$  defines as the amount of heat that must be added to the object in order to raise its temperature. The planetary albedo  $\alpha(T)$  on temperature is expressed as [26]

$$\alpha(T) = 0.5 - 0.2 \tanh\left(\frac{T - 265}{10}\right).$$

Meanwhile, the greenhouse effect is a natural process that warms Earth's surface. The absorbed energy by greenhouse gases cause the global average temperature to rise [29, 36]. To maintain an energy balance, the greenhouse factor  $\gamma \in [0, 1]$  is used to express the outgoing energy reduction.

**Stochastic Energy Balance Model.** Hasselmann's [37] idea is that the short-timescale fluctuating processes, such as wind above the ocean surface, modeled as stochastic processes can be thought of as driving long-term climate variations. From analyzing paleoclimatic data, Ditlevsen [6, 38] shows that such fast time-scale noise contains a component with an  $\alpha$ -stable distribution. Extreme events, such as heatwaves, droughts, storms as triggering mechanisms for climatic changes can be represented by  $\alpha$ -stable Lévy noise [6]. Therefore, a type of more realistic energy balance model with underlying extreme events can be written as

$$\frac{dT}{dt} = \frac{1}{C} \left( \frac{1}{4}(1 - \alpha(T))S_0 - \gamma\theta T^4 \right) + \frac{\tilde{\epsilon}}{C} \dot{L}_t^\alpha. \quad (7)$$

Here  $\dot{L}_t^\alpha$  is a Lévy noise which can be modeled by a scalar symmetric  $\alpha$ -stable Lévy process with the generating triplet  $(0, 0, \nu_\alpha)$  i.e., a pure jump motion with  $0 < \alpha < 2$  (see Supplementary Materials S3). On the other hand, the "normal" atmospheric fluctuations effected on the energy balance system is modeled by Gaussian noise  $\dot{B}_t$ ,

$$\frac{dT}{dt} = \frac{1}{C} \left( \frac{1}{4}(1 - \alpha(T))S_0 - \gamma\theta T^4 \right) + \frac{\tilde{\sigma}}{C} \dot{B}_t, \quad (8)$$

where  $\tilde{\epsilon}/C = \epsilon$ , and  $\tilde{\sigma}/C = \sigma$  are the noise intensities of  $\alpha$ -stable Lévy process and Brownian motion, respectively.

## 5 Supplementary Materials

S1. The derivation of the conditional probability density in Eq.(1).

S2. A simple example with analytical solution for the maximum likelihood transition path.

S3. The  $\alpha$ -stable Lévy process.

Fig. S1. The dependence of the maximum likelihood climate change on the  $\alpha$ -stable Lévy noise intensities  $\epsilon$  for global warming  $1.5^\circ C$ .

## References

- [1] National Research Council, *Abrupt impacts of climate change: Anticipating surprises*. (National Academies Press, 2013).
- [2] I. K. Seierstad, P. M. Abbott, M. Bigler, T. Blunier, A. J. Bourne, E. Brook, S. L. Buchardt, C. Buizert, H. Clausen, E. Cook, et al., Consistently dated records from the greenland GRIP, GISP2 and NGRIP ice cores for the past 104 ka reveal regional millennial-scale  $\delta^{18}O$  gradients with possible heinrich event imprint. *Quaternary Sci. Rev.* **106**, 29–46 (2014).
- [3] N. Boers, M. Ghil, and D. D. Rousseau, Ocean circulation, ice shelf, and sea ice interactions explain Dansgaard–Oeschger cycles. *PNAS* **115**, E11005–E11014 (2018).
- [4] P. Ashwin, S. Wicczorek, R. Vitolo, and P. Cox, Tipping points in open systems: bifurcation, noise-induced and rate-dependent examples in the climate system. *Philos. T. Roy. Soc. A* **370**, 1166–1184 (2012).
- [5] T. M. Lenton, H. Held, E. Kriegler, J. W. Hall, W. Lucht, S. Rahmstorf, and H. J. Schellnhuber, Tipping elements in the earth’s climate system. *PNAS* **105**, 1786–1793 (2008).
- [6] P. D. Ditlevsen, Observation of  $\alpha$ -stable noise induced millennial climate changes from an ice-core record. *Geophys. Res. Lett.* **26**, 1441–1444 (1999).
- [7] V. Dakos, M. Scheffer, E. van Nes, V. Brovkin, V. Petoukhov, and H. Held, Slowing down as an early warning signal for abrupt climate change. *PNAS* **105**, 14308–14312 (2008).
- [8] M. Scheffer, J. Bascompte, W. A. Brock, V. Brovkin, S. R. Carpenter, V. Dakos, H. Held, E. H. Van Nes, M. Rietkerk, and G. Sugihara, Early-warning signals for critical transitions. *Nature* **461**, 53 (2009).
- [9] T. M. Lenton, Early warning of climate tipping points. *Nat. Clim. Change* **1**, 201 (2011).
- [10] M. I. Freidlin and A. D. Wentzell, Random perturbations. In *Random perturbations of dynamical systems*. (Springer, 1998).

- [11] X. Wan and G. Lin, Hybrid parallel computing of minimum action method. *Parallel Comp.* **39**, 638–651 (2013).
- [12] K. L. C. Hunt and J. Ross, Path integral solutions of stochastic equations for nonlinear irreversible processes: the uniqueness of the thermodynamic Lagrangian. *J. Chem. Phys.* **75**, 976–984 (1981).
- [13] D. Dürr and A. Bach, The Onsager-Machlup function as lagrangian for the most probable path of a diffusion process. *Commun. Math. Phys.* **60**, 153–170 (1978).
- [14] L. Onsager and S. Machlup, Fluctuations and irreversible processes. *Phys. Rev.* **91**, 1505 (1953).
- [15] D. V. Berkov, Numerical calculation of the energy barrier distribution in disordered many-particle systems: the path integral method. *J. Magn. Magn. Mater.* **186**, 199–213 (1998).
- [16] Á. Corral and Á. González, Power law size distributions in geoscience revisited. *Earth Space Sci.* **6**, 673–697 (2019).
- [17] K. I. Sato, *Lévy processes and infinitely divisible distributions*. (Cambridge University Press, 1999.)
- [18] Y. Chao and J. Duan, The Onsager-Machlup function as lagrangian for the most probable path of a jump-diffusion process. *Nonlinearity* (2019).
- [19] T. Gao, J. Duan, and X. Li, Fokker-planck equations for stochastic dynamical systems with symmetric Lévy motions. *Appl. Math. and Comput.* **278**, 1–20 (2016).
- [20] X. Sun, X. Li, and Y. Zheng, Governing equations for probability densities of Marcus stochastic differential equations with Lévy noise. *Stoch. Dynam.* **17**, 1750033 (2017).
- [21] T. Gao, J. Duan, X. Kan, and Z. Cheng, Dynamical inference for transitions in stochastic systems with  $\alpha$ -stable Lévy noise. *J. Phys. A-Math. Theor.* **49**, 294002 (2016).
- [22] Z. Cheng, J. Duan, and L. Wang, Most probable dynamics of some nonlinear systems under noisy fluctuations. *Commun. Nonlinear Sci.* **30**, 108–114 (2016).
- [23] H. Wang, X. Chen, and J. Duan, A stochastic pitchfork bifurcation in most probable phase portraits. *Int. J. Bifurcat. Chaos* **28**, 1850017 (2018).
- [24] Y. Zheng and X. Sun, Governing equations for probability densities of stochastic differential equations with discrete time delays. *Discrete Cont. Dyn-B* **22**, 3615 (2017).
- [25] B. Saltzman, *Dynamical paleoclimatology: generalized theory of global climate change*. (Elsevier, 2001).
- [26] H. Kaper and H. Engler, *Mathematics and climate*. (SIAM, 2013).
- [27] P. F. Hoffman, A. J. Kaufman, G. P. Halverson, and D. P. Schrag, A neoproterozoic snowball earth. *Science* **281**, 1342–1346 (1998).
- [28] P. Imkeller, Energy balance models-viewed from stochastic dynamics. In *Stochastic Climate Models* (Springer, 2001), pp. 213–240.

- [29] J. Hansen, L. Nazarenko, R. Ruedy, M. Sato, J. Willis, A. Del Genio, D. Koch, A. Lacis, K. Lo, S. Menon, T. Novakov, J. Perlwitz, G. Russell, G. A. Schmidt, and N. Tausnev, Earth’s energy imbalance: Confirmation and implications. *Science* **308**, 1431–1435 (2005).
- [30] V. Masson-Delmotte, P. Zhai, H. O. Pörtner, D. Roberts, J. Skea, P. R. Shukla, A. Pirani, W. Moufouma-Okia, C. Péan, R. Pidcock, S. Connors, J. P. R. Matthews, Y. Chen, X. Zhou, M. I. Gomis, E. Lonnoy, T. Maycock, M. Tignor, and T. Waterfield (eds.), *Global Warming of 1.5C. An IPCC Special Report on the impacts of global warming of 1.5C above pre-industrial levels and related global greenhouse gas emission pathways, in the context of strengthening the global response to the threat of climate change, sustainable development, and efforts to eradicate poverty*. (World Meteorological Organization, Geneva, Switzerland, 2018).
- [31] Y. Huang, Y. Chao, S. Yuan, and J. Duan, Characterization of the most probable transition paths of stochastic dynamical systems with stable Lévy noise. *J. Stat. Mech-Theory E*, **6**, 063204 (2019).
- [32] F. C. Klebaner, *Introduction to stochastic calculus with applications*. (World Scientific Publishing Company, 2012).
- [33] J. Duan, *An introduction to stochastic dynamics*. (Cambridge University Press, 2015).
- [34] X. Wan and H. Yu, A dynamic-solver-consistent minimum action method: With an application to 2D Navier-Stokes equations. *J. Comput. Phys.* **331**, 209–226 (2017).
- [35] Y. Zheng, L. Serdukova, J. Duan, and J. Kurths, Transitions in a genetic transcriptional regulatory system under Lévy motion. *Sci. Rep.* **6**, 29274 (2016).
- [36] W. D. Nordhaus, An optimal transition path for controlling greenhouse gases. *Science* **258**, 1315–1319 (1992).
- [37] K. Hasselmann, Stochastic climate models part I. theory. *Tellus* **28**, 473–485 (1976).
- [38] P. D. Ditlevsen, Anomalous jumping in a double-well potential. *Phys. Rev. E* **60**, 172 (1999).
- [39] D. Applebaum, *Lévy processes and stochastic calculus*. (Cambridge University Press, 2009).

## Acknowledgements

We would like to thank Xiaoli Chen, Xiujun Cheng and Yang Liu for discussions about computation. This work was supported by the NSFC grants 11801192, 1620449, Leibniz-DAAD research fellowships 2018(57423756) and Hubei provincial postdoctoral science and technology activity project.

**Author Contributions:** Y. Zheng and J. Duan designed the research and wrote the first draft of the manuscript. Y. Zheng, F. Yang and L. Fu performed computations. X. Sun and J. Kurths analysed the results and concepts development. All authors conducted research discussions and reviewed the manuscript.

**Competing interests:** The authors declare no competing financial interests.



## Supplementary Materials

### S1. The derivation of the conditional probability density in Eq.(1)

We assume that the SDE (3) has a unique strong solution, and the probability density for this solution exists and is strictly positive, then the conditional density of  $X(t)$  given for both values of  $X(0)$  and  $X(t_f)$  exists. In fact, by the Markov property of SDE (3), the density is exactly the same as the density of  $X(t_f)$  under the condition that only the value of  $X(t)$  is given, i.e.,

$$\begin{aligned} p(X(t_f) = x_f | X(0) = x_0; X(t) = x) &= p(X(t_f) = x_f | X(t) = x) \\ &= Q(x_f, t_f | x, t). \end{aligned} \quad (\text{SM.1})$$

The conditional density of  $X(t)$  is given by

$$\begin{aligned} p(X(t) = x | X(0) = x_0; X(t_f) = x_f) &= \frac{p(X(t) = x; X(0) = x_0; X(t_f) = x_f)}{p(X(0) = x_0; X(t_f) = x_f)} \\ &= \frac{p(X(t_f) = x_f | X(0) = x_0; X(t) = x) p(X(t) = x | X(0) = x_0)}{p(X(t_f) = x_f | X(0) = x_0)}. \end{aligned} \quad (\text{SM.2})$$

Eq.(SM.2) indicates that the density for  $X(t)$  defined by SDE (3) exists with respect to the condition  $X(0) = x_0$  and  $X(t_f) = x_f$ , and the right hand side of Eq.(SM.2) is well defined by the assumption. Substituting Eq.(SM.1) into Eq.(SM.2), and change the notation  $p$  to  $Q$ , we obtain the expression for the probability density function  $\mathcal{P}_A(x, t)$

$$\begin{aligned} \mathcal{P}_A(x, t) &= p(X(t) = x | X(0) = x_0; X(t_f) = x_f) \\ &= \frac{Q(x_f, t_f | x, t) Q(x, t | x_0, 0)}{Q(x_f, t_f | x_0, 0)}. \end{aligned} \quad (\text{SM.3})$$

Thus, a governing equation for the transition probability density  $\mathcal{P}_A(x, t)$  of the solution of SDEs(1) is derived. See Fig.1(A).

### S2. A simple example with analytical solution for the maximum likelihood transition path.

In order to verify that the numerical scheme is valid, the numerical solution is compared with the analytical solution for the maximum likelihood transition path  $x_m(t)$ . We consider the following scalar SDE with additive Gaussian noise

$$dX(t) = -aX(t)dt + b dB_t; \quad X(0) = x_0 \in \mathbb{R}^1. \quad (\text{SM.4})$$

where  $a, b$  are real parameters. In the special case of (SM.4) for  $a = 1$ ,  $b = 0.1$ ,  $x_0 = -1$ ,  $x_f = 1$ ,  $T_f = 10$  and a bounded domain  $D = (-5, 5)$ . Based on the expression of the conditional probability density  $\mathcal{P}_A(x, t)$

in Eq.(1), we may calculate the the density function  $Q(x, t|x_0, 0)$  of SDE(SM.4)

$$Q(x, t|x_0, 0) = \frac{\sqrt{a}}{\sqrt{\pi b^2(1 - e^{-2at})}} \exp\left[-\frac{a(x - e^{-at}x_0)^2}{b^2(1 - e^{-2at})}\right],$$

and the other density function  $Q(x_f, t_f|x, t)$  is given by

$$Q(x_f, t_f|x, t) = \frac{\sqrt{a}}{\sqrt{\pi b^2(1 - e^{-2a(t_f-t)})}} \exp\left[-\frac{a(x_f - e^{-a(t_f-t)}x)^2}{b^2(1 - e^{-2a(t_f-t)})}\right],$$

since the production of the density function  $Q(x_f, t_f|x, t)Q(x, t|x_0, 0)$  is a strictly increasing function with  $x$ , thus the maximum exists in a bounded domain. The derivatives of the density function with respect to  $x$ , i.e., the analytical solution, is solved

$$x_{max}(t) = \frac{(e^{-a(t_f-t)} - e^{-a(t_f+t)})x_f + (e^{-at} - e^{-a(2t_f-t)})x_0}{1 - e^{-2at_f}}.$$

The numerical solution  $x_{max}(t)$  can be simulated via numerical global optimization of  $\mathcal{P}_A(x, t)$  (Eq.(1)) by numerical algorithm of Gao *et al.* [19]. See Fig.1(B).

**S3. The  $\alpha$ -stable Lévy process.** The well-known Brownian motion is a Gaussian process, with stationary and independent increments, and almost surely continuous sample paths. A Lévy process  $L_t$  is a non-Gaussian process, with stationary and independent increments, i.e., for any  $s, t$  with  $0 \leq s \leq t$ , the distribution of  $L(t) - L(s)$  only depends on  $t - s$ , and for any partition  $0 = t_0 < t_1 < \dots < t_n = t$ ,  $L(t_i) - L(t_{i-1})$ ,  $i = 1, 2, \dots, n$  are independent. The sample paths of Levy process are almost surely right continuous with left limits (*càdlàg*) [33], and as a result, the sample paths have countable jumps. Lévy processes are thought as appropriate models for non-Gaussian fluctuations with heavy tailed statistical distributions and intermittent bursts. The characteristic function for a Lévy process in  $\mathbb{R}^d$  with a generating triplet  $(b, Q, \nu)$  is given by the Lévy - Khintchine formula [39],

$$Ee^{i\langle \lambda, L_t \rangle} = \exp \left\{ it \langle b, \lambda \rangle - t \frac{1}{2} \langle \lambda, Q \lambda \rangle + t \int_{\mathbb{R}^d \setminus \{0\}} (e^{i\langle \lambda, y \rangle} - 1 - i \langle \lambda, y \rangle I_{\|y\| < 1}(y)) \nu(dy) \right\},$$

where the notation  $\langle \cdot, \cdot \rangle$  is the inner product in  $\mathbb{R}^d$ , the  $I_S$  is the indicator function of the set  $S$ . Thus, the Lévy process is characterized by a vector  $b \in \mathbb{R}^d$ , a positive definite symmetric  $d \times d$  matrix  $Q$  and a Lévy jump measure  $\nu$  defined on  $\mathbb{R}^d \setminus \{0\}$  satisfying

$$\int_{\mathbb{R}^d \setminus \{0\}} (\|y\|^2 \wedge 1) \nu(dy) < \infty.$$

The Lévy jump measure quantifies the jump frequency and size for sample paths of this Lévy process.

A  $\alpha$ -stable Lévy process  $L_t^\alpha$  is a special type of Lévy process defined by the stable Lévy random variable with the distribution  $S_\alpha(\delta, \beta, \lambda)$ . Usually,  $\alpha \in (0, 2)$  is called the Lévy index (non-Gaussianity index),  $\delta \in [0, \infty)$  is the scale parameter,  $\beta \in [-1, 1]$  is the skewness parameter and  $\lambda \in (-\infty, \infty)$  is the shift parameter.

A stable Lévy random variable  $L^\alpha$  has the following “heavy tail” estimate

$$\lim_{y \rightarrow \infty} y^\alpha \mathbb{P}(L^\alpha > y) = C_\alpha \frac{1 + \beta}{2} \sigma^\alpha,$$

i.e., the tail estimate decays in a power law. The constant  $C_\alpha$  depends on  $\alpha$ .

In particular, for a symmetric  $\alpha$ -stable Lévy process  $L_t^\alpha$  with the generating triplet  $(0, 0, \nu_\alpha)$ , the characteristic function becomes

$$E e^{i \langle \lambda, L_t^\alpha \rangle} = e^{-t \|\lambda\|^\alpha}, \quad t > 0, \lambda \in \mathbb{R}^d,$$

with the jump measure [17]

$$\nu_\alpha(dy) = \frac{C(\alpha, d)}{\|y\|^{n+\alpha}} dy.$$

The constant  $C_{\alpha, d}$  depends on  $\alpha$  and dimension  $d$ . The  $\alpha$ -stable Lévy motion  $L_t^\alpha$  has larger jumps with lower jump probabilities for  $\alpha$  is small ( $0 < \alpha < 1$ ), while it has smaller jumps with higher jump frequencies for large  $\alpha$  values ( $1 < \alpha < 2$ ). The special case  $\alpha = 2$  corresponds to the usual Brownian motion, which is a Gaussian process.

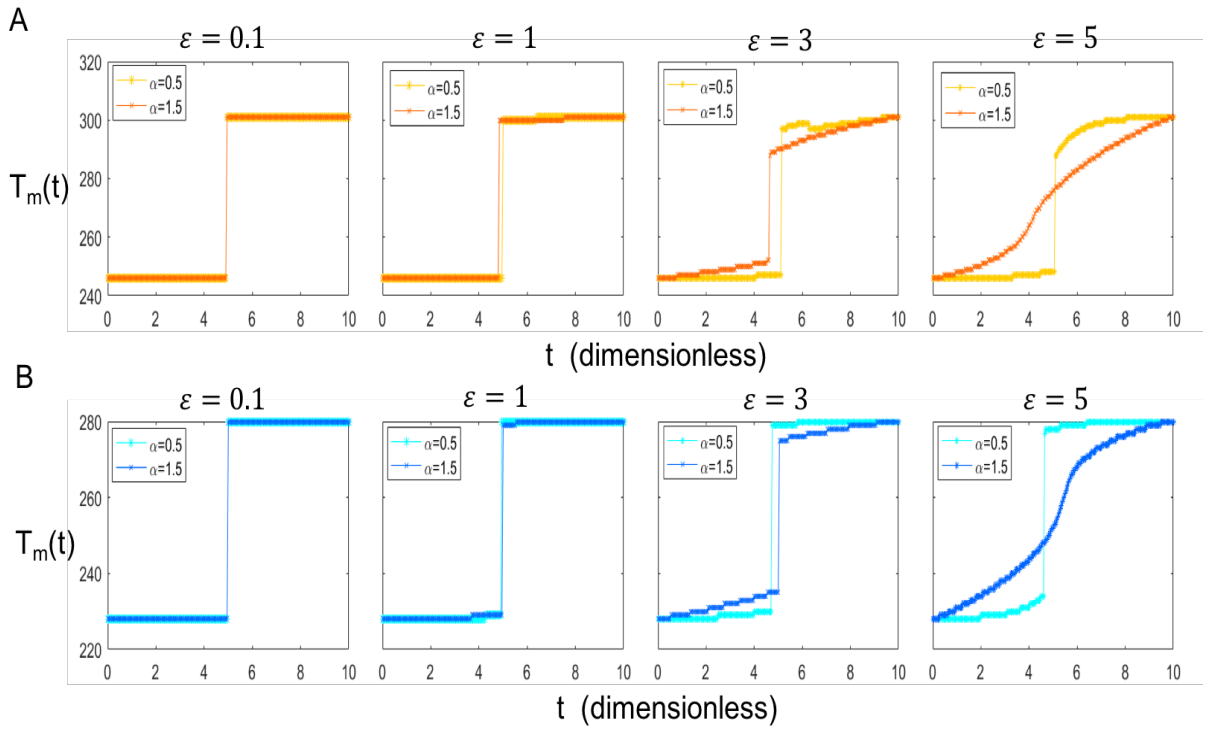


Figure S.1: **The dependence of the maximum likelihood climate change on the  $\alpha$ -stable Lévy noise intensities  $\epsilon$  for global warming  $1.5^\circ\text{C}$ .** The maximum likelihood path for: (A)  $\gamma = 0.51$  (transition from the cold climate stable state  $T = 245.7\text{K}$  to the warmer one  $T = 301.6\text{K}$ ) and (B) for  $\gamma = 0.67$  (transition from the deep-frozen climate stable state  $T = 228\text{K}$  and the warmer one  $T = 279.7\text{K}$ ) with  $\alpha = 0.5$  and  $\alpha = 1.5$ .