

Probability Based Enhanced Sampling

Jayashrita Debnath^{†,‡} and Michele Parrinello^{*,†,‡,¶}

[†]*Department of Chemistry and Applied Biosciences, ETH Zurich, c/o USI Campus, Via Giuseppe Buffi 13, CH-6900, Lugano, Switzerland*

[‡]*Facoltà di Informatica, Istituto di Scienze Computazionali, Università della Svizzera Italiana (USI), Via Giuseppe Buffi 13, CH-6900, Lugano, Switzerland*

[¶]*Istituto Italiano di Tecnologia, Via Morego 30, 16163 Genova, Italy*

E-mail: parrinello@phys.chem.ethz.ch.

Abstract

Many physical and chemical processes of interest take place on timescales that cannot be explored using standard molecular dynamics simulations. This renders the use of enhanced sampling mandatory. Here we introduce an enhanced sampling method that is based on constructing a model probability density from which a bias potential is derived. The model relies on the fact that in a physical system most of the configurations visited can be grouped into isolated metastable islands. To each island we associate a distribution that is fitted to a Gaussian mixture. The different distributions are combined together with coefficients that are computed on the fly. This results in an efficient method that offers considerable advantages relative to existent approaches. In order to illustrate its applicability two exemplary applications are presented.

One of the most active areas in theoretical chemical physics is that of enhanced sampling, especially in the field of atomistic simulations. The root of this interest lies in the presence of kinetic bottlenecks in many of the systems of current scientific interest. These bottlenecks drastically reduce the probability of observing transitions between different metastable states in an affordable computer time, thus limiting the possibility of studying interesting and important phenomena like chemical reactions, nucleation, and protein plasticity.

In order to overcome this limitation a great variety of methods has been suggested¹. The first such method has been described in the classic work of Torrie and Valleau² in which umbrella sampling was first presented. In this paper a bias potential $V(\mathbf{R})$, function of the atomic coordinates \mathbf{R} , was added to the potential $U(\mathbf{R})$. The role of $V(\mathbf{R})$ was to facilitate transitions from one metastable state to another. The Boltzmann expectation value of any operator $O(\mathbf{R})$ was then computed from the biased trajectories using the reweighting for-

mula:

$$\langle O(\mathbf{R}) \rangle = \frac{\langle O(\mathbf{R}) e^{\beta V(\mathbf{R})} \rangle_V}{\langle e^{\beta V(\mathbf{R})} \rangle_V} \quad (1)$$

where β is the inverse temperature and the suffix V indicates that the averages are performed over the ensemble biased by $V(\mathbf{R})$. Torrie and Valleau suggested to write $V(\mathbf{R})$ in the form of $V(\mathbf{s}(\mathbf{R}))$ where $\mathbf{s}(\mathbf{R})$ is a set of order parameters or collective variables (CVs) that describe the difficult-to-sample degrees of freedom. After Torrie and Valleau many proposals have been put forward on how to build a suitable $V(\mathbf{s}(\mathbf{R}))$. Some of the proposed methods include adaptive umbrella sampling³, Gaussian mixture umbrella sampling⁴, metadynamics⁵ and variationally enhanced sampling⁶. Of course, crucial to the success of all these methods, is the use of an appropriate set of CVs. While the process of identifying CVs can be very insightful⁷, it can also be time consuming, even if several methods have been proposed to facilitate^{8,9} CV construction or to ameliorate existing CVs¹⁰⁻¹².

Here we take a different approach that does not require the introduction of a restricted set of CVs and aims at constructing an intrinsically multidimensional bias. However, before discussing the details of our work, a brief preliminary introduction is in order. In umbrella sampling and in several other methods that followed, emphasis has been put on modelling the external bias. Following previous efforts^{4,13,14} we suggest instead that it might be more profitable to focus one's attention on modelling the probability distribution. Here we follow the same approach and construct a bias starting from a model probability density $P_m(\mathbf{R})$ linking it to the bias $V(\mathbf{R})$ using the relation:

$$V(\mathbf{R}) = \frac{1}{\beta} \log P_m(\mathbf{R}) \quad (2)$$

In order to understand why one establishes such a link, we consider two extreme cases. In the first, $P_m(\mathbf{R})$

coincides with the Boltzmann distribution

$$P_m(\mathbf{R}) = \frac{e^{-\beta U(\mathbf{R})}}{Z} \quad (3)$$

$Z = \int d(\mathbf{R}) e^{-\beta U(\mathbf{R})}$ being the partition function. In such a case, apart from an irrelevant constant, $V(\mathbf{R}) = -U(\mathbf{R})$. This would amount to performing a uniform sampling, which is in the practice a useless endeavour. In the second case we take $P_m(\mathbf{R}) = 1$ thus $V(\mathbf{R}) = 0$ and that amounts to imposing a null bias. Of course a useful choice is a compromise between these two extremes, too much bias and no bias.

In order to be useful, enhanced sampling must be guided so as to focus its action on specific targets. This can be achieved by identifying a number of descriptors $\mathbf{d}(\mathbf{R}) \equiv \{d_i(\mathbf{R}) ; i \in \{1, N_d\}\}$ that span the space in which we want the bias to act. This is done for instance in methods that are used to construct CVs such as the variational approach to conformational dynamics^{15,16} or the harmonic linear discriminant analysis⁸. For instance in the case of a flexible molecule in a non polar solvent these could be all the angles and intramolecular distances that define its conformation or in the case of a chemical reaction all the relevant atomic distances. Identifying a set of useful descriptors is far less challenging than determining a set of CVs. In fact the number of descriptors N_d can be large, while the number of CVs needs to be small since in many methods the computational cost scales exponentially with such numbers. In addition the choice of CVs implies a hypothesis, even if tentative, on the transition mechanism. No such insight is needed here and the $\mathbf{d}(\mathbf{R})$ are just a set of variable that can distinguish the different metastable states, in such a way that equilibrium configurations belonging to different metastable states are projected into separate regions of \mathbf{d} space.

We then run for each of the M metastable states short trajectories obtaining M sets of configurations. We use these configurations to model the probability density $p^i(\mathbf{d})$ for each metastable state i . Here we choose to approximate $p^i(\mathbf{d})$ by a Gaussian mixture but other choices might also be possible.

In the Gaussian mixture scheme $p^i(\mathbf{d})$ is expressed as a linear combination of multivariate Gaussians:

$$p^i(\mathbf{d}) \cong \sum_{k=1}^{K^i} \pi_k^i \mathcal{N}(\mathbf{d} | \boldsymbol{\mu}_k^i, \boldsymbol{\Sigma}_k^i) \quad (4)$$

where the mixing coefficients π_k^i satisfy the conditions $0 \leq \pi_k^i \leq 1$ and $\sum_{k=1}^{K^i} \pi_k^i = 1$. Having determined for each metastable state its \mathbf{d} space probability density, we then construct $P_m(\mathbf{R})$ as

$$P_m(\mathbf{R}) = \frac{1}{M} \sum_{i=1}^M \frac{p^i(\mathbf{d}(\mathbf{R}))}{Z^i} \quad (5)$$

where we have introduced the normalizing constants

$$Z^i = \int d\mathbf{R} p^i(\mathbf{d}(\mathbf{R})).$$

In setting up this density model we have in mind the fact that, as discussed earlier, a physical system spends most of its time visiting only a small part of the configuration space and the regions visited are characterized by the presence of a finite number of metastable states. The descriptors \mathbf{d} help one to focalise on a selected part of the configuration space and distinguish between the different relevant states.

The bias is then

$$V(\mathbf{R}) = \frac{1}{\beta} \log \left(\frac{1}{M} \sum_{i=1}^M \frac{p^i(\mathbf{d}(\mathbf{R}))}{Z^i} \right) \quad (6)$$

which can also be rewritten, after dropping irrelevant constants, as:

$$V(\mathbf{R}) = \frac{1}{\beta} \log \left(\sum_{i=1}^M \frac{Z^1}{Z^i} p^i(\mathbf{d}(\mathbf{R})) \right) \quad (7)$$

The ratios Z^1/Z^i are not known a priori, but they can be set to an arbitrary value, say one, at the beginning of the calculation and estimated on the fly from

$$\frac{Z^1}{Z^i} = \frac{\left\langle p^1(\mathbf{d}(\mathbf{R})) e^{\beta(U(\mathbf{R})+V(\mathbf{R}))} \right\rangle_V}{\left\langle p^i(\mathbf{d}(\mathbf{R})) e^{\beta(U(\mathbf{R})+V(\mathbf{R}))} \right\rangle_V} \quad (8)$$

taking cue from what is done in Integrated Tempering Sampling^{17,18}. Alternatively one could use VES Δ F¹⁹ or its generalization to many states. We note that the introduction of the terms Z^1/Z^i is crucial for getting a good biasing potential since it provides information on the relative free energy. However, accurately converged values of Z^1/Z^i are not needed provided that when inserted in Eq. 7 the resulting bias is able to promote efficiently transitions between metastable states. We refer to our method as Gaussian Mixture Based Enhanced Sampling (GAMBES).

We now test our method on the simple but instructive case of alanine dipeptide in vacuum. At room temperature, three different conformational states are accessible to this small peptide, C7eq, C5, and C7ax. The peptide converts easily from C7eq to C5 and much more rarely visits C7ax. Thus we can regard this system as composed of two metastable states in the first one ($i = 1$), C7eq and C5 are both populated while in the second one ($i = 2$), only C7ax is visited. We run for each state two unbiased simulations of 2 ps.

The simulations are carried out in the NVT ensemble using a molecular dynamics (MD) timestep of 2 fs and the AMBER99-SB forcefield. The temperature is kept constant at 300K using the stochastic velocity rescaling thermostat²⁰. The electrostatic and non-bonded van der Waals interactions are used without any cutoffs, and periodic boundary conditions are not imposed. All simulations are performed using GROMACS-2018.4²¹ and for the biased simulations, the MD engine is patched with a modified version of the PLUMED2.0 plugin²².

We use as descriptors the two dihedral angles $\mathbf{d} \equiv \{\phi, \psi\}$ and fit the probability distribution for these two angles to two different multivariate Gaussian mixture models. The number of Gaussians for each state is chosen using the Bayes Information Criterion²³. The optimal value for state 1 is $K^1 = 3$ while for state 2 it is $K^2 = 2$ (see supporting information).

In order to evaluate the performance of the method, we run 50 independent 10 ns long biased simulations with different initial structures that are selected from an available diffusive trajectory. For reference, we also run 50 independent well-tempered metadynamics simulations with biasfactor $\gamma = 10$.

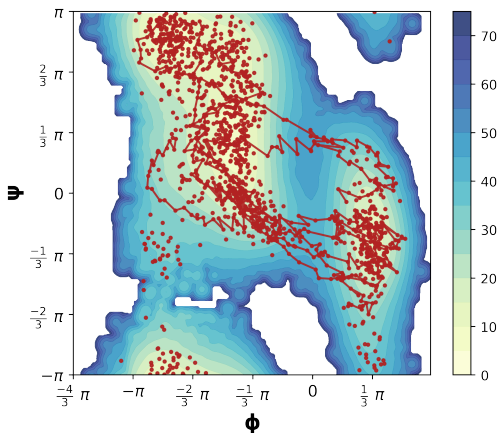


Figure 1: Free energy surface of alanine dipeptide obtained from a 10 ns GAMBES simulation. In red are some of the points visited during the simulation. Few selected trajectories are also marked with connected dots.

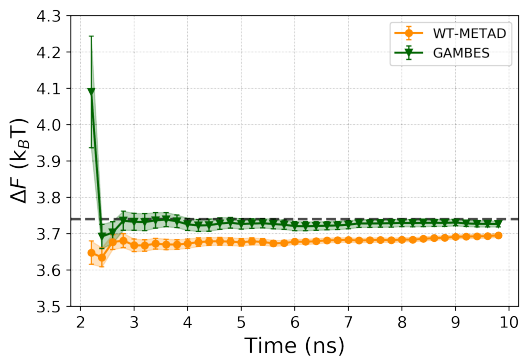


Figure 2: Free energy differences of alanine dipeptide averaged over 50 independent simulations of GAMBES and well-tempered metadynamics (WT-METAD).

In figure 1 we give an impression of the dynamics associated with our new method. It can be seen that the system almost never visits the very high energy states and samples only the basins and the region in between. Furthermore, although no directionality is imposed, the system follows the expected low free energy routes when translocating from one state to another. Additionally, out of the two possible low free energy pathways, the

system prefers the lower energy route, as it should.

In figure 2, the mean and the standard deviation of the free energy differences (ΔF) observed using the set of simulations are shown. In the metadynamics runs ΔF has been computed using the reweighting scheme proposed by Tiwary and Parrinello²⁴ and the initial 2 ns necessary for the metadynamics simulation to reach its asymptotic limit are discarded. In the GAMBES runs, we use the initial 2 ns to estimate the ratio Z^1/Z^2 and then keep fix this ratio for the remaining 8 ns, during which we calculate ΔF using a static reweighting (Equation 1).

It is reassuring to see that the performance of our method is even slightly better than that of metadynamics. In fact experience has shown that it is difficult to outperform metadynamics when good CVs are used. Such is the case for alanine dipeptide when both ϕ and ψ are used as CVs. However, our method offers an even clearer advantage when suboptimal CVs are used. This being the case most encountered in the practice when dealing with real systems.

For this reason we explore the performance of our method in a case in which the CVs are suboptimal¹⁹. This is the case of a modified Wolfe Quapp potential¹⁹ (figure 3) in which the x coordinate is used as CV.

We run two unbiased 10^4 steps long simulations from the two basins (figure 4). The simulations are performed using the MD engine implemented in the VES module of PLUMED2.0 and using natural units. A friction for the Langevin thermostat of 10, a constant temperature of 1 and a time step of 0.002 are used. We then fit the two distributions to two Gaussian mixtures with $K^1=2$ and $K^2=2$ where 1 is the state centered at $(-1.9, 0.78)$. Similar to the previous case, we run two sets of 50 independent simulations from different initial positions using our method and well-tempered metadynamics. In the GAMBES case, we obtain an estimate of the ratio Z^1/Z^2 from the initial 10^5 steps and then use the static bias for a longer run. This equilibration part is discarded and a static reweighting is used to estimate ΔF . Similarly, for the well-tempered metadynamics run the initial 10^5 steps are discarded and Tiwary and Parrinello rescaling²⁴ is employed to calculate ΔF . The free energy differences averaged over the 50 simulations and their standard deviation are shown in figure 6 for the two sets of simulations. In figure 5, we show the time evolution of Z^1/Z^2 for a representative simulation. From figures 5 and 6 we can see that the ratio Z^1/Z^2 reaches convergence after 10^5 steps and a good estimate for ΔF is obtained after 5×10^5 steps. This is to be compared with well-tempered metadynamics that still after 10^6 steps has not yet reached its converged value.

In conclusion we have presented a sampling method that falls in the family of the umbrella sampling approach and it is based on modelling the probability distribution rather than the bias itself, making it closer in spirit to adaptive umbrella sampling. Besides providing an alternative point of view on the sampling problem,

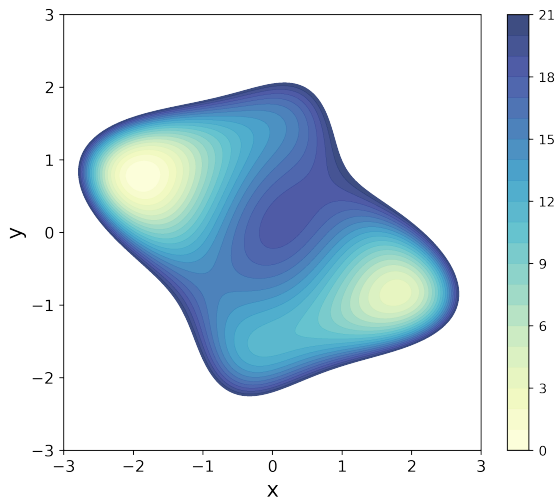


Figure 3: Modified Wolfe-Quapp potential.

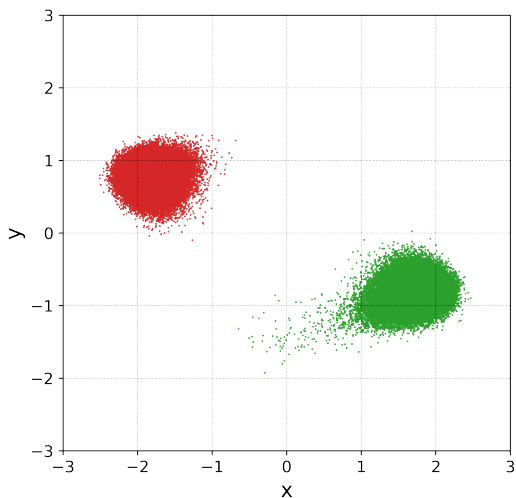


Figure 4: Configurations visited during two unbiased trajectories started in each of the two minima.

the method appears to be highly competitive with respect to other well-established methods. Relative to other approaches it offers distinctive advantages. One can use a large number of descriptors as long as it is possible to extract a model $p^i(\mathbf{d})$. Different states can be modeled with different descriptors. One could also use the method in an explorative fashion. That is one starts with an initial assumption on the possible metastable states and then as new states are discovered their Gaussian mixture model can be added to $P_m(\mathbf{R})$. An area in which this procedure appears to hold great promise is that of the study of multi-step chemical reactions.

In this first paper we have been conservative in the use of machine learning techniques, that are here confined only to use as a model for the probability densities $p^i(\mathbf{d})$ Gaussian mixture density. Recent developments in deep neural networks both in the search for appropri-

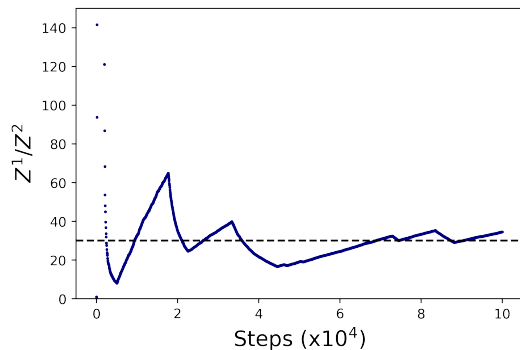


Figure 5: Time evolution of Z^1/Z^2 value for a modified Wolfe-Quapp potential case.

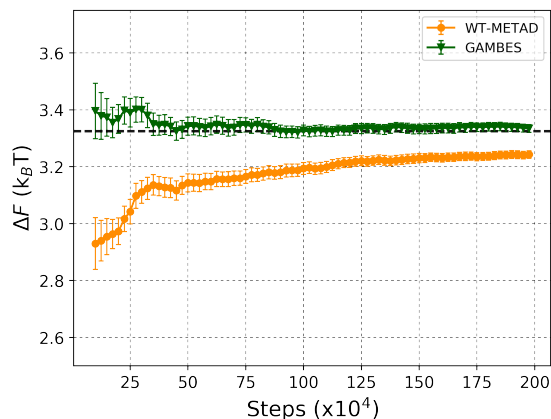


Figure 6: Time evolution of free energy differences averaged over 50 simulations. The error bars denote the standard deviation. The black dashed line is the mean free energy difference obtained from a set of 1×10^7 steps long well-tempered metadynamics simulations.

ate descriptors and more advanced probability density models promise to bring our approach to an even higher level of efficiency, further enhancing its power.

Acknowledgement This research was supported by the European Union Grant No. ERC-2014-ADG-670227. Calculations were performed using the Euler HPC Cluster at ETH Zürich. The authors thank Michele Invernizzi for useful discussions and for providing the modified Wolfe-quapp potential. The authors thank Luigi Bonati and Michele Invernizzi for carefully reading the manuscript.

Supporting Information Available

The following files are available free of charge.

The free energy differences were calculated using the following equation:

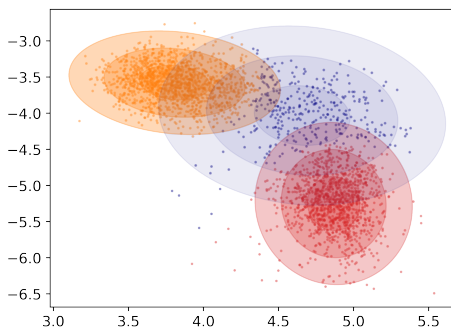
$$\Delta F = \frac{1}{\beta} \log \frac{\int_A d\mathbf{s} e^{-\beta F(\mathbf{s})}}{\int_B d\mathbf{s} e^{-\beta F(\mathbf{s})}} \quad (9)$$

where \mathbf{s} denotes the CVs, $F(\mathbf{s})$ is the free energy and

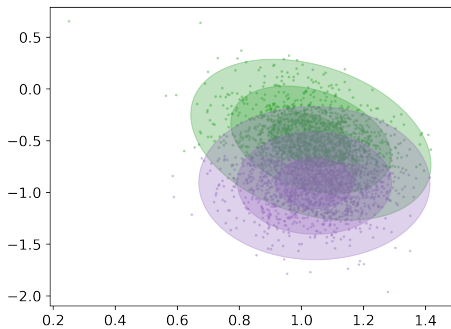
A and B denote the states being considered.

Alanine Dipetide

The Gaussian fits obtained for the two basins are shown in figure 7a and 7b. The Gaussians are plotted as contours with contour levels at σ , 2σ , 3σ and the intensity of their colors adjusted according to the weights assigned by the mixture model to each Gaussian. In figure 8, the time evolution of Z^1/Z^2 is shown during a 10 ns trajectory. It is clear from the figure that the value changes little after 2 ns.



(a) The Gaussian fit for 3000 data points (600 ps) at the C7eq and C5 basin.



(b) The Gaussian fit for 3000 data points (600 ps) at the C7ax basin.

Figure 7: Gaussian mixture fitted to unbiased alanine dipeptide data

Wolfe-Quapp potential

In figure 9, it is shown that the Z^1/Z^2 values do converge during a long run even for suboptimal CVs. However, we stop the equilibration when the value is sufficient to drive transitions efficiently and use this value to construct a static bias for longer runs. This also allows one to use umbrella-like reweighting for obtaining the quantities of interest.

References

- (1) Peters, B. In *Reaction Rate Theory and Rare Events Simulations*; Peters, B., Ed.; Elsevier: Amsterdam, 2017.
- (2) Torrie, G.; Valleau, J. Nonphysical sampling distributions in Monte Carlo free-energy estimation: Umbrella sampling. *J. Comput. Phys.* **1977**, *23*, 187 – 199.

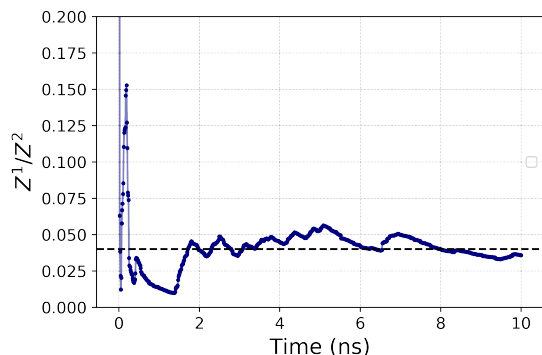


Figure 8: The time evolution of Z^1/Z^2 for one of the simulations of alanine dipetide. Notice that the values converge very fast and the fluctuations after 2 ns make insignificant changes to the bias potential.

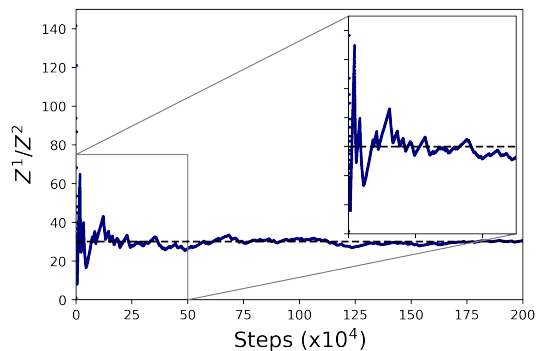


Figure 9: The time evolution of Z^1/Z^2 for representative modified Wolfe-Quapp simulation.

- (3) Bartels, C.; Karplus, M. Probability Distributions for Complex Systems: Adaptive Umbrella Sampling of the Potential Energy. *J. Phys. Chem. B* **1998**, *102*, 865–880.
- (4) Maragakis, P.; van der Vaart, A.; Karplus, M. Gaussian-Mixture Umbrella Sampling. *J. Phys. Chem. B* **2009**, *113*, 4664–4673, PMID: 19284746.
- (5) Laio, A.; Parrinello, M. Escaping free-energy minima. *Proc. Natl. Acad. Sci. U.S.A* **2002**, *99*, 12562–12566.
- (6) Valsson, O.; Parrinello, M. Variational Approach to Enhanced Sampling and Free Energy Calculations. *Phys. Rev. Lett.* **2014**, *113*, 090601.
- (7) Branduardi, D.; Gervasio, F. L.; Cavalli, A.; Recanatini, M.; Parrinello, M. The Role of the Peripheral Anionic Site and Cation Interactions in the Ligand Penetration of the Human AChE Gorge. *J. Amer. Chem. Soc* **2005**, *127*, 9147–9155, PMID: 15969593.
- (8) Mendels, D.; Piccini, G.; Parrinello, M. Collective Variables from Local Fluctuations. *J. Phys. Chem. Lett.* **2018**, *9*, 2776–2781.
- (9) Sultan, M. M.; Pande, V. S. Automated design of collective variables using supervised machine learning. *J. Chem. Phys.* **2018**, *149*, 094106.
- (10) Tiwary, P.; Berne, B. J. Spectral gap optimization of order parameters for sampling complex molecular systems. *Proc. Natl. Acad. Sci. U.S.A* **2016**, *113*, 2839–2844.
- (11) McCarty, J.; Parrinello, M. A variational conformational dynamics approach to the selection of collective variables in metadynamics. *J. Chem. Phys.* **2017**, *147*, 204109.
- (12) M. Sultan, M.; Pande, V. S. tICA-Metadynamics: Accelerating Metadynamics by Using Kinetically Selected Collective Variables. *J. Chem. Theory Comput.* **2017**, *13*, 2440–2447.
- (13) Ribeiro, J. M. L.; Bravo, P.; Wang, Y.; Tiwary, P. Reweighted autoencoded variational Bayes for enhanced sampling (RAVE). *J. Chem. Phys.* **2018**, *149*, 072301.
- (14) Tribello, G. A.; Ceriotti, M.; Parrinello, M. A self-learning algorithm for biased molecular dynamics. *Proc. Natl. Acad. Sci. U.S.A.* **2010**, *107*, 17509–17514.
- (15) Noé, F.; Nüske, F. A Variational Approach to Modeling Slow Processes in Stochastic Dynamical Systems. *Multiscale Modeling & Simulation* **2013**, *11*, 635–655.
- (16) McCarty, J.; Parrinello, M. A variational conformational dynamics approach to the selection of collective variables in metadynamics. *J. Chem. Phys.* **2017**, *147*, 204109.
- (17) Gao, Y. Q. An integrate-over-temperature approach for enhanced sampling. *J. Chem. Phys.* **2008**, *128*, 064105.
- (18) Yang, Y. I.; Niu, H.; Parrinello, M. Combining Metadynamics and Integrated Tempering Sampling. *J. Phys. Chem. Lett.* **2018**, *9*, 6426–6430.
- (19) Invernizzi, M.; Parrinello, M. Making the Best of a Bad Situation: A Multiscale Approach to Free Energy Calculation. *J. Chem. Theory Comput.* **2019**, *15*, 2187–2194, PMID: 30822383.
- (20) Bussi, G.; Donadio, D.; Parrinello, M. Canonical sampling through velocity rescaling. *J. Chem. Phys.* **2007**, *126*, 014101.
- (21) Van Der Spoel, D.; Lindahl, E.; Hess, B.; Groenhof, G.; Mark, A. E.; Berendsen, H. J. C. GROMACS: Fast, flexible, and free. *J. Comput. Chem* **2005**, *26*, 1701–1718.
- (22) Tribello, G. A.; Bonomi, M.; Branduardi, D.; Camilloni, C.; Bussi, G. PLUMED 2: New feathers for an old bird. *Comput. Phys. Commun.* **2014**, *185*, 604 – 613.
- (23) Schwarz, G. Estimating the Dimension of a Model. *Ann. Statist.* **1978**, *6*, 461–464.
- (24) Tiwary, P.; Parrinello, M. A Time-Independent Free Energy Estimator for Metadynamics. *J. Phys. Chem. B* **2015**, *119*, 736–742, PMID: 25046020.