

Accelerating equilibrium isotope effect calculations: II. Stochastic implementation of direct estimators

Konstantin Karandashev^{1, a)} and Jiří Vaníček^{1, b)}

Laboratory of Theoretical Physical Chemistry, Institut des Sciences et Ingénierie Chimiques, Ecole Polytechnique Fédérale de Lausanne (EPFL), CH-1015, Lausanne, Switzerland

(Dated: December 21, 2024)

Path integral calculations of equilibrium isotope effects and isotopic fractionation are expensive due to the presence of path integral discretization errors, statistical errors, and thermodynamic integration errors. Whereas the discretization errors can be reduced by high-order factorization of the path integral and statistical errors by using centroid virial estimators, two recent papers proposed alternative ways to completely remove the thermodynamic integration errors: Cheng and Ceriotti [J. Chem. Phys. **141**, 244112 (2015)] employed a variant of free-energy perturbation called “direct estimators”, while Karandashev and Vaníček [J. Chem. Phys. **143**, 194104 (2017)] combined the thermodynamic integration with a stochastic change of mass and piecewise-linear umbrella biasing potential. Here we combine the former approach with the stochastic change of mass in order to decrease its statistical errors when applied to larger isotope effects, and perform a thorough comparison of different methods by computing isotope effects first on a harmonic model, and then on methane and methanium, where we evaluate all isotope effects of the form $\text{CH}_{4-x}\text{D}_x/\text{CH}_4$ and $\text{CH}_{5-x}\text{D}_x^+/\text{CH}_5^+$, respectively. We discuss thoroughly the reasons for a surprising behavior of the original method of direct estimators, which performed well for a much larger range of isotope effects than what had been expected previously.

I. INTRODUCTION

Equilibrium isotope effect and a closely related concept of isotope fractionation^{1–3} belong among the most useful experimental tools for uncovering the influence of nuclear quantum effects on molecular properties.^{4,5} The equilibrium (or thermodynamic) isotope effect measures the effect of isotopic substitution on the equilibrium constant of a chemical reaction and is defined as the ratio of equilibrium constants,

$$\text{EIE} := K^{(B)}/K^{(A)}, \quad (1)$$

where A and B are two isotopologues of the reactant. The equilibrium constant can, in general, be evaluated as the ratio of the product and reactant partition functions ($K = Q_{\text{prod}}/Q_{\text{react}}$), and therefore every equilibrium isotope effect can be computed as a product of several “elementary” isotope effects (IEs),

$$\text{IE} = Q^{(B)}/Q^{(A)}, \quad (2)$$

given by the ratio of partition functions corresponding to different isotopologues. In the following, we will discuss different approaches for evaluating these elementary partition function ratios and call them “isotope effects” for short.

The standard textbook approach for computing the isotope effect assumes separability of rotations and vibrations, rigid rotor approximation for the rotations and harmonic approximation for the vibrations,^{5,6} but we will

focus our discussion on a more rigorous method that avoids all three approximations and treats the problem exactly. The method uses the Feynman path integral formalism^{7–9} to transform the quantum partition function to a classical partition function of the “ring polymer,” a larger, but classical system in an extended configuration space; the isotope effect can then be evaluated via the thermodynamic integration¹⁰ with respect to mass.^{11–15} The main drawback of this approach is that the “mass integral” is evaluated by discretizing the mass and, as a result, introduces a certain integration error. Although several elegant tricks reduce this integration error significantly,^{1,2} it can never be removed completely if the integral is evaluated deterministically.

This disadvantage of thermodynamic integration led to the introduction of several strategies that avoid the integration error altogether; these can be classified into two main groups: The first group avoids discretizing the mass integral by allowing the mass to take a continuous range of values during the simulation;^{15,16} this approach is an example of a more general λ -dynamics method^{17–19} for calculating free energy differences. Not only do these techniques eliminate the integration error, but they also tend to show faster statistical convergence than does standard thermodynamic integration;^{16,20} this property is similar to the improvement achieved by parallel tempering.^{21–23} The second group is based on the free energy perturbation,^{1,15,24,25} which can be derived by rewriting the ratio (2) using the Zwanzig formula; the approach was proposed in Ref. 15, with more convenient estimators introduced in Ref. 3. Note, however, that in the more general case of free energy difference calculations one can come across a problem that cannot be solved efficiently with either of these two general strategies. For these complicated cases a third option is to run

^{a)}Electronic mail: konstantin.karandashev@alumni.epfl.ch

^{b)}Electronic mail: jiri.vanicek@epfl.ch

an adiabatic free energy dynamics simulation²⁶ and then calculate the free energy difference from the ratio of the resulting probability distributions.^{27,28} Because methods based on finding ratios of probability densities may run into difficulties discussed, for example, in Ref. 29, we do not consider them here.

In Ref. 16, we introduced a method following the first philosophy for eliminating the integration error—in particular, we showed that an effective Monte Carlo procedure for changing the mass reduces the thermodynamic integration error and that a special mass-dependent biasing potential renders the integration error exactly zero. Here, we explore the second strategy, namely the free energy perturbation, or “direct estimator” approach,^{3,15} while direct estimators work best for isotope effects close to unity, they can be applied to larger isotope effects as well by rewriting Eq. (2) as a product of several smaller isotope effects,^{15,30} which, incidentally, makes the resulting “stepwise” method reminiscent of thermodynamic integration. First, we investigate ways to optimize the choice of the smaller isotope effects and the way they are evaluated in order to decrease statistical error of the calculated isotope effect. Second, since the statistical convergence of thermodynamic integration can be improved by changing the mass stochastically during the simulation, it seems natural to combine this stepwise approach with the procedure for changing mass introduced in Ref. 16; indeed, testing performance of the resulting combined method on large isotope effects was the main goal of this paper. Such a combination with direct estimators is only possible for a mass sampling procedure that allows finite steps with respect to mass, making the Monte Carlo procedure of Ref. 16 suitable for the task, but disqualifying standard λ -dynamics algorithms based on molecular dynamics.

To assess the numerical performance of the proposed methodology, we apply it to evaluate isotope effects in an eight-dimensional harmonic model and in full-dimensional CH₄ molecule and CH₅⁺ cation. Methane was chosen because CH₄ + D₂ exchange is an important benchmark reaction for studying catalysis of hydrogen exchange over metals³¹ and metal oxides,³² and because the polydeuterated species CH_{4-x}D_x are formed in abundance during the catalyzed reaction. We therefore demonstrate how our new Monte Carlo procedure allows computing not only the large CD₄/CH₄ isotope effects, but also all CH_{4-x}D_x/CH₄ isotope effects ($x = 1, \dots, 4$) within a single simulation. Methanium was used as an example of a highly fluxional system with very small barriers separating 120 equivalent local minima.³³⁻³⁵ As a consequence, the equilibrium properties of methanium, unlike those of methane, cannot be reliably estimated with the harmonic approximation. We again evaluate all isotope effects of the form CH_{5-x}D_x⁺/CH₅⁺ ($x = 1, \dots, 5$).

II. THEORY

In this section, we explain how stochastic change of mass¹⁶ can be combined with the method of direct estimators³ in order to accelerate isotope effect calculations. In particular we show that for large isotope effects, the stochastic implementation allows reducing the statistical error while keeping the integration error zero. We start with a brief overview of the path integral formalism, thermodynamic integration, and stochastic implementation of the thermodynamic integration. For more details, see Ref. 16, whose notation is followed here.

A. Path integral representation of the partition function

To evaluate the isotope effect (2) with path integrals, one first needs a path integral representation of the partition function $Q = \text{Tr} \exp(-\beta \hat{H})$. For a molecular system consisting of N atoms with masses m_i ($i = 1, \dots, N$) moving in $D (= 3)$ spatial dimensions, the partition function can be expressed^{7,8} as the limit $Q = \lim_{P \rightarrow \infty} Q_P$, where P is the number of imaginary time slices (the Trotter number) and

$$Q_P = \int d\mathbf{r} \rho(\mathbf{r}) \quad (3)$$

is the discretized path integral representation of Q . The vector \mathbf{r} contains all NDP coordinates of all N atoms in all P slices of the extended configuration space; in particular, $\mathbf{r} := (\mathbf{r}^{(1)}, \dots, \mathbf{r}^{(P)})$, where $\mathbf{r}^{(s)}$, $s = 1, \dots, P$, is a vector containing ND coordinates of all atoms in slice s . The statistical weight $\rho(\mathbf{r})$ of each path integral configuration is given by

$$\rho(\mathbf{r}) = C \exp[-\beta \Phi(\mathbf{r})], \quad (4)$$

with the prefactor

$$C = \left(\frac{P}{2\pi\beta\hbar^2} \right)^{NDP/2} \left(\prod_{i=1}^N m_i \right)^{DP/2} \quad (5)$$

and with an effective potential energy of the classical ring polymer given by

$$\Phi(\mathbf{r}) = \frac{P}{2\beta^2\hbar^2} \sum_{i=1}^N m_i \sum_{s=1}^P |\mathbf{r}_i^{(s)} - \mathbf{r}_i^{(s-1)}|^2 + \frac{1}{P} \sum_{s=1}^P V(\mathbf{r}^{(s)}), \quad (6)$$

where $\mathbf{r}_i^{(s)}$ denotes the D components of $\mathbf{r}^{(s)}$ corresponding to atom i , and V is the potential energy of the original system. Since the path employed to represent the partition function is a closed path, we define $\mathbf{r}^{(0)} := \mathbf{r}^{(P)}$.

Note that Q_P is a classical partition function of a ring polymer, a system in the extended configuration space with NDP classical degrees of freedom exposed to the effective potential $\Phi(\mathbf{r})$. For $P = 1$ the quantum path integral expression (3) reduces to the classical partition function.

B. Thermodynamic integration with respect to mass

A convenient way to evaluate the isotope effect (2) is based on thermodynamic integration¹⁰ with respect to mass.¹¹ The isotope change is assumed to be continuous and parametrized by a dimensionless parameter $\lambda \in [0, 1]$, where $\lambda = 0$ corresponds to isotopologue A and $\lambda = 1$ to isotopologue B . The simplest possible choice for the mass interpolating function is a linear interpolation,^{11–13} but faster convergence is often achieved by interpolating the inverse square roots of the masses,¹

$$\frac{1}{\sqrt{m_i(\lambda)}} = (1 - \lambda) \frac{1}{\sqrt{m_i^{(A)}}} + \lambda \frac{1}{\sqrt{m_i^{(B)}}}, \quad (7)$$

which is therefore the interpolation we will use in the numerical examples below. (One can show rigorously that this interpolation is the optimal one in harmonic systems in the low temperature limit, but has a good behavior at high temperature and in various other systems as well.)

If $Q(\lambda)$ denotes the partition function of a fictitious system with interpolated masses $m_i(\lambda)$, then the isotope effect (2) can be expressed as an exponential of the “thermodynamic integral”

$$\begin{aligned} \frac{Q^{(B)}}{Q^{(A)}} &= \exp \left[\int_0^1 \frac{d \ln Q(\lambda)}{d\lambda} d\lambda \right] \\ &= \exp \left[-\beta \int_0^1 \frac{dF(\lambda)}{d\lambda} d\lambda \right], \end{aligned} \quad (8)$$

where $F(\lambda)$ is the free energy corresponding to the isotope change. While it is difficult to evaluate either $Q_P^{(A)}$ or $Q_P^{(B)}$ with a path integral Monte Carlo method, the logarithmic derivative $d \ln Q_P(\lambda)/d\lambda = [dQ_P(\lambda)/d\lambda]/Q_P(\lambda) = -\beta dF_P(\lambda)/d\lambda$ is a normalized quantity and therefore can be computed easily with the Metropolis algorithm with sampling weight $\rho^{(\lambda)}(\mathbf{r})$ corresponding to the fictitious system with masses $m_i(\lambda)$:

$$dF_P(\lambda)/d\lambda = \langle [dF(\lambda)/d\lambda]_{\text{est}} \rangle^{(\lambda)}.$$

Here we used a general notation

$$\langle A_{\text{est}} \rangle^{(\lambda)} := \frac{\int d\mathbf{r} A_{\text{est}}(\mathbf{r}) \rho^{(\lambda)}(\mathbf{r})}{\int d\mathbf{r} \rho^{(\lambda)}(\mathbf{r})}$$

for a path integral average of an observable A , given by averaging the estimator A_{est} over an ensemble with weight $\rho^{(\lambda)}$. An estimator for a quantity A is not unique; different choices of the estimator result in different statistical behavior. As the analogous centroid virial estimator for energy^{36,37} (obtained by differentiating with respect to inverse temperature β), the centroid virial estimator for the isotope change¹² (where the differentiation is with respect to λ) has a statistical error that is independent of P . This estimator, used in all our numerical examples,

is given by

$$\begin{aligned} [dF(\lambda)/d\lambda]_{\text{cv}} &= - \sum_{i=1}^N \frac{1}{2m_i} \frac{dm_i}{d\lambda} \left\{ \frac{D}{\beta} \right. \\ &\quad \left. + \frac{1}{P} \sum_{s=1}^P \left[(\mathbf{r}_i^{(s)} - \mathbf{r}_i^{(C)}) \cdot \nabla_i V(\mathbf{r}^{(s)}) \right] \right\}, \end{aligned} \quad (9)$$

where

$$\mathbf{r}^{(C)} := \frac{1}{P} \sum_{s=1}^P \mathbf{r}^{(s)} \quad (10)$$

is the centroid coordinate and ∇_i is the gradient with respect to the coordinates of particle i . While in path integral molecular dynamics gradients of V are available and the centroid virial estimator is “free,” in path integral Monte Carlo implementations only the potential energy itself is required for sampling, and in order to avoid an unnecessary evaluation of forces, one may evaluate the centroid virial estimators by a single finite difference differentiation with respect to λ .^{12,38}

To summarize, the calculation of the isotope effect requires running simulations at different values of λ and then numerically evaluating the integral in Eq. (8).

C. Stochastic thermodynamic integration

Due to the discretization of the thermodynamic integral, the method of thermodynamic integration necessarily introduces an integration error. While Ceriotti and Markland¹ reduced the integration error by optimizing the interpolation functions $m_i(\lambda)$, and thus obtained Eq. (7), Maršálek and Tuckerman² introduced higher-order derivatives of $Q(\lambda)$ with respect to λ . Alternatively, we have shown¹⁶ that one can remove the integration error completely by including the λ variable as an additional dimension in the Monte Carlo simulation, in a similar manner to the more general λ -dynamics.^{15,17–20}

More precisely, the λ -interval $[0, 1]$ is divided into J subintervals $I_j := [\lambda_{j-1}, \lambda_j]$, $j = 1, \dots, J$, with $\lambda_0 = 0 < \lambda_1 < \dots < \lambda_J = 1$, and the isotope effect is then calculated as

$$\frac{Q_P^{(B)}}{Q_P^{(A)}} = \lim_{J \rightarrow \infty} \exp \left[-\frac{\beta}{J} \sum_{j=1}^J \langle [dF(\lambda)/d\lambda]_{\text{cv}} \rangle^{I_j} \right], \quad (11)$$

where $\langle \dots \rangle^{I_j}$ denotes an average over all path integral configurations as well as over all $\lambda \in I_j$. The simultaneous stochastic evaluation of the thermodynamic and path integrals permits using a much larger number of integration steps (i.e., J), rendering the integration error negligible; if the simulation is, in addition, subject to a special umbrella biasing potential that is a piecewise linear function of λ , we have proven that the integration error becomes exactly zero.¹⁶ Our main goal here is

evaluating whether the stochastic change of mass can be combined effectively with another method for evaluating the isotope effect, namely the method of direct estimators, which we review now.

D. Free energy perturbation and direct estimators for equilibrium isotope effects

Free energy perturbation^{24,39} is an alternative strategy which allows to calculate isotope effects without introducing an integration error.^{3,15} The approach consists in rewriting Eq. (2) as

$$\begin{aligned} \text{IE} &= \frac{Q_P^{(1)}}{Q_P^{(0)}} = \frac{\int \rho^{(1)}(\mathbf{r}) d\mathbf{r}}{\int \rho^{(0)}(\mathbf{r}) d\mathbf{r}} \\ &= \frac{\int [\rho^{(1)}(\mathbf{r})/\rho^{(0)}(\mathbf{r})] \rho^{(0)}(\mathbf{r}) d\mathbf{r}}{\int \rho^{(0)}(\mathbf{r}) d\mathbf{r}} = \left\langle \mathcal{Z}_{\text{th}}^{0,1} \right\rangle^{(0)}, \end{aligned} \quad (12)$$

where $\mathcal{Z}_{\text{th}}^{0,1} := \rho^{(1)}(\mathbf{r})/\rho^{(0)}(\mathbf{r})$ is the “thermodynamic direct estimator,”^{3,15} numerically evaluated as

$$\begin{aligned} \mathcal{Z}_{\text{th}}^{0,1} &= \left[\prod_{i=1}^N \frac{m_i(1)}{m_i(0)} \right]^{DP/2} \exp \left(\frac{P}{2\beta\hbar^2} \right. \\ &\quad \left. \times \sum_{i=1}^N \left\{ [m_i(0) - m_i(1)] \sum_{s=1}^P |r_i^{(s)} - r_i^{(s-1)}|^2 \right\} \right). \end{aligned} \quad (13)$$

However, a much lower statistical error is obtained by using an alternative, mass-scaled direct estimator,³

$$\mathcal{Z}_{\text{sc}}^{0,1} = \left[\prod_{i=1}^N \frac{m_i(1)}{m_i(0)} \right]^{D/2} \exp \left\{ \frac{\beta}{P} \sum_{s=1}^P [V(\mathbf{r}^{(s)}) - V(\mathbf{r}_{0,1}^{(s)})] \right\}, \quad (14)$$

where the scaled coordinates $\mathbf{r}_{\lambda',\lambda''}^{(s)}$ are defined as

$$\mathbf{r}_{\lambda',\lambda'',i}^{(s)} := \mathbf{r}_i^{(C)} + \sqrt{\frac{m_i(\lambda')}{m_i(\lambda'')}} (\mathbf{r}_i^{(s)} - \mathbf{r}_i^{(C)}). \quad (15)$$

The mass-scaled direct estimator can be derived by expressing $Q(1)$ and $Q(0)$ in Eq. (12) in terms of mass-scaled normal mode coordinates \mathbf{u} (see Appendix A of Ref. 16 for details). This leads to a direct estimator $\tilde{\rho}^{(1)}(\mathbf{u})/\tilde{\rho}^{(0)}(\mathbf{u})$, which becomes Eq. (14) upon transformation back to standard Cartesian coordinates \mathbf{r} . In contrast to the thermodynamic integration, the method of direct estimators does not introduce an integration error; the direct estimators, however, are not suitable for calculating large isotope effects, for which both $\mathcal{Z}_{\text{th}}^{0,1}$ and $\mathcal{Z}_{\text{sc}}^{0,1}$ exhibit large statistical errors because one always uses a sampling weight $\rho^{(0)}(\mathbf{r})$ even though the natural weight changes from $\rho^{(0)}(\mathbf{r})$ to $\rho^{(1)}(\mathbf{r})$. Although isotope effect can be evaluated by running the simulation either with $\rho^{(0)}(\mathbf{r})$ or $\rho^{(1)}(\mathbf{r})$, Cheng and Ceriotti noted³ that

running the simulation at the heavier isotope leads to smaller statistical errors of \mathcal{Z}_{sc} ; in Appendix A we prove this property analytically for harmonic systems. In the process we also encounter cases in which direct estimators exhibit infinitely large root mean square errors, making the calculation impossible to converge; however, as shown in Appendix B, such situations cannot occur if one runs the simulation at the lower-mass isotopologue while averaging \mathcal{Z}_{th} or, for convex or bound potentials, at the higher-mass isotopologue while averaging \mathcal{Z}_{sc} .

E. Stepwise implementation of the direct estimators

A simple way to bypass the issue of large statistical errors of direct estimators for large isotope effects is performing the calculation stepwise by factoring the large isotope effect into several smaller isotope effects between virtual isotopologues.^{15,30} For that purpose, one can, as for thermodynamic integration, introduce a set of $J+1$ intermediate values λ_j ($j = 0, \dots, J$) such that $\lambda_0 = 0$, $\lambda_J = 1$, and write

$$\frac{Q(1)}{Q(0)} = \prod_{j=1}^J \frac{Q(\lambda_j)}{Q(\lambda_{j-1})}. \quad (16)$$

For J large enough, $Q(\lambda_j)/Q(\lambda_{j-1})$ will be sufficiently close to unity, and hence can be evaluated with direct estimators with a reasonably small statistical error. It will prove useful to write Eq. (16), expressed in terms of direct estimator averages, in a more general manner as

$$\frac{Q_P(1)}{Q_P(0)} = \prod_{j=1}^J \frac{\langle \mathcal{Z}_{\text{sc}}^{\bar{\lambda}_j, \lambda_j} \rangle_{(\bar{\lambda}_j)}}{\langle \mathcal{Z}_{\text{sc}}^{\bar{\lambda}_j, \lambda_{j-1}} \rangle_{(\bar{\lambda}_j)}}, \quad (17)$$

by using an arbitrary reference value $\bar{\lambda}_j$ from the interval $I_j = [\lambda_{j-1}, \lambda_j]$ as the λ -value of the sampling weight used in the j th factor of the isotope effect; in a broader context of free energy perturbations this approach is known as “double-wide” sampling.^{40,41} From now on we will refer to the stepwise evaluation of the isotope effect via Eq. (17) simply as the method of “direct estimators.” Choices of $\bar{\lambda}_j$ and λ_j that minimize the statistical error are discussed in Appendix C; in general it appears that $\lambda_j = j/J$ ($j = 0, \dots, J$) and $\bar{\lambda}_j = (j-1/2)/J$ ($j = 1, \dots, J$) are quite close to the optimal values if inverse square root of mass interpolation (7) is used, and therefore were used throughout this work.

F. Combining direct estimators with the stochastic change of mass

In the original use of direct estimators,³ the largest isotope effect was rather small, and hence it was possible to evaluate several isotope effects in a single simulation. In situations where the isotope effect is large, one should

use the generalized, stepwise expression (16) to compute it, in order to avoid large statistical errors. In the previous subsection we assumed that each of the factors contributing to the product (16) is obtained from a separate simulation, as in Eq. (17).

Here we propose, instead, to run a single simulation which will explore all $\bar{\lambda}_j$ values at once in a way similar to the stochastic thermodynamic integration with respect to mass from Ref. 16 and described briefly in Subsection II C. There are several reasons why this should be advantageous.

The first, most obvious reason, is the same as for stochastic thermodynamic integration from Ref. 16: given fixed computational resources, it is much easier to reach ergodicity, and therefore converge a single Monte Carlo simulation than J separate simulations; in other words, it is computationally less expensive to obtain a converged isotope effect if all the factors in the right-hand side of Eq. (17) are obtained from a single simulation rather than from J separate simulations.

The second reason is similar to the motivation for the original method of direct estimators,³ in which a single Monte Carlo simulation suffices to evaluate several different isotope effects; calculating all factors appearing in Eq. (17) in a single simulation will indeed enable this at least for “sequential” isotope effects, such as $\text{CH}_{4-x}\text{D}_x/\text{CH}_4$ for $x = 1, \dots, 4$ or $\text{CH}_{5-x}\text{D}_x^+/\text{CH}_5^+$ for $x = 1, \dots, 5$ that will be presented below.

Last but not least, the stochastic change of λ can lead to a decrease of statistical error of the calculated isotope effect. Consider J sets of correlated samples obtained from J independent simulations using the method of direct estimators and run at different values of $\bar{\lambda}_j$; reshuffling the samples between simulations should make samples inside each simulation less correlated between each other, thus lowering statistical error of averages obtained from them. The proposed method can be regarded as such a “shuffling,” and in this respect it resembles the parallel tempering or replica exchange Markov chain Monte Carlo techniques,^{21–23} but for the latter approaches the value of J that can be used in practice will depend on the number of simulation replicas one can run simultaneously.

With this motivation in mind, it is easy to see that to change λ value between different $\bar{\lambda}_j$ values one can use the same procedure as that described in Ref. 16, the only difference being that the trial λ value should be restricted to a discrete set of values $\{\bar{\lambda}_j\}$, $j = 1, \dots, J$; some more tedious details are left for Appendix D. The overall isotope effect is again obtained from Eq. (17).

Combining stochastic change of mass with the thermodynamic integration or stepwise direct estimators also makes it possible to calculate several isotope effects at once more efficiently. This result is discussed properly in Supplementary Material using deuterization of methane and methanium as examples.

III. NUMERICAL EXAMPLES

To test the stepwise and stochastic implementations of the direct estimators, we applied them to a model 8-dimensional harmonic system and to several isotopologues of methane and methanium. In addition we compared the results of the new approaches with results of the thermodynamic integration with either deterministic or stochastic change of mass, and with the original method of direct estimators.³ From now on, for brevity we will refer to the five methods as follows: thermodynamic integration with respect to mass (Subsection II B) will be simply referred to as “thermodynamic integration” (TI), thermodynamic integration with stochastic change of mass (Subsection II C) as “stochastic thermodynamic integration” (STI), Cheng and Ceriotti’s original method of direct estimators (Subsection II D) as “original direct estimators” (ODE), stepwise application of direct estimators (Subsection II E) as “direct estimators” (DE), and stepwise application of direct estimators with stochastic change of mass (Subsection II F) as “stochastic direct estimators” (SDE).

A. Computational details

The calculations presented in this work were done with parameters mostly identical to those used in Ref. 16. The DE and ODE calculations were done with the same number of different Monte Carlo steps and frequency of estimators’ evaluation as TI, while the SDE calculations employed the same number of different Monte Carlo steps and frequency of estimators’ evaluation as STI. In SDE calculations, we additionally modified simple λ -moves used in STI calculations according to a prescription detailed in Appendix D. The way the λ interval was divided into subintervals was also the same as in Sec. III of Ref. 16.

As discussed in Sec. II B, results obtained with TI contain integration error, which was estimated by comparing the calculated isotope effects with the exact analytical⁴² values for a harmonic system with a finite Trotter number P and with the result of SDE for methane. (Recall that ODE, DE, and SDE have no integration error by definition, while the absence of integration error in STI was proven in Ref. 16.) Statistical errors were evaluated with the “block-averaging” method⁴³ for correlated samples the same way as in Sec. III of Ref. 16. Last but not least, the path integral discretization error for the harmonic system was estimated from a known analytical expression for finite P ,⁴² while for the CD_4/CH_4 and $\text{CD}_5^+/\text{CH}_5^+$ isotope effects it was estimated using a novel procedure presented in Appendix E.

B. Isotope effects in a harmonic model

Numerical results are presented in Fig. 1 and correspond to an 8-dimensional harmonic system with parameters identical to those used in Ref. 16. Panel (a) of Fig. 1 shows that analytical values of the isotope effect (at a finite value of P) are reproduced accurately by all five methods for several values of $\beta\hbar\omega_0$, confirming, in particular, that the proposed stepwise and stochastic implementations of the direct estimators are correct.

Panel (b) displays the dependence of the thermodynamic integration error on temperature. (Recall that the integration error is zero for STI, ODE, DE, and SDE by construction). The figure is a reminder of the fact that, despite the improved mass interpolation scheme (7), TI is the only of the five presented methods that exhibits a significant integration error, especially noticeable at higher temperatures since the mass interpolating function Eq. (7) was designed to be most effective in the deep quantum regime.

Panel (c) of Fig. 1 compares statistical errors of the five methods considered. The first evident trend is that at lower temperatures ODE exhibit a larger statistical error compared to the other methods; it illustrates the need to use the stepwise (DE) or stochastic stepwise (SDE) variants instead in such cases. Secondly, similar statistical errors are exhibited by TI and DE, as well as by STI and SDE. This can be explained by noticing that in the limit of large J TI becomes equivalent to DE, while STI becomes equivalent to SDE; to see this one can recall that $[dF(\lambda)/d\lambda]_{\text{est}}$ is related to the derivative of $Z_{\text{sc}}^{\lambda',\lambda''}$ with respect to λ'' and compare Eq. (17), Eq. (11), and the midpoint rule used for thermodynamic integration in this work [also see Eq. (32) of Ref. 16]. It is therefore reasonable to expect that for large values of J or small isotope effects statistical errors of TI and DE or STI and SDE will be quite close; here $J = 8$ is apparently already sufficient to enforce this tendency over a wide temperature range.

Panel (d) of Fig. 1 displays integration errors of TI as a function of the number J of λ intervals. Clearly, for TI, the integration error approaches zero only in the $J \rightarrow \infty$ limit, which is, exceptionally, attainable in this particular case since the Monte Carlo procedure produces uncorrelated samples. Note, however, that in most practical calculations, this is impossible and the limit cannot be reached.

Finally, panel (e) of Fig. 1 shows the dependence of statistical errors on J , demonstrating that the statistical errors of the four methods approach their limiting values for $J \rightarrow \infty$. As already mentioned earlier, similar statistical errors for TI and DE, or for STI and SDE in the $J \rightarrow \infty$ limit are expected. Here, however, the tendency is already observed at a surprisingly small value of $J = 1$ for TI and DE. For STI and SDE it is observed after $J = 64$.

C. Deuteration of methane

1. Computational details

As mentioned above, calculation parameters for DE, SDE, and ODE are identical to those from Ref. 16, with a few modifications described in Subsection III A; the TI and STI results were taken from Ref. 16. Here we only add that the computational time spent on TI, STI, SDE, DE, and ODE calculations was approximately the same.

For each temperature we also ran calculations at $\lambda = 0$ and $\lambda = 1$ to estimate the path integral discretization error with the method explained in Appendix E which uses estimator \mathcal{W}_2 for Q_{2P}/Q_P . These simulations were 10^7 Monte Carlo steps long, 14% were whole-chain moves and 86% were multi-slice moves performed on one sixth of the chain with the staging algorithm^{44,45} (this guaranteed that approximately the same computer time was spent on either of the two types of moves). \mathcal{W}_2 was evaluated only after each ten Monte Carlo steps to decrease the calculation cost.

2. Results and discussion

The results of the calculations of the CD_4/CH_4 isotope effect are presented in Fig. 2, with TI and STI results from Ref. 16 plotted for comparison. Panel (a) shows that the isotope effects calculated with the five different methods described in Sec. II agree, confirming that SDE were implemented correctly, even though TI does exhibit a small integration error [see panel (b)]. Panel (c) of Fig. 2 shows that STI, SDE, TI, and DE exhibit quite similar statistical errors, while the ODE, quite surprisingly, exhibit statistical errors quite close to stepwise approaches for all but the lowest temperature. Several reasons why ODE seem to perform well for a rather large range of isotope effect values are analyzed in Appendix B.

For reference, the SDE, DE, and ODE values plotted in Fig. 2 are listed in Table I together with their discretization errors estimated by the method described in Appendix E. Note that the discretization error only depends on P and not on the method used for the isotope effect calculation, and that our method for estimating this discretization error exhibits favorable statistical behavior.

As mentioned in Ref. 16, benefits of stochastically changing mass become most apparent when computational resources are limited. We therefore compared isotope effects obtained with TI, DE, STI, SDE, and ODE using simulations of increasing length, starting with very short, and hence nonergodic simulations. The results of these calculations, performed according to a prescription detailed in Ref. 16, are plotted in Fig. 3. The general tendency is the same as was observed in Ref. 16: approaches that require several simulations to evaluate the isotope effect (TI and DE) require more Monte Carlo steps in total to achieve converged results than those re-

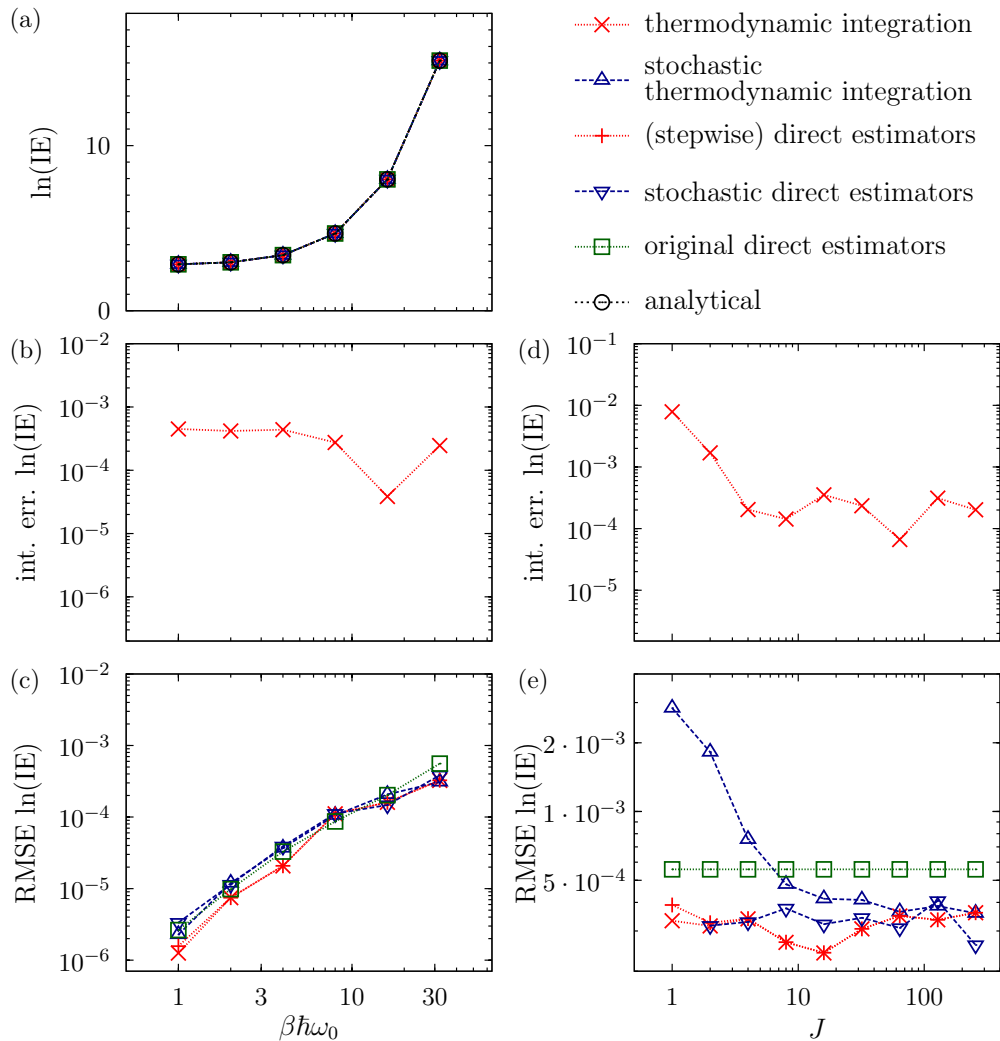


Figure 1. Isotope effect calculations in an eight-dimensional harmonic model from Ref. 16. Results of thermodynamic integration (TI), stochastic thermodynamic integration (STI), stepwise direct estimators (DE), stochastic direct estimators (SDE), and original direct estimator (ODE) approach from Ref. 3 are compared with exact analytical values (for the same finite Trotter number P). The proposed method is SDE, while DE already provide some improvement over ODE. Panels (a)-(c) show the temperature dependence of (a) the isotope effect, (b) its integration errors for TI, and (c) its statistical root mean square errors (RMSEs). Panels (d)-(e) display the dependence of integration errors (for TI) and RMSEs on the number J of integration subintervals at a temperature given by $\beta \hbar \omega_0 = 32$.

quiring only one simulation (STI, SDE, and ODE). This is due to a certain time needed for a simulation to adequately explore the \mathbf{r} space; while TI and DE need to take the corresponding minimal number of Monte Carlo steps for J simulations, STI, SDE, and ODE need to do it only for one simulation. For STI and SDE this benefit is slightly counteracted by introducing an extra dimension λ to be explored by the simulation, but we have found our Monte Carlo procedure tends to explore this dimension much faster than \mathbf{r} in realistic simulations; a model example, where this is not the case, is provided in Sec. II of Supplementary Material.

D. Deuteration of methanum

In this subsection we evaluate the $\text{CD}_5^+/\text{CH}_5^+$ isotope effect using the same techniques as for methane in Subsec. III C and Ref. 16, including TI, DE, STI, SDE, ODE, and harmonic approximation; the only difference of the calculation parameters was that $J = 5$ was employed for mass discretization. Potential energy surface from Ref. 46 was used during the simulations.

The resulting isotope effects are plotted in Fig. 4 along with their root mean square errors and integration error for TI. As seen in panel (a), the four path integral meth-

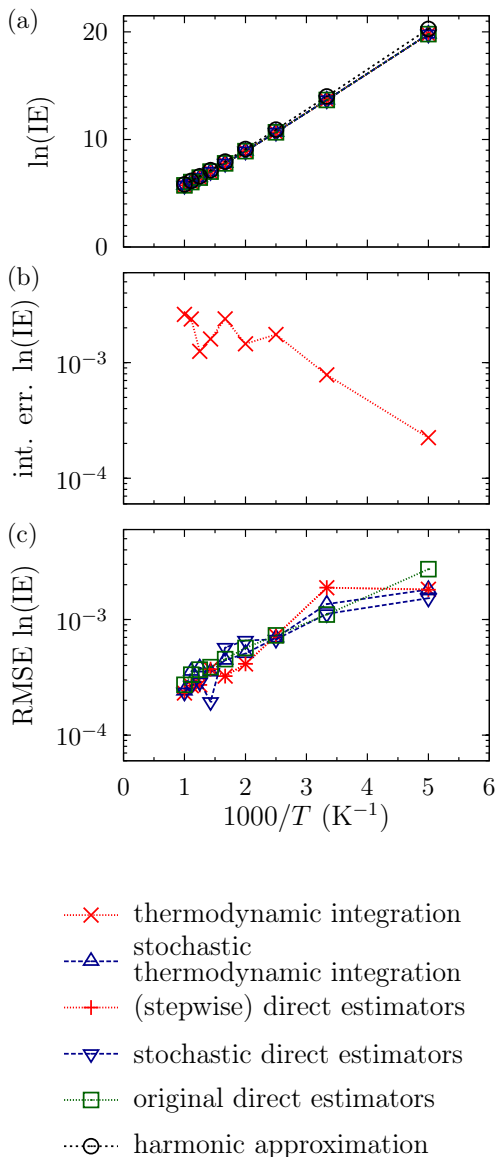


Figure 2. CD_4/CH_4 isotope effect (IE) computed with several methods. Panels (a)-(c) show the temperature dependence of (a) the isotope effect, (b) its integration errors for thermodynamic integration, and (c) its statistical root mean square errors (RMSEs).

ods that do not exhibit integration error (DE, SDE, STI, and ODE) agree with each other up to statistical error, while TI exhibits a noticeable, but rather small, integration error plotted in panel (b). Panel (c) shows root mean square errors of the isotope effect obtained with different methods. As was the case for methane, TI, DE, STI, and SDE exhibit similar statistical errors in the entire temperature range. ODE exhibit statistical errors similar to the other four methods for all temperatures but the lowest one, for which using the stepwise approach decreases the statistical error by approximately 40%; an analysis of why ODE perform well for isotope effects of such a large

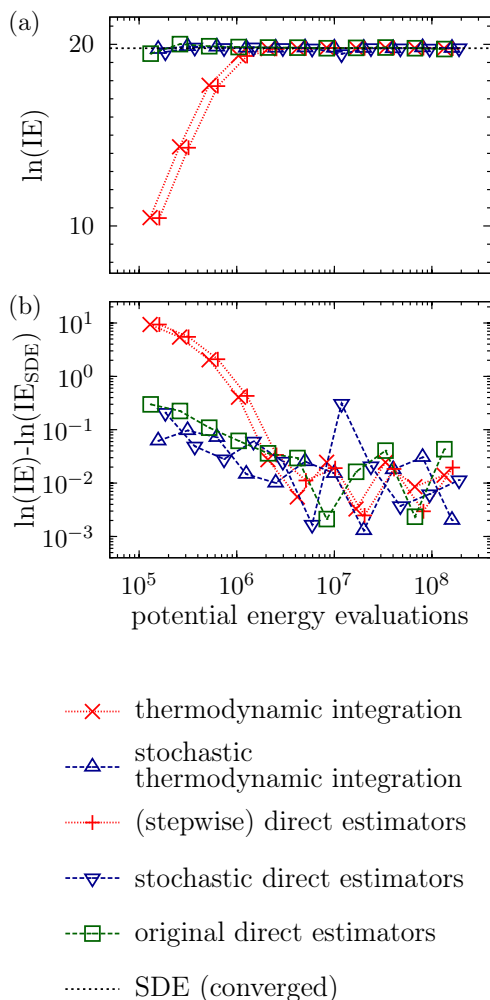


Figure 3. Impact of nonergodicity appearing in shorter calculations of the CD_4/CH_4 isotope effect (IE) at $T = 200$ K. Panel (a) presents the convergence of the IE as a function of the number of potential energy evaluations needed for calculations with different simulation lengths, while panel (b) shows the corresponding error of the IE (in logarithmic scale) relative to a converged stochastic direct estimators (SDE) result. The horizontal line in panel (a) labeled “SDE (converged)” is the converged SDE result $\ln(\text{IE}_{\text{SDE}}) = 19.785$ from Fig. 2 and Table I; the same value was used as a reference in panel (b).

magnitude is presented in Appendix B. Isotope effect values obtained with the harmonic approximation are also plotted in panel (c) and they agree surprisingly well with exact path integral methods in this case, probably because the greatest contributions to an isotope effect tend to arise from more rigid molecular degrees of freedom (e.g., movement of the carbon atom towards one of the hydrogens), which are largely harmonic.^{47–49} Note that the harmonic approximation was obtained by expanding the potential energy about one of the 120 equivalent potential energy minima of CH_5^+ . For reference, all calculated isotope effects along with the estimated discretization errors are presented in Table II.

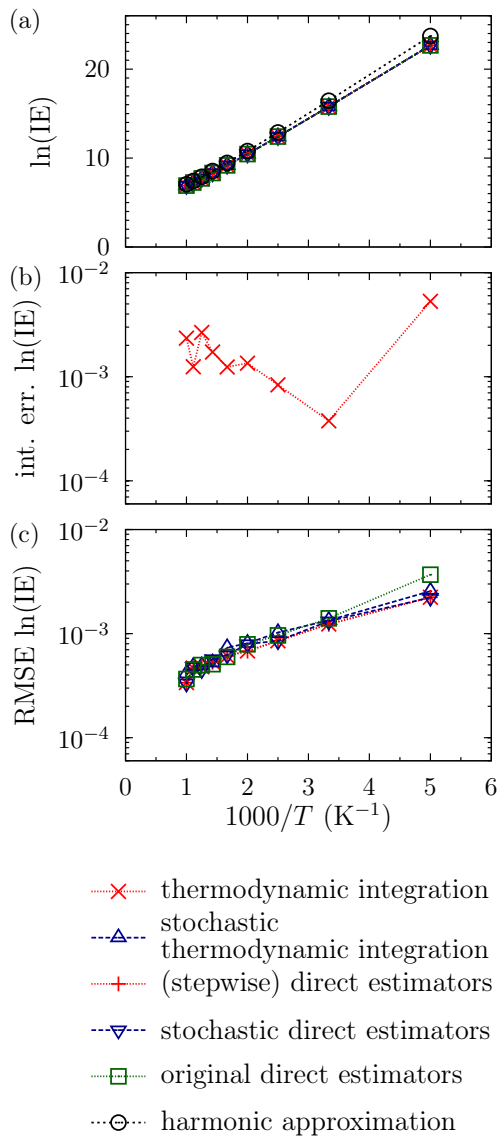


Figure 4. $\text{CD}_5^+/\text{CH}_5^+$ isotope effect (IE) computed with several methods. For details, see caption of Figure 2.

As in Subsec. III C, we compared isotope effects obtained with TI, DE, STI, SDE, and ODE using simulations of increasing length, starting with very short, and hence nonergodic simulations. The results of these calculations, performed according to a prescription detailed in Ref. 16, are plotted in Fig. 5. The general tendency is the same as was observed in Ref. 16 and in the case of methane in Subsec. III C: approaches that require several simulations to evaluate the isotope effect (TI and DE) require more Monte Carlo steps in total to achieve converged results than those requiring only one simulation (STI, SDE, and ODE).

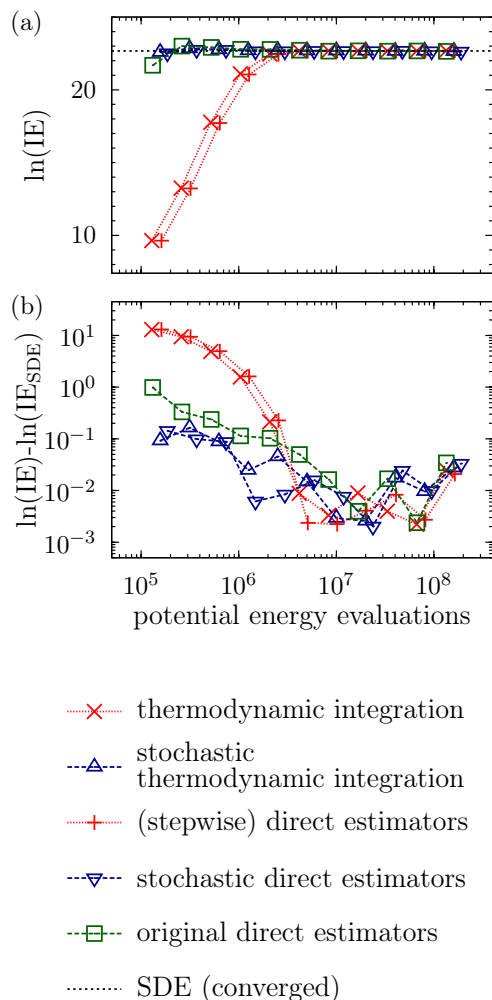


Figure 5. Impact of nonergodicity appearing in shorter calculations of the $\text{CD}_5^+/\text{CH}_5^+$ isotope effect (IE) at $T = 200$ K. For details, see the caption of Figure 3. The horizontal line in panel (a) labeled “SDE (converged)” is the converged SDE result $\ln(\text{IE}_{\text{SDE}}) = 22.674$ from Fig. 4 and Table II; the same value was used as a reference in panel (b).

IV. CONCLUSION

In this paper, we continued our program of accelerating the calculations of equilibrium isotope effects. Starting from a basic idea of thermodynamic integration with respect to mass,¹¹ one can 1) accelerate statistical convergence by using centroid virial estimators, which, in the case of path integral Monte Carlo avoid evaluating forces by employing a finite-difference derivative trick,^{12,13} 2) accelerate convergence to the quantum limit by employing higher-order factorizations of the path integral,⁵⁰ and 3) reduce or remove the error of thermodynamic integration, which was the focus of the present work.

To remove the thermodynamic integration error, we investigated optimal ways to use direct estimators^{3,15} for larger isotope effects. First, we introduced a near

Table I. Values of the CD_4/CH_4 isotope effect (IE) obtained with direct estimators (DE), “stochastic direct estimators” (SDE), and “original direct estimators” (ODE) (for other values seen in Fig. 2, see Ref. 16). The proposed methodology is SDE. The discretization error is defined as $\text{IE}_P/\text{IE} - 1$ and is estimated with the procedure described in Appendix E.

$T(\text{K})$	P	$\ln(\text{IE})$ (CD_4/CH_4) with statistical error			Estimate of discretization error (10^{-3})
		DE	SDE	ODE	
200	360	19.786 ± 0.002	19.785 ± 0.002	19.790 ± 0.003	-5.1 ± 0.3
300	226	13.672 ± 0.002	13.672 ± 0.001	13.673 ± 0.001	-3.7 ± 0.2
400	158	10.666 ± 0.001	10.667 ± 0.001	10.666 ± 0.001	-3.2 ± 0.2
500	118	8.910 ± 0.001	8.910 ± 0.001	8.909 ± 0.001	-3.0 ± 0.2
600	90	7.780 ± 0.001	7.780 ± 0.001	7.780 ± 0.001	-3.0 ± 0.2
700	72	7.006 ± 0.001	7.005 ± 0.001	7.007 ± 0.001	-2.8 ± 0.2
800	58	6.451 ± 0.001	6.450 ± 0.001	6.451 ± 0.001	-2.8 ± 0.2
900	46	6.039 ± 0.001	6.039 ± 0.001	6.038 ± 0.001	-3.4 ± 0.2
1000	36	5.725 ± 0.001	5.726 ± 0.001	5.725 ± 0.001	-3.9 ± 0.2

Table II. Values of the $\text{CD}_5^+/\text{CH}_5^+$ isotope effect (IE) obtained with several different methods. For details, see the caption of Table I. The values of P for a given temperature were the same as those for methane listed in Table I.

$T(\text{K})$	$\ln(\text{IE})$ ($\text{CD}_5^+/\text{CH}_5^+$)					Estimate of discretization error (10^{-3})	
	Path integral values with statistical errors						harmonic approximation
	TI	DE	STI	SDE	ODE		
200	22.669 ± 0.003	22.669 ± 0.003	22.671 ± 0.003	22.674 ± 0.003	22.665 ± 0.004	23.727	-5.0 ± 0.3
300	15.789 ± 0.002	15.790 ± 0.002	15.790 ± 0.002	15.789 ± 0.002	15.790 ± 0.002	16.446	-3.9 ± 0.3
400	12.411 ± 0.001	12.412 ± 0.001	12.410 ± 0.001	12.410 ± 0.001	12.413 ± 0.001	12.875	-3.5 ± 0.3
500	10.443 ± 0.001	10.444 ± 0.001	10.445 ± 0.001	10.444 ± 0.001	10.443 ± 0.001	10.796	-3.1 ± 0.2
600	9.181 ± 0.001	9.183 ± 0.001	9.183 ± 0.001	9.182 ± 0.001	9.183 ± 0.001	9.461	-3.0 ± 0.2
700	8.319 ± 0.001	8.321 ± 0.001	8.321 ± 0.001	8.321 ± 0.001	8.321 ± 0.001	8.549	-2.7 ± 0.2
800	7.703 ± 0.001	7.705 ± 0.001	7.705 ± 0.001	7.706 ± 0.001	7.704 ± 0.001	7.896	-3.1 ± 0.2
900	7.248 ± 0.001	7.250 ± 0.001	7.249 ± 0.001	7.249 ± 0.001	7.250 ± 0.001	7.414	-3.7 ± 0.2
1000	6.902 ± 0.001	6.904 ± 0.001	6.905 ± 0.001	6.905 ± 0.001	6.905 ± 0.001	7.048	-4.1 ± 0.2

optimal way to discretize the larger isotope effect into smaller ones, and showed that the statistical error of the resulting method was quite close to the corresponding error exhibited by thermodynamic integration. Second, we showed how statistical convergence of the method could be improved by combining it with the stochastic change of mass. We referred to the resulting method as the “stochastic direct estimators.”

We also observed that simple, original application of the mass-scaled direct estimators proposed in Ref. 3 performed well for isotope effects of surprisingly large magnitudes. These results, combined with our discussion of the method’s convergence and divergence in Appendix B, indicate that the applicability of the direct estimators could be broader than what had been reported before. In the end, the approach of Ref. 3 can be quite efficient for isotope effects much larger than unity, especially if the system in question allows to capitalize on atom interchangeability. Yet, for the largest isotope effects using stochastic direct estimators is still preferable, as indicated by our results for the deuteration of methane and methanium at lower temperatures.

Finally, let us mention that stochastic direct estimators can be combined with the Takahashi-Imada or Suzuki fourth-order factorizations^{51–54} of the Boltzmann operator, which would allow lowering the path integral dis-

cretization error of the computed isotope effect for a given Trotter number P , and hence a faster convergence to the quantum limit.^{2,50,55,56}

SUPPLEMENTARY MATERIAL

Section I of Supplementary Material describes an alternative procedure, in which several isotope effects are evaluated simultaneously. Examples include four isotope effects of the form $\text{CH}_{4-x}\text{D}_x/\text{CH}_4$ ($x = 1, \dots, 4$) and five isotope effects $\text{CH}_{5-x}\text{D}_x^+/\text{CH}_5^+$ ($x = 1, \dots, 5$). Section II analyzes effects of nonergodicity on isotope effect calculations in the harmonic model.

ACKNOWLEDGMENTS

This research was supported by the Swiss National Science Foundation with Grant No. 200020_150098 as well as within the National Center for Competence in Research “Molecular Ultrafast Science and Technology” (NCCR MUST), and by the EPFL.

REFERENCES

- ¹M. Ceriotti and T. E. Markland, *J. Chem. Phys.* **138**, 014112 (2013).
- ²O. Maršálek, P.-Y. Chen, R. Dupuis, M. Benoit, M. Méheut, Z. Bačić, and M. E. Tuckerman, *J. Chem. Theory Comput.* **10**, 1440 (2014).
- ³B. Cheng and M. Ceriotti, *J. Chem. Phys.* **141**, 244112 (2014).
- ⁴K. E. Janak and G. Parkin, *J. Am. Chem. Soc.* **125**, 13219 (2003).
- ⁵M. Wolfsberg, W. A. V. Hook, P. Paneth, and L. P. N. Rebelo, *Isotope Effects in the Chemical, Geological and Bio Sciences* (McGraw-Hill, 2010).
- ⁶H. C. Urey, *J. Chem. Soc.* **1947**, 562 (1947).
- ⁷R. P. Feynman and A. R. Hibbs, *Quantum mechanics and path integrals* (McGraw-Hill, 1965).
- ⁸D. Chandler and P. G. Wolynes, *J. Chem. Phys.* **74**, 4078 (1981).
- ⁹D. M. Ceperley, *Rev. Mod. Phys.* **67**, 279 (1995).
- ¹⁰J. G. Kirkwood, *J. Chem. Phys.* **3**, 300 (1935).
- ¹¹J. Vaníček, W. H. Miller, J. F. Castillo, and F. J. Aoiz, *J. Chem. Phys.* **123**, 054108 (2005).
- ¹²J. Vaníček and W. H. Miller, *J. Chem. Phys.* **127**, 114309 (2007).
- ¹³T. Zimmermann and J. Vaníček, *J. Chem. Phys.* **131**, 024111 (2009).
- ¹⁴T. Zimmermann and J. Vaníček, *J. Mol. Model.* **16**, 1779 (2010).
- ¹⁵A. Pérez and O. A. von Lilienfeld, *J. Chem. Theory Comput.* **7**, 2358 (2011).
- ¹⁶K. Karandashev and J. Vaníček, *J. Chem. Phys.* **146**, 184102 (2017).
- ¹⁷Z. Liu and B. J. Berne, *J. Chem. Phys.* **99**, 6071 (1993).
- ¹⁸X. Kong and C. L. Brooks III, *J. Chem. Phys.* **105**, 2414 (1996).
- ¹⁹Z. Guo, C. L. Brooks III, and X. Kong, *J. Phys. Chem. B* **102**, 2032 (1998).
- ²⁰R. Bitetti-Putzer, W. Yang, and M. Karplus, *Chem. Phys. Lett.* **377**, 633 (2003).
- ²¹R. H. Swendsen and J.-S. Wang, *Phys. Rev. Lett.* **57**, 2607 (1986).
- ²²K. Hukushima and K. Nemoto, *J. Phys. Soc. Jpn.* **65**, 1604 (1996).
- ²³C. Predescu, M. Predescu, and C. V. Ciobanu, *J. Phys. Chem. B* **109**, 4189 (2005).
- ²⁴R. W. Zwanzig, *J. Chem. Phys.* **22**, 1420 (1954).
- ²⁵C. Oostenbrink, *J. Comput. Chem.* **30**, 212 (2009).
- ²⁶L. Rosso, P. Mináry, Z. Zhu, and M. E. Tuckerman, *J. Chem. Phys.* **116**, 4389 (2002).
- ²⁷J. B. Abrams, L. Rosso, and M. E. Tuckerman, *J. Chem. Phys.* **125**, 074115 (2006).
- ²⁸P. Wu, X. Hu, and W. Yang, *J. Phys. Chem. Lett.* **2**, 2099 (2011).
- ²⁹J. Kästner and W. Thiel, *J. Chem. Phys.* **123**, 144104 (2005).
- ³⁰B. Cheng, J. Behler, and M. Ceriotti, *J. Phys. Chem. Lett.* **7**, 2210 (2016).
- ³¹T. Osawa, T. Futakuchi, T. Imahori, and I.-Y. S. Lee, *J. Mol. Catal. A* **320**, 68 (2010).
- ³²J. S. J. Hargreaves, G. J. Hutchings, R. W. Joyner, and S. H. Taylor, *Appl. Catal. A* **227**, 191 (2002).
- ³³D. Marx and M. Parrinello, *Nature* **375**, 216 (1995).
- ³⁴D. Marx and M. Parrinello, *Z. Phys. D: At. Mol. Clusters* **41**, 253 (1997).
- ³⁵D. Marx and M. Parrinello, *Science* **284**, 59 (1999).
- ³⁶M. F. Herman, E. J. Bruskin, and B. J. Berne, *J. Chem. Phys.* **76**, 5150 (1982).
- ³⁷M. Parrinello and A. Rahman, *J. Chem. Phys.* **80**, 860 (1984).
- ³⁸J. Vaníček and W. H. Miller, in *The 8th International Conference: Path Integrals from Quantum Information to Cosmology*, edited by C. Burdick, O. Navratil, and S. Posta (Prague, Czech Republic, 2005).
- ³⁹M. E. Tuckerman, *Statistical Mechanics: Theory and Molecular Simulation* (Oxford University Press, 2010).
- ⁴⁰W. L. Jorgensen and C. J. Ravimohan, *J. Chem. Phys.* **83**, 3050 (1985).
- ⁴¹W. L. Jorgensen and L. L. Thomas, *J. Chem. Theory Comput.* **4**, 869 (2008).
- ⁴²K. S. Schweizer, R. M. Stratt, D. Chandler, and P. G. Wolynes, *J. Chem. Phys.* **75**, 1347 (1981).
- ⁴³H. Flyvbjerg and H. G. Petersen, *J. Chem. Phys.* **91**, 461 (1989).
- ⁴⁴M. Sprik, M. L. Klein, and D. Chandler, *Phys. Rev. B* **31**, 4234 (1985).
- ⁴⁵M. Sprik, M. L. Klein, and D. Chandler, *Phys. Rev. B* **32**, 545 (1985).
- ⁴⁶Z. Jin, B. J. Braams, and J. M. Bowman, *J. Phys. Chem. A* **110**, 1569 (2006).
- ⁴⁷X. Huang, A. B. McCoy, J. M. Bowman, L. M. Johnson, C. Savage, F. Dong, and D. J. Nesbitt, *Science* **311**, 60 (2006).
- ⁴⁸S. D. Ivanov, O. Asvany, A. Witt, E. Hugo, G. Mathias, B. Redlich, D. Marx, and S. Schlemmer, *Nat. Chem.* **2**, 298 (2010).
- ⁴⁹S. D. Ivanov, A. Witt, and D. Marx, *Phys. Chem. Chem. Phys.* **15**, 10270 (2013).
- ⁵⁰M. Buchowiecki and J. Vaníček, *Chem. Phys. Lett.* **588**, 11 (2013).
- ⁵¹M. Takahashi and M. Imada, *J. Phys. Soc. Jpn.* **53**, 3765 (1984).
- ⁵²M. Suzuki, *Phys. Lett. A* **201**, 425 (1995).
- ⁵³S. A. Chin, *Phys. Lett. A* **226**, 344 (1997).
- ⁵⁴S. Jang, S. Jang, and G. A. Voth, *J. Chem. Phys.* **115**, 7832 (2001), 10.1063/1.1410117.
- ⁵⁵A. Pérez and M. E. Tuckerman, *J. Chem. Phys.* **135**, 064104 (2011).
- ⁵⁶K. Karandashev and J. Vaníček, *J. Chem. Phys.* **143**, 194104 (2015).
- ⁵⁷A. Azuri, H. Engel, D. Doron, and D. T. Major, *J. Chem. Theory Comput.* **7**, 1273 (2011).
- ⁵⁸D. T. Major and J. Gao, *J. Mol. Graph. Model.* **24**, 121 (2005).

Appendix A: Statistical errors, convergence, and divergence of direct estimators for an isotope effect in a harmonic system

In this appendix we derive $P \rightarrow \infty$ limits of root mean square errors (RMSEs) of direct estimators \mathcal{Z}_{th} and \mathcal{Z}_{sc} for a harmonic system. For simplicity, the system is defined as N particles with masses m_i moving in one-dimensional Cartesian space, the corresponding oscillator frequencies being ω_i . We are mainly interested in the relative statistical error of A , that is $\Delta A/A$, where

$$\Delta A = \sqrt{\langle A^2 \rangle - \langle A \rangle^2} \quad (\text{A1})$$

is the RMSE of A and $\langle X \rangle$ denotes an average over all samples of X . To simplify the analytical derivation, instead of $\Delta A/A$, we will evaluate the quantity

$$\left(\frac{\Delta A}{A} \right)^2 + 1 = \frac{\langle A^2 \rangle}{\langle A \rangle^2}. \quad (\text{A2})$$

For a direct estimator $\mathcal{Z}^{0,1}$ this ratio takes the form

$$\frac{\langle (\mathcal{Z}^{0,1})^2 \rangle^{(0)}}{\langle \mathcal{Z}^{0,1} \rangle^{(0)2}} = \frac{Q(0) \int (\mathcal{Z}^{0,1})^2 \rho^{(0)}(\mathbf{r}) d\mathbf{r}}{[Q(1)]^2}. \quad (\text{A3})$$

For $\mathcal{Z}_{\text{th}}^{0,1}$, we have

$$\int (\mathcal{Z}_{\text{th}}^{0,1})^2 \rho^{(0)}(\mathbf{r}) d\mathbf{r} = C \int d\mathbf{r} \left[\prod_{i=1}^N \frac{m_i(1)}{m_i(0)} \right]^P \times \exp \left\{ \frac{P}{2\beta\hbar^2} \sum_{i=1}^N [m_i(0) - 2m_i(1)] \sum_{s=1}^P |\mathbf{r}_i^{(s)} - \mathbf{r}_i^{(s-1)}|^2 - \frac{\beta}{P} \sum_{s=1}^P V(\mathbf{r}^{(s)}) \right\} \quad (\text{A4})$$

$$= \left(\prod_{i=1}^N \left\{ 1 + \frac{[m_i(1) - m_i(0)]^2}{m_i(0)[2m_i(1) - m_i(0)]} \right\} \right)^{P/2} \left(\frac{P}{2\pi\beta\hbar^2} \right)^{NP/2} \left\{ \prod_{i=1}^N [2m_i(1) - m_i(0)] \right\}^{P/2} \times \int d\mathbf{r} \exp \left\{ -\frac{P}{2\beta\hbar^2} \sum_{i=1}^N [2m_i(1) - m_i(0)] \sum_{s=1}^P |\mathbf{r}_i^{(s)} - \mathbf{r}_i^{(s-1)}|^2 - \frac{\beta}{P} \sum_{s=1}^P V(\mathbf{r}^{(s)}) \right\} d\mathbf{r}. \quad (\text{A5})$$

If $m_i(0) > 2m_i(1)$ for some i , then the first term in the argument of the exponential becomes positive and for large enough values of P the integral over \mathbf{r} starts to diverge; this can be easily seen after rewriting it in terms of mass-scaled normal modes (see Appendix A of Ref. 16). If $m_i(0) < 2m_i(1)$, then interpreting the integral over \mathbf{r} as the path integral representation of the partition function (3) for a harmonic system with rescaled masses reveals the limiting behavior

$$\lim_{P \rightarrow \infty} \int (\mathcal{Z}_{\text{th}}^{0,1})^2 \rho^{(0)}(\mathbf{r}) d\mathbf{r} = \lim_{P \rightarrow \infty} \prod_{i=1}^N \frac{\{1 + [m_i(1) - m_i(0)]^2/m_i(0)/[2m_i(1) - m_i(0)]\}^{P/2}}{2 \sinh \left(\beta\hbar\omega_i \sqrt{m_i(0)/[2m_i(1) - m_i(0)]}/2 \right)} = +\infty, \quad (\text{A6})$$

implying the *divergence of the statistical error of the thermodynamic direct estimator*, consistent with and providing an explanation for observations in Ref. 1. For $\mathcal{Z}_{\text{sc}}^{0,1}$, we have

$$\int (\mathcal{Z}_{\text{sc}}^{0,1})^2 \rho(\mathbf{r}) d\mathbf{r} = C \left[\prod_{i=1}^N \frac{m_i(1)}{m_i(0)} \right] \int d\mathbf{r} \exp \left\{ -\frac{P}{2\beta\hbar^2} \sum_{i=1}^N m_i(0) \sum_{s=1}^P |\mathbf{r}_i^{(s)} - \mathbf{r}_i^{(s-1)}|^2 - \frac{\beta}{P} \sum_{s=1}^P [2V(\mathbf{r}_{0,1}^{(s)}) - V(\mathbf{r}^{(s)})] \right\}. \quad (\text{A7})$$

To simplify this expression, let us rewrite it in terms of mass-scaled normal modes \mathbf{u} (see Appendix A of Ref. 16). We will only consider the case of an even P , with the case of odd P being completely analogous. For a harmonic system, we have

$$\begin{aligned} \frac{1}{P} \sum_{s=1}^P V(\mathbf{r}^{(s)}) &= \sum_{i=1}^N \frac{m_i(0)\omega_i^2}{2P} \sum_{s=1}^P |\mathbf{r}_i^{(s)}|^2 \\ &= \sum_{i=1}^N \omega_i^2 \left[\frac{m_i(0)|\mathbf{r}_i^{(C)}|^2}{2} + \frac{|a_i^{(P/2)}|^2}{2} + \sum_{k=1}^{P/2-1} (|a_i^{(k)}|^2 + |b_i^{(k)}|^2) \right], \end{aligned} \quad (\text{A8})$$

and recalling the expression (15) for $\mathbf{r}_{0,1}^{(s)}$ in terms of mass-scaled normal modes yields

$$\frac{1}{P} \sum_{s=1}^P V(\mathbf{r}_{0,1}^{(s)}) = \sum_{i=1}^N \omega_i^2 \frac{m_i(0)}{m_i(1)} \left[\frac{m_i(1)|\mathbf{r}_i^{(C)}|^2}{2} + \frac{|a_i^{(P/2)}|^2}{2} + \sum_{k=1}^{P/2-1} (|a_i^{(k)}|^2 + |b_i^{(k)}|^2) \right]. \quad (\text{A9})$$

Combining this with the expression for the effective potential $\tilde{\Phi}(\mathbf{u})$ (see Appendix A of Ref. 16) leads to

$$\begin{aligned} \int (\mathcal{Z}_{\text{sc}}^{0,1})^2 \rho(\mathbf{u}) d\mathbf{u} &= \left[\prod_{i=1}^N \frac{m_i(1)}{m_i(0)} \right] \tilde{C} \int d\mathbf{r}^{(C)} \exp \left[-\beta \sum_{i=1}^N \frac{m_i(0) \omega_i^2 |\Gamma_i^{(C)}|^2}{2} \right] \\ &\times \int d\mathbf{a}^{(P/2)} \exp \left\{ -\frac{2P^2 |\mathbf{a}^{(P/2)}|^2}{\beta \hbar^2} - \beta \sum_{i=1}^N \frac{\omega_i^2 |\mathbf{a}_i^{(P/2)}|^2}{2} \left[2 \frac{m_i(0)}{m_i(1)} - 1 \right] \right\} \\ &\times \prod_{k=1}^{P/2-1} \int d\mathbf{a}^{(k)} d\mathbf{b}^{(k)} \exp \left\{ -\frac{2P^2}{\beta \hbar^2} \left(1 - \cos \frac{2\pi k}{P} \right) (|\mathbf{a}^{(k)}|^2 + |\mathbf{b}^{(k)}|^2) \right. \\ &\left. - \beta \sum_{i=1}^N \frac{\omega_i^2 (|\mathbf{a}_i^{(k)}|^2 + |\mathbf{b}_i^{(k)}|^2)}{2} \left[2 \frac{m_i(0)}{m_i(1)} - 1 \right] \right\}. \end{aligned} \quad (\text{A10})$$

If $m_i(1) > 2m_i(0)$ for some i , then for large enough ω_i the expression will diverge, implying the *divergence of the statistical error of the mass-scaled direct estimator*. Otherwise rescaling each $\mathbf{r}_i^{(C)}$ by a factor of $\sqrt{2m_i(0)/m_i(1) - 1}$ and comparing the resulting expression to Q_P rewritten in terms of \mathbf{u} yields

$$\lim_{P \rightarrow \infty} \int (\mathcal{Z}_{\text{sc}}^{0,1})^2 \rho(\mathbf{u}) d\mathbf{u} = \prod_{i=1}^N \left\{ \frac{m_i(1)}{m_i(0)} \frac{\sqrt{2m_i(0)/m_i(1) - 1}}{2 \sinh(\beta \hbar \omega_i \sqrt{2m_i(0)/m_i(1) - 1/2})} \right\} \quad (\text{A11})$$

We now introduce the function

$$f_i(x) = \frac{\sqrt{x}}{2 \sinh(\beta \hbar \sqrt{k_i x}/2)}, \quad (\text{A12})$$

where k_i is the force constant for the i th degree of freedom, in order to rewrite expression (A3) in the limit $P \rightarrow \infty$ as

$$\frac{\langle (\mathcal{Z}_{\text{sc}}^{0,1})^2 \rangle^{(0)}}{\langle (\mathcal{Z}_{\text{sc}}^{0,1})^{(0)} \rangle^2} = \prod_{i=1}^N \frac{f_i[1/m_i(0)] f_i[2/m_i(1) - 1/m_i(0)]}{\{f_i[1/m_i(1)]\}^2}. \quad (\text{A13})$$

Since $f_i(x)$ is a monotonously decreasing function of x for each $i = 1, \dots, N$, it is straightforward to show that if $m_i(0) < m_i(1)$ for all $i = 1, \dots, N$, then the identity (A13) implies the inequality

$$\frac{\langle (\mathcal{Z}_{\text{sc}}^{1,0})^2 \rangle^{(1)}}{\langle (\mathcal{Z}_{\text{sc}}^{1,0})^{(1)} \rangle^2} < \frac{\langle (\mathcal{Z}_{\text{sc}}^{0,1})^2 \rangle^{(0)}}{\langle (\mathcal{Z}_{\text{sc}}^{0,1})^{(0)} \rangle^2}. \quad (\text{A14})$$

This final inequality proves, for harmonic systems, an observation from Ref. 3: *If one evaluates an isotope effect in a harmonic system using direct estimators for the isotope effect, then running a path integral simulation at the larger value of mass leads to smaller statistical errors than running the simulation at the lower value of mass.*

Appendix B: Sufficient conditions for the convergence of direct estimators for isotope substitution

In this appendix we discuss several sufficient conditions that guarantee that direct estimators exhibit a finite root mean square error. For $\mathcal{Z}_{\text{th}}^{0,1}$ this is obviously the case if $2m_i(1) \geq m_i(0)$ for all $i = 1, \dots, N$, as in this case the path integral appearing in Eq. (A4) will have an upper bound of

$$\int (\mathcal{Z}_{\text{th}}^{0,1})^2 \rho^{(0)}(\mathbf{r}) d\mathbf{r} \leq C \left[\prod_{i=1}^N \frac{m_i(1)}{m_i(0)} \int e^{-\beta V(\mathbf{r}^{(1)})/P} d\mathbf{r}^{(1)} \right]^P. \quad (\text{B1})$$

This upper bound goes to infinity as $P \rightarrow \infty$, as should be expected from $\mathcal{Z}_{\text{th}}^{0,1}$ exhibiting an infinitely large statistical error in this limit. For $\mathcal{Z}_{\text{sc}}^{0,1}$, we start by noting that the root mean square error of a bound observable is always finite, which is obviously the case if the potential function V itself is bound. $\mathcal{Z}_{\text{sc}}^{0,1}$ is also bound if V is convex and $m_i(0) > m_i(1)$ for all $i = 1, \dots, N$. Indeed, for a given $s = 1, \dots, P$

$$V(\mathbf{r}^{(s)}) - V(\mathbf{r}_{0,1}^{(s)}) \leq \nabla V(\mathbf{r}^{(s)}) \cdot (\mathbf{r}^{(s)} - \mathbf{r}_{0,1}^{(s)}), \quad (\text{B2})$$

which follows from $V(\mathbf{r}^{(s)})$ being a convex function of one variable when change along the direction $\mathbf{r}^{(s)} - \mathbf{r}_{0,1}^{(s)}$ is considered. From the definition (15) of $\mathbf{r}_{0,1}^{(s)}$ we obtain a positive definite matrix \mathbf{A} such that

$$\mathbf{r}^{(s)} - \mathbf{r}_{0,1}^{(s)} = \mathbf{A} \cdot (\mathbf{r}^{(s)} - \mathbf{r}^{(C)}). \quad (\text{B3})$$

We also introduce

$$\tilde{\mathbf{r}}^{(s)}(\tau) = \tau \mathbf{r}^{(s)} + (1 - \tau) \mathbf{r}^{(C)} \quad (\text{B4})$$

and write

$$\nabla V(\mathbf{r}^{(s)}) \cdot \mathbf{A} \cdot (\mathbf{r}^{(s)} - \mathbf{r}^{(C)}) = \nabla V(\mathbf{r}^{(C)}) \cdot \mathbf{A} \cdot (\mathbf{r}^{(s)} - \mathbf{r}^{(C)}) + \int_0^1 d\tau (\mathbf{r}^{(s)} - \mathbf{r}^{(C)}) \cdot \left(\mathbf{A} \frac{\partial^2 V(\mathbf{r}^{(s)})}{\partial (\mathbf{r}^{(s)})^2} \Big|_{\mathbf{r}^{(s)} = \bar{\mathbf{r}}^{(s)}(\tau)} \right) \cdot (\mathbf{r}^{(s)} - \mathbf{r}^{(C)}). \quad (\text{B5})$$

Since V is a convex function, $\partial^2 V(\mathbf{r}^{(s)})/\partial (\mathbf{r}^{(s)})^2$ is a positive semi-definite matrix, and therefore $\mathbf{A} \partial^2 V(\mathbf{r}^{(s)})/\partial (\mathbf{r}^{(s)})^2$ has non-negative eigenvalues. Thus, for each τ

$$(\mathbf{r}^{(s)} - \mathbf{r}^{(C)}) \cdot \left(\mathbf{A} \frac{\partial^2 V(\mathbf{r}^{(s)})}{\partial (\mathbf{r}^{(s)})^2} \Big|_{\mathbf{r}^{(s)} = \bar{\mathbf{r}}^{(s)}(\tau)} \right) \cdot (\mathbf{r}^{(s)} - \mathbf{r}^{(C)}) \geq 0. \quad (\text{B6})$$

Combining Eqs. (B2), (B5), and (B6), then summing the result over s leads us to

$$\sum_{s=1}^P [V(\mathbf{r}^{(s)}) - V(\mathbf{r}_{0,1}^{(s)})] \leq \nabla V(\mathbf{r}^{(C)}) \cdot \mathbf{A} \cdot \sum_{s=1}^P (\mathbf{r}^{(s)} - \mathbf{r}^{(C)}) = 0, \quad (\text{B7})$$

proving that in this case $\mathcal{Z}_{\text{sc}}^{0,1}$ is bound in a way that does not depend on P

$$\mathcal{Z}_{\text{sc}}^{0,1} \leq \left[\prod_{i=1}^N \frac{m_i(1)}{m_i(0)} \right]^{D/2}. \quad (\text{B8})$$

Appendix C: Optimal choice of mass discretization and reference masses for the stepwise application of direct estimators

In this appendix we discuss choices of λ_j and $\bar{\lambda}_j$ that minimize the root mean square error of the direct esti-

mator expression (17). In other words, we discuss the optional choice of the partition of the interval $[0, 1]$ into subintervals $[\lambda_{j-1}, \lambda_j]$ and the optimal choice of the reference masses ($\bar{\lambda}_j$) in each of the subintervals $[\lambda_{j-1}, \lambda_j]$.

The first part of the problem is the choice of $\bar{\lambda}$ that minimizes the statistical error of the ratio $\langle \mathcal{Z}_{\text{sc}}^{\bar{\lambda},1} \rangle / \langle \mathcal{Z}_{\text{sc}}^{\bar{\lambda},0} \rangle$. Estimating the root mean square error of this ratio analytically is problematic as the averages are obtained from the same Monte Carlo trajectory, and hence are correlated. Even if one could neglect the correlation between the two averages, the resulting estimate for an optimal $\bar{\lambda}$ value would be too complicated to be useful. Yet, we can suggest two rules of thumb based on an approximate behavior in the deep quantum regime because the most quantum degrees of freedom typically contribute the most to the statistical error. [Equation (A13) can be shown to imply this.] For simplicity let us consider a one-dimensional harmonic oscillator with force constant k , mass changed from $m(0)$ to $m(1) > m(0)$, and $m(\lambda)$ given by the inverse square root interpolation formula (7). Assuming the averages of $\mathcal{Z}_{\text{sc}}^{\bar{\lambda},1}$ and $\mathcal{Z}_{\text{sc}}^{\bar{\lambda},0}$ to be approximately independent and to have the limiting behavior of Eq. (A3) at low temperatures allows us to write

$$\left[\frac{\Delta(\langle \mathcal{Z}_{\text{sc}}^{\bar{\lambda},1} \rangle / \langle \mathcal{Z}_{\text{sc}}^{\bar{\lambda},0} \rangle)}{\langle \mathcal{Z}_{\text{sc}}^{\bar{\lambda},1} \rangle / \langle \mathcal{Z}_{\text{sc}}^{\bar{\lambda},0} \rangle} \right]^2 \approx \left[\frac{\langle (\mathcal{Z}_{\text{sc}}^{\bar{\lambda},1})^2 \rangle}{\langle \mathcal{Z}_{\text{sc}}^{\bar{\lambda},1} \rangle^2} + \frac{\langle (\mathcal{Z}_{\text{sc}}^{\bar{\lambda},0})^2 \rangle}{\langle \mathcal{Z}_{\text{sc}}^{\bar{\lambda},0} \rangle^2} - 2 \right] \\ \beta \xrightarrow{\infty} \frac{\sqrt{m(1)[2m(\bar{\lambda}) - m(1)]}}{m(\bar{\lambda})} \exp \left\{ \beta \hbar \sqrt{k} \left[\frac{1}{\sqrt{m(1)}} - \frac{1}{2\sqrt{m(\bar{\lambda})}} - \frac{1}{2} \sqrt{\frac{2}{m(1)} - \frac{1}{m(\bar{\lambda})}} \right] \right\} \\ + \frac{\sqrt{m(0)[2m(\bar{\lambda}) - m(0)]}}{m(\bar{\lambda})} \exp \left\{ \beta \hbar \sqrt{k} \left[\frac{1}{\sqrt{m(0)}} - \frac{1}{2\sqrt{m(\bar{\lambda})}} - \frac{1}{2} \sqrt{\frac{2}{m(0)} - \frac{1}{m(\bar{\lambda})}} \right] \right\}. \quad (\text{C1})$$

We also assume that $\mathcal{Z}_{\text{sc}}^{\bar{\lambda},1}$ does not exhibit a divergent behavior [as described in Appendix A], since it could only appear in this problem for very exotic mass differences [$m(1) > 2m(0)$] and a too sparse discretization into λ subintervals. In the $\beta \rightarrow \infty$ limit, differentiating either term in (C1) with respect to $\bar{\lambda}$ and dividing the result by $\beta dm(\bar{\lambda})/d\bar{\lambda}$ leads to an expression whose magnitude

in the $\beta \rightarrow \infty$ limit will be mainly determined by the argument of the exponential. The minimum corresponds to derivatives of the two terms having the same magnitude to cancel out, which implies the arguments of the two exponentials being approximately equal. Straightforward algebra indicates the argument of the first exponent is larger than in the second one at $\bar{\lambda} = 1/2$, while the

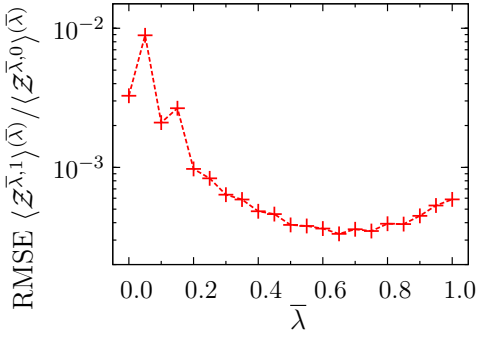


Figure 6. Relative root mean square error (RMSE) of $\langle \mathcal{Z}^{\bar{\lambda},1} \rangle / \langle \mathcal{Z}^{\bar{\lambda},0} \rangle$ as a function of $\bar{\lambda}$ for the harmonic system used in Ref. 16 with $\beta\hbar\omega_0 = 32$.

inequality is reversed at $\bar{\lambda} = 1$, implying that the minimum lies in the interval $[1/2, 1]$, which is consistent with the optimal $\bar{\lambda}$ value found in test calculations we have

$$\left[\frac{\Delta(\langle \mathcal{Z}_{sc}^{\bar{\lambda},1} \rangle / \langle \mathcal{Z}_{sc}^{\bar{\lambda},0} \rangle)}{\langle \mathcal{Z}_{sc}^{\bar{\lambda},1} \rangle / \langle \mathcal{Z}_{sc}^{\bar{\lambda},0} \rangle} \right]^2 \lesssim_{\beta \rightarrow \infty} \exp \left\{ \frac{\beta\hbar\sqrt{k}}{2} \left[\frac{1}{\sqrt{m(0)}} - \frac{1}{\sqrt{m(1)}} \right] \right\} \approx \frac{Q(1)}{Q(0)}. \quad (\text{C2})$$

In this approximation the problem of minimizing statistical error of a “stepwise” direct estimator isotope effect calculation is equivalent to minimizing a sum of positive terms whose product is fixed. Since the solution of the latter problem requires all terms of the sum being equal, the resulting rule of thumb is to pick the intermediate isotope effects approximately equal in magnitude. In the low temperature limit, and mass interpolation (7), this is equivalent to having the intermediate isotope effects correspond to λ subintervals of equal size. To check this estimate we ran some test calculations for the same system as in Subsection III B with $\beta\hbar\omega_0 = 32$ using direct estimators and $J = 2$ with different values of λ_1 . The resulting root mean square errors are plotted in Fig. 7; for this rather quantum harmonic oscillator root mean square error is indeed minimized if λ_1 is close to $1/2$.

Appendix D: Details of combining direct estimators with stochastic change of mass

The procedure for changing masses between discrete values $\bar{\lambda}_j$ of λ for SDE is mostly the same as the one described for STI in Subsection II C of Ref. 16, but for two important differences. First, the umbrella potential $U_b(\lambda)$ is now updated in such a way that it satisfies for

performed with several harmonic systems. We have not observed a significant difference between statistical errors obtained for $\bar{\lambda} = 1/2$ or $\bar{\lambda} = 1$ in a wide range of situations; in the limit of large J , however, picking $\bar{\lambda} = 1/2$ becomes numerically identical to performing thermodynamic integration with the midpoint rule, while choosing $\bar{\lambda} = 1$ would correspond to the right hand rule, which should lead to worse performance. $\bar{\lambda} = 1/2$ was therefore the choice used in this work.

To illustrate our estimate for the optimal $\bar{\lambda}$, in Fig. 6 we plot root mean square error of $\langle \mathcal{Z}^{\bar{\lambda},1} \rangle / \langle \mathcal{Z}^{\bar{\lambda},0} \rangle$ as a function of $\bar{\lambda}$ for the same harmonic system as in Subsection III B with $\beta\hbar\omega_0 = 32$. Evidently, the optimal $\bar{\lambda}$ is in the interval $[1/2, 1]$ and is quite close to $1/2$.

We will now discuss the best way to partition a large isotope effect into smaller isotope effects, each of which can be evaluated with the original direct estimators. Assuming that the midpoint was used for an evaluation of an intermediate isotope effect $Q(\lambda'')/Q(\lambda')$ one can obtain the following approximate upper bound for the relative statistical error in the low temperature limit

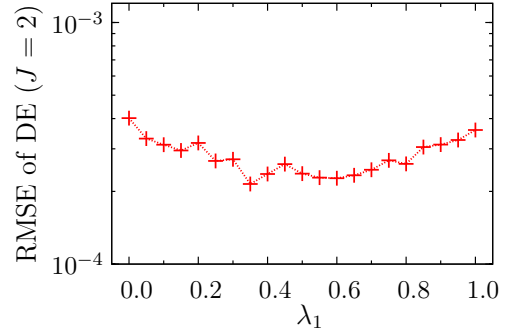


Figure 7. Relative root mean square error (RMSE) of the isotope effect evaluated with direct estimators [DE, Eq. (17)] with $J = 2$ as a function of λ_1 for the harmonic system used in Ref. 16 with $\beta\hbar\omega_0 = 32$.

all $j = 1, \dots, J - 1$ the condition

$$\exp\{\beta[U_b(\bar{\lambda}_j) - U_b(\bar{\lambda}_{j+1})]\} = \frac{\langle \mathcal{Z}_{sc}^{\bar{\lambda}_{j+1}, \lambda_j} \rangle(\bar{\lambda}_{j+1})}{\langle \mathcal{Z}_{sc}^{\bar{\lambda}_j, \lambda_j} \rangle(\bar{\lambda}_j)} \quad (\text{D1})$$

in order to minimize the statistical error of the calculated isotope effect. Second, since the evaluation of the acceptance criterion for the simple λ -move appearing in Eq. (23) of Ref. 16 is computationally inexpensive and we only need to consider a finite (and typically small) number of λ -values, it is possible to include the accep-

tance probability into the trial distribution, leading to the following procedure:

Simple λ -move:

1. For each $j = 1, \dots, J$ calculate:

$$p_j = \left[\prod_{i=1}^N m_i(\bar{\lambda}_j) \right] \times \exp \left[-\frac{P}{2\beta\hbar^2} \sum_{i=1}^N m_i(\bar{\lambda}_j) \sum_{s=1}^P |\mathbf{r}_i^{(s)} - \mathbf{r}_i^{(s-1)}|^2 - \beta U_b(\bar{\lambda}_j) \right] \quad (\text{D2})$$

$$\tilde{p}_j = \frac{\sum_{j'=1}^j p_{j'}}{\sum_{j'=1}^J p_{j'}} \quad (\text{D3})$$

2. Choose a random number Δ distributed uniformly over $[0, 1]$.

3. Choose j' which is the smallest integer satisfying

$$\Delta < \tilde{p}_{j'}. \quad (\text{D4})$$

4. Set $j = j'$, $\lambda = \bar{\lambda}_{j'}$.

It was mentioned in Subsection II C of Ref. 16 that simple λ -moves used for stochastic thermodynamic integration cannot lead to large changes of λ as the corresponding acceptance ratio [Eq. (23) of Ref. 16, which is basically the ratio of two different p_j from Eq. (D2)]

exhibits a maximum which becomes sharper with larger values of P . We note that the SDE variant of the procedure outlined above cannot address this issue, as the smallest λ step one can make is limited by J , and therefore becomes less efficient at lower temperatures, as observed in the numerical results for methane deuteration in Subsection III C.

Finally, as for the mass-scaled λ -move, the only difference from the procedure for STI in Ref. 16 is that, in the case of SDE, the trial λ values [Eq. (24) Ref. 16] are picked not from the entire $[0, 1]$ interval, but only from among the reference $\bar{\lambda}_j$ values.

Appendix E: Estimate of the relative path integral discretization error

To estimate the discretization error of the path integral representation Q_P of the partition function we start from the identity,

$$Q_P = Q + \mathcal{O}\left(\frac{1}{P^n}\right) = Q + \frac{c}{P^n} + o\left(\frac{1}{P^n}\right), \quad (\text{E1})$$

where c is independent of P and the integer n depends on the factorization used to derive Q_P [in particular, $n = 2$ for the Lie-Trotter and $n = 4$ for Takahashi-Imada⁵¹ and Suzuki-Chin (SC)^{52,53} factorizations]. As usual, the little- o symbol is defined by the relation $f(x) = o[g(x)]$ if $g(x) \neq 0$ in some neighborhood of $x = 0$ and $\lim_{x \rightarrow 0} f(x)/g(x) = 0$. We proceed to rewrite the relative discretization error of Q_P as

$$\begin{aligned} \frac{Q_P - Q}{Q} &= \frac{c/P^n + o(P^{-n})}{Q} = \frac{1}{1 - 2^{-n}} \frac{Q + c/P^n - Q - c/(2P)^n + o(P^{-n})}{Q_P + \mathcal{O}(P^{-n})} \\ &= \frac{1}{1 - 2^{-n}} \frac{Q_P - Q_{2P} + o(P^{-n})}{Q_P + \mathcal{O}(P^{-n})} = \frac{1}{1 - 2^{-n}} \frac{Q_P - Q_{2P}}{Q_P} + o(P^{-n}). \end{aligned} \quad (\text{E2})$$

It follows that we can estimate the discretization error of Q_P if we can estimate the ratio Q_{2P}/Q_P . We shall therefore derive a direct estimator for Q_{2P}/Q_P ; for simplicity, we will do this explicitly only for the special case of Lie-Trotter splitting ($n = 2$). The derivation, which resembles that presented in Ref. 57 for the direct estimator of Q_P/Q_1 , starts by expressing Q_{2P} as

$$Q_{2P} = \left(\frac{P}{\pi\beta\hbar^2}\right)^{DNP} \left(\prod_{i=1}^N m_i\right)^{DP} \int d\mathbf{r}' d\mathbf{r} \times \exp \left\{ -\frac{P}{\beta\hbar^2} \sum_{s=0}^{P-1} \left(\|\mathbf{r}'^{(s)} - \mathbf{r}^{(s)}\|_+^2 + \|\mathbf{r}'^{(s)} - \mathbf{r}^{(s+1)}\|_+^2 \right) - \frac{\beta}{2P} \sum_{s=1}^P \left[V(\mathbf{r}'^{(s)}) + V(\mathbf{r}^{(s)}) \right] \right\}, \quad (\text{E3})$$

where both \mathbf{r} and \mathbf{r}' are sets of P vector variables in the system's configuration space, $\|\mathbf{r}^{(s)}\|_+$ denotes the norm of a contravariant vector $\mathbf{r}^{(s)}$ in the system's configura-

tion space; it is evaluated as

$$\|\mathbf{r}^{(s)}\|_+^2 := \sum_{i=1}^N m_i |\mathbf{r}_i^{(s)}|^2, \quad (\text{E4})$$

where $\mathbf{r}_i^{(s)}$ is the component of $\mathbf{r}^{(s)}$ corresponding to parti-

cle i . Being a norm induced by an inner product, $\|\cdot\|_+$ satisfies the parallelogram law

$$\|\mathbf{r}'^{(s)} - \mathbf{r}^{(s)}\|_+^2 + \|\mathbf{r}'^{(s)} - \mathbf{r}^{(s+1)}\|_+^2 = \frac{1}{2}(\|2\mathbf{r}'^{(s)} - \mathbf{r}^{(s+1)} - \mathbf{r}^{(s)}\|_+^2 + \|\mathbf{r}^{(s)} - \mathbf{r}^{(s+1)}\|_+^2), \quad (\text{E5})$$

which allows to rewrite Q_{2P} as

$$Q_{2P} = C \int \mathcal{W}_2 d\mathbf{r} \rho(\mathbf{r}), \quad (\text{E6})$$

where \mathcal{W}_2 , defined as

$$\mathcal{W}_2 = \int \exp \left\{ \frac{\beta}{2P} \sum_{s=1}^P [V(\mathbf{r}^{(s)}) - V(\mathbf{r}'^{(s)})] \right\} \prod_{s=1}^P \left[\left(\prod_{i=1}^N m_i \right)^{D/2} \left(\frac{2P}{\pi\beta\hbar^2} \right)^{DN/2} \exp \left(-\frac{2P}{\beta\hbar^2} \left\| \mathbf{r}'^{(s)} - \frac{\mathbf{r}^{(s)} + \mathbf{r}^{(s+1)}}{2} \right\|_+^2 \right) d\mathbf{r}'^{(s)} \right], \quad (\text{E7})$$

is obviously the direct estimator for Q_{2P}/Q_P . \mathcal{W}_2 can be evaluated by generating \mathbf{r}' with the Box-Muller method and averaging the resulting exponential factor; the procedure is in a way reminiscent of the last step of bisection path integral sampling method.^{9,58} Note that for large values of P the Gaussians from which \mathbf{r}' are sampled are quite narrow, making the sum $\sum_{s=1}^P [V(\mathbf{r}^{(s)}) - V(\mathbf{r}'^{(s)})]$ approach 0, which should in turn lead to a reasonably fast statistical convergence of the estimator.

Incidentally, one can express the discretization error of Q_P by evaluating a direct estimator for $Q_{P/2}/Q_P$, which we therefore denote $\mathcal{W}_{1/2}$. This estimator can be derived completely analogously, with the result

$$\mathcal{W}_{1/2} = \exp \left\{ \frac{\beta}{P} \sum_{s=1}^{P/2} [V(\mathbf{r}^{(2s-1)}) - V(\mathbf{r}^{(2s)})] \right\}. \quad (\text{E8})$$

Unlike \mathcal{W}_2 , $\mathcal{W}_{1/2}$ does not require additional evaluations of the potential energy; however, estimating discretization error from $Q_P/Q_{P/2}$ would typically yield less accurate results than estimating it from Q_{2P}/Q_P .

As for the discretization error of the isotope effect itself, one can similarly obtain the estimate

$$\begin{aligned} \frac{\text{IE}_P}{\text{IE}} - 1 &= \frac{1}{1 - 2^{-n}} \left(1 - \frac{\text{IE}_{2P}}{\text{IE}_P} \right) + o(P^{-n}) \\ &= \frac{1}{1 - 2^{-n}} \left(1 - \frac{\langle \mathcal{W}_2 \rangle^{(1)}}{\langle \mathcal{W}_2 \rangle^{(0)}} \right) + o(P^{-n}). \end{aligned} \quad (\text{E9})$$

In this case it is necessary to calculate two averages, at $\lambda = 0$ and $\lambda = 1$, to obtain the discretization error estimate.

To make sure that our estimates are correct we ran test calculations for one-dimensional harmonic oscillator

with $\beta\hbar\omega = 8$ at several P values, with the isotope effect corresponding to the doubling of the mass. The results, presented in Fig. 8, show that our method for estimating the discretization error becomes very accurate with increasing P , and in fact could, in principle, be used to decrease the discretization error of the calculation from $O(P^{-n})$ to $o(P^{-n})$ (by subtracting the error estimate from the result). Unfortunately, a practical Monte Carlo calculation also has a statistical error, which decreases only as an inverse square root of the total number of Monte Carlo steps, while Eq. (E1) implies that the discretization error decreases approximately as P^{-n} . Since the total cost of the calculation is approximately proportional to the product of the number of Monte Carlo steps and P , it is clear that in a practical calculation the statistical error will be much harder to decrease than the discretization error. Therefore, in this manuscript, we opted to use the discretization error estimate (E9) only to make sure that the discretization error of the isotope effect is smaller than statistical error. However, it is also possible to subtract these discretization error estimates from the calculated value of $\ln(\text{IE})$ in order to obtain a result that will be closer to the quantum limit, but whose discretization error can no longer be estimated. Thus the data presented in Table I for the CD_4/CH_4 isotope effect allow two different ways to interpret the results; the choice is left to the reader.

Finally, note that expressions analogous to Eqs. (E7) and (E8) can also be derived for the fourth-order Takahashi-Imada⁵¹ and Suzuki-Chin^{52,53} factorizations. One needs to be careful, however, since both fourth-order factorization replace V with an effective potential V_{eff} that, unlike V , depends on P . As for the Suzuki-Chin factorization, the matter is further complicated by the fact that the weight of this effective potential depends on the bead s at which it is evaluated.

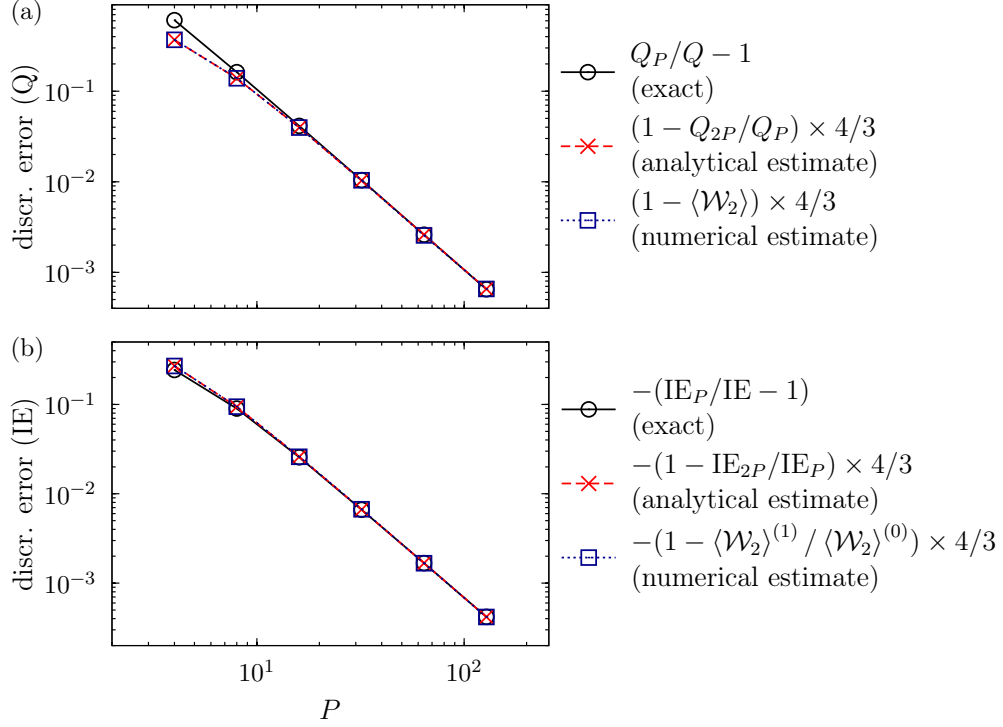


Figure 8. Comparison of exact analytical values of the path integral discretization error of (a) the partition function Q and (b) isotope effect with their estimates [Eqs. (E2) and (E9)], which were evaluated either analytically or numerically using the estimator (E7). The figure shows the dependence of the discretization error on the Trotter number P in a one-dimensional harmonic oscillator with $\beta\hbar\omega = 8$, and the isotope effect corresponds to the doubling of the mass.