

Scoring Strategic Agents

Ian Ball*

September 2, 2022

Abstract

I introduce a model of predictive scoring. A receiver wants to predict a sender’s quality. An intermediary observes multiple features of the sender and aggregates them into a score. Based on the score, the receiver makes a decision. The sender wants the most favorable decision, and she can distort each feature at a privately known cost. I characterize the most accurate scoring rule. This rule underweights some features to deter sender distortion, and overweights other features so that the score is correct on average. The receiver prefers this scoring rule to full disclosure because information aggregation mitigates his commitment problem.

Keywords: scoring, multidimensional signaling, screening, intermediation

JEL Codes: C72, D82, D83, D86.

*MIT Department of Economics, ianball@mit.edu. This paper was previously circulated with the title “Incentive-Compatible Prediction.” An earlier version of this paper was used as the first chapter of my dissertation at Yale. For continual guidance, I thank my advisor Dirk Bergemann and my committee members Larry Samuelson and Johannes Hörner. For helpful comments, I thank Nageeb Ali, Isaiah Andrews, Simon Board, Alessandro Bonatti, Tilman Börgers, Hector Chade, Gonzalo Cisternas, Joyee Deb, Jeff Ely, José-Antonio Espín-Sánchez, Mira Frick, Marina Halac, Rick Harbaugh, Tibor Heumann, Ryota Iijima, Navin Kartik, Deniz Kattwinkel, Jan Knoepfle, Soonwoo Kwon, Patrick Lahr, Stephan Laueremann, Ro’ee Levy, Xiangliang Li, Heng Liu, Niccolò Lomys, Erik Madsen, George Mailath, Chiara Margaria, Idione Meneghel, Meg Meyer, Konrad Mierendorff, Weicheng Min, Stephen Morris, Xiaosheng Mu, Miquel Oliu-Barton, Juan Ortner, Yujie Qian, Tim Roughgarden, Anna Rubinchik, Grant Schoenebeck, Eran Shmaya, Nicholas Snashall-Woodhams, Suk Joon Son, Rani Spiegler, Philipp Strack, Juuso Välimäki, Nisheeth Vishnoi, Allen Vong, Conor Walsh, Xinyang Wang, and Weijie Zhong.

1 Introduction

As data sources proliferate, predictive scores are increasingly used to guide important decisions. Banks use credit scores to set the terms of loans; judges use defendant risk scores to set bail; and online platforms score sellers, businesses, and job-seekers. We now live in a “scored society” (Citron and Pasquale, 2014). These scores have a common structure: an intermediary gathers data about an agent from different sources and then aggregates the agent’s features into a score that predicts a quality of interest. For example, a FICO credit score aggregates features such as credit utilization rate and length of credit history in order to predict a consumer’s creditworthiness.¹

Predictive scoring is not only a statistical problem—strategic manipulation presents an additional challenge. An agent who understands that she is being scored can distort her features to improve her score, without changing her quality. For example, a consumer can spread her spending across multiple credit cards to lower her credit utilization rate, without reducing her risk of default. “The scoring models may not be telling us the same thing that they have historically,” according to Mark Zandi, chief economist at Moody’s, “because people are so focused on their scores and working hard to get them up.”² Across different contexts, whenever scores influence high-stakes decisions, these scores tend to be manipulated.³ In the presence of such strategic behavior, what scoring rule induces the most accurate decisions?

To answer this question, I build a model of predictive scoring. There are three players: sender, intermediary, and receiver. The sender is the agent being scored. The receiver wants to predict the *quality* of the sender. The intermediary observes multiple manipulable *features* of the sender, and commits to a rule for aggregating these features into a score (from an unrestricted set). The receiver sees this score and makes a decision. He wants his decision

¹According to FICO, its scores are used in 90% of U.S. lending decisions (<https://ficoscore.com>).

²“How More Americans Are Getting a Perfect Credit Score,” *Bloomberg*, August 14, 2017.

³For instance, hospitals admit healthy patients to improve their scorecards, and law schools hire their own graduates to boost their US News rankings; see Ederer et al. (2018).

to match the sender’s quality. The sender wants the most favorable decision, and she can distort each of her features at a cost. For each feature, the sender has two dimensions of private information. The *intrinsic level* is the value the feature would take if the sender did not distort it. The *distortion ability* parameterizes the sender’s cost of distorting that feature. The sender’s quality is correlated with the intrinsic levels of the features.

The intermediary designs the scoring rule to minimize the mean squared error between the receiver’s decision and the sender’s quality. If the sender’s features were exogenous, then predicting her quality would be a purely statistical problem. Instead, the intermediary must consider how the scoring rule motivates the sender to distort her features. Formally, each scoring rule induces a different game between the sender and receiver.

My main contribution is introducing and analyzing this model of scoring, which lies between signaling and screening in the level of commitment afforded to the decision-maker. I analyze all three settings in order of increasing commitment: signaling, scoring, and screening.

First, I consider a *signaling* setting without the intermediary. The receiver observes the sender’s features, which serve as signals of the sender’s quality. This signaling setting gives a lower bound on the intermediary’s payoff from optimal scoring since full disclosure is a feasible scoring rule.

In the signaling game, the sender’s distortion can interfere with the receiver’s prediction of the sender’s quality. I first show that the signaling game has exactly one equilibrium in linear strategies (Theorem 1). In this equilibrium, the sender distorts each feature in proportion to her distortion ability. If distortion ability is homogeneous in the population, then every sender type distorts her features by the same amount. The receiver anticipates this distortion and subtracts it to recover the sender’s intrinsic levels. If distortion ability is heterogeneous, however, each feature confounds the sender’s intrinsic level with her distortion ability. The receiver cannot distinguish a sender with a high intrinsic level and low distortion ability from a sender with a lower intrinsic level but higher distortion ability.

Next, I return to the main *scoring* setting in which the receiver learns

about the sender’s quality only through the intermediary’s score. While more information always helps a decisionmaker acting in isolation, here information aggregation can improve the receiver’s predictions by mitigating a commitment problem. To illustrate this problem, suppose that the receiver tried to discourage distortion by making his decision less sensitive to the sender’s features. In response, the sender would distort her features less. Her features would then be more informative about her quality, so the receiver would want to make his decision *more* sensitive to them.

I restrict attention to linear scoring rules. First, I characterize the type distributions for which optimal scoring yields strictly more accurate decisions than the signaling equilibrium (Theorem 2). My condition holds generically. When it is satisfied, the optimal scoring rule underweights some features in order to deter sender distortion, and it overweights other features so that the score remains correct on average. Theorem 3 characterizes this under- and over-weighting. A feature is underweighted more if distortion ability is more heterogeneous or the intrinsic level is more informative of quality. If the receiver could observe the sender’s features *ex post*, he would choose a different decision, but from the score alone he cannot disentangle the value of each feature.

Finally, I consider a *screening* setting in which the receiver can commit to his decision as a function of the sender’s features. Again, I focus on linear rules. Unlike in the scoring setting, the receiver can underweight every feature simultaneously. As commitment increases—from no commitment (signaling) to information commitment (scoring) to decision commitment (screening)—the receiver’s decision becomes less sensitive to the sender’s features, thus reducing the information loss from distortion (Theorem 4). Relative to scoring, screening increases the sender’s expected payoff since the reduced sensitivity lessens the sender’s burden to distort her features (Theorem 5).

The rest of the paper is organized as follows. The next subsection discusses related literature. Section 2 presents the model of predictive scoring. Section 3 analyzes the signaling game without the intermediary. Section 4 studies scoring. I characterize which decisions the intermediary can induce,

and I optimize over this set. In Section 5, I analyze the screening setting, and then I compare the solutions in the three settings. Section 6 shows that random scores cannot outperform the deterministic scores considered in the baseline model. The conclusion is in Section 7. Proofs are in Appendix A. Additional results are in Appendix B.

Related literature

The scoring problem I consider is interesting only in an environment in which (a) there are multiple signals (features), and (b) the sender’s preferences violate single-crossing. Previous signaling models, which have allowed only (a) or (b) separately, have not considered informational intermediation. The classical multi-dimensional signaling environments in [Engers \(1987\)](#) and [Quinzii and Rochet \(1985\)](#) admit fully separating equilibria, so there is no scope for intermediation to improve information transmission. In the single-signal elliptical environment of [Frankel and Kartik \(2019\)](#),⁴ and its Gaussian predecessors ([Bénabou and Tirole, 2006](#); [Fischer and Verrecchia, 2000](#); [Prendergast and Topel, 1996](#)), there are no fully separating equilibria because preferences violate single-crossing. Still, there is no scope for signal *aggregation* by an intermediary.

I analyze scoring in a multi-feature extension of [Frankel and Kartik’s \(2019\)](#) elliptical setting. Few papers have studied scoring as a form of intermediation. The closest paper is [Bonatti and Cisternas \(2020\)](#). In their model, a sequence of monopolists price-discriminate using a score that aggregates noisy measurements of past purchase quantities. Scores that overweight the distant past can improve information transmission. The driver of information loss in their model is exogenous noise, not a failure of single-crossing.⁵ In single-dimensional signaling games, [Rick \(2013\)](#) and [Whitmeyer \(2020\)](#) study the

⁴Elliptical distributions have been used in economics since at least [Owen and Rabinovitch \(1983\)](#) and [Chamberlain \(1983\)](#).

⁵[Segura-Rodriguez \(2021\)](#) studies the profit-maximizing sale of scores that aggregate multi-dimensional consumer data, but the consumer data is exogenous. He focuses instead on screening the data buyer, who has private information.

effect of garbling the signal over a noisy channel.⁶

In the screening problem that I study, in contrast to most work on screening, the screened agent chooses costly actions. The contemporaneous paper of [Frankel and Kartik \(2022\)](#) compares signaling and screening in the single-feature setting from [Frankel and Kartik \(2019\)](#). They show that the receiver benefits from committing to under-react to the sender’s feature.⁷ A related screening problem with a binary rather than continuous decision, termed strategic classification, is studied in computer science ([Dalvi et al., 2004](#); [Brückner and Scheffer, 2009](#); [Hardt et al., 2016](#)).⁸ Finally, [Björkegren et al. \(2021\)](#) estimate the parameters of a multi-feature screening model to obtain a practical estimator. In a field experiment in Kenya, they find that this estimator outperforms the naive unpenalized estimator.

The intermediary in my model controls information about the sender’s endogenous features. In the active literature on information design, by contrast, the state is generally exogenous. There are a few exceptions. In [Boleslavsky and Kim \(2021\)](#), [Rodina and Farragut \(2020\)](#), [Mekerishvili \(2018\)](#), and [Zapechelnnyuk \(2020\)](#), the designer simultaneously persuades the receiver and motivates the sender to exert effort.⁹ [Rodina \(2020\)](#) and [Hörner and Lambert \(2021\)](#) solve for effort-maximizing feedback in [Holmström’s \(1999\)](#) career concerns model. In my model, the objective is not to encourage productive effort, but rather to discourage unproductive distortion.

⁶In a moral hazard setting, [Crémer \(1995\)](#) shows that a principal may prefer a less accurate monitoring technology so that she finds it sequentially rational to refuse to renegotiate.

⁷In a more specialized model, [Duffie and Dworczak \(2021\)](#) study the optimal transaction-size weighting of a financial index in the presence of manipulation by traders.

⁸In economics, [Cunningham and Moreno de Barreda \(2019\)](#) studies a similar screening problem with a binary decision. [Hu et al. \(2019\)](#) consider strategic classification with heterogeneous distortion ability. They study how this heterogeneity affects the distribution of welfare across different sender types, while I focus on the informational loss for the receiver.

⁹[Perez-Richet and Skreta \(2022\)](#) study persuasion with a different model of distortion. The sender can falsify the input to the designer’s chosen test.

2 A model of predictive scoring

2.1 Setting

There are three players. The agent being scored is called the sender (she). An intermediary commits to a rule that maps the sender’s feature vector into a score. A receiver (he) observes this score and makes a decision.

The receiver wants to predict the sender’s *quality* $\theta \in \mathbf{R}$. The receiver makes a decision $y \in \mathbf{R}$, and his utility u_R is given by

$$u_R = -(y - \theta)^2.$$

Thus, the receiver matches his decision with his posterior expectation of θ .

The sender has k manipulable *features*, labeled $j = 1, \dots, k$, where $k \geq 1$. For each feature j , the sender privately knows her *intrinsic level* $\eta_j \in \mathbf{R}$ and her *distortion ability* $\delta_j \in \mathbf{R}_+$. (As a mnemonic, η is for *intrinsic* and δ is for *distortion*.) The intrinsic levels η_j are correlated with the quality θ —the joint distribution is specified in Section 2.2. The sender does not observe her quality θ .¹⁰

For each feature j , the sender chooses distortion $d_j \in \mathbf{R}$. Feature j takes the value

$$x_j = \eta_j + d_j.$$

The sender’s utility u_S is given by

$$u_S = y - (1/2) \sum_{j=1}^k d_j^2 / \delta_j.$$

The sender wants the decision y to be high, and she experiences a quadratic cost from distorting each feature. The higher the sender’s distortion ability δ_j , the lower is her marginal cost of distorting feature j . If $\delta_j = 0$, the sender cannot distort feature j , so $x_j = \eta_j$.¹¹

¹⁰The equilibria I construct would remain equilibria if the sender observed θ .

¹¹For $\delta_j = 0$, the sender’s utility is defined by the limit as δ_j converges down to 0.

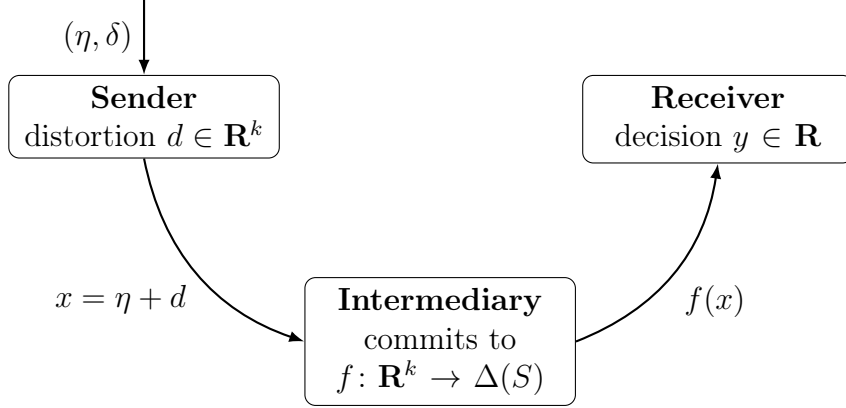


Figure 1. Flow of information

The intermediary, unlike the sender and receiver, has commitment power. Initially, the intermediary commits to a score set S and a scoring rule

$$f: \mathbf{R}^k \rightarrow \Delta(S),$$

which assigns to each realized feature vector x a random score in S .¹² The score set S is not restricted, but I will show that there is no loss in taking S equal to \mathbf{R} , the receiver's decision space. The intermediary has the same utility function as the receiver, so it wants the receiver's decision to be as accurate as possible (in the sense of minimizing mean-squared error). An interpretation is that the intermediary is a monopolist who sells a scoring service to the receiver and can extract a fixed share of the receiver's surplus.

The intermediary's scoring rule induces a game between the sender and receiver. Figure 1 illustrates the flow of information in this game. The sender observes her private type (η, δ) and then chooses how much to distort each feature. Her distorted feature vector x is observed by the intermediary. The intermediary assigns the score $f(x)$ and passes it to the receiver. Crucially, the receiver does not observe the feature vector x . From the score $f(x)$, the

¹²The intermediary in my model privately observes payoff-relevant choices by the sender, unlike a classical mediator (Aumann, 1974; Myerson, 1982, 1986; Forges, 1986) who elicits cheap talk reports.

receiver updates his beliefs about the sender's quality θ and makes a decision y . Finally, payoffs are realized.

2.2 Elliptical distribution

The $(1 + 2k)$ -vector (θ, η, δ) follows an elliptical distribution satisfying $\delta \geq 0$. The second moments are finite. Denote the mean and variance of (θ, η, δ) by

$$\mu = \begin{bmatrix} \mu_\theta \\ \mu_\eta \\ \mu_\delta \end{bmatrix} \quad \text{and} \quad \Sigma = \begin{bmatrix} \sigma_\theta^2 & \Sigma_{\theta\eta} & \Sigma_{\theta\delta} \\ \Sigma_{\eta\theta} & \Sigma_{\eta\eta} & \Sigma_{\eta\delta} \\ \Sigma_{\delta\theta} & \Sigma_{\delta\eta} & \Sigma_{\delta\delta} \end{bmatrix}.$$

The family of elliptical distributions generalizes the multivariate Gaussian. For multivariate Gaussian distributions, (i) the isodensity curves are concentric ellipses centered at the mean, and (ii) along any ray emanating from the mean, the density decays exponentially in the square distance. Elliptical distributions retain property (i) but relax property (ii) to allow for any normalized radial density function.¹³ In particular, the elliptical family includes distributions satisfying the sign restriction $\delta \geq 0$ (which jointly restricts μ , Σ , and the radial density function.) One such example is a uniform distribution on the interior of a suitable ellipse. In general, any elliptical distribution can be truncated so as to have bounded support, while remaining elliptical.¹⁴

Elliptical distributions are the most general class with the linear conditional expectations property; see the monograph of [Fang et al. \(1989\)](#). Denote the regression coefficient vector from regressing a random variable Y on a random vector X by $\text{reg}(Y|X) = \text{var}^{-1}(X) \text{cov}(Y, X)$, provided that X and Y have finite second moments and $\text{var}(X)$ has full rank.

¹³An elliptical distribution need not even have a density. The most general definition uses the characteristic function. A random vector X is elliptical if there exists a vector μ , a positive semidefinite matrix Σ , and a function ϕ such that $\mathbf{E}[e^{it^T(X-\mu)}] = \phi(t^T\Sigma t)$ for all real vectors t ; see [Cambanis et al. \(1981\)](#).

¹⁴For the truncation, set the density to zero when the density is below a fixed threshold. The support of the truncated distribution is an ellipsoid. Other full-support elliptical distributions are the Student, Laplace, and stable distributions.

Lemma 1 (Linear conditional expectations)

Let $X = A\eta + B\delta$ for some matrices A and B . If $\text{var}(X)$ has full rank, then

$$\mathbf{E}[\theta|X] = \mu_\theta + \text{reg}^T(\theta|X)(X - \mathbf{E}[X]).$$

No matter the distribution of (η, δ) , the regression on the right side is the best *linear* prediction of θ from X . When (η, δ) is elliptically distributed, this regression is the best unrestricted prediction as well.

Lastly, I impose standing assumptions on the covariance.

Assumptions (Covariance)

- A1. $\Sigma_{\eta\theta} \neq 0$.
- A2. $\Sigma_{\eta\eta} - \Sigma_{\eta\delta}\Sigma_{\delta\delta}^\dagger\Sigma_{\delta\eta}$ has full rank.¹⁵
- A3. $\Sigma_{\delta\delta}$ is componentwise nonnegative.
- A4. $\Sigma_{\delta\theta} = 0$ and $\Sigma_{\delta\eta} = 0$.

The first two assumptions are technical. Assumption A1 ensures that at least one of the sender's intrinsic levels provides information about her quality θ . In Assumption A2, the matrix expression is proportional to the conditional variance of η given δ .¹⁶ I require this matrix to have full rank so that the distorted feature vector will be nondegenerate.

The next two assumptions are more substantive. Assumption A3 says that the sender's distortion abilities on different features are nonnegatively correlated. Assumption A4 says that the sender's distortion abilities are not correlated with her quality or with her intrinsic levels. This stylized assumption keeps the analysis tractable, and it captures the motivation that the sender's intrinsic levels are what convey information about her quality.

¹⁵Here, $\Sigma_{\delta\delta}^\dagger$ denotes the Moore–Penrose inverse of $\Sigma_{\delta\delta}$.

¹⁶For elliptical distributions, the conditional variance $\text{var}(\eta|\delta)$ is random, but every realization is a scalar multiple of $\Sigma_{\eta\eta} - \Sigma_{\eta\delta}\Sigma_{\delta\delta}^\dagger\Sigma_{\delta\eta}$ (Cambanis et al., 1981, Corollary 5).

3 Signaling without the intermediary

For this section, drop the intermediary and suppose that the receiver directly observes the sender’s distorted feature vector. The sender and receiver play a signaling game, with features as signals. This signaling setting gives a lower bound on the intermediary’s payoff from optimal scoring since full disclosure is a feasible scoring rule.

3.1 Linear equilibrium characterization

In the signaling game, (pure) strategies are defined as follows. Let T denote the support of (η, δ) . A distortion strategy for the sender is a map $d: T \rightarrow \mathbf{R}^k$, which assigns a distortion vector to each sender type. A decision strategy for the receiver is a map $y: \mathbf{R}^k \rightarrow \mathbf{R}$, which assigns a decision to each feature vector.

I focus on *linear equilibria*, i.e., Bayes–Nash equilibria in which each player’s strategy is linear (technically affine).¹⁷ Suppose that the receiver uses the linear strategy

$$y(x) = b_0 + b^T x,$$

for some intercept b_0 and coefficient vector $b = (b_1, \dots, b_k)$. Given this strategy, the sender’s utility from distortion vector d is

$$b_0 + b^T(\eta + d) - (1/2) \sum_{j=1}^k d_j^2 / \delta_j.$$

This expression is strictly concave in d and additively separable across features. The marginal benefit of distorting feature j equals b_j ; the marginal cost equals d_j / δ_j . Equating these expressions yields the sender’s best response: $d_j(\eta, \delta) =$

¹⁷The sign restriction $\delta \geq 0$, combined with the elliptical symmetry of (η, δ) , forces (η, δ) to have bounded support. Hence, some feature vectors are off-path. For some parameter values, it is possible to select beliefs and decisions off-path to support linear equilibrium outcomes as perfect Bayesian equilibria. For other parameter values, a small tweak in the distributional assumptions is required. See Appendix A.1 for a detailed discussion of linear equilibria and alternative solution concepts.

$b_j \delta_j$ for each j . That is, $d(\eta, \delta)$ is the componentwise product $b \circ \delta$.

If the sender plays this best response $d(\eta, \delta) = b \circ \delta$, her feature vector equals $\eta + b \circ \delta$. The equilibrium condition is

$$b_0 + b^T(\eta + b \circ \delta) = \mathbf{E}[\theta | \eta + b \circ \delta]. \quad (1)$$

This is an equality between random variables. The left side is the decision specified by the receiver's strategy. The right side is the receiver's posterior expectation of θ upon seeing the sender's feature vector. The intercept b_0 , which does not affect the sender's distortion incentives, must be chosen so that the expected decision equals μ_θ . Since b_0 is pinned down by b , hereafter I mention only the coefficient vector b . By Lemma 1, the linear equilibrium condition reduces to the regression equation

$$b = \text{reg}(\theta | \eta + b \circ \delta). \quad (2)$$

The variance of $\eta + b \circ \delta$ is quadratic in the coefficient vector b , so (2) is cubic.¹⁸ Nevertheless, the covariance assumptions guarantee equilibrium existence and uniqueness.

Theorem 1 (Existence and uniqueness)

The signaling game has exactly one linear equilibrium.

The only covariance assumption required for existence is A2, which gives a uniform lower bound on $\text{var}(\eta + b \circ \delta)$. Therefore, the regression vector $\text{reg}(\theta | \eta + b \circ \delta)$ is bounded, so existence follows from Brouwer's fixed point theorem.

Uniqueness uses the substantive covariance assumptions A3 and A4. The

¹⁸This contrasts with other linear-quadratic settings. In classical linear-quadratic coordination games (Morris and Shin, 2002) and their generalization in Lambert et al. (2018), the equilibrium condition is linear because signals are exogenous. In Kyle (1985), the signal is endogenous, but the sensitivity of the sender's (insider's) best response is *inversely* proportional to the sensitivity of the receiver's (market maker's) strategy. As a result, the equilibrium condition is quadratic.

intuition is clearest with a single feature ($k = 1$). In that case,

$$\text{reg}(\theta|\eta + b\delta) = \frac{\sigma_{\theta\eta}}{\sigma_{\eta}^2 + b^2\sigma_{\delta}^2}.$$

Consider an equilibrium with coefficient $b^* > 0$. If the receiver increases the sensitivity to b , then the sender's best response is to distort her feature more. This makes the sender's feature less informative, so the receiver's best response is *less* sensitive:

$$\text{reg}(\theta|\eta + b \circ \delta) < \text{reg}(\theta|\eta + b^* \circ \delta) = b^* < b.$$

Symmetrically, if the receiver reduces the sensitivity below b^* , the sender's best response is to distort less, making the receiver's best response more sensitive. If there are multiple uncorrelated features, then this argument can be applied componentwise.

In the general case with multiple correlated features, the receiver's best-response weight on one feature depends on the sender's distortion on other features as well. I show that a coefficient vector is a linear equilibrium if and only if it minimizes the function

$$\Phi(b) = \text{var}(b^T\eta - \theta) + (1/2) \text{var}(b^T(b \circ \delta)).$$

This function is strictly convex, so it has at most one minimizer. The function Φ is similar to a potential function ([Rosenthal, 1973](#); [Monderer and Shapley, 1996](#)).¹⁹ The factor of 1/2 in Φ isolates the unilateral marginal effect of the receiver's strategy on the squared decision error; the other half comes from the sender's distortion strategy.

¹⁹If the sender and receiver are restricted to linear strategies, then the signaling game is best-response equivalent to a *zero-sum* game, not an identical interest game (as in a best-response potential games; see [Voorneveld, 2000](#)). In this zero-sum game, each player's utility function is concave, so it can be shown that continuous best-response dynamics converge to the unique linear equilibrium; see [Barron et al. \(2010\)](#), which generalizes [Hofbauer and Sorin \(2006\)](#).

3.2 Information loss from distortion

If the receiver could observe the sender's type (η, δ) , he would form the posterior expectation

$$\mathbf{E}[\theta|\eta, \delta] = \beta_0 + \beta^T \eta,$$

where $\beta = \text{reg}(\theta|\eta)$. An equilibrium is *fully informative* if the receiver's decision coincides with $\mathbf{E}[\theta|\eta, \delta]$.²⁰

Proposition 1 (Fully informative equilibrium)

In the signaling game, the unique linear equilibrium is fully informative if and only if $(\beta \circ \beta)^T \delta$ is constant, i.e., $(\beta \circ \beta)^T \Sigma_{\delta\delta}(\beta \circ \beta) = 0$.

If the distortion ability vector δ is homogeneous in the population, the equilibrium is fully informative. Without uncertainty about the sender's distortion ability, the sender's choice of distortion can be perfectly anticipated in equilibrium and subtracted to recover the intrinsic levels. Even if the distortion $\beta \circ \delta$ cannot be perfectly anticipated, as long as its decision contribution $\beta^T(\beta \circ \delta)$ can be, there is no information loss, according to Proposition 1.

If the signaling equilibrium is fully informative, then the intermediary can do no better than fully revealing the sender's full feature vector. Therefore, I am primarily interested in the case in which $\Sigma_{\delta\delta}$ has full rank. In this case, Proposition 1 guarantees that the unique linear equilibrium in the signaling game is not fully informative. In fact, there is no fully informative Bayes–Nash equilibrium, linear or otherwise; see Appendix B.1.

How does the receiver's utility in the unique linear equilibrium depend on the utility weight that the sender places on the decision? Following Frankel and Kartik (2019), suppose that the sender's utility equals

$$\alpha y - (1/2) \sum_{j=1}^k d_j^2 / \delta_j,$$

where $\alpha > 0$. Call α the sender's *stake* in the decision. Dividing the sender's utility by α does not change her preferences, so the model with stake α is

²⁰Redefining θ to equal $\mathbf{E}[\theta|\eta, \delta]$ would not change equilibrium play.

equivalent to the baseline model with distortion ability $\alpha\delta$ in place of δ , or equivalently, distortion variance $\alpha^2\Sigma_{\delta\delta}$ in place of $\Sigma_{\delta\delta}$.

Proposition 2 (Stakes and information loss)

If $\Sigma_{\delta\delta}$ has full rank, then the receiver’s signaling utility is strictly decreasing in the sender’s stake.

That is, the receiver’s equilibrium decision becomes less accurate as stakes increase. Fixing a strategy for the receiver, it is clear that higher stakes add more noise to the sender’s feature vector, reducing decision accuracy. But with higher stakes, the receiver’s equilibrium strategy also changes. I show that the change in the receiver’s strategy is not large enough to offset the direct effect of the increased stakes.

Frankel and Kartik (2019, Proposition 4, p. 1761) establish the same conclusion as Proposition 2 in their single-feature signaling setting. With multiple features, the comparative statics are more subtle. One might expect that increasing $\Sigma_{\delta\delta}$ in the positive semidefinite order (which is equivalent to scaling up $\Sigma_{\delta\delta}$ if $k = 1$) would reduce the receiver’s equilibrium utility, but this does not hold in general; see the counterexample in Appendix B.2.

4 Scoring

Now I return to the scoring model with the intermediary. I use the revelation principle to characterize the linear decision rules that the intermediary can induce. Then I maximize the intermediary’s objective over this set, and I analyze the optimal weight placed on each feature.

4.1 Revelation principle and obedience

Each scoring rule $f: \mathbf{R}^k \rightarrow \Delta(S)$ induces a game between the sender and receiver. In this game, the sender chooses a (mixed) strategy $d: T \rightarrow \Delta(\mathbf{R}^k)$ and the receiver chooses a (mixed) strategy $y: S \rightarrow \Delta(\mathbf{R})$. The intermediary’s score set S is unrestricted, but the logic of the revelation principle from

Myerson (1986) shows that there is no loss in restricting to direct, obedient scoring rules, i.e., scores are decision recommendations that the receiver is willing to obey. Formally, if (d, y) is a Bayes–Nash equilibrium of the game induced by a scoring rule f , then (d, id) , where id denotes the identify function, is a Bayes–Nash equilibrium of the game induced by the direct scoring rule $y \circ f: \mathbf{R}^k \rightarrow \Delta(\mathbf{R})$.

As in the signaling benchmark, I restrict attention to equilibria in which the receiver’s decision is a linear function of the sender’s feature vector. Formally, I restrict attention to scoring rule–equilibrium pairs $(f; d, y)$ for which $y \circ f$ is a deterministic²¹ linear function from \mathbf{R}^k to \mathbf{R} . This restriction keeps the problem tractable, and it ensures that the comparison between scoring and signaling isolates the effect of intermediation (rather than nonlinearity).

Once I impose this substantive linearity restriction, the revelation principle says that there is no *further* loss in restricting attention to obedient scoring rules $f: \mathbf{R}^k \rightarrow \mathbf{R}$ of the form

$$f(x) = b_0 + b^T x,$$

for some intercept b_0 and coefficient vector $b = (b_1, \dots, b_k)$. As in the signaling game, the sender’s best response is $d(\eta, \delta) = b \circ \delta$. The receiver’s obedience condition is

$$b_0 + b^T(\eta + b \circ \delta) = \mathbf{E}[\theta | b_0 + b^T(\eta + b \circ \delta)]. \quad (3)$$

The right side is the receiver’s posterior expectation of θ upon seeing the score. This condition is weaker than the signaling equilibrium condition (1) because the receiver has less information. With multiple features, the level curves of the scoring rule are parallel hyperplanes normal to the coefficient vector b . The receiver forms his posterior expectation knowing only the hyperplane on which the sender’s feature vector lies.²²

By the linear conditional expectations property (Lemma 1), condition (3)

²¹Given the linearity restriction, allowing random scoring rules does not change the optimum. See Proposition 5.

²²With a single feature ($k = 1$), conditions (3) and (1) are equivalent, except that scoring allows $b = 0$, i.e., providing no information.

holds if and only if either $b = 0$ or else $b \neq 0$ and

$$1 = \text{reg}(\theta | b^T(\eta + b \circ \delta)),$$

where b_0 is not mentioned since it is pinned down by b . While the signaling equilibrium condition matches the regression coefficient on every feature, obedience pins down only the regression coefficient on the score.

4.2 Optimal scoring

Now I maximize the intermediary’s objective over the space of obedient linear scoring rules. Obedience implies that the expected decision equals μ_θ , so the mean decision error is zero. After a bias–variance decomposition, the mean-squared error reduces to the variance. Writing out the regression equation, the intermediary’s problem becomes

$$\begin{aligned} & \text{minimize} && \text{var}(b^T(\eta + b \circ \delta) - \theta) \\ & \text{subject to} && \text{var}(b^T(\eta + b \circ \delta)) = \text{cov}(b^T(\eta + b \circ \delta), \theta). \end{aligned} \tag{4}$$

Proposition 3 (Scoring existence and uniqueness)

The scoring problem (4) has exactly one solution.

Denote the solution by b^{score} . I compare b^{score} with the coefficient vector in the unique linear signaling equilibrium, which I denote b^{signal} . The vector b^{signal} is a feasible point in (4), but it is not optimal, except in a knife-edge case. Perturbing the coefficient vector b away from b^{signal} has two effects. First, it introduces ex-post prediction error—the receiver’s decision is not the optimal prediction of quality from the sender’s distorted features. Second, it induces the sender to choose a different level of distortion, which changes the distribution of the sender’s features. The ex-post prediction error is minimized at b^{signal} , so near b^{signal} the loss from prediction error is only second-order. If $\Sigma_{\delta\delta}$ has full rank, then there is a strictly improving local perturbation. This perturbation may violate obedience, but there is also an *obedient* strictly improving perturbation, unless the gradient of the receiver’s utility at b^{signal}

is orthogonal to the obedience constraint set. This reasoning is formalized in the next theorem.

Theorem 2 (Scoring versus signaling)

The following are equivalent:

- (i) $b^{\text{signal}} = b^{\text{score}}$;
- (ii) b^{signal} is a scalar multiple of β ;
- (iii) $\text{diag}(\beta)\Sigma_{\delta\delta}(\beta \circ \beta)$ is a scalar multiple of $\Sigma_{\eta\theta}$.

From the definitions of b^{signal} and β , condition ii says that

$$\text{reg}(\theta|\eta + b^{\text{signal}} \circ \delta) = \lambda \text{reg}(\theta|\eta),$$

for some scalar λ (which will necessarily be between 0 and 1). This means that in the signaling equilibrium, the sender's distortion dampens the informativeness of every feature by the same factor. This condition is violated when equilibrium distortion has a different effect on the informativeness of different features. In that case, the intermediary can adjust the weights to improve information transmission. Condition iii gives an equivalent condition on the primitive covariance parameters.

There is a fundamental difference between the single-feature ($k = 1$) and multi-feature ($k > 1$) cases. With multiple features, condition iii holds only in a knife-edge case, so generically $b^{\text{signal}} \neq b^{\text{score}}$. With a single feature, condition iii holds automatically, so signaling and scoring coincide. Any nontrivial linear function of a single feature is fully revealing, so the receiver has the same information as in the signaling setting.

Proposition 4 (Scoring comparative statics)

*The receiver's scoring utility is decreasing in the variance $\Sigma_{\delta\delta}$.*²³

This is the intuitive result that failed for the signaling setting. I show that if the variance $\Sigma_{\delta\delta}$ decreases, then the original scoring coefficient vector can

²³Let \succeq and \succ denote the positive semidefinite and positive definite matrix orders. A real-valued function h acting on symmetric square matrices is *decreasing* if (i) $A \succeq B$ implies $h(A) \leq h(B)$, and (ii) $A \succ B$ implies $h(A) < h(B)$.

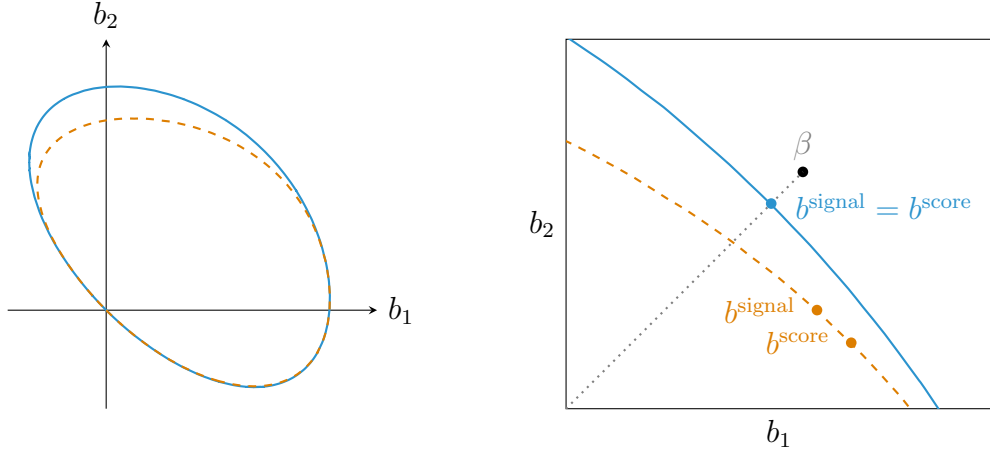


Figure 2. *Left:* Obedient coefficient vectors for two different parameter values. *Right:* Optimal scoring rule and signaling equilibrium.

be scaled up until it satisfies the new obedience condition. This scaling makes the score strictly more informative, so the receiver's payoff increases.

4.3 Setting with uncorrelated errors

In order to make componentwise comparisons between scoring and signaling (and screening), I consider the following *setting with uncorrelated errors*, which is a special case of the main model. The sender's quality θ is normalized to have unit variance. The intrinsic level of each feature j is given by

$$\eta_j = \theta + \varepsilon_j.$$

Thus, the vector (θ, η, δ) is determined by the vector $(\theta, \varepsilon_1, \dots, \varepsilon_k, \delta_1, \dots, \delta_k)$, which is elliptically distributed with uncorrelated components and satisfies $\delta \geq 0$. This setting is parametrized by the strictly positive variances $\sigma_{\varepsilon,j}^2 = \text{var}(\varepsilon_j)$ and $\sigma_{\delta,j}^2 = \text{var}(\delta_j)$ for each feature j . The parameter $\sigma_{\varepsilon,j}$ controls the imprecision of the intrinsic level, and $\sigma_{\delta,j}$ controls the heterogeneity of the distortion ability.

As a running example, suppose there are two features, with $\sigma_{\varepsilon,1} = \sigma_{\varepsilon,2} = 1$ and $\sigma_{\delta,1} = 1$. The final parameter $\sigma_{\delta,2}$ will vary. The left panel of Figure 2

plots the set of obedient coefficient vectors for the symmetric case $\sigma_{\delta,2} = 1$ (solid blue) and an asymmetric case $\sigma_{\delta,2} = 2$ (dashed orange). Both curves pass through the origin, which corresponds to no information provision. As $\sigma_{\delta,2}$ increases from the symmetric case to the asymmetric case, distortion ability becomes more heterogeneous and the curve shrinks inward. If the intermediary uses a scoring rule with coefficient vector inside the curve, and the sender best responds, then the receiver's best response is a linear function of the score with slope strictly greater than 1. Conversely, if the intermediary's coefficient vector is outside the curve, and the sender best responds, then the receiver's best response is a linear function of the score with slope strictly less than 1 (and possibly negative).

The right panel of Figure 2 zooms in on a portion of the left panel. I label the vectors b^{signal} and b^{score} (for both sets of parameters) and the regression vector $\beta = (1/3, 1/3)$, which is independent of $(\sigma_{\delta,1}, \sigma_{\delta,2})$. In the symmetric case (solid blue), b^{signal} is a scalar multiple of β . In this case, b^{signal} maximizes the receiver's utility over all obedient decision rules, so $b^{\text{signal}} = b^{\text{score}}$. In the asymmetric case (dashed orange), b^{signal} puts more weight on the first feature than the second because distortion ability is more heterogeneous on the second feature. The intermediary can improve decision accuracy by sliding the coefficient vector along the obedience curve away from the 45-degree line, shifting even more weight onto the first feature.

For each coefficient vector b , define the weighting ratios

$$w_j(b) = \frac{b_j}{\text{reg}_j(\theta|\eta + b \circ \delta)}, \quad j = 1, \dots, n.$$

Thus, $w_j(b)$ is the ratio between the weight b_j placed on feature j and the ex-post optimal weight $\text{reg}_j(\theta|\eta + b \circ \delta)$, which will be strictly positive for the coefficient vectors I consider. A coefficient vector b *underweights* feature j if $w_j(b) < 1$ and *overweights* feature j if $w_j(b) > 1$. In particular, $w_j(b^{\text{signal}}) = 1$ for all features j (and this is an equivalent formulation of the equilibrium condition). Let τ_j denote the ratio $\sigma_{\epsilon,j}^3/\sigma_{\delta,j}$.

Theorem 3 (Scoring weights)

In the setting of uncorrelated errors, the following hold.

- (i) For $\hat{b} = b^{\text{signal}}$ and $\hat{b} = b^{\text{score}}$, the components of \hat{b} are all strictly positive, and $\hat{b}_i > \hat{b}_j$ if $(\sigma_{\varepsilon,i}, \sigma_{\delta,i}) < (\sigma_{\varepsilon,j}, \sigma_{\delta,j})$.²⁴
- (ii) $b^{\text{score}} = b^{\text{signal}}$ if and only if $\tau_1 = \dots = \tau_k$.
- (iii) If $b^{\text{score}} \neq b^{\text{signal}}$, then b^{score} underweights at least one feature and overweights at least one feature.
- (iv) $w_i(b^{\text{score}}) \geq w_j(b^{\text{score}})$ if and only if $\tau_i \geq \tau_j$.

Part i says, first, that signaling and scoring both put strictly positive weight on every feature. This is intuitive since the intrinsic levels are all positively correlated with the sender's quality. Recall from Simpson's paradox, however, that positive correlation does not guarantee a positive regression coefficient, beyond the special environment of uncorrelated errors. Second, within the same commitment regime (scoring or signaling), the weight on a feature is higher if the intrinsic level is more accurate or the distortion ability is more homogeneous.

Part ii provides a simple representation in this setting of the general condition iii from Theorem 2: the τ_j are constant across features. If this condition is violated, then b^{score} is not an equilibrium, i.e., $w_j(b^{\text{score}}) \neq 1$ for some feature j . Obedience then demands that some feature is underweighted and some feature is overweighted (part iii). Of course, it is only possible to combine underweighting with overweighting if there are multiple features. With a single feature, obedience reduces to the signaling equilibrium condition, so $b^{\text{score}} = b^{\text{signal}}$.

Part iv gives an exact ordinal characterization of underweighting and overweighting. The weighting ratios are ordered in the same way as $\tau_j = \sigma_{\varepsilon,j}^3 / \sigma_{\delta,j}$. Thus, feature j is more overweighted if $\sigma_{\varepsilon,j}$ is larger or $\sigma_{\delta,j}$ is smaller. The dependence on $\sigma_{\delta,j}$ is intuitive—the less heterogeneous is distortion ability on a feature, the smaller is the benefit of underweighting it. The dependence on $\sigma_{\varepsilon,j}$ is more subtle. If the intrinsic level of a feature is a noisier measure of quality, that feature is more overweighted. To be sure, as $\sigma_{\varepsilon,j}$ increases, the weight b_j^{score} decreases (by part i), but the ex post optimal weight decreases even more, resulting in more overweighting.

²⁴Here $x < y$ means $x \leq y$ and $x \neq y$.

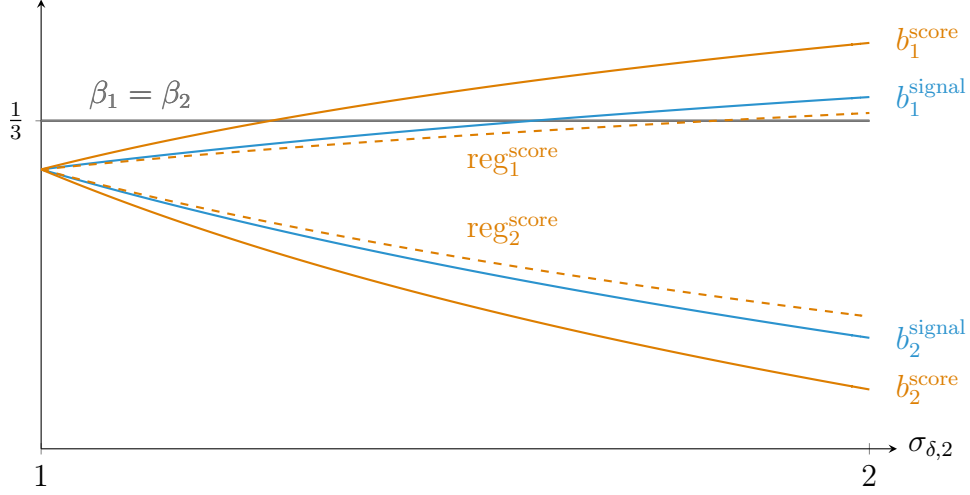


Figure 3. Scoring—underweighting and overweighting

To build intuition for part [iv](#), recall that the contribution of feature j to the decision is

$$b_j x_j = b_j \theta + (b_j \varepsilon_j + b_j^2 \delta_j).$$

The two terms in parentheses capture the noise introduced into the decision. The ex-post regression weight internalizes the first noise term but only half of the second (the other half is from the sender's distortion best response). The more the second term dominates the variance of this expression, the greater the underweighting. Therefore, feature j is more underweighted if $\sigma_{\delta,j}$ is large relative to $\sigma_{\varepsilon,j}$, i.e., if $\tau_j = \sigma_{\varepsilon,j}^3 / \sigma_{\delta,j}$ is small. Why does $\sigma_{\varepsilon,j}$ enter as a cubic? Algebraically, the first-order condition involves the derivative of a quartic expression, which is cubic. The fundamental intuition is that the second noise term $b_j^2 \delta_j$ is more sensitive to the coefficient b_j than is the first term $b_j \varepsilon_j$. If either $\sigma_{\varepsilon,j}$ or $\sigma_{\delta,j}$ increases, the coefficient b_j^{score} decreases (by part [i](#)), which increases the relative contribution of the first noise term $b_j \varepsilon_j$. This indirect effect amplifies the direct increase, through $\sigma_{\varepsilon,j}$, of the first term, but it dampens the relative effect of the increase, through $\sigma_{\delta,j}$, of the second term. Therefore, τ_j is more multiplicatively sensitive to $\sigma_{\varepsilon,j}$ than to $\sigma_{\delta,j}$.

Figure [3](#) plots the signaling equilibrium and the scoring solution in the leading binary example ($\sigma_{\varepsilon,1} = \sigma_{\varepsilon,2} = \sigma_{\delta,1} = 1$) as $\sigma_{\delta,2}$ varies from 1 to 2, inter-

polating between the symmetric and asymmetric cases plotted in Figure 2. As distortion ability on the second feature becomes more heterogeneous, weight shifts from the second feature to first feature for both signaling and scoring. The shift is more dramatic under scoring. Figure 3 also displays each coefficient $\text{reg}_j^{\text{score}} = \text{reg}_j(\theta | \eta + b^{\text{score}} \circ \delta)$, which is the weight the receiver would place on feature j , given the optimal scoring rule, if he could observe the sender's features ex post. This plot confirms that for $\sigma_{\delta,2} > 1$, the first feature is overweighted and the second feature is underweighted. The receiver understands this, but from the score alone he cannot disentangle the value of each feature. The exact combination of underweighting and overweighting ensures that the receiver can do no better than matching his decision with the score.

5 Screening

I now consider the *screening* setting, in which the receiver commits to a decision as a function of the sender's features. Then I compare the three settings—signaling, scoring, and screening.

5.1 Decision commitment

The intermediary and the receiver have aligned preferences. Therefore, if the receiver has commitment power, it is optimal for the intermediary to fully disclose the sender's feature vector. The receiver's problem amounts to selecting a decision as a function of the sender's features. I restrict to linear decision rules, as in the other two settings. Under the optimal decision rule, the expected decision will equal μ_θ , so the problem becomes

$$\text{minimize} \quad \text{var}(b^T(\eta + b \circ \delta) - \theta). \quad (5)$$

This screening problem is simply the scoring problem without the obedience constraint. This problem has a unique solution, which I denote by b^{screen} .

The interpretation of decision commitment depends on the interpretation of the receiver. In the leading FICO example, the receiver's decision can

represent, in reduced form, the outcome of a competitive banking market. Even if each individual bank is capable of committing to a decision rule, scoring is a reasonable model if competition between firms makes it unsustainable to take ex-post suboptimal decisions.

5.2 Commitment reduces distortion

The contribution of the sender's distortion to the objective in (5) is $(b \circ b)^T \Sigma_{\delta\delta} (b \circ b)$. Define $\|\cdot\|_4$ on \mathbf{R}^k by

$$\|b\|_{4,\delta} = \left[(b \circ b)^T \Sigma_{\delta\delta} (b \circ b) \right]^{1/4}.$$

This is indeed a norm, as long as $\Sigma_{\delta\delta}$ has full rank,²⁵ so $\|b\|_{4,\delta}$ can be interpreted as the sensitivity of the scoring rule with coefficient vector b .

Theorem 4 (Commitment reduces distortion)

If $\Sigma_{\delta\delta}$ has full rank, then

$$\|\beta\|_{4,\delta} > \|b^{\text{signal}}\|_{4,\delta} \geq \|b^{\text{score}}\|_{4,\delta} > \|b^{\text{screen}}\|_{4,\delta}.$$

The middle inequality is strict if $b^{\text{signal}} \neq b^{\text{score}}$.

As the receiver's commitment power increases, the weights on the features are adjusted so that the sender's distortion introduces less noise into the decision.

5.3 Comparing feature weights

I return to the setting of uncorrelated errors to obtain componentwise comparisons between scoring and screening.

²⁵Clearly, $\|\cdot\|_{4,\delta}$ is absolutely homogeneous, and it is positive definite if $\Sigma_{\delta\delta}$ has full rank. Since $\Sigma_{\delta\delta}$ is positive semidefinite and componentwise nonnegative, the function inside brackets is convex. Hence, $\|\cdot\|_{4,\delta}$ is quasiconvex (which, combined with absolute homogeneity, implies subadditivity).

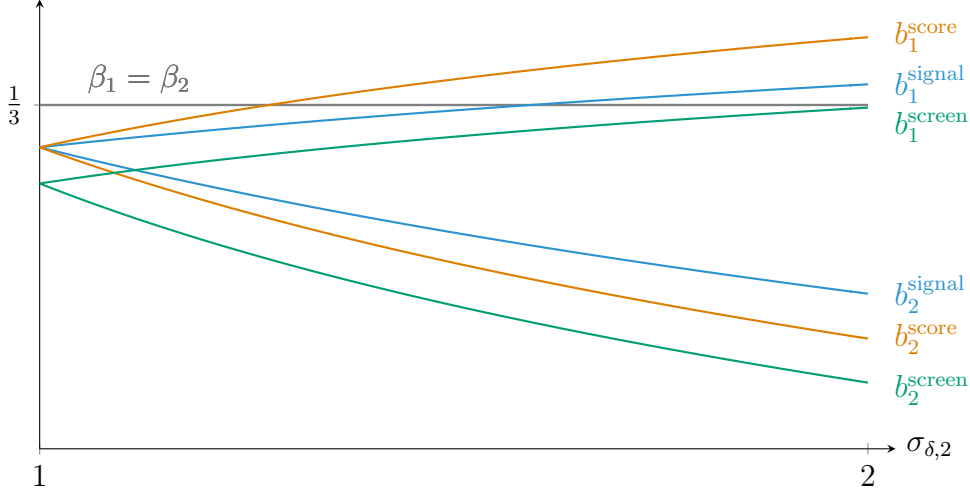


Figure 4. Comparing commitments

Theorem 5 (Screening weights)

In the setting of uncorrelated errors, the following hold.

- (i) *The components of b^{screen} are all strictly positive, and $b_i^{\text{screen}} > b_j^{\text{screen}}$ if $(\sigma_{\varepsilon,i}, \sigma_{\delta,i}) < (\sigma_{\varepsilon,j}, \sigma_{\delta,j})$.*
- (ii) *$b_j^{\text{screen}} < b_j^{\text{score}}$ for all j .*
- (iii) *b^{screen} underweights at least one feature.*
- (iv) *$w_i(b^{\text{screen}}) \geq w_j(b^{\text{screen}})$ if and only if $\tau_i \geq \tau_j$.*

As under signaling and scoring, the screening coefficients are strictly positive, and the screening coefficient on a feature is higher if the intrinsic level is more accurate or the distortion ability is more homogeneous (part i). Each screening coefficient is strictly smaller than the corresponding scoring coefficient (part ii) since screening is not constrained by obedience. The ordering of the weighting ratios across features is the same under screening and scoring (part iv), but the cardinal values are different. Scoring requires both underweighting and overweighting to preserve obedience. Under screening, it is optimal to underweight at least one feature (part iii), but there is no guarantee that any other feature is overweighted.

Figure 4 plots the feature weights for all three settings in the leading example with all unit variances except for $\sigma_{\delta,2}$, which varies from 1 to 2. On the

vertical axis, where $\sigma_{\delta,1} = \sigma_{\delta,2} = 1$, the signaling equilibrium and the scoring solution coincide, but the screening solution underweights both features. By contrast, if a scoring rule underweights one feature, then it must overweight the other, and this is not optimal in the symmetric case. Moving to the right, as $\sigma_{\delta,2}$ increases, the weight shifts from the second feature to the first. Each screening weight lies below the corresponding scoring weight.

Finally, I consider the *sender's* utility in the three commitment regimes. (Clearly, the receiver's utility increases in commitment.) The sender is risk-neutral over decisions. Under all three regimes, the expected decision is the same. Therefore, the sender's expected utility from a decision rule with coefficient vector b is determined by her expected cost of distortion

$$(1/2) \mathbf{E} \sum_{j=1}^k (b_j \delta_j)^2 / \delta_j = (1/2) (b \circ b)^T \mu_\delta.$$

The expected utility of the sender is decreasing in the magnitude of each feature weight. In the setting of uncorrelated errors, $0 < b_j^{\text{screen}} < b_j^{\text{score}}$ for each j (by Theorem 5.ii), so the sender strictly prefers screening to scoring. The reduced sensitivity lessens the sender's burden to distort her features. Indeed, the sender's expected utility is maximized if the decision is constant, independent of the sender's features.

6 Random scoring

The main model restricts the intermediary to *deterministic* linear scoring rules. Now suppose that the intermediary can use a *random* linear scoring rule, i.e., a function $f: \mathbf{R}^k \rightarrow \Delta(\mathbf{R})$ whose expectation is a linear function of the feature vector. That is, for some coefficients b_0, b_1, \dots, b_k , we have

$$\mathbf{E}[f(x)] = b_0 + b^T x, \quad x \in \mathbf{R}^k.$$

This class includes scoring rules with random coefficients and also additive noise. The intermediary optimizes over all such rules, subject to the receiver's

obedience constraint.²⁶ Since the sender is risk neutral over the decision, her best response is determined by the expectation of f . The receiver, however, has strictly concave preferences over the decision, so he gets lower utility from a nondeterministic f than from its expectation. It follows that the optimal screening rule is necessarily deterministic. Scoring is more subtle, however, because the expectation of an obedient random rule f may not be obedient.

Proposition 5 (Random scoring)

*The optimal random scoring rule is deterministic.*²⁷

Here is a sketch of the argument. Consider an obedient nondeterministic scoring rule f . It can be shown that the expectation of f must violate obedience. Specifically, the coefficient vector b of the expected rule lies strictly inside the obedience curve, i.e., the receiver’s best response has slope strictly greater than 1. Rather than incorporating noise to satisfy obedience, the intermediary strictly prefers to scale the coefficient vector. Formally, the intermediary strictly prefers the deterministic scoring rule with coefficient vector λb , where $\lambda > 1$ is chosen to satisfy obedience.

Recall that the sender’s expected utility is higher if the scoring rule is less sensitive to her features. A deterministic scoring rule with low sensitivity to the sender’s features violates obedience, but adding noise can make it obedient (at the cost of reducing decision accuracy). If the intermediary maximizes social welfare $\pi u_S + (1 - \pi)u_R$ for some π in $(0, 1)$, then a noisy rule is optimal when π is sufficiently high; see Proposition 7 in Appendix B.4.

7 Conclusion

This paper studies the design of predictive scores—like FICO credit scores—when the agents being scored behave strategically. Whenever information is

²⁶By the revelation principle, this is equivalent to optimizing over all scoring rule–equilibrium pairs $(f; d, y)$ for which $y \circ f: \mathbf{R}^k \rightarrow \Delta(\mathbf{R})$ is linear in expectation.

²⁷When I refer to *the* optimal scoring rule, I am implicitly identifying scoring rules if they agree on-path. If two scoring rules agree on-path, then off-path their expectations must agree (from the linearity requirement) but the exact distributions may not.

dispersed and costly to acquire, it is common for intermediaries to aggregate information from different sources. Rather than disclosing everything they learn, these intermediaries often offer simple scores. I show that with the appropriate weighting of the features, such scores can mitigate a commitment problem for the receiver. In order to induce the most accurate decisions, the intermediary should commit to make predictions that are strictly suboptimal, given the information collected.

I close with two further directions to explore. My model assumes a single intermediary. This is a reasonable approximation of the highly regulated credit-scoring market, but it would be interesting to study whether competing intermediaries could sustain any of the gains of scoring over signaling. Finally, some scoring systems are deliberately opaque. Modeling belief-formation and optimizing behavior in response to such systems presents a compelling challenge for future work.

A Proofs

I use the following notation. For vectors, $x \geq y$ means $x_i \geq y_i$ for all i ; $x > y$ means $x \geq y$ and $x \neq y$; and $x \gg y$ means $x_i > y_i$ for all i . For square symmetric matrices: $A \succeq B$ means $A - B$ is positive semidefinite, and $A \succ B$ means $A - B$ is positive definite. Denote the all-ones vector by $\mathbf{1}$.

I will freely use the following implication of Assumption A2. By the law of total variance, we have for any vector b :

$$\begin{aligned} \text{var}(\eta + b \circ \delta) &= \mathbf{E} \text{var}(\eta + b \circ \delta | \delta) + \text{var}(\mathbf{E}[\eta + b \circ \delta | \delta]) \\ &\succeq \mathbf{E} \text{var}(\eta + b \circ \delta | \delta) \\ &= \mathbf{E} \text{var}(\eta | \delta) \\ &\succ 0. \end{aligned} \tag{6}$$

A.1 Solution concept

My solution concept is Bayes–Nash equilibrium in linear strategies. If (η, δ) had a full-support distribution, then linear strategies would have full support, and every feature vector would be on-path. I assume, however, that $\delta \geq 0$ to ensure that distortion is costly for the sender. This sign restriction, combined with elliptical symmetry, forces the support of (η, δ) to be bounded. As a result, some feature vectors are off-path. My notion of linear equilibrium requires that the receiver’s strategy remain linear off-path. For some off-path feature vectors, the receiver’s decision is not in $\text{supp } \theta$, so it is not a best response to any belief. Depending on the parameters of the distribution of (η, δ) , it may or may not be possible to restrict these off-path decisions to $\text{supp } \theta$ while preserving the sender’s best response.²⁸

For example, calculations (available upon request) show that in the single-dimensional case, with $\theta = \mathbf{E}[\theta | \eta]$, there is a cutoff $\kappa \approx 0.755$ such that if $|b^{\text{signal}}/\beta| \leq \kappa$, then for some choice of mean μ_δ and radial density function (neither of which affect b^{signal} , for a given covariance), the linear equilibrium

²⁸If we seek perfect Bayesian equilibria, it is natural to assume that the sender does observe his quality θ .

outcome can be supported as a perfect Bayesian equilibrium. If $|b^{\text{signal}}/\beta| > \kappa$ or if $|b^{\text{signal}}/\beta| \leq \kappa$ but μ_δ is sufficiently large, there is no choice of off-path beliefs that supports the linear equilibrium outcome as a perfect Bayesian equilibrium.

Nevertheless, these linear equilibria automatically become perfect Bayesian equilibria if the model is tweaked so that θ has full support. While I assume for ease of exposition that (θ, η, δ) is elliptical, all results go through as long as (i) (η, δ) is elliptical and (ii) $\mathbf{E}[\theta|\eta, \delta]$ is a linear function of (η, δ) . It is easy to construct a distribution of (θ, η, δ) so that (i) and (ii) hold and θ has full support. For example, let θ equal a linear function of (η, δ) plus uncorrelated Gaussian noise.

A.2 Proof of Theorem 1

First I prove existence, which requires only Assumption A2. Define the chained best-response function $\text{BR}: \mathbf{R}^k \rightarrow \mathbf{R}^k$ by

$$\text{BR}(b) = \text{reg}(\theta|\eta + b \circ \delta) = \text{var}^{-1}(\eta + b \circ \delta) \text{cov}(\eta + b \circ \delta, \theta).$$

By (6), $\text{var}(\eta + b \circ \delta)$ has full rank, so BR is well-defined and continuous. It suffices to prove that BR is bounded, for then I can restrict BR to a sufficiently large closed ball and apply Brouwer. By the orthogonality property of projection, we have

$$\sigma_\theta^2 \geq \text{var}(\text{BR}(b)^T(\eta + b \circ \delta)) = \text{BR}(b)^T \text{var}(\eta + b \circ \delta) \text{BR}(b),$$

for all b . Since $\text{var}(\eta + b \circ \delta)$ is positive definite, the right side is bounded below by $\lambda \|\text{BR}(b)\|^2$ for some positive λ . Hence $\|\text{BR}(b)\|^2 \leq \sigma_\theta^2/\lambda$ for all b .

Now I prove uniqueness. Under Assumption A4, the equilibrium condition (2) can be written as

$$\begin{aligned} 0 &= \text{var}(\eta + b \circ \delta)b - \text{cov}(\eta + b \circ \delta, \theta) \\ &= \Sigma_{\eta\eta}b + \text{diag}(b)\Sigma_{\delta\delta}(b \circ b) - \Sigma_{\eta\theta}. \end{aligned} \tag{7}$$

The right side equals $(1/2)\nabla\Phi(b)$, with the function $\Phi: \mathbf{R}^k \rightarrow \mathbf{R}^k$ defined by

$$\begin{aligned}\Phi(b) &= \text{var}(b^T\eta - \theta) + (1/2) \text{var}((b \circ b)^T\delta) \\ &= b^T\Sigma_{\eta\eta}b + (1/2)(b \circ b)^T\Sigma_{\delta\delta}(b \circ b) - 2b^T\Sigma_{\eta\theta} + \sigma_\theta^2.\end{aligned}$$

I claim that Φ is strictly convex, and hence has at most one stationary point.²⁹

The Hessian is given by

$$\nabla^2\Phi(b) = 2\Sigma_{\eta\eta} + 4\text{diag}(b)\Sigma_{\delta\delta}\text{diag}(b) + 2\text{diag}(\Sigma_{\delta\delta}(b \circ b)), \quad (8)$$

which is positive definite because $\Sigma_{\eta\eta}$ is positive definite (by A2) and $\Sigma_{\delta\delta}$ is componentwise nonnegative (by A3).

A.3 Proof of Proposition 1

If $(\beta \circ \beta)^T\delta$ is constant, then there is a fully informative equilibrium with $b = \beta$ and $b_0 = \beta_0 - (\beta \circ \beta)^T\mu_\delta$.

Conversely, suppose there is a fully informative equilibrium with coefficients (b_0, b) . Then

$$b_0 + b^T(\eta + b \circ \delta) = \mathbf{E}[\theta|\eta] = \beta_0 + \beta^T\eta.$$

Therefore, $(b - \beta)^T\eta + (b \circ b)^T\delta$ is constant. Following the same steps as in (6), it follows that $b = \beta$, and hence $(\beta \circ \beta)^T\delta$ is constant.

A.4 Proof of Proposition 2

To simplify notation, set $t = \alpha^2$. From (7), the equilibrium condition is

$$0 = \Sigma_{\eta\eta}b + t\text{diag}(b)\Sigma_{\delta\delta}(b \circ b) - \Sigma_{\eta\theta}. \quad (9)$$

²⁹It is immediate that Φ is differentiable and bounded below. By (6), which is an implication of A2, the sublevel sets of Φ are bounded, so Φ achieves a minimum, which must be a stationary point. This gives a proof of existence without appealing to Brouwer, but it requires A2 and A4. The proof above requires only A2.

Here b is a function of t , but I suppress the dependence to simplify notation. Note that $b \neq 0$ since $\Sigma_{\eta\theta} \neq 0$ (by A1). I use the implicit function theorem to compute the derivative \dot{b} of b with respect to t . Consider the right side of (9). The partial derivative with respect to t is $\text{diag}(b)\Sigma_{\delta\delta}(b \circ b)$. The partial derivative with respect to b is given by

$$D = \Sigma_{\eta\eta} + 2t \text{diag}(b)\Sigma_{\delta\delta} \text{diag}(b) + t \text{diag}(\Sigma_{\delta\delta}(b \circ b)).$$

This matrix D is positive definite; see the argument following (8). By the implicit function theorem, b is a differentiable function of t , and the derivative is given by

$$\dot{b} = -D^{-1} \text{diag}(b)\Sigma_{\delta\delta}(b \circ b). \quad (10)$$

The receiver's equilibrium utility is

$$\begin{aligned} u_R &= -\text{var}(b^T(\eta + \sqrt{t}b \circ \delta) - \theta) \\ &= -b^T \Sigma_{\eta\eta} b + 2b^T \Sigma_{\eta\theta} - t(b \circ b)^T \Sigma_{\delta\delta}(b \circ b) - \sigma_\theta^2. \end{aligned}$$

The total derivative with respect to t is

$$\dot{u}_R = -(b \circ b)^T \Sigma_{\delta\delta}(b \circ b) - \left[2\Sigma_{\eta\eta}b - 2\Sigma_{\eta\theta} + 4t(b \circ b)^T \Sigma_{\delta\delta} \text{diag}(b) \right] \dot{b}.$$

By (9), the term in brackets reduces to $2t(b \circ b)^T \Sigma_{\delta\delta} \text{diag}(b)$. Plugging in (10), we have

$$\dot{u}_R = -(b \circ b)^T \Sigma_{\delta\delta}(b \circ b) + 2t(b \circ b)^T \Sigma_{\delta\delta} \text{diag}(b) D^{-1} \text{diag}(b) \Sigma_{\delta\delta}(b \circ b).$$

Fix $t > 0$. To show that $\dot{u}_R < 0$, it suffices to find some positive κ such that

$$(1 + \kappa)^{-1} 2t(b \circ b)^T \Sigma_{\delta\delta} \text{diag}(b) D^{-1} \text{diag}(b) \Sigma_{\delta\delta}(b \circ b) \leq (b \circ b)^T \Sigma_{\delta\delta}(b \circ b). \quad (11)$$

The strict inequality follows because the right side is strictly positive (since $b \neq 0$ by (9) and, by assumption, $\Sigma_{\delta\delta}$ has full rank.)

Now I prove (11). Since $\Sigma_{\eta\eta}$ is positive definite (by A2), we have

$$D \succ 2t \operatorname{diag}(b) \Sigma_{\delta\delta} \operatorname{diag}(b).$$

Choose a positive κ such that

$$(1 + \kappa)^{-1} D \succ 2t \operatorname{diag}(b) \Sigma_{\delta\delta} \operatorname{diag}(b).$$

It follows that for all ε sufficiently small, we have

$$(1 + \kappa)^{-1} D \succeq F(\varepsilon) := 2t[\varepsilon I + \operatorname{diag}(b) \Sigma_{\delta\delta} \operatorname{diag}(b)],$$

and hence $(1 + \kappa)D^{-1} \preceq F(\varepsilon)^{-1}$. Therefore,

$$\begin{aligned} & (1 + \kappa)2tb^T[\varepsilon I + \operatorname{diag}(b) \Sigma_{\delta\delta} \operatorname{diag}(b)]D^{-1}[\varepsilon I + \operatorname{diag}(b) \Sigma_{\delta\delta} \operatorname{diag}(b)]b \\ & \leq 2tb^T[\varepsilon I + \operatorname{diag}(b) \Sigma_{\delta\delta} \operatorname{diag}(b)]F(\varepsilon)^{-1}[\varepsilon I + \operatorname{diag}(b) \Sigma_{\delta\delta} \operatorname{diag}(b)]b \\ & = b^T[\varepsilon I + \operatorname{diag}(b) \Sigma_{\delta\delta} \operatorname{diag}(b)]b. \end{aligned}$$

Passing to the limit as $\varepsilon \rightarrow 0$ yields (11).

A.5 Proof of Proposition 3

By substituting the constraint into the objective, the scoring problem can be expressed as

$$\begin{aligned} & \text{maximize} && b^T \Sigma_{\eta\theta} \\ & \text{subject to} && b^T \Sigma_{\eta\eta} b + (b \circ b)^T \Sigma_{\delta\delta} (b \circ b) - b^T \Sigma_{\eta\theta} = 0. \end{aligned} \tag{12}$$

The objective is continuous and the feasible set is closed and bounded,³⁰ Denote the constraint function by g . It is easy to check that $g(t\Sigma_{\eta\theta})$ is strictly negative for sufficiently small, positive t and $g(t\Sigma_{\eta\theta})$ tends to ∞ as $t \rightarrow \infty$. Hence, $t\Sigma_{\eta\theta}$ is feasible for some positive t , which means the maximum value

³⁰Suppose b is feasible. Since $\Sigma_{\delta\delta}$ is componentwise nonnegative (A3), we must have $b^T \Sigma_{\eta\eta} b \leq b^T \Sigma_{\eta\theta}$, which implies boundedness because $\Sigma_{\eta\eta}$ is positive definite by A2.

must be strictly positive. For uniqueness, suppose there are two solutions, denoted b^1 and b^2 . Since g is strictly convex, $g((b^1 + b^2)/2) < 0$, and hence $t(b^1 + b^2)/2$ is feasible for some $t > 1$, but this vector yields a strictly higher objective than b^1 and b^2 , contrary to their optimality.

A.6 Proof of Theorem 2

Consider the scoring problem (12). The scoring solution is characterized by the system³¹

$$\lambda \Sigma_{\eta\theta} - \Sigma_{\eta\eta}b = 2 \operatorname{diag}(b) \Sigma_{\delta\delta}(b \circ b), \quad (13)$$

$$b^T \Sigma_{\eta\theta} - b^T \Sigma_{\eta\eta}b = (b \circ b)^T \Sigma_{\delta\delta}(b \circ b). \quad (14)$$

The signaling condition (7) can be written as

$$\Sigma_{\eta\theta} - \Sigma_{\eta\eta}b = \operatorname{diag}(b) \Sigma_{\delta\delta}(b \circ b). \quad (15)$$

I prove (i) \implies (ii) \implies (iii) \implies (i). Starting from (i), b^{score} must satisfy (13)–(15). Subtract twice (13) from (15) to get (ii). From (ii), suppose $b^{\text{signal}} = t\beta$ for some t . Substitute into (15). Since $\Sigma_{\eta\theta} \neq 0$, we must have $t \neq 0$. Simplify (15) to get (iii). Finally, from (iii), suppose $\operatorname{diag}(\beta) \Sigma_{\delta\delta}(\beta \circ \beta) = t \Sigma_{\eta\theta}$ for some t . Then (13) and (15) become

$$(\lambda - 2t) \Sigma_{\eta\theta} = \Sigma_{\eta\eta}b = (1 - t) \Sigma_{\eta\theta},$$

so $b^{\text{signal}} = b^{\text{score}} = (1 - t)\beta$ and $\lambda = 1 + t$.

A.7 Proof of Proposition 4

Consider the scoring problem in (12). It suffices to prove the strict part of the definition of decreasing, for then the weak part follows from continuity. Let b

³¹Denote the objective by f and the constraint by g . It can be shown that $\nabla g(b) = 0$ implies $g(b) \neq 0$, so we get the necessary condition $\nabla f(b) = \lambda \nabla g(b)$ for some λ . Since $\nabla f(b) = \Sigma_{\eta\theta} \neq 0$, it follows that $\lambda \neq 0$, so we can divide by λ . In the main text, I work directly with λ^{-1} . Since f is linear, these necessary Lagrangian conditions are also sufficient.

denote the solution of (12). Fix $\tilde{\Sigma}_{\delta\delta} \prec \Sigma_{\delta\delta}$. Let \tilde{g} and g denote the respective functions on the left side of the constraint. We have $\tilde{g}(b) < g(b) = 0$. Since $\tilde{g}(tb) \rightarrow \infty$ as $t \rightarrow \infty$ and g is continuous, there exists $\hat{t} > 1$ such that $\tilde{g}(\hat{t}b) = 0$ and hence $\hat{t}b$ is feasible when $\text{var}(\delta) = \tilde{\Sigma}_{\delta\delta}$. Finally, $(\hat{t}b)^T \Sigma_{\eta\theta} > b^T \Sigma_{\eta\theta} > 0$ since the optimal value of (12) is positive.

A.8 Proofs of Theorem 3 and Theorem 5

In the setting with uncorrelated errors, the covariances are given by

$$\begin{aligned}\Sigma_{\eta\theta} &= \mathbf{1}, \\ \Sigma_{\eta\eta} &= \mathbf{1}\mathbf{1}^T + \text{diag}(\sigma_{\varepsilon_1}^2, \dots, \sigma_{\varepsilon,k}^2), \\ \Sigma_{\delta\delta} &= \text{diag}(\sigma_{\delta,1}^2, \dots, \sigma_{\delta,k}^2).\end{aligned}\tag{16}$$

The regression, signaling, scoring, screening, and best-response vectors respectively satisfy

$$\Sigma_{\eta\theta} - \Sigma_{\eta\eta}\beta = 0,\tag{17}$$

$$\Sigma_{\eta\theta} - \Sigma_{\eta\eta}b = \text{diag}(b)\Sigma_{\delta\delta}(b \circ b),\tag{18}$$

$$\lambda\Sigma_{\eta\theta} - \Sigma_{\eta\eta}b = 2\text{diag}(b)\Sigma_{\delta\delta}(b \circ b),\tag{19}$$

$$\Sigma_{\eta\theta} - \Sigma_{\eta\eta}b = 2\text{diag}(b)\Sigma_{\delta\delta}(b \circ b),\tag{20}$$

$$\Sigma_{\eta\theta} - \Sigma_{\eta\eta}\text{BR}(b) = \text{diag}(b)\Sigma_{\delta\delta}\text{diag}(b)\text{BR}(b),\tag{21}$$

where in (19), $\lambda > 1$ by the obedience condition (since $\Sigma_{\delta\delta}$ has full rank in this setting). Plugging in (16) gives the following componentwise system for each feature j :

$$1 - \mathbf{1}^T\beta = \sigma_{\varepsilon,j}^2\beta_j,\tag{22}$$

$$1 - \mathbf{1}^Tb = \sigma_{\varepsilon,j}^2b_j + \sigma_{\delta,j}^2b_j^3,\tag{23}$$

$$\lambda - \mathbf{1}^Tb = \sigma_{\varepsilon,j}^2b_j + 2\sigma_{\delta,j}^2b_j^3,\tag{24}$$

$$1 - \mathbf{1}^Tb = \sigma_{\varepsilon,j}^2b_j + 2\sigma_{\delta,j}^2b_j^3,\tag{25}$$

$$1 - \mathbf{1}^T\text{BR}(b) = (\sigma_{\varepsilon,j}^2 + \sigma_{\delta,j}^2b_j^2)\text{BR}_j(b).\tag{26}$$

I prove Theorem 3 (parts i–iv) and Theorem 5 (parts i–iv).

For 3.i and 5.i, consider (23)–(25). For each equation, the right side has the same sign as b_j , so every component has the same sign. If $b \leq 0$ then the left side is strictly positive, giving a contradiction. Hence, $b \gg 0$. Similarly, in (26), if $b \gg 0$ then $\text{BR}(b) \gg 0$ (since $\text{BR}(b) \leq 0$ would give a contradiction). Finally, the comparison of features in terms of $(\sigma_{\varepsilon,j}, \sigma_{\delta,j})$ follows immediately from (23)–(25).

For 3.ii, apply Theorem 2. From (22), β is proportional to $(\sigma_{\varepsilon,1}^2, \dots, \sigma_{\varepsilon,k}^2)$, so condition iii in Theorem 2 says that $(\tau_1^2, \dots, \tau_k^2)$ is a scalar multiple of $\mathbf{1}$.

For 5.ii, consider two cases. If $\mathbf{1}^T b^{\text{screen}} < \mathbf{1}^T b^{\text{score}}$, then $b_j^{\text{screen}} < b_j^{\text{score}}$ for some j and hence for all j by (24) and (25). If $\mathbf{1}^T b^{\text{screen}} \geq \mathbf{1}^T b^{\text{score}}$, then (24) and (25) imply $b^{\text{screen}} \ll b^{\text{score}}$, which is a contradiction.

For 3.iii, left-multiply (21) by b^T and subtract from the obedience condition (14) to get

$$[b^T \Sigma_{\eta\eta} + (b \circ b)^T \Sigma_{\delta\delta} \text{diag}(b)](b - \text{BR}(b)) = 0.$$

For $b \gg 0$, the term in brackets is strictly positive, so the vector $b - \text{BR}(b)$ is either 0 has at least one strictly positive and at least one strictly negative component.

For 5.iii, left-multiply (20) and (21) by b^T and subtract to get

$$[b^T \Sigma_{\eta\eta} + (b \circ b)^T \Sigma_{\delta\delta} \text{diag}(b)](b - \text{BR}(b)) = -(b \circ b)^T \Sigma_{\delta\delta} (b \circ b).$$

For $b \gg 0$, the right side is strictly negative and the vector in brackets is strictly positive, so some component of $b - \text{BR}(b)$ must be strictly negative.

For 5.iv and 3.iv, express the right side of (26) as $(\sigma_{\varepsilon,j}^2 b_j + \sigma_{\delta,j}^2 b_j^3)/w_j(b)$. Therefore,

$$\begin{aligned} w_i(b) \geq w_j(b) &\iff \sigma_{\varepsilon,i}^2 b_i + \sigma_{\delta,i}^2 b_i^3 \leq \sigma_{\varepsilon,j}^2 b_j + \sigma_{\delta,j}^2 b_j^3 \\ &\iff \sigma_{\varepsilon,i}^2 b_i \geq \sigma_{\varepsilon,j}^2 b_j \\ &\iff \tau_i \geq \tau_j. \end{aligned}$$

where the second and third equivalences follow from expressing the right side

of (24) and (25) as

$$2(\sigma_{\varepsilon,j}^2 b_j + \sigma_{\delta,j}^2 b_j^3) - \sigma_{\varepsilon,j}^2 b_j \quad \text{and} \quad (\sigma_{\varepsilon,j}^2 b_j) + 2(\sigma_{\varepsilon,j}^2 b_j)^3 / \tau_j^2.$$

A.9 Proof of Theorem 4

First I establish the following inequalities:

$$\|\beta\|_{4,\delta}^4 > \|b^{\text{signal}}\|_{4,\delta}^4 \begin{cases} \geq \|b^{\text{score}}\|_{4,\delta}^4, \\ > \|b^{\text{screen}}\|_{4,\delta}^4. \end{cases}$$

Since $\Sigma_{\delta\delta}$ has full rank, it is easy to check from (17), (18), and (20) that $\beta \neq b^{\text{signal}}$ and $b^{\text{signal}} \neq b^{\text{screen}}$. To compare β and b^{signal} , recall that these vectors respectively (uniquely) minimize

$$\text{var}(b^T \eta - \theta) \quad \text{and} \quad \text{var}(b^T \eta - \theta) + (1/2)\|b\|_{4,\delta}^4.$$

To compare b^{signal} and b^{score} , recall that these vectors respectively (uniquely) minimize

$$\text{var}(b^T \eta - \theta) + (1/2)\|b\|_{4,\delta}^4 \quad \text{and} \quad \text{var}(b^T \eta - \theta) + \|b\|_{4,\delta}^4,$$

over the set of obedient scoring rules (since b^{signal} is a global minimizer over all of \mathbf{R}^k). Finally, to compare b^{signal} and b^{screen} , recall that these vectors respectively (uniquely) minimize

$$\text{var}(b^T \eta - \theta) + (1/2)\|b\|_{4,\delta}^4 \quad \text{and} \quad \text{var}(b^T \eta - \theta) + \|b\|_{4,\delta}^4.$$

It remains to prove that $\|b^{\text{score}}\|_{4,\delta}^4 > \|b^{\text{screen}}\|_{4,\delta}^4$. There exists $\lambda > 1$ such that b^{score} satisfies the first-order condition

$$\Sigma_{\eta\eta} b + 2 \text{diag}(b) \Sigma_{\delta\delta} (b \circ b) - \lambda \Sigma_{\eta\theta} = 0. \tag{27}$$

Viewing λ as a positive parameter, (27) implicitly defines b as a function of λ .

Taking $\lambda = 1$ gives the screening solution. I will show that $\|b\|_{4,\delta}$ is strictly increasing in λ .

The derivative of the left side of (27) with respect to λ is $-\Sigma_{\eta\theta}$. The derivative of the left side with respect to b is given by

$$D = \Sigma_{\eta\eta} + 4 \operatorname{diag}(b) \Sigma_{\delta\delta} \operatorname{diag}(b) + 2 \operatorname{diag}(\Sigma_{\delta\delta}(b \circ b)),$$

which has full rank, as shown after (8). By the implicit function theorem, b is locally differentiable in λ and

$$\dot{b} = D^{-1} \Sigma_{\eta\theta}.$$

From (27), we have

$$\lambda \Sigma_{\eta\theta} - \Sigma_{\eta\eta} b = 2 \operatorname{diag}(b) \Sigma_{\delta\delta} (b \circ b).$$

Left multiplying by b^T gives

$$\lambda b^T \Sigma_{\eta\theta} - b^T \Sigma_{\eta\eta} b = 2 \|b\|_{\delta,4}^4.$$

Therefore, it suffices to prove that the left side is strictly increasing in λ . Differentiating with respect to λ gives

$$b^T \Sigma_{\eta\theta} + \lambda \Sigma_{\eta\theta}^T \dot{b} - 2 b^T \Sigma_{\eta\eta} \dot{b}.$$

Plug in the expression for \dot{b} from the implicit function theorem to get

$$b^T \Sigma_{\eta\theta} + \lambda \Sigma_{\eta\theta}^T D^{-1} \Sigma_{\eta\theta} - 2 b^T \Sigma_{\eta\eta} D^{-1} \Sigma_{\eta\theta}. \quad (28)$$

To complete the proof, I show that this expression is strictly positive. To bound the last term, I use a simple inequality for quadratic forms. If A is positive semidefinite, and x and y are vectors, then expanding $(x-y)^T A (x-y)$

shows that $2x^T Ay \leq x^T Ax + y^T Ay$. Applying this here gives

$$\begin{aligned} 2b^T \Sigma_{\eta\eta} D^{-1} \Sigma_{\eta\theta} &= 2\lambda^{-1} b^T \Sigma_{\eta\eta} D^{-1} (\lambda \Sigma_{\eta\theta}) \\ &\leq \lambda^{-1} [b^T \Sigma_{\eta\eta} D^{-1} \Sigma_{\eta\eta} b + (\lambda \Sigma_{\eta\theta})^T D^{-1} (\lambda \Sigma_{\eta\theta})] \\ &= \lambda^{-1} b^T \Sigma_{\eta\eta} D^{-1} \Sigma_{\eta\eta} b + \lambda \Sigma_{\eta\theta} D^{-1} \Sigma_{\eta\theta}. \end{aligned}$$

Since $D \succeq \Sigma_{\eta\eta}$, the right side is bounded above by

$$\lambda^{-1} b^T \Sigma_{\eta\eta} b + \lambda \Sigma_{\eta\theta} D^{-1} \Sigma_{\eta\theta}.$$

Plugging this inequality into (28), the last term cancels and we get the lower bound

$$b^T \Sigma_{\eta\theta} b - \lambda^{-1} b^T \Sigma_{\eta\eta} b.$$

Rearrange this expression and use (27) to get

$$\lambda^{-1} b^T (\lambda \Sigma_{\eta\theta} - \Sigma_{\eta\eta} b) = \lambda^{-1} (b \circ b)^T \Sigma_{\delta\delta} (b \circ b).$$

This final expression is strictly positive.

A.10 Proof of Proposition 5

Consider a random scoring rule f with intercept b_0 and coefficient vector b . Let z denote $\text{var}(f(\eta + b \circ \delta)) - \text{var}(b^T(\eta + b \circ \delta))$. A necessary condition for obedience is

$$\text{var}(b^T(\eta + b \circ \delta)) + z = \text{cov}(b^T(\eta + b \circ \delta), \theta).$$

Otherwise, the receiver would have a linear deviation. For any b and z satisfying this condition, it is possible to construct a random score with these parameters that is elliptically distributed in equilibrium and hence obedient; see Appendix B.3. Substituting this obedience constraint into the objective,

we can express this relaxed problem as

$$\begin{aligned}
& \text{maximize} && b^T \Sigma_{\eta\theta} \\
& \text{subject to} && b^T \Sigma_{\eta\eta} b + (b \circ b)^T \Sigma_{\delta\delta} (b \circ b) + z - b^T \Sigma_{\eta\theta} = 0.
\end{aligned} \tag{29}$$

If the solution has $z > 0$, then the constraint is slack in b , so the first-order condition implies $\Sigma_{\eta\theta} = 0$, contrary to Assumption [A1](#). Therefore the solution is $(b, z) = (b^{\text{score}}, 0)$.

References

- Aumann, Robert J**, “Subjectivity and Correlation in Randomized Strategies,” *Journal of Mathematical Economics*, 1974, 1 (1), 67–96.
- Barron, E. N., R. Goebel, and R. R. Jensen**, “Best Response Dynamics for Continuous Games,” *Proceedings of the American Mathematical Society*, 2010, 138 (3), 1069–1083.
- Bénabou, Roland and Jean Tirole**, “Incentives and Prosocial Behavior,” *American Economic Review*, 2006, 96 (5), 1652–1678.
- Björkegren, Daniel, Joshua E Blumenstock, and Samsun Knight**, “Manipulation-Proof Machine Learning,” 2021. arXiv:2004.03865.
- Boleslavsky, Raphael and Kyungmin Kim**, “Bayesian Persuasion and Moral Hazard,” 2021. Working paper.
- Bonatti, Alessandro and Gonzalo Cisternas**, “Consumer Scores and Price Discrimination,” *Review of Economic Studies*, 2020, 87 (2), 750–791.
- Brückner, Michael and Tobias Scheffer**, “Nash Equilibria of Static Prediction Games,” in “Proceedings of the 22nd International Conference on Neural Information Processing Systems” 2009, pp. 171–179.
- Cambanis, Stamatis, Steel Huang, and Gordon Simons**, “On the Theory of Elliptically Contoured Distributions,” *Journal of Multivariate Analysis*, 1981, 11 (3), 368–385.
- Chamberlain, Gary**, “A Characterization of the Distributions that Imply Mean–Variance Utility Functions,” *Journal of Economic Theory*, 1983, 29 (1), 185–201.
- Citron, Danielle Keats and Frank Pasquale**, “The Scored Society: Due Process for Automated Predictions,” *Washington Law Review*, 2014, 89 (1).
- Crémer, Jacques**, “Arm’s Length Relationships,” *Quarterly Journal of Economics*, 1995, 110 (2), 275–295.
- Cunningham, Tom and Inés Moreno de Barreda**, “Effective Signal-Jamming,” 2019. Working paper.
- Dalvi, Nilesh, Pedro Domingos, Mausam, Sumit Sanghai, and Deepak Verma**, “Adversarial Classification,” in “Proceedings of the Tenth

- ACM SIGKDD International Conference on Knowledge Discovery and Data Mining” 2004, pp. 99–108.
- Duffie, Darrell and Piotr Dworczak**, “Robust Benchmark Design,” *Journal of Financial Economics*, 2021, *142* (2), 775–802.
- Ederer, Florian, Richard Holden, and Margaret Meyer**, “Gaming and Strategic Opacity in Incentive Provision,” *RAND Journal of Economics*, 2018, *49* (4), 819–854.
- Engers, Maxim**, “Signalling with Many Signals,” *Econometrica*, 1987, *55* (3), 663–674.
- Fang, Kai-Tai, Samuel Kotz, and Kai Wang Ng**, *Symmetric Multivariate and Related Distributions* number 36. In ‘Monographs on Statistics & Applied Probability.’, Chapman and Hall, 1989.
- Fischer, Paul E and Robert E Verrecchia**, “Reporting Bias,” *Accounting Review*, 2000, *75* (2), 229–245.
- Forges, François**, “An Approach to Communication Equilibria,” *Econometrica*, 1986, *54* (6), 1375–1385.
- Frankel, Alex and Navin Kartik**, “Muddled Information,” *Journal of Political Economy*, 2019, *127* (4), 1739–1776.
- and —, “Improving Information from Manipulable Data,” *Journal of the European Economic Association*, 2022, *20* (1), 79–115.
- Hardt, Moritz, Nimrod Megiddo, Christos Papadimitriou, and Mary Wothers**, “Strategic Classification,” in “Proceedings of the 2016 ACM Conference on Innovations in Theoretical Computer Science” 2016, pp. 111–122.
- Hofbauer, Josef and Sylvain Sorin**, “Best Response Dynamics for Continuous Zero-Sum Games,” *Discrete and Continuous Dynamical Systems—Series B*, 2006, *6* (1), 215–224.
- Holmström, Bengt**, “Managerial Incentive Problems: A Dynamic Perspective,” *Review of Economic Studies*, 1999, *66* (1), 169–182.
- Hörner, Johannes and Nicolas Lambert**, “Motivational Ratings,” *Review of Economic Studies*, 2021, *88* (4), 1892–1935.
- Hu, Lily, Nicole Immorlica, and Jennifer Wortman Vaughan**, “The Disparate Effects of Strategic Manipulation,” in “Proceedings of the Confer-

- ence on Fairness, Accountability, and Transparency” 2019, pp. 259–268.
- Kyle, Albert S**, “Continuous Auctions and Insider Trading,” *Econometrica*, 1985, *53* (6), 1315–1335.
- Lambert, Nicolas S, Giorgio Martini, and Michael Ostrovsky**, “Quadratic Games,” 2018. Working paper.
- Mekerishvili, Giorgi**, “Optimal Disclosure on Crowdfunding Platforms,” 2018. Working paper.
- Monderer, Dov and Lloyd S Shapley**, “Potential Games,” *Games and Economics Behavior*, 1996, *14* (1), 124–143.
- Morris, Stephen and Hyun Song Shin**, “Social Value of Public Information,” *American Economic Review*, 2002, *92* (5), 1521–1534.
- Myerson, Roger B**, “Optimal Coordination Mechanisms in Generalized Principal-Agent Problems,” *Journal of Mathematical Economics*, 1982, *10* (1), 67–81.
- , “Multistage Games with Communication,” *Econometrica*, 1986, *54* (2), 323–358.
- Owen, Joel and Ramon Rabinovitch**, “On the Class of Elliptical Distributions and their Applications to the Theory of Portfolio Choice,” *Journal of Finance*, 1983, *38* (3), 745–752.
- Perez-Richet, Eduardo and Vasiliki Skreta**, “Test Design under Falsification,” *Econometrica*, 2022, *90* (3), 1109–1142.
- Prendergast, Canice and Robert Topel**, “Favoritism in Organizations,” *Journal of Political Economy*, 1996, *104* (5), 958–78.
- Quinzii, Martine and Jean-Charles Rochet**, “Multidimensional Signaling,” *Journal of Mathematical Economics*, 1985, *14* (3), 261–284.
- Rick, Armin**, “The Benefits of Miscommunication in Communication Games,” 2013. Working paper.
- Rodina, David**, “Information Design and Career Concerns,” 2020. Discussion Paper Series - CRC TR 224 No. 220.
- **and John Farragut**, “Inducing Effort through Grades,” 2020. Discussion Paper Series - CRC TR 224 No. 221.
- Rosenthal, Robert W**, “A Class of Games Possessing Pure-strategy Nash

- Equilibria,” *International Journal of Game Theory*, 1973, 2, 65–67.
- Segura-Rodriguez**, “Selling Data,” 2021. Working paper.
- Voorneveld, Mark**, “Best-Response Potential Games,” *Economics Letters*, 2000, 66 (3), 289–295.
- Whitmeyer, Mark**, “Bayesian Elicitation,” 2020. arXiv:1902.00976v2.
- Zapechelnyuk, Andriy**, “Optimal Quality Certification,” *American Economic Review: Insights*, 2020, 2 (2), 161–176.

B For Online Publication: Additional results

B.1 No fully informative equilibrium

Proposition 6 (No fully informative equilibrium)

If $\Sigma_{\delta\delta}$ has full rank, then the signaling game has no fully informative Bayes–Nash equilibrium.

Proof. Assume $\Sigma_{\delta\delta}$ is full rank. Suppose for a contradiction that the signaling game has a fully informative equilibrium. I will show that some type of the sender has a profitable deviation.

The first step is to construct the candidate deviating types. The type space $T = \text{supp}(\eta, \delta)$ must contain an ellipse E defined by the equation

$$(\eta - \mu_\eta)^T \Sigma_{\eta\eta}^{-1} (\eta - \mu_\eta) + (\delta - \mu_\delta)^T \Sigma_{\delta\delta}^{-1} (\delta - \mu_\delta) = r^2,$$

for some positive radius r . Choose η^0 such that $(\eta^0 - \mu_\eta)^T \Sigma_{\eta\eta}^{-1} (\eta^0 - \mu_\eta)$ is strictly between 0 and r^2 . Then $(\eta^0, t\mu_\delta)$ intersects E for two positive values of t , which I denote $t_1 < t_2$. Let $\delta^0 = t_1\mu_\delta$ and set $\kappa = t_2/t_1$ so $\kappa\delta^0 = t_2\mu_\delta$. Next, I construct a sequence of types converging to (η^0, δ^0) as follows. Since $\Sigma_{\delta\delta}$ and $\Sigma_{\eta\eta}$ both have full rank, we can find a strictly positive sequence t^i converging to 0 and a real sequence s^i converging to 0 such that each type

$$(\eta^i, \delta^i) := (\eta^0 + t^i\beta, \delta^0 + s^i\delta^0)$$

lies on the ellipse E . Clearly $(\eta^i, \delta^i) \rightarrow (\eta^0, \delta^0)$ as $i \rightarrow \infty$.

For all $i \geq 0$, choose a feature vector x^i that type (η^i, δ^i) induces through some equilibrium distortion choice. Since the equilibrium is fully informative, it follows that $y(x^i) = \beta_0 + \beta^T \eta^i$ for each i . Each type (η^i, δ^i) can secure the payoff from mimicking (η^0, δ^0) , so the sequence (x^i) for $i \geq 1$ is bounded. After possibly passing to a subsequence, I can assume that this sequence converges to some limit x^* .

Now I obtain the contradiction. To simplify notation, let

$$c(d) = (1/2) \sum_{j=1}^k d_j / \delta_j^0.$$

Each type (η^i, δ^i) weakly prefers x^i to x^0 , so

$$t^i \|\beta\|^2 \geq \frac{c(x^i - \eta^i) - c(x^0 - \eta^i)}{(1 + s^i)^2}.$$

Passing to the limit in i gives

$$c(x^* - \eta^0) \leq c(x^0 - \eta^0). \quad (30)$$

Type $(\eta^0, \kappa \delta^0)$ must be indifferent between x^0 and any feature vector chosen in equilibrium since x^0 yields same decision and cannot be more costly (for otherwise type (η^0, δ^0) would have a profitable deviation). Therefore, type $(\eta^0, \kappa \delta^0)$ weakly prefers x^0 to x^i , so

$$t^i \|\beta\|^2 \leq \frac{c(x^i - \eta^0) - c(x^0 - \eta^0)}{\kappa^2} \leq \frac{c(x^i - \eta^0) - c(x^* - \eta^0)}{\kappa^2}, \quad (31)$$

where the second inequality follows from (30).

Similarly, since each type (η^i, δ^i) prefers x^i to x^j , we have

$$(t^i - t^j) \|\beta\|^2 \geq \frac{c(x^i - \eta^i) - c(x^j - \eta^i)}{(1 + s^i)^2}.$$

Passing to the limit as $j \rightarrow \infty$ gives

$$t^i \|\beta\|^2 \geq \frac{c(x^i - \eta^i) - c(x^* - \eta^i)}{(1 + s^i)^2}. \quad (32)$$

Clear denominators in (31) and (32) and then subtract to get

$$\begin{aligned} & ((1 + s_i)^2 - (1 + \kappa)^2) t^i \|\beta\|^2 \\ & \geq [c(x^i - \eta^i) - c(x^* - \eta^i)] - [c(x^i - \eta^0) - c(x^* - \eta^0)] \end{aligned}$$

$$\begin{aligned}
&= [c(x^i - \eta^i) - c(x^i - \eta^0)] + [c(x^* - \eta^0) - c(x^* - \eta^i)] \\
&= [c(x^i - \eta^0 - t^i \beta) - c(x^i - \eta^0)] + [c(x^* - \eta^0) - c(x^* - \eta^0 - t^i \beta)].
\end{aligned}$$

Divide by t^i and pass to the limit as $i \rightarrow \infty$. By the mean value theorem, the terms on the right converge to $-c'(x^* - \eta^0)\beta$ and $c'(x^* - \eta^0)\beta$, so we obtain the contradiction

$$-(\kappa^2 - 1)\|\beta\|^2 \geq 0. \quad \square$$

B.2 Counterexamples

Example 1 (Receiver's payoff is not monotone in $\Sigma_{\delta\delta}$)

Suppose $k = 2$. Consider the covariance matrices³²

$$\Sigma_{\theta\eta} = \begin{bmatrix} 4 \\ 1 \end{bmatrix}, \quad \Sigma_{\eta\eta} = \begin{bmatrix} 2 & 1 \\ 1 & 2 \end{bmatrix}, \quad \Sigma_{\delta\delta} = \begin{bmatrix} 1 & 0 \\ 0 & 1 \end{bmatrix}.$$

With these parameters, the regression coefficient β equals $(7/3, -2/3)$. Even though η_1 and η_2 are both positively correlated with the quality θ , the regression coefficient on η_2 is negative because η_1 and η_2 have positively correlated errors and η_2 has a weaker correlation with θ . The signaling equilibrium is $b^* = (1.20, -0.10)$. As $\text{var}(\delta_2)$ increases, both components of b^* shrink in magnitude, and the receiver's payoff increases, though the effect is small.³³

Example 2 (Noisy scoring)

Take $k = 1$. Suppose η and δ are uncorrelated with unit variance and let $\theta = \eta - 2\delta$. Hence $\sigma_{\theta\eta} = 1$ and $\sigma_{\theta\delta} = -2$. In this case the optimal scoring rule uses $b = 0.25$ and $\mathbf{E}[\text{var}(f(X)|X)] = 0.059$. The added noise makes it obedient to use such a small coefficient b , which dampens the sender's distortion.

³²Set $\sigma_\theta^2 = 9$. This variance does not affect the analysis, as long as the induced variance matrix is positive semidefinite.

³³Increasing $\text{var}(\delta_2)$ from 1 to 2 shifts b^* from $(1.1951, -0.0971)$ to $(1.1950, -0.0966)$. The receiver's utility increases from -4.3167 to -4.3165 .

B.3 Elliptical noise

Here I use elliptical noise to construct scores that are elliptically distributed in equilibrium. Fix a coefficient vector b . The random variable

$$b^T(\eta + b \circ \delta) - b^T(\mu_\eta + b \circ \mu_\delta)$$

is elliptical with mean zero. Denote its variance by σ_x^2 . Its characteristic function takes the form $\phi(t^2/\sigma_x^2)$ for some function ϕ . For any $v > 0$, let $Z = (Z_1, Z_2)$ be elliptically distributed with characteristic function $\phi(t_1^2/\sigma_x^2 + t_2^2/v)$. Since Z is elliptical, there exists a version of the conditional distribution such that $Z_2|Z_1 = z_1$ is elliptical for each z_1 in $\text{supp } Z_1$. For each x , let $f(x)$ in $\Delta(\mathbf{R})$ be the conditional law of $b_0 + b^T x + Z_2$, given that $Z_1 = b_0 + b^T x$. By construction, $f(\eta + b \circ \delta)$ has the same distribution as $\mu_\theta + Z_1 + Z_2$ and hence is elliptical.

B.4 Noisy, efficient scoring

Consider the setting of random linear scores from Section 6. Suppose that the intermediary maximizes the expectation of the social welfare function $\pi u_S + (1 - \pi)u_R$, where π is in $[0, 1]$. In particular, $\pi = 0$ corresponds to the main model. For a given scoring rule f , define the *noise ratio* to be $\mathbf{E}[\text{var}(f(X)|X)]/\text{var}(f(X))$, where X follows the distribution of the feature vector induced by the sender's best response to f . The noise ratio measures the share of the variation in the score that is due to the exogenously added noise.

Proposition 7 (Efficient scoring)

Suppose $\Sigma_{\delta\delta}$ has full rank. There exists a cutoff $\bar{\pi} \in (0, 1)$ such that welfare-maximizing random scoring is deterministic if and only if $\pi \leq \bar{\pi}$. For $\pi > \bar{\pi}$, the optimal noise ratio is strictly increasing in π and converges to 1 as $\pi \rightarrow 1$.

Proof. Analogously to the random receiver-optimal scoring problem in (29), the relaxed version of the efficient random scoring problem can be expressed

as

$$\begin{aligned} & \text{minimize} \quad \pi(1/2)(b \circ b)^T \mu_\delta - (1 - \pi)b^T \Sigma_{\eta\theta} \\ & \text{subject to} \quad b^T \Sigma_{\eta\eta} b + (b \circ b)^T \Sigma_{\delta\delta} (b \circ b) + z - b^T \Sigma_{\eta\theta} = 0. \end{aligned} \quad (33)$$

Denote the left side of the constraint by $g(b) + z$. The objective is strictly convex in b . The first-order condition for the unconstrained problem is

$$\pi(b \circ \mu_\delta) = (1 - \pi)\Sigma_{\eta\theta},$$

so the unconstrained problem has a unique solution

$$\hat{b} = \frac{1 - \pi}{\pi} \Sigma_{\eta\theta} \circ \mu_\delta^{-1},$$

where μ_δ^{-1} denotes the componentwise reciprocal of μ_δ . (Since $\Sigma_{\delta\delta}$ has full rank, $\mu_\delta \gg 0$.)

If $g(\hat{b}) \leq 0$, then the unique solution of (33) is $(b, z) = (\hat{b}, -g(\hat{b}))$. Appendix B.3 shows how to use elliptical noise to construct a random score with these parameters that is elliptically distributed in equilibrium and hence obedient. If $g(\hat{b}) > 0$, then the solution must be noise-free; otherwise there would be a strictly improving perturbation. In this case, the problem is to minimize f subject to the constraint $g(b) = 0$. This problem has a unique solution. If there were two solutions b^1 and b^2 , then taking $b = (b^1 + b^2)/2$ and $z = -g((b^1 + b^2)/2) > 0$ would be a strict improvement.

As a function of π in $[0, 1)$, the expression $g(\hat{b})$ is a strictly quasiconvex polynomial that converges from below to 0 as $\pi \rightarrow 1$ and tends to infinity as $\pi \rightarrow 0$. Therefore, $g(\hat{b})$ has a unique zero in $(0, 1)$, which I denote by $\bar{\pi}$. For $\pi \leq \bar{\pi}$, we have $g(\hat{b}) > 0$, so the solution is noise-free. For $\pi > \bar{\pi}$, the optimal noise ratio is positive and equals

$$\frac{-g(\hat{b})}{\hat{b}^T \Sigma_{\eta\eta} \hat{b} + (\hat{b} \circ \hat{b})^T \Sigma_{\delta\delta} (\hat{b} \circ \hat{b}) - g(\hat{b})} = 1 - \frac{\hat{b}^T \Sigma_{\eta\eta} \hat{b} + (\hat{b} \circ \hat{b})^T \Sigma_{\delta\delta} (\hat{b} \circ \hat{b})}{\hat{b}^T \Sigma_{\eta\theta}},$$

which is strictly increasing in π and converges to 1 as $\pi \rightarrow 1$. \square