

Scoring Strategic Agents

Ian Ball*

March 14, 2022

Abstract

I introduce a model of predictive scoring. A receiver wants to predict a sender’s quality. An intermediary observes multiple features of the sender and aggregates them into a score. Based on the score, the receiver takes a decision. The sender wants the most favorable decision, and she can distort each feature at a privately known cost. I characterize the most accurate scoring rule. This rule underweights some features to deter sender distortion, and overweights other features so that the score is correct on average. The receiver prefers this scoring rule to full disclosure because information aggregation mitigates his commitment problem.

Keywords: scoring, multidimensional signaling, screening, intermediation

JEL Codes: C72, D82, D83, D86.

*MIT Department of Economics, ianball@mit.edu. This paper was previously circulated with the title “Incentive-Compatible Prediction.” An earlier version of this paper was used as the first chapter of my dissertation at Yale. For continual guidance, I thank my advisor Dirk Bergemann and my committee members Larry Samuelson and Johannes Hörner. For helpful discussions, I thank Nageeb Ali, Isiah Andrews, Simon Board, Alessandro Bonatti, Tilman Börgers, Hector Chade, Gonzalo Cisternas, Joyee Deb, José-Antonio Espín-Sánchez, Mira Frick, Marina Halac, Rick Harbaugh, Tibor Heumann, Ryota Iijima, Navin Kartik, Deniz Kattwinkel, Jan Knoepfle, Soonwoo Kwon, Patrick Lahr, Stephan Laueremann, Ro’ee Levy, Xiangliang Li, Heng Liu, Niccolò Lomys, Erik Madsen, George Mailath, Chiara Margaria, Idione Meneghel, Meg Meyer, Konrad Mierendorff, Weicheng Min, Xiaosheng Mu, Miquel Oliu-Barton, Juan Ortner, Yujie Qian, Tim Roughgarden, Anna Rubinchik, Grant Schoenebeck, Eran Shmaya, Nicholas Snashall-Woodhams, Suk Joon Son, Rani Spiegler, Philipp Strack, Juuso Välimäki, Nisheeth Vishnoi, Allen Vong, Conor Walsh, Xinyang Wang, and Weijie Zhong.

1 Introduction

As data sources proliferate, predictive scores are increasingly used to guide important decisions. Banks use credit scores to set the terms of loans; judges use defendant risk scores to set bail; and online platforms score sellers, businesses, and job-seekers. We now live in a “scored society” (Citron and Pasquale, 2014). These scores have a common structure: An intermediary gathers data about an agent from different sources and then aggregates the agent’s features into a score that predicts a quality of interest. For example, a FICO credit score predicts a consumer’s creditworthiness by aggregating features such as credit utilization rate and length of credit history.¹

Predictive scoring is not only a statistical problem. Strategic manipulation presents an additional challenge. An agent who understands that she is being scored can distort her features to improve her score, without changing her quality. For example, a consumer can spread her spending across multiple credit cards to lower her credit utilization rate, without reducing her risk of default. “The scoring models may not be telling us the same thing that they have historically,” according to Mark Zandi, chief economist at Moody’s, “because people are so focused on their scores and working hard to get them up.”² Across different contexts, scores that influence high-stakes decisions tend to be manipulated.³ In the presence of such strategic behavior, what scoring rule induces the most accurate decisions?

To answer this question, I build a model of predictive scoring. There are three players: sender, intermediary, and receiver. The sender is the agent being scored. The receiver wants to predict the *quality* of the sender. The intermediary observes multiple manipulable *features* of the sender, and commits to a rule for aggregating these features into a score (from an unrestricted set). The receiver sees this score and takes a decision. He wants his decision

¹According to FICO, its scores are used in 90% of U.S. lending decisions (<https://ficoscore.com>).

²“How More Americans Are Getting a Perfect Credit Score,” *Bloomberg*, August 14, 2017.

³For instance, hospitals admit healthy patients to improve their scorecards, and law schools hire their own graduates to boost their US News rankings; see Ederer et al. (2018).

to match the sender’s quality. The sender wants the most favorable decision, and she can distort each of her features at a cost. For each feature, the sender has two dimensions of private information. The *intrinsic level* is the value the feature would take if the sender did not distort it. The *distortion ability* parameterizes the sender’s cost of distorting that feature. The sender’s quality is correlated with the intrinsic levels of the features.

The intermediary designs the scoring rule to minimize the mean squared error between the receiver’s decision and the sender’s quality. If the sender’s features were exogenous, then predicting her quality would be a purely statistical problem. Instead, the intermediary must consider how the scoring rule motivates the sender to distort her features. Formally, each scoring rule induces a different game between the sender and receiver.

I first consider a *signaling* setting in which the receiver observes the sender’s features. In the resulting game between the sender and the receiver, the sender’s features serve as signals of her quality. This benchmark gives a lower bound on the intermediary’s payoff from optimal scoring since full disclosure is a feasible scoring rule.

In the signaling game, the sender’s distortion can interfere with the receiver’s prediction of the sender’s quality. I first show that the signaling game has exactly one equilibrium in linear strategies (Theorem 1). In this equilibrium, the sender distorts each feature in proportion to her distortion ability. If distortion ability is homogeneous in the population, then every sender type distorts her features by the same amount. The receiver anticipates this distortion and subtracts it to recover the sender’s intrinsic levels. If distortion ability is heterogeneous, however, each feature confounds the sender’s intrinsic level with her distortion ability. The receiver cannot distinguish a sender with a high intrinsic level and low distortion ability from a sender with a lower intrinsic level but higher distortion ability.

Next, I return to the main *scoring* setting in which the receiver learns about the sender’s quality only through the intermediary’s score. While more information always helps a decisionmaker acting in isolation, here the coarsening of information improves the receiver’s predictions by mitigating a commit-

ment problem. To illustrate this problem, suppose that the receiver tried to discourage distortion by making his decision less sensitive to the sender’s features. As the sender distorts less, her features become more informative about her quality, and hence the receiver would want to react more fully.

I restrict attention to linear scoring rules. First, I characterize the type distributions for which optimal scoring yields strictly more accurate decisions than the signaling equilibrium (Theorem 2). If this generic condition is satisfied, the optimal scoring rule underweights some features in order to deter sender distortion, and it overweights other features so that the score remains correct on average. A feature is underweighted more if distortion ability is more heterogeneous or the intrinsic level is more informative of quality (Theorem 3). If the receiver could observe the sender’s features *ex post*, he would choose a different decision, but from the score alone he cannot disentangle the value of each feature.

Finally, I consider a *screening* setting in which the receiver can commit to his decision as a function of the sender’s features. Again, I focus on linear rules. Unlike in the scoring setting, the receiver can underweight every feature simultaneously. As commitment increases—from no commitment (signaling) to information commitment (scoring) to decision commitment (screening)—the receiver’s decision becomes less sensitive to the sender’s features, thus reducing the informational loss from distortion (Theorem 4). Relative to scoring, screening increases the sender’s expected payoff since the reduced sensitivity lessens the sender’s burden to distort her features (Theorem 5).

The rest of the paper is organized as follows. The next subsection discusses related literature. Section 2 presents the model of predictive scoring. Section 3 analyzes the signaling game without the intermediary. Section 4 studies scoring. I characterize which decisions the intermediary can induce, and I optimize over this set. In Section 5, I analyze the screening setting. Then I compare the solutions in the three settings—signaling, scoring, and screening. Section 6 extends the baseline model to consider random scores and a more general social welfare objective. The conclusion is in Section 7. Proofs are in Appendix A. Additional results are in Appendix B.

Related literature

The starting point for my analysis is a multi-feature extension of the elliptical signaling environment in [Frankel and Kartik \(2019\)](#), which in turn builds upon the Gaussian settings in [Bénabou and Tirole \(2006\)](#), [Fischer and Verrecchia \(2000\)](#), and [Prendergast and Topel \(1996\)](#). Incorporating multiple features allows me to study the aggregation of these features into a score, which is my primary contribution. Independently, [Frankel and Kartik \(2021\)](#) compare signaling and screening in the single-feature setting from [Frankel and Kartik \(2019\)](#). They show that the receiver benefits from committing to under-react to the sender’s feature.⁴ A related screening problem with a binary rather than continuous decision, termed strategic classification, is studied in computer science ([Dalvi et al., 2004](#); [Brückner and Scheffer, 2009](#); [Hardt et al., 2016](#)).⁵ [Björkegren et al. \(2021\)](#) estimate the parameters of a multi-feature screening model to obtain a practical estimator. In a field experiment in Kenya, they find that this estimator outperforms the naive unpenalized estimator.

In contrast to screening, scoring has received little formal analysis. The closest paper is [Bonatti and Cisternas \(2020\)](#). In their model, a sequence of monopolists price-discriminate using a score that aggregates noisy measurements of past purchase quantities. While the focus is on consumer welfare, the paper also shows that the most informative score is more persistent than the ex-post optimal prediction. Persistence mitigates the ratchet effect, thus increasing the signal-to-noise ratio. The cause of information loss in their model is noisy measurement, whereas in mine it is the failure of single-crossing. [Rick \(2013\)](#) shows that in a signaling game, social welfare can improve when the signal is transmitted over a noisy channel. [Whitmeyer \(2020\)](#) studies the receiver-optimal garbling of the sender’s signal. This garbling achieves the receiver’s commitment solution if the receiver’s choice is

⁴In a more specialized model, [Duffie and Dworczak \(2021\)](#) study the optimal transaction-size weighting of a financial index in the presence of manipulation by traders.

⁵In economics, [Cunningham and Moreno de Barreda \(2019\)](#) studies a similar screening problem with a binary decision. [Hu et al. \(2019\)](#) consider strategic classification with heterogeneous distortion ability. They study how this heterogeneity affects the distribution of welfare across different sender types, while I focus on the informational loss for the receiver.

binary.⁶ Segura-Rodriguez (2021) studies the profit-maximizing sale of scores that aggregate multi-dimensional consumer data. The data buyer has private information about which dimension he values. Unlike in my model, consumer data is exogenous.

In the active literature on information design, the designer generally controls information about an exogenous state. The papers on information design with an endogenous state focus on moral hazard, without private information for the agent. In Boleslavsky and Kim (2021), Rodina and Farragut (2020), Mekerishvili (2018), and Zapechelnyuk (2020), the designer simultaneously persuades the receiver and motivates the sender to exert effort.⁷ In a dynamic setting, Rodina (2020) and Hörner and Lambert (2021) solve for effort-maximizing feedback in Holmström’s (1999) career concerns model. Liang and Madsen (2021) study incentives for effort when the principal can learn from the outcomes of similar individuals. In all these papers, the objective is to increase the sender’s return to productive effort. In my model, the objective is to dampen the sender’s return from unproductive distortion.

2 A model of predictive scoring

2.1 Setting

There are three players. The agent being scored is called the sender (she). An intermediary commits to a rule that maps the sender’s feature vector into a score. A receiver (he) observes this score and takes a decision.

The receiver wants to predict the sender’s *quality* $\theta \in \mathbf{R}$. The receiver takes a decision $y \in \mathbf{R}$, and his utility u_R is given by

$$u_R = -(y - \theta)^2.$$

⁶In a moral hazard setting, Crémer (1995) shows that a principal may prefer a less accurate monitoring technology so that she finds it sequentially rational to refuse to renegotiate.

⁷Perez-Richet and Skreta (2021) study persuasion with a different model of distortion. The sender can falsify the input to the designer’s chosen test.

Thus, the receiver matches his decision with his posterior expectation of θ .

The sender has k manipulable *features*, labeled $j = 1, \dots, k$. For each feature j , the sender privately knows her *intrinsic level* $\eta_j \in \mathbf{R}$ and her *distortion ability* $\delta_j \in \mathbf{R}_+$. (As a mnemonic, η is for *intrinsic* and δ is for *distortion*.) The intrinsic levels δ_j are correlated with the quality θ —the joint distribution is specified in Section 2.2. The sender does not observe her quality θ .⁸

For each feature j , the sender chooses distortion $d_j \in \mathbf{R}$. Feature j takes the value

$$x_j = \eta_j + d_j.$$

The sender's utility u_S is given by

$$u_S = y - (1/2) \sum_{j=1}^k d_j^2 / \delta_j.$$

The sender wants the decision y to be high, and she experiences a quadratic cost from distorting each feature. The higher the sender's distortion ability δ_j , the lower is her marginal cost of distorting feature j . If $\delta_j = 0$, the sender cannot distort feature j , so $x_j = \eta_j$.⁹

The intermediary, unlike the sender and receiver, has commitment power. Initially, the intermediary commits to a score set S and a scoring rule

$$f: \mathbf{R}^k \rightarrow \Delta(S),$$

which assigns to each realized feature vector x a random score in S .¹⁰ The score set S is not restricted, but I will show that there is no loss in taking S equal to \mathbf{R} , the receiver's decision space. The intermediary has the same utility function as the receiver, so it wants the receiver's decision to be as accurate as possible (in the sense of minimizing mean-squared error). An interpretation is that the intermediary is a monopolist who sells a scoring service to the receiver

⁸The equilibria I construct would remain equilibria if the receiver observed θ .

⁹For $\delta_j = 0$, the sender's utility is defined by the limit as δ_j converges to 0 from above.

¹⁰The intermediary in my model privately observes payoff-relevant choices by the sender, unlike a classical mediator who elicits cheap talk reports (Aumann, 1974; Myerson, 1982, 1986; Forges, 1986).

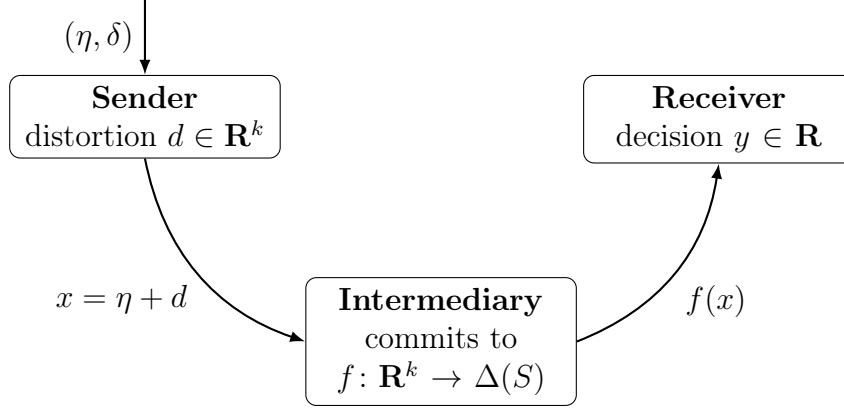


Figure 1. Flow of information

and secures a share of the receiver's surplus.

The intermediary's scoring rule induces a game between the sender and receiver. Figure 1 illustrates the flow of information in this game. The sender observes her private type (η, δ) and then chooses how much to distort each feature. Her distorted feature vector x is observed by the intermediary. The intermediary assigns the score $f(x)$ and passes it to the receiver. Crucially, the receiver does not observe the feature vector x . From the score $f(x)$, the receiver updates his beliefs about the sender's quality θ and takes a decision y . Finally, payoffs are realized.

2.2 Elliptical distribution

The $(1 + 2k)$ -vector (θ, η, δ) follows an elliptical distribution satisfying $\delta \geq 0$. The second moments are finite. Denote the mean and variance of (θ, η, δ) by

$$\mu = \begin{bmatrix} \mu_\theta \\ \mu_\eta \\ \mu_\delta \end{bmatrix} \quad \text{and} \quad \Sigma = \begin{bmatrix} \sigma_\theta^2 & \Sigma_{\theta\eta} & \Sigma_{\theta\delta} \\ \Sigma_{\eta\theta} & \Sigma_{\eta\eta} & \Sigma_{\eta\delta} \\ \Sigma_{\delta\theta} & \Sigma_{\delta\eta} & \Sigma_{\delta\delta} \end{bmatrix}.$$

The family of elliptical distributions generalizes the multivariate Gaussian. For multivariate Gaussian distributions, (i) the isodensity curves are concentric

ellipses centered at the mean, and (ii) along any ray emanating from the mean, the density decays exponentially in the square distance. Elliptical distributions retain property (i) but relax property (ii) to allow for any normalized radial density function.¹¹ Examples of the elliptical distribution include the uniform distribution over the interior of an ellipse as well as the multivariate Gaussian, Student, Laplace, and the stable distributions.

Elliptical distributions are the most general class with the linear conditional expectations property; see the monograph of Fang et al. (1989). Denote the regression coefficient vector from regressing a random variable Y on a random vector X by $\text{reg}(Y|X) = \text{var}^{-1}(X) \text{Cov}(Y, X)$, assuming X and Y have finite second moments and $\text{var}(X)$ has full rank.

Lemma 1 (Linear conditional expectations)

Let $X = A\eta + B\delta$ for some matrices A and B . If $\text{var}(X)$ has full rank, then

$$\mathbf{E}[\theta|X] = \mu_\theta + \text{reg}^T(\theta|X)(X - \mathbf{E}[X]).$$

For any distribution, the regression on the right side is the best *linear* prediction of θ from X . For the elliptical family, this regression is the best unrestricted prediction as well.

Lastly, I impose standing assumptions on the covariance.

Assumptions (Covariances)

- (A1) $\Sigma_{\eta\theta} \neq 0$.
- (A2) $\Sigma_{\eta\eta} - \Sigma_{\eta\delta}\Sigma_{\delta\delta}^\dagger\Sigma_{\delta\eta}$ has full rank.
- (A3) $\Sigma_{\delta\delta}$ is componentwise nonnegative.
- (A4) $\Sigma_{\delta\theta} = 0$ and $\Sigma_{\delta\eta} = 0$.

The first two assumptions are technical. Assumption A1 ensures that at least one of the sender's intrinsic levels provides information about her quality θ . In Assumption A2, the matrix expression is proportional to the conditional

¹¹An elliptical distribution need not have a density. The most general definition uses the characteristic function: A random vector X is elliptical if there exists a vector μ , a positive semidefinite matrix Σ , and a function ϕ such that $\mathbf{E}[e^{it^T(X-\mu)}] = \phi(t^T\Sigma t)$ for all real vectors t ; see Cambanis et al. (1981).

variance of η given δ .¹² I require this matrix to have full rank so that the distorted feature vector will be nondegenerate. The next two assumptions are more substantive. Assumption A3 says that the sender’s distortion abilities on different features are nonnegatively correlated. Assumption A4 says that the sender’s distortion abilities are not correlated with her quality or with her intrinsic levels. This stylized assumption keeps the analysis tractable, and it captures the motivation that the sender’s intrinsic levels are what convey information about her quality.

3 Signaling without the intermediary

For this section, drop the intermediary and suppose that the receiver directly observes the sender’s distorted feature vector x . Thus, the sender and receiver play a signaling game, with features as signals. This signaling setting gives a lower bound on the intermediary’s payoff from optimal scoring since full disclosure is a feasible scoring rule.

3.1 Linear equilibrium characterization

In the signaling game, (pure) strategies are defined as follows. Let T denote the support of (η, δ) . A distortion strategy for the sender is a map $d: T \rightarrow \mathbf{R}^k$, which assigns a distortion vector to each sender type. A decision strategy for the receiver is a map $y: \mathbf{R}^k \rightarrow \mathbf{R}$, which assigns a decision to each feature vector.

I focus on *linear equilibria*, i.e., Bayes–Nash equilibria in which each player’s strategy is linear (technically affine).¹³ Suppose that the receiver uses the

¹²For elliptical distributions, the conditional variance $\text{var}(\eta|\delta)$ is random, but every realization is a scalar multiple of $\Sigma_{\eta\eta} - \Sigma_{\eta\delta}\Sigma_{\delta\delta}^\dagger\Sigma_{\delta\eta}$ (Cambanis et al., 1981, Corollary 5).

¹³If (θ, η, δ) were a nondegenerate Gaussian, then linear strategies would have full support, and every feature vector would be on-path. To avoid concave cost functions that are unbounded below, I follow Frankel and Kartik (2019) in using elliptical distributions satisfying $\delta \geq 0$. Due to the elliptical symmetry of the support, this sign restriction forces the support to be bounded, so some feature vectors are off-path. I require that the receiver’s strategy remain linear off-path. This off-path restriction is neither stronger nor weaker than that of perfect Bayesian equilibrium.

linear strategy

$$y(x) = b_0 + b^T x,$$

for some intercept b_0 and coefficient vector $b = (b_1, \dots, b_k)$. Given this strategy, the sender's utility from distortion vector d is

$$b_0 + b^T(\eta + d) - (1/2) \sum_{j=1}^k d_j^2 / \delta_j.$$

This expression is strictly concave in d and additively separable across features. The marginal benefit of distorting feature j is constant and equal to the feature weight b_j . The marginal cost of distorting feature j is d_j / δ_j . Equating these expressions yields the sender's best response: $d_j(\eta, \delta) = b_j \delta_j$ for each j . The vector $d(\eta, \delta)$ is the componentwise product $b \circ \delta$.

With this best response, the sender's feature vector is $\eta + b \circ \delta$. The equilibrium condition is

$$b_0 + b^T(\eta + b \circ \delta) = \mathbf{E}[\theta | \eta + b \circ \delta]. \quad (1)$$

This is an equality between random variables. The right side is the receiver's posterior expectation of θ upon seeing the sender's feature vector. The intercept b_0 does not affect the sender's distortion incentives; it must be chosen so that the expected decision equals μ_θ . Since b_0 is pinned down by b , hereafter I mention only the coefficient vector b . By Lemma 1, the linear equilibrium condition reduces to the regression equation

$$b = \text{reg}(\theta | \eta + b \circ \delta). \quad (2)$$

The variance of $\eta + b \circ \delta$ is quadratic in the coefficient vector b , so (2) is cubic.¹⁴ Nevertheless, the covariance assumptions deliver the following crisp

¹⁴This contrasts with other linear-quadratic settings. In classical linear-quadratic coordination games (Morris and Shin, 2002) and their generalization in Lambert et al. (2018), the equilibrium condition is linear because signals are exogenous. In Kyle (1985), the signal is endogenous, but in contrast to my model the sensitivity of the sender's (insider's) best response is *inversely* proportional to the sensitivity of the receiver's (market maker's)

conclusion.

Theorem 1 (Existence and uniqueness)

The signaling game has exactly one linear equilibrium.

The only covariance assumption used to prove existence is A2, which ensures that $\text{var}(\eta + b \circ \delta)$ is bounded below. It follows that the norm of the regression vector $\text{reg}(\theta|\eta + b \circ \delta)$ is bounded as well. Then existence follows from Brouwer’s fixed point theorem.

Uniqueness uses the substantive covariance assumptions A3 and A4. The intuition is clearest with a single feature. In that case,

$$\text{reg}(\theta|\eta + b\delta) = \frac{\sigma_{\theta\eta}}{\sigma_\eta^2 + b^2\sigma_\delta^2}.$$

Consider an equilibrium with coefficient $b^* > 0$. If the receiver increases the sensitivity to b , with $b > b^*$, then the sender distorts her feature more, making it less informative. Hence, the receiver’s best response is *less* sensitive:

$$\text{reg}(\theta|\eta + b \circ \delta) < b^* < b.$$

Symmetrically, if the receiver reduces the sensitivity below b^* , the sender distorts less, making the feature more informative. With multiple uncorrelated features, this argument can be applied componentwise.

The proof in the general case must consider interactions across features. I show that a coefficient vector is an equilibrium if and only if it minimizes the function

$$\Phi(b) = \text{var}(b^T\eta - \theta) + (1/2) \text{var}(b^T(b \circ \delta)).$$

This function is strictly convex, so it cannot have more than one minimizer. The factor of $(1/2)$ appears because the receiver’s best response does not internalize the effect of the receiver’s strategy on the sender’s distortion.

strategy. As a result, the equilibrium condition is quadratic.

3.2 Information loss from distortion

If the receiver could observe the sender's type, he would form the posterior expectation

$$\mathbf{E}[\theta|\eta, \delta] = \beta_0 + \beta^T \eta,$$

where $\beta = \text{reg}(\theta|\eta)$. An equilibrium is *fully informative* if the receiver's decision coincides with $\mathbf{E}[\theta|\eta, \delta]$.¹⁵

Proposition 1 (Fully informative equilibrium)

In the signaling game, the unique linear equilibrium is fully informative if and only if $(\beta \circ \beta)^T \delta$ is constant, i.e., $(\beta \circ \beta)^T \Sigma_{\delta\delta} (\beta \circ \beta) = 0$.

In particular, if the distortion ability vector δ is homogeneous in the population, the equilibrium is fully informative. Without uncertainty about the sender's distortion ability, the sender's choice of distortion can be perfectly anticipated in equilibrium and subtracted to recover the intrinsic levels. Even if the distortion $\beta \circ \delta$ cannot be perfectly anticipated, Proposition 1 says that there is no information loss if the contribution $\beta^T(\beta \circ \delta)$ of this distortion to the decision can be perfectly anticipated.

If the signaling equilibrium is fully informative, then the intermediary can do no better than fully revealing the sender's full feature vector. Therefore, I am most interested in the case where $\Sigma_{\delta\delta}$ has full rank. In this case, Proposition 1 guarantees that the unique linear equilibrium in the signaling game is not fully informative. In fact, there is no fully informative Bayes–Nash equilibrium, linear or otherwise; see Appendix B.3.

How does the receiver's utility in the unique linear equilibrium depend on the utility weight that the sender places on the decision? Following Frankel and Kartik (2019), suppose that the receiver's utility equals

$$\alpha y - (1/2) \sum_{j=1}^k d_j^2 / \delta_j,$$

¹⁵Since no player observes the residual uncertainty $\theta - \mathbf{E}[\theta|\eta, \delta]$ until the game is over, redefining θ to be $\beta_0 + \beta^T \eta$ would not change behavior.

where $\alpha > 0$. Call α the sender’s *stake* in the decision. Dividing through by α does not change preferences, so the model with stake α corresponds to the baseline model with distortion ability $\alpha\delta$.

Proposition 2 (Stakes and information loss)

If $\Sigma_{\delta\delta}$ has full rank, then the receiver’s signaling utility is strictly decreasing in the sender’s stake.

This is the same conclusion reached by [Frankel and Kartik \(2019, Proposition 4, p. 1761\)](#) in their single-feature setting (with nonnegative correlation between θ and η). For a given receiver strategy, higher stakes add more noise to the sender’s feature vector. But with higher stakes, the receiver’s equilibrium strategy also changes. I show that the change in the receiver’s strategy is not large enough to offset the direct effect of the increased stakes. [Example 1](#) in [Appendix B.1](#) shows, however, that increasing $\Sigma_{\delta\delta}$ in the positive semidefinite order can increase the receiver’s equilibrium payoff.

4 Scoring

Now I return to the scoring model with the intermediary. I use the revelation principle to characterize the linear decision rules that the intermediary can induce. Then I maximize the intermediary’s objective over this set.

4.1 Revelation principle and obedience

Each scoring rule $f: \mathbf{R}^k \rightarrow \Delta(S)$ induces a game between the sender and receiver. In this game, the sender chooses a (mixed) strategy $d: T \rightarrow \Delta(\mathbf{R}^k)$ and the receiver chooses a (mixed) strategy $y: S \rightarrow \Delta(\mathbf{R})$. The intermediary’s score set S is unrestricted, but the logic of the revelation principle from [Myerson \(1986\)](#) shows that there is no loss in restricting to direct, obedient scoring rules, i.e., scores are decision recommendations that the receiver is willing to obey. Formally, if (d, y) is a Bayes–Nash equilibrium of the game induced by a scoring rule f , then (d, id) is a Bayes–Nash equilibrium of the game induced by the direct scoring rule $y \circ f: \mathbf{R}^k \rightarrow \Delta(\mathbf{R})$.

As in the signaling benchmark, I restrict attention to equilibria in which the receiver’s decision is a linear function of the sender’s feature vector. Formally, I restrict attention to scoring rule–equilibrium pairs $(f; d, y)$ for which $y \circ f$ is a deterministic¹⁶ linear function from \mathbf{R}^k to \mathbf{R} . This restriction keeps the problem tractable, and it ensures that the comparison between scoring and signaling isolates the effect of intermediation (rather than nonlinearity).

Once I impose this substantive linearity restriction, the revelation principle says that there is no *further* loss in restricting attention to obedient scoring rules $f: \mathbf{R}^k \rightarrow \mathbf{R}$ of the form

$$f(x) = b_0 + b^T x,$$

for some intercept b_0 and coefficient vector $b = (b_1, \dots, b_k)$. As in the signaling game, the sender’s best response is $d(\eta, \delta) = b \circ \delta$. The receiver’s obedience condition is

$$b_0 + b^T(\eta + b \circ \delta) = \mathbf{E}[\theta | b_0 + b^T(\eta + b \circ \delta)]. \quad (3)$$

The right side is the receiver’s posterior expectation of θ upon seeing the score. This condition is weaker than the signaling equilibrium condition (1) because the receiver has less information. With multiple features, the level curves of the scoring rule are parallel hyperplanes normal to the vector b . The receiver forms his posterior expectation knowing only the hyperplane on which the sender’s feature vector lies.¹⁷

By the linear conditional expectations property (Lemma 1), condition (3) holds if and only if either $b = 0$ or else $b \neq 0$ and

$$1 = \text{reg}(\theta | b^T(\eta + b \circ \delta)),$$

where b_0 is dropped since it is pinned down by b . While the signaling equilibrium condition matches the regression coefficient on every feature, obedience

¹⁶Given the linearity, allowing random scoring rules does not change the optimum. See Proposition 5.

¹⁷With a single feature ($k = 1$), conditions (3) and (1) are equivalent, except that scoring allows $b = 0$, i.e., providing no information.

just matches the regression coefficient on the score.

4.2 Optimal scoring

Now I maximize the intermediary’s objective over the space of obedient linear scoring rules. Obedience implies that the expected decision equals μ_θ , so the mean decision error is zero. After a bias–variance decomposition, the mean-squared error reduces to the variance. Writing out the regression equation, the intermediary’s problem is

$$\begin{aligned} \text{minimize} \quad & \text{var}(b^T(\eta + b \circ \delta) - \theta) \\ \text{subject to} \quad & \text{var}(b^T(\eta + b \circ \delta)) = \text{cov}(b^T(\eta + b \circ \delta), \theta). \end{aligned} \tag{4}$$

Proposition 3 (Scoring existence and uniqueness)

The scoring problem (4) has exactly one solution.

Denote the solution by b^{score} . I compare b^{score} with the coefficient vector in the unique linear signaling equilibrium, which I denote b^{signal} . The vector b^{signal} is a feasible point in (4), but it is not optimal, except in a knife-edge case. Perturbing the coefficient vector b away from b^{signal} has two effects. First, it introduces ex-post prediction error—the receiver’s decision is not the optimal prediction of quality from the sender’s distorted features. Second, it induces the sender to choose a different level of distortion, which changes the distribution of the sender’s features. The ex-post prediction error is minimized at b^{signal} , so loss from prediction error is only second-order. Therefore, there is a strictly improving perturbation unless the direction of maximal improvement is orthogonal to the obedience constraint set.¹⁸ The next result formalizes this intuition.

Theorem 2 (Scoring versus signaling)

The following are equivalent:

- (i) $b^{\text{signal}} = b^{\text{score}}$;

¹⁸Frankel and Kartik (2021) use this first-order reasoning, but in their screening problem there is no obedience constraint.

- (ii) b^{signal} is a scalar multiple of β ;
- (iii) $\text{diag}(\beta)\Sigma_{\delta\delta}(\beta \circ \beta)$ is a scalar multiple of $\Sigma_{\eta\theta}$.

From the definitions of b^{signal} and β , condition ii says that

$$\text{reg}(\theta|\eta + b^{\text{signal}} \circ \delta) = \lambda \text{reg}(\theta|\eta),$$

for some scalar λ . This means that in the signaling equilibrium, the sender's distortion dampens the informativeness of every feature by the same factor. The condition fails whenever equilibrium distortion has a different effect on the informativeness of different features. In that case, the intermediary can improve information transmission by decreasing the weight on features that are most garbled by equilibrium distortion. Condition iii gives a primitive condition on the covariance parameters. This condition is non-generic, provided that $k > 1$. If $k = 1$, scoring and signaling coincide since any nontrivial scoring rule fully reveals the sender's feature.

Proposition 4 (Scoring comparative statics)

*The receiver's scoring utility is decreasing in the variance $\Sigma_{\delta\delta}$.*¹⁹

This is the intuitive result that failed for the signaling setting. I show that if the variance $\Sigma_{\delta\delta}$ decreases, then the original scoring solution can be scaled up until it satisfies the new obedience condition. This scaling strictly increases the receiver's payoff.

Next, I consider a special setting in which I can make componentwise comparisons between scoring and signaling (and screening).

4.3 Setting with uncorrelated errors

Consider the following *setting with uncorrelated errors*, which I return to throughout the paper. The sender's quality θ is normalized to have unit vari-

¹⁹A real-valued function h acting on symmetric square matrices is *decreasing* if (i) $A \succeq B$ implies $h(A) \leq h(B)$, and (ii) $A \succ B$ implies $h(A) < h(B)$.

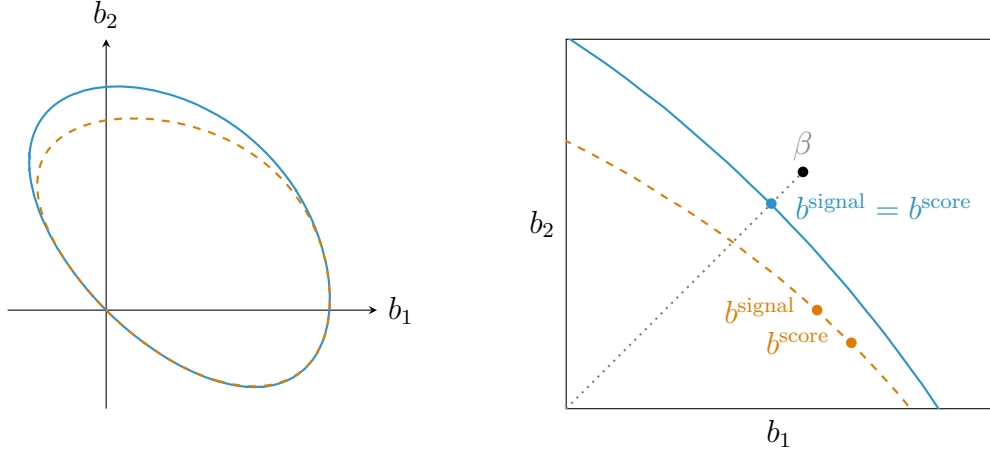


Figure 2. *Left:* Obedient coefficient vectors for two different parameter values. *Right:* Optimal scoring rule and signaling equilibrium.

ance. The intrinsic level of each feature j is given by

$$\eta_j = \theta + \varepsilon_j.$$

Thus, the vector (θ, η, δ) is determined by $(\theta, \varepsilon_1, \dots, \varepsilon_k, \delta_1, \dots, \delta_k)$, which is jointly elliptically distributed with uncorrelated components, and $\delta \geq 0$. The variances are parameterized by $\sigma_{\varepsilon,j}^2 = \text{var}(\varepsilon_j)$ and $\sigma_{\delta,j}^2 = \text{var}(\delta_j)$, for each feature j . These variances are all strictly positive. They determine the precision of the intrinsic level and the heterogeneity of the distortion ability on each feature.

As a running example, suppose there are two features, with $\sigma_{\varepsilon,1}^2 = \sigma_{\varepsilon,2}^2 = 1$ and $\sigma_{\delta,1}^2 = 1$. The final parameter $\sigma_{\delta,2}^2$ will vary. The left panel of Figure 2 plots the set of obedient coefficient vectors for the symmetric case $\sigma_{\delta,2}^2 = 1$ (solid blue) and the asymmetric case $\sigma_{\delta,2}^2 = 4$ (dashed orange). In both cases, the interior of the curve is convex. If the sender best responds to a scoring rule with coefficient vector lying inside the curve, then the receiver's best response is a linear function of the recommendation with slope strictly greater than 1. Conversely, if the sender best responds to a scoring rule with coefficient vector lying outside the curve, then the receiver's best response is a linear function

of the recommendation with slope strictly less than 1 (and possibly negative). Both curves pass through the origin, which corresponds to no information provision. As $\sigma_{\delta,2}^2$ increases from the symmetric case to the asymmetric case, the curve shrinks toward the origin.

The right panel of Figure 2 shows a magnified view of part of the left panel. I label the regression vector $\beta = (1/3, 1/3)$, which does not depend on the variance of δ , and the vectors b^{signal} and b^{score} for both sets of parameters. In the symmetric case (solid blue), b^{signal} is a scalar multiple of β . In this case, b^{signal} maximizes the receiver's utility over all obedient decisions rules, so $b^{\text{signal}} = b^{\text{score}}$. In the asymmetric case (dashed orange), b^{signal} puts more weight on the first feature than on the second since distortion ability is more heterogeneous on the second feature. The intermediary can improve the accuracy of the receiver's decision by sliding along the obedience curve away from the 45-degree line, shifting even more weight onto the first feature.

For each positive coefficient vector b and each feature j , define the weighting ratio

$$w_j(b) = \frac{b_j}{\text{reg}(\theta|\eta + b \circ \delta)}.$$

Thus, $w_j(b)$ is the ratio between the weight b_j placed on feature j and the ex-post optimal weight $\text{reg}(\theta|\eta + b \circ \delta)$.²⁰ A coefficient vector b *underweights* feature j if $w_j(b) < 1$ and *overweights* feature j if $w_j(b) > 1$. Let τ_j denote the ratio $\sigma_{\varepsilon,j}^3/\sigma_{\delta,j}$.

Theorem 3 (Scoring weights)

In the setting of uncorrelated errors, the following hold.

- (i) For $\hat{b} = b^{\text{signal}}$ and $\hat{b} = b^{\text{score}}$, the components of \hat{b} are all strictly positive, and $\hat{b}_i > \hat{b}_j$ if $(\sigma_{\varepsilon,i}, \sigma_{\delta,i}) < (\sigma_{\varepsilon,j}, \sigma_{\delta,j})$.²¹
- (ii) $b^{\text{score}} = b^{\text{signal}}$ if and only if $\tau_1 = \dots = \tau_k$.
- (iii) If $b^{\text{score}} \neq b^{\text{signal}}$, then b^{score} underweights at least one feature and overweights at least one feature.
- (iv) $w_i(b^{\text{score}}) \geq w_j(b^{\text{score}})$ if and only if $\tau_i \geq \tau_j$.

²⁰In the proof, I confirm that the regression coefficient in the denominator is strictly positive.

²¹Here $x < y$ means $x \leq y$ and $x \neq y$.

Part [i](#) says, first, that signaling and scoring each put strictly positive weight on every feature. This is intuitive since the intrinsic levels are positively correlated with the sender’s quality. Recall from Simpson’s paradox, however, that positive correlation does not guarantee a positive regression coefficient, outside this special environment. Within the same regime (scoring or signaling), the weight on a feature is higher if the intrinsic level is more accurate or the distortion ability is more homogeneous.

Part [ii](#) provides a simple representation of the condition from Theorem [2](#) in this setting—the τ_j are constant across features. If this condition is violated, then b^{score} is not an equilibrium and the obedience condition implies that some feature is underweighted and some feature is overweighted (part [iii](#)).

Part [iv](#) gives an exact ordinal characterization of underweighting and overweighting. The weighting ratios are ordered in the same way as $\tau_j = \sigma_{\varepsilon,j}^3 / \sigma_{\delta,j}$. Thus, feature j is more overweighted if $\sigma_{\varepsilon,j}$ is larger or $\sigma_{\delta,j}$ is smaller. The dependence on $\sigma_{\delta,j}$ is intuitive—the more heterogeneous is distortion ability on a feature, the greater the benefit of underweighting. The dependence on $\sigma_{\varepsilon,j}$ is more subtle. If the intrinsic level of a feature is a noisier signal of quality, that feature is more overweighted (though it gets less weight by part [i](#)). The marginal effect of the weight b_j on the variance of the noise in the decision is $2\sigma_{\varepsilon,j}^2 b_j + 4\sigma_{\delta,j}^2 b_j^3$. The ex-post regression weight internalizes the first part but only half of the second (the other half is from the receiver’s best response). The more the second term dominates this expression, the greater the underweighting. Finally, τ_j is less sensitive to $\sigma_{\delta,j}$ than to $\sigma_{\varepsilon,j}$ because changes in $\sigma_{\delta,j}$ can be offset by smaller adjustments in b_j through the cubic power of b_j .

Figure [3](#) plots the signaling equilibrium and the scoring solution in the leading binary example ($\sigma_{\varepsilon,1}^2 = \sigma_{\varepsilon,2}^2 = \sigma_{\delta,1}^2 = 1$) as $\sigma_{\delta,2}^2$ varies from 1 to 4, interpolating between the symmetric and asymmetric cases plotted in Figure [2](#). As distortion ability on the second feature becomes more heterogeneous, weight shifts from the second feature to first feature for both signaling and scoring. The shift is more extreme under scoring. Figure [3](#) also displays each coefficient $\text{reg}_j^{\text{score}} = \text{reg}_j(\theta | \eta + b^{\text{score}} \circ \delta)$, which is the weight the receiver would place on feature j if he could observe the sender’s features ex post. This plot confirms

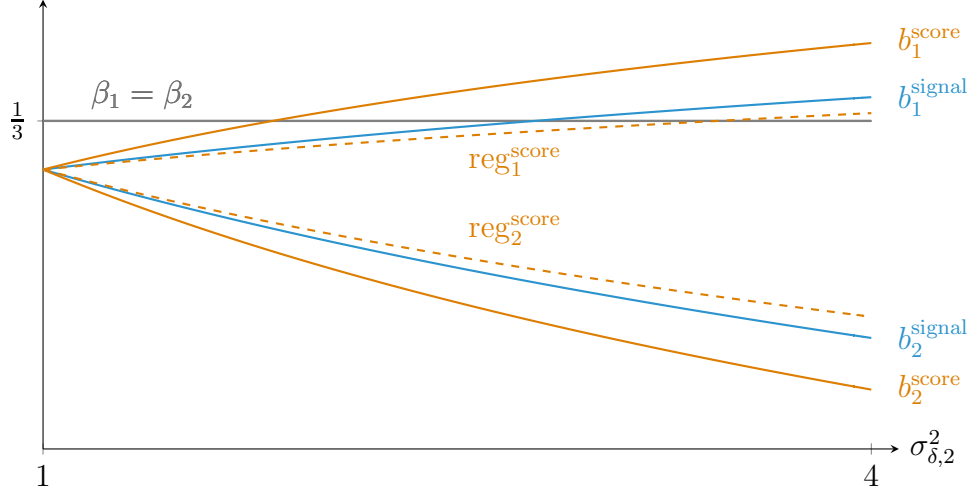


Figure 3. Scoring—underweighting and overweighting

that for $\sigma_{\delta,j} > 1$, the first feature is overweighted and the second feature is underweighted. The receiver understands this, but from the score alone he cannot disentangle the value of each feature. The exact combination of underweighting and overweighting ensures that the receiver can do no better than matching his decision with the score.

5 Screening

In the scoring setting, the intermediary provides the receiver with partial commitment power by controlling his information. I now consider the *screening* setting, in which the receiver commits to a decision as a function of the sender's features. Then I compare the three settings—signaling, scoring, and screening.

5.1 Decision commitment

The intermediary and the receiver have aligned preferences. Therefore, if the receiver has decision commitment power, it is optimal for the intermediary to fully disclose the sender's feature vector to the receiver. The receiver's problem is to select a decision rule as a function of the sender's features. I

again restrict to linear decision rules, consistent with the previous two settings. Under the optimal decision rule, the expected decision will equal μ_θ , so the problem becomes

$$\text{minimize} \quad \text{var}(b^T(\eta + b \circ \delta) - \theta). \quad (5)$$

This screening problem is simply the scoring problem without the obedience constraint. This problem has a unique solution, which I denote by b^{screen} .

The interpretation of decision commitment depends on the interpretation of the receiver. In the leading FICO example, the receiver's decision can represent, in reduced form, the outcome of a competitive banking market. Even if each individual bank is capable of committing to a decision rule, scoring is a reasonable model if competition between firms makes ex-post suboptimal decisions unsustainable.

5.2 Commitment reduces distortion

The contribution of the sender's distortion to the objective in (5) is $(b \circ b)^T \Sigma_{\delta\delta}(b \circ b)$. Define $\|\cdot\|_{4,\delta}$ on \mathbf{R}^k by

$$\|b\|_{4,\delta} = \left[(b \circ b)^T \Sigma_{\delta\delta}(b \circ b) \right]^{1/4}.$$

This is indeed a norm, as long as $\Sigma_{\delta\delta}$ has full rank,²² so $\|b\|_{4,\delta}$ can be interpreted as the sensitivity of the scoring rule with coefficient vector b .

Theorem 4 (Commitment reduces distortion)

If $\Sigma_{\delta\delta}$ has full rank, then

$$\|\beta\|_{4,\delta} > \|b^{\text{signal}}\|_{4,\delta} \geq \|b^{\text{score}}\|_{4,\delta} > \|b^{\text{screen}}\|_{4,\delta}.$$

The middle inequality is strict if $b^{\text{signal}} \neq b^{\text{score}}$.

²²Since $\Sigma_{\delta\delta}$ is nonnegative, the function inside brackets is convex, so $\|\cdot\|_{4,\delta}$ is quasiconvex. Clearly, $\|\cdot\|_{4,\delta}$ is absolutely homogeneous, and it is positive definite if $\Sigma_{\delta\delta}$ has full rank.

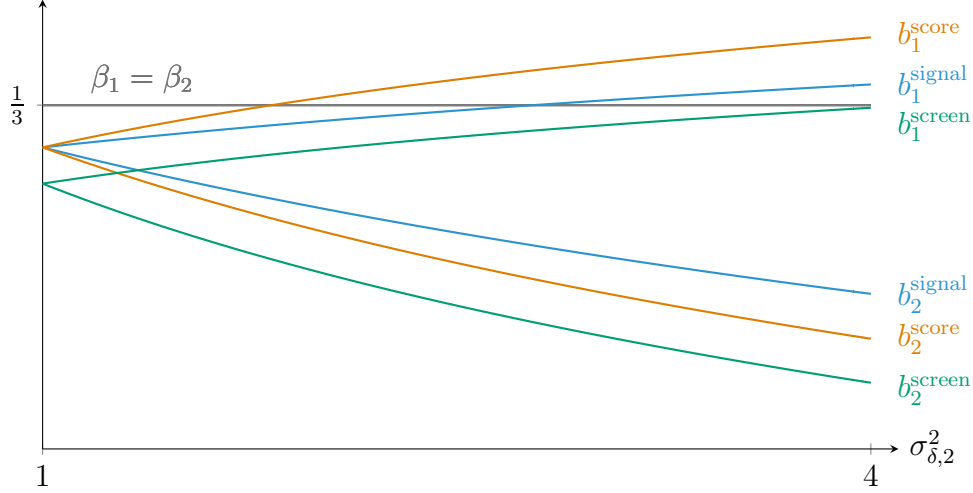


Figure 4. Comparing commitments

As the receiver's commitment power increases, the weights on the features are adjusted so that the sender's induced distortion introduces less noise into the decision.

5.3 Comparing feature weights

I return to the setting of uncorrelated errors to obtain componentwise comparisons between scoring and screening.

Theorem 5 (Screening weights)

In the setting of uncorrelated errors, the following hold.

- (i) *The components of b^{screen} are all strictly positive, and $b_i^{\text{screen}} > b_j^{\text{screen}}$ if $(\sigma_{\varepsilon,i}, \sigma_{\delta,i}) < (\sigma_{\varepsilon,j}, \sigma_{\delta,j})$.*
- (ii) *$b_j^{\text{screen}} < b_j^{\text{score}}$ for all j .*
- (iii) *b^{screen} underweights at least one feature.*
- (iv) *$w_i(b^{\text{screen}}) \geq w_j(b^{\text{screen}})$ if and only if $\tau_i \geq \tau_j$.*

As with signaling and scoring, the screening weights are strictly positive and the weight on one feature is higher than another if the intrinsic level is more accurate or the distortion ability is more homogeneous (part i). Each

screening coefficient is strictly smaller than the corresponding scoring coefficient (part ii) since screening is not constrained by obedience. The ordering of the weighting ratios across features is the same under screening and scoring (part iv), but the absolute level is different. Scoring requires both underweighting and overweighting to preserve obedience. Under screening, it is optimal to underweight at least one feature (part iii), but there is no guarantee that any other feature is overweighted.

Figure 4 plots the feature weights for all three settings in the leading example with all unit variances except for $\sigma_{\delta,2}^2$, which varies from 1 to 4. On the vertical axis, where $\sigma_{\delta,1}^2 = \sigma_{\delta,2}^2 = 1$, the signaling equilibrium and the scoring solution coincide, but the screening solution underweights both features simultaneously. If the scoring solution underweights one feature, then it must overweight the other, and this is not optimal in the symmetric case. Moving to the right, as $\sigma_{\delta,2}^2$ increases, the weight shifts from the second feature to the first. Each screening weight lies below the corresponding scoring weight.

6 Extensions

6.1 Random scoring

The main model restricts the intermediary to *pure* linear scores. I now show that given the linearity restriction, the optimal scoring rule is unchanged if random scores are allowed. Suppose the intermediary chooses an obedient scoring rule $f: \mathbf{R}^k \rightarrow \Delta(\mathbf{R})$ satisfying

$$\mathbf{E}[f(x)] = b_0 + b^T x,$$

for every feature vector x . Since the sender is risk neutral, her best response to such a scoring rule is still $d(\eta, \delta) = b \circ \delta$.

Given a decision rule with coefficient vector b , adding uncorrelated noise makes the decision less accurate and leaves the sender's utility unchanged. Under screening, every coefficient vector is feasible, so noise is suboptimal. Under scoring, however, noise changes the set of obedient coefficient vectors,

so the effect is less clear.

Proposition 5 (Random scoring)

The optimal random scoring rule is deterministic.

In speaking of *the* optimal scoring rule, I am implicitly identifying scoring rules if they agree on-path.²³ Since $\Sigma_{\delta\theta} = 0$, the intermediary can strictly improve upon any noisy scoring rule by reducing the level of noise and scaling up the coefficient vector to preserve obedience. If $\Sigma_{\theta\delta} < 0$, however, adding noise may be strictly optimal, as illustrated by Example 2 in Appendix B.1.

6.2 Social welfare

In the main model, the intermediary chooses the scoring rule to maximize the receiver’s utility. Now I study how different scoring rules affect social welfare. The sender is risk-neutral and the scoring rule cannot change the receiver’s expected decision. Therefore, the scoring rule affects the expected utility of the sender only through her expected cost of distortion

$$(1/2) \mathbf{E} \sum_{j=1}^k (b_j \delta_j)^2 / \delta_j = (1/2) (b \circ b)^T \mu_\delta.$$

The expected utility of the sender is decreasing in the magnitude of each feature weight. In the setting of uncorrelated errors, $b_j^{\text{screen}} < b_j^{\text{score}}$ for each j (by Theorem 5.ii), so the sender strictly prefers screening to scoring. The reduced sensitivity lessens the sender’s burden to distort her features. Indeed, the sender’s expected utility is maximized by setting the sensitivity to zero and providing no information.

Suppose that the intermediary maximizes the expectation of the social welfare function $\pi u_S + (1 - \pi) u_R$, where π is in $[0, 1]$. For a given scoring rule f , define the *noise ratio* to be $\mathbf{E}[\text{var}(f(X)|X)] / \text{var}(f(X))$, where X follows the distribution of the feature vector induced by the sender’s best response to

²³If two scoring rules agree on-path, then off-path their expectations must agree (from the linearity requirement) but the exact distributions may not.

f. The noise ratio measures the share of the variation in the score that is due to the exogenously added noise.

Proposition 6 (Efficient scoring)

Suppose $\Sigma_{\delta\delta}$ has full rank. There exists a cutoff $\bar{\pi} \in (0, 1)$ such that welfare-maximizing random scoring is deterministic if and only if $\pi \leq \bar{\pi}$. For $\pi > \bar{\pi}$, the optimal noise ratio is strictly increasing in π and converges to 1 as $\pi \rightarrow 1$.

7 Conclusion

This paper studies the design of predictive scores—like FICO credit scores—when the agents being scored behave strategically. Whenever information is dispersed and costly to acquire, it is common for intermediaries to aggregate information from different sources. Instead of disclosing everything they learn, however, intermediaries often transmit simple scores. I show that with the appropriate weighting of the features, the score can mitigate a commitment problem for the receiver. In order to induce the most accurate decisions, the intermediary should commit to make predictions that are strictly suboptimal, given the information collected.

I conclude by highlighting two further directions to explore. My model assumes a single intermediary. This is a reasonable approximation of the highly regulated credit scoring market, but it would be interesting to study whether competing intermediaries could sustain any of the gains of scoring over signaling. Finally, some scoring systems are deliberately opaque. Modeling belief-formation and optimizing behavior in response to such systems presents a compelling challenge for future work.

A Proofs

I use the following notation. For vectors, $x \geq y$ means $x_i \geq y_i$ for all i ; $x > y$ means $x \geq y$ and $x \neq y$; and $x \gg y$ means $x_i > y_i$ for all i . For square symmetric matrices: $A \succeq B$ means $A - B$ is positive semidefinite, and $A \succ B$

means $A - B$ is positive definite. Denote the all-ones vector by $\mathbf{1}$.

I will freely use the following implication of Assumption A2. By the law of total variance, we have for any vector b :

$$\begin{aligned}
\text{var}(\eta + b \circ \delta) &= \mathbf{E} \text{var}(\eta + b \circ \delta | \delta) + \text{var}(\mathbf{E}[\eta + b \circ \delta | \delta]) \\
&\succeq \mathbf{E} \text{var}(\eta + b \circ \delta | \delta) \\
&= \mathbf{E} \text{var}(\eta | \delta) \\
&\succ 0.
\end{aligned} \tag{6}$$

A.1 Proof of Proposition 1

If $(\beta \circ \beta)^T \delta$ is constant, then there is a fully informative equilibrium with $b = \beta$ and $b_0 = \beta_0 - (\beta \circ \beta)^T \mu_\delta$.

Conversely, suppose there is a fully informative equilibrium with coefficients (b_0, b) . Then

$$b_0 + b^T(\eta + b \circ \delta) = \mathbf{E}[\theta | \eta] = \beta_0 + \beta^T \eta.$$

Therefore, $(b - \beta)^T \eta + (b \circ b)^T \delta$ is constant. Following the same steps as in (6), it follows that $b = \beta$, and hence $(\beta \circ \beta)^T \delta$ is constant.

A.2 Proof of Theorem 1

First I prove existence, which requires only Assumption A2. Define the chained best-response function $\text{BR}: \mathbf{R}^k \rightarrow \mathbf{R}^k$ by

$$\text{BR}(b) = \text{reg}(\theta | \eta + b \circ \delta) = \text{var}^{-1}(\eta + b \circ \delta) \text{cov}(\eta + b \circ \delta, \theta).$$

By (6), $\text{var}(\eta + b \circ \delta)$ has full rank, so this function is well-defined and continuous. It suffices to prove that BR is bounded, for then I can restrict BR to a sufficiently large closed ball and apply Brouwer. By the orthogonality property of projection, we have

$$\sigma_\theta^2 \geq \text{var}(\text{BR}(b)^T(\eta + b \circ \delta)) = \text{BR}(b)^T \text{var}(\eta + b \circ \delta) \text{BR}(b),$$

for all b . Since $\text{var}(\eta + b \circ \delta)$ is positive definite, the right side is bounded below by $\lambda \|\text{BR}(b)\|^2$ for some positive λ . Hence $\|\text{BR}(b)\|^2 \leq \sigma_\theta^2/\lambda$ for all b .

Now I prove uniqueness. The equilibrium condition (2) can be written as

$$\begin{aligned} 0 &= \text{var}(\eta + b \circ \delta)b - \text{cov}(\eta + b \circ \delta, \theta) \\ &= \Sigma_{\eta\eta}b + \text{diag}(b)\Sigma_{\delta\delta}(b \circ b) - \Sigma_{\eta\theta}. \end{aligned} \tag{7}$$

The right side equals $(1/2)\nabla\Phi(b)$, with the function $\Phi: \mathbf{R}^k \rightarrow \mathbf{R}^k$ defined by

$$\begin{aligned} \Phi(b) &= \text{var}(b^T\eta - \theta) + (1/2) \text{var}((b \circ b)^T\delta) \\ &= b^T\Sigma_{\eta\eta}b + (1/2)(b \circ b)^T\Sigma_{\delta\delta}(b \circ b) - 2b^T\Sigma_{\eta\theta} + \sigma_\theta^2. \end{aligned}$$

I claim that Φ is strictly convex and hence has a unique stationary point. The Hessian is given by

$$\nabla^2\Phi(b) = 2\Sigma_{\eta\eta} + 4 \text{diag}(b)\Sigma_{\delta\delta} \text{diag}(b) + 2 \text{diag}(\Sigma_{\delta\delta}(b \circ b)), \tag{8}$$

which is positive definite because $\Sigma_{\eta\eta}$ is positive definite (by A2) and $\Sigma_{\delta\delta}$ is nonnegative (by A3).

A.3 Proof of Proposition 2

To simplify notation, set $t = \alpha^2$. From (7), the equilibrium condition is

$$0 = \Sigma_{\eta\eta}b + t \text{diag}(b)\Sigma_{\delta\delta}(b \circ b) - \Sigma_{\eta\theta}. \tag{9}$$

Here b is a function of t , but I suppress the dependence to simplify notation. Note that $b \neq 0$ since $\Sigma_{\eta\theta} \neq 0$ (by A1). I use the implicit function theorem to compute the derivative \dot{b} of b with respect to t . Consider the right side of (9). The partial derivative with respect to t is $\text{diag}(b)\Sigma_{\delta\delta}(b \circ b)$. The partial derivative with respect to b is given by

$$D = \Sigma_{\eta\eta} + 2t \text{diag}(b)\Sigma_{\delta\delta} \text{diag}(b) + t \text{diag}(\Sigma_{\delta\delta}(b \circ b)).$$

This matrix D is positive definite; see the argument following (8). By the implicit function theorem, b is a differentiable function of t , and the derivative is given by

$$\dot{b} = -D^{-1} \text{diag}(b) \Sigma_{\delta\delta} (b \circ b). \quad (10)$$

The receiver's equilibrium utility is

$$\begin{aligned} u_R &= -\text{var}(b^T(\eta + \sqrt{t}b \circ \delta) - \theta) \\ &= -b^T \Sigma_{\eta\eta} b + 2b^T \Sigma_{\eta\theta} - t(b \circ b)^T \Sigma_{\delta\delta} (b \circ b) - \sigma_\theta^2. \end{aligned}$$

The total derivative with respect to t is

$$\dot{u}_R = -(b \circ b)^T \Sigma_{\delta\delta} (b \circ b) - \left[2\Sigma_{\eta\eta} b - 2\Sigma_{\eta\theta} + 4t(b \circ b)^T \Sigma_{\delta\delta} \text{diag}(b) \right] \dot{b}.$$

By (9), the term in brackets reduces to $2t(b \circ b)^T \Sigma_{\delta\delta} \text{diag}(b)$. Plugging in (10), we have

$$\dot{u}_R = -(b \circ b)^T \Sigma_{\delta\delta} (b \circ b) + 2t(b \circ b)^T \Sigma_{\delta\delta} \text{diag}(b) D^{-1} \text{diag}(b) \Sigma_{\delta\delta} (b \circ b).$$

Fix $t > 0$. To show that $\dot{u}_R < 0$, it suffices to find some positive κ such that

$$(1 + \kappa)^{-1} 2t(b \circ b)^T \Sigma_{\delta\delta} \text{diag}(b) D^{-1} \text{diag}(b) \Sigma_{\delta\delta} (b \circ b) \leq (b \circ b)^T \Sigma_{\delta\delta} (b \circ b). \quad (11)$$

The strict inequality follows because the right side is strictly positive (since $b \neq 0$ by (9) and, by assumption, $\Sigma_{\delta\delta}$ has full rank.)

Now I prove (11). Since $\Sigma_{\eta\eta}$ is positive definite (by A2), we have

$$D \succ 2t \text{diag}(b) \Sigma_{\delta\delta} \text{diag}(b).$$

Choose a positive κ such that

$$(1 + \kappa)^{-1} D \succ 2t \text{diag}(b) \Sigma_{\delta\delta} \text{diag}(b).$$

It follows that for all ε sufficiently small, we have

$$(1 + \kappa)^{-1}D \succeq F(\varepsilon) := 2t[\varepsilon I + \text{diag}(b)\Sigma_{\delta\delta}\text{diag}(b)],$$

and hence $(1 + \kappa)D^{-1} \preceq F(\varepsilon)^{-1}$. Therefore,

$$\begin{aligned} & (1 + \kappa)2tb^T[\varepsilon I + \text{diag}(b)\Sigma_{\delta\delta}\text{diag}(b)]D^{-1}[\varepsilon I + \text{diag}(b)\Sigma_{\delta\delta}\text{diag}(b)]b \\ & \leq 2tb^T[\varepsilon I + \text{diag}(b)\Sigma_{\delta\delta}\text{diag}(b)]F(\varepsilon)^{-1}[\varepsilon I + \text{diag}(b)\Sigma_{\delta\delta}\text{diag}(b)]b \\ & = b^T[\varepsilon I + \text{diag}(b)\Sigma_{\delta\delta}\text{diag}(b)]b. \end{aligned}$$

Passing to the limit as $\varepsilon \rightarrow 0$ yields (11).

A.4 Proof of Proposition 3

By substituting the constraint into the objective, the scoring problem can be expressed as

$$\begin{aligned} & \text{maximize} && b^T \Sigma_{\eta\theta} \\ & \text{subject to} && b^T \Sigma_{\eta\eta} b + (b \circ b)^T \Sigma_{\delta\delta} (b \circ b) - b^T \Sigma_{\eta\theta} = 0. \end{aligned} \tag{12}$$

The objective is continuous and the feasible set is closed and bounded, so a solution exists. Denote the constraint function by g . It is easy to check that $g(t\Sigma_{\eta\theta})$ is strictly negative for sufficiently small, positive t and $g(t\Sigma_{\eta\theta})$ tends to ∞ as $t \rightarrow \infty$. Hence, $t\Sigma_{\eta\theta}$ is feasible for some positive t , which means the maximum value must be strictly positive. For uniqueness, suppose there are two solutions, denoted b^1 and b^2 . Since g is strictly convex, $g((b^1 + b^2)/2) < 0$, and hence $t(b^1 + b^2)/2$ is feasible for some $t > 1$, but this vector yields a strictly higher objective than b^1 and b^2 , contrary to their optimality.

A.5 Proof of Theorem 2

Consider the scoring problem (12). The scoring solution is characterized by the system²⁴

$$\lambda \Sigma_{\eta\theta} - \Sigma_{\eta\eta} b = 2 \operatorname{diag}(b) \Sigma_{\delta\delta} (b \circ b), \quad (13)$$

$$b^T \Sigma_{\eta\theta} - b^T \Sigma_{\eta\eta} b = (b \circ b)^T \Sigma_{\delta\delta} (b \circ b). \quad (14)$$

The signaling condition (7) can be written as

$$\Sigma_{\eta\theta} - \Sigma_{\eta\eta} b = \operatorname{diag}(b) \Sigma_{\delta\delta} (b \circ b). \quad (15)$$

I prove (i) \implies (ii) \implies (iii) \implies (i). Starting from (i), b^{score} must satisfy (13)–(15). Subtract twice (13) from (15) to get (ii). From (ii), suppose $b^{\text{signal}} = t\beta$ for some t . Substitute into (15). Since $\Sigma_{\eta\theta} \neq 0$, we must have $t \neq 0$. Simplify (15) to get (iii). Finally, from (iii), suppose $\operatorname{diag}(\beta) \Sigma_{\delta\delta} (\beta \circ \beta) = t \Sigma_{\eta\theta}$ for some t . Then (13) and (15) become

$$(\lambda - 2t) \Sigma_{\eta\theta} = \Sigma_{\eta\eta} b = (1 - t) \Sigma_{\eta\theta},$$

so $b^{\text{signal}} = b^{\text{score}} = (1 - t)\beta$ and $\lambda = 1 + t$.

A.6 Proof of Proposition 4

Consider the scoring problem in (12). It suffices to prove the strict part of the definition of decreasing, for then the weak part follows from continuity. Let b denote the solution of (12). Fix $\tilde{\Sigma}_{\delta\delta} \prec \Sigma_{\delta\delta}$. Let \tilde{g} and g denote the respective functions on the left side of the constraint. We have $\tilde{g}(b) < g(b) = 0$. Since $\tilde{g}(tb) \rightarrow \infty$ as $t \rightarrow \infty$ and g is continuous, there exists $\hat{t} > 1$ such that $\tilde{g}(\hat{t}b) = 0$ and hence $\hat{t}b$ is feasible when $\operatorname{var}(\delta) = \tilde{\Sigma}_{\delta\delta}$. Finally, $(\hat{t}b)^T \Sigma_{\eta\theta} > b^T \Sigma_{\eta\theta} > 0$ since the optimal value of (12) is positive.

²⁴Denote the objective by f and the constraint by g . It can be shown that $\nabla g(b) = 0$ implies $g(b) \neq 0$, so we get the necessary condition $\nabla f(b) = \lambda \nabla g(b)$ for some λ . Since $\nabla f(b) = \Sigma_{\eta\theta} \neq 0$, it follows that $\lambda \neq 0$, so we can divide by λ . In the main text, I work directly with λ^{-1} . Since f is linear, these necessary Lagrangian conditions are also sufficient.

A.7 Proofs of Theorems 3 and 5

In the setting with uncorrelated errors, the covariances are given by

$$\begin{aligned}\Sigma_{\eta\theta} &= \mathbf{1}, \\ \Sigma_{\eta\eta} &= \mathbf{1}\mathbf{1}^T + \text{diag}(\sigma_{\varepsilon,1}^2, \dots, \sigma_{\varepsilon,k}^2), \\ \Sigma_{\delta\delta} &= \text{diag}(\sigma_{\delta,1}^2, \dots, \sigma_{\delta,k}^2).\end{aligned}\tag{16}$$

The regression, signaling, scoring, screening, and best-response vectors respectively satisfy

$$\Sigma_{\eta\theta} - \Sigma_{\eta\eta}\beta = 0,\tag{17}$$

$$\Sigma_{\eta\theta} - \Sigma_{\eta\eta}b = \text{diag}(b)\Sigma_{\delta\delta}(b \circ b),\tag{18}$$

$$\lambda\Sigma_{\eta\theta} - \Sigma_{\eta\eta}b = 2\text{diag}(b)\Sigma_{\delta\delta}(b \circ b),\tag{19}$$

$$\Sigma_{\eta\theta} - \Sigma_{\eta\eta}b = 2\text{diag}(b)\Sigma_{\delta\delta}(b \circ b),\tag{20}$$

$$\Sigma_{\eta\theta} - \Sigma_{\eta\eta}\text{BR}(b) = \text{diag}(b)\Sigma_{\delta\delta}\text{diag}(b)\text{BR}(b),\tag{21}$$

where in (19), $\lambda > 1$ by the obedience condition (since $\Sigma_{\delta\delta}$ has full rank in this setting). Plugging in (16) gives the following componentwise system for each feature j :

$$1 - \mathbf{1}^T\beta = \sigma_{\varepsilon,j}^2\beta_j,\tag{22}$$

$$1 - \mathbf{1}^Tb = \sigma_{\varepsilon,j}^2b_j + \sigma_{\delta,j}^2b_j^3,\tag{23}$$

$$\lambda - \mathbf{1}^Tb = \sigma_{\varepsilon,j}^2b_j + 2\sigma_{\delta,j}^2b_j^3,\tag{24}$$

$$1 - \mathbf{1}^Tb = \sigma_{\varepsilon,j}^2b_j + 2\sigma_{\delta,j}^2b_j^3,\tag{25}$$

$$1 - \mathbf{1}^T\text{BR}(b) = (\sigma_{\varepsilon,j}^2 + \sigma_{\delta,j}^2b_j^2)\text{BR}_j(b).\tag{26}$$

I prove Theorem 3 (parts i–iv) and Theorem 5 (parts i–iv).

For 3.i and 5.i, consider (23)–(25). For each equation, the right side has the same sign as b_j , so every component has the same sign. If $b \leq 0$ then the left side is strictly positive, giving a contradiction. Hence, $b \gg 0$. Similarly, in (26), if $b \gg 0$ then $\text{BR}(b) \gg 0$ (since $\text{BR}(b) \leq 0$ would give a contradiction).

Finally, the comparison of features in terms of $(\sigma_{\varepsilon,j}, \sigma_{\delta,j})$ follows immediately from (23)–(25).

For 3.ii, apply Theorem 2. From (22), β is proportional to $(\sigma_{\varepsilon,1}^2, \dots, \sigma_{\varepsilon,k}^2)$, so condition iii in Theorem 2 says that $(\tau_1^2, \dots, \tau_k^2)$ is a scalar multiple of $\mathbf{1}$.

For 5.ii, consider two cases. If $\mathbf{1}^T b^{\text{screen}} < \mathbf{1}^T b^{\text{score}}$, then $b_j^{\text{screen}} < b_j^{\text{score}}$ for some j and hence for all j by (24) and (25). If $\mathbf{1}^T b^{\text{screen}} \geq \mathbf{1}^T b^{\text{score}}$, then (24) and (25) imply $b^{\text{screen}} \ll b^{\text{score}}$, which is a contradiction.

For 3.iii, left-multiply (21) by b^T and subtract from the obedience condition (14) to get

$$[b^T \Sigma_{\eta\eta} + (b \circ b)^T \Sigma_{\delta\delta} \text{diag}(b)](b - \text{BR}(b)) = 0.$$

For $b \gg 0$, the term in brackets is strictly positive, so the vector $b - \text{BR}(b)$ is either 0 has at least one strictly positive and at least one strictly negative component.

For 5.iii, left-multiply (20) and (21) by b^T and subtract to get

$$[b^T \Sigma_{\eta\eta} + (b \circ b)^T \Sigma_{\delta\delta} \text{diag}(b)](b - \text{BR}(b)) = -(b \circ b)^T \Sigma_{\delta\delta} (b \circ b).$$

For $b \gg 0$, the right side is strictly negative and the vector in brackets is strictly positive, so some component of $b - \text{BR}(b)$ must be strictly negative.

For 5.iv and 3.iv, express the right side of (26) as $(\sigma_{\varepsilon,j}^2 b_j + \sigma_{\delta,j}^2 b_j^3)/w_j(b)$. Therefore,

$$\begin{aligned} w_i(b) \geq w_j(b) &\iff \sigma_{\varepsilon,i}^2 b_i + \sigma_{\delta,i}^2 b_i^3 \leq \sigma_{\varepsilon,j}^2 b_j + \sigma_{\delta,j}^2 b_j^3 \\ &\iff \sigma_{\varepsilon,i}^2 b_i \geq \sigma_{\varepsilon,j}^2 b_j \\ &\iff \tau_i \geq \tau_j. \end{aligned}$$

where the second and third equivalences follow from expressing the right side of (24) and (25) as

$$2(\sigma_{\varepsilon,j}^2 b_j + \sigma_{\delta,j}^2 b_j^3) - \sigma_{\varepsilon,j}^2 b_j \quad \text{and} \quad (\sigma_{\varepsilon,j}^2 b_j) + 2(\sigma_{\varepsilon,j}^2 b_j)^3 / \tau_j^2.$$

A.8 Proof of Theorem 4

First I establish the following inequalities:

$$\|\beta\|_{4,\delta}^4 > \|b^{\text{signal}}\|_{4,\delta}^4 \begin{cases} \geq \|b^{\text{score}}\|_{4,\delta}^4, \\ > \|b^{\text{screen}}\|_{4,\delta}^4. \end{cases}$$

Since $\Sigma_{\delta\delta}$ has full rank, it is easy to check from (17), (18), and (20) that $\beta \neq b^{\text{signal}}$ and $b^{\text{signal}} \neq b^{\text{screen}}$. To compare β and b^{signal} , recall that these vectors respectively minimize

$$\text{var}(b^T \eta - \theta) \quad \text{and} \quad \text{var}(b^T \eta - \theta) + (1/2)\|b\|_{4,\delta}^4.$$

To compare b^{signal} and b^{score} , recall that these vectors respectively minimize

$$\text{var}(b^T \eta - \theta) + (1/2)\|b\|_{4,\delta}^4 \quad \text{and} \quad \text{var}(b^T \eta - \theta) + \|b\|_{4,\delta}^4,$$

over the set of obedient scoring rules (since b^{signal} is a global minimizer over all of \mathbf{R}^k). Finally, to compare b^{signal} and b^{screen} , recall that these vectors respectively minimize

$$\text{var}(b^T \eta - \theta) + (1/2)\|b\|_{4,\delta}^4 \quad \text{and} \quad \text{var}(b^T \eta - \theta) + \|b\|_{4,\delta}^4.$$

It remains to prove that $\|b^{\text{score}}\|_{4,\delta}^4 > \|b^{\text{screen}}\|_{4,\delta}^4$. There exists $\lambda > 1$ such that b^{score} satisfies the first-order condition

$$\Sigma_{\eta\eta} b + 2 \text{diag}(b) \Sigma_{\delta\delta} (b \circ b) - \lambda \Sigma_{\eta\theta} = 0. \tag{27}$$

Viewing λ as a positive parameter, (27) implicitly defines b as a function of λ . Taking $\lambda = 1$ gives the screening solution. I will show that $\|b\|_{4,\delta}$ is strictly increasing in λ .

The derivative of the left side of (27) with respect to λ is $-\Sigma_{\eta\theta}$. The

derivative of the left side with respect to b is given by

$$D = \Sigma_{\eta\eta} + 4 \operatorname{diag}(b) \Sigma_{\delta\delta} \operatorname{diag}(b) + 2 \operatorname{diag}(\Sigma_{\delta\delta}(b \circ b)),$$

which has full rank, as shown after (8). By the implicit function theorem, b is locally differentiable in λ and

$$\dot{b} = D^{-1} \Sigma_{\eta\theta}.$$

From (27), we have

$$\lambda \Sigma_{\eta\theta} - \Sigma_{\eta\eta} b = 2 \operatorname{diag}(b) \Sigma_{\delta\delta} (b \circ b).$$

Left multiplying by b^T gives

$$\lambda b^T \Sigma_{\eta\theta} - b^T \Sigma_{\eta\eta} b = 2 \|b\|_{\delta,4}^4.$$

Therefore, it suffices to prove that the left side is strictly increasing in λ . Differentiating with respect to λ gives

$$b^T \Sigma_{\eta\theta} + \lambda \Sigma_{\eta\theta}^T \dot{b} - 2b^T \Sigma_{\eta\eta} \dot{b}.$$

Plug in the expression for \dot{b} from the implicit function theorem to get

$$b^T \Sigma_{\eta\theta} + \lambda \Sigma_{\eta\theta}^T D^{-1} \Sigma_{\eta\theta} - 2b^T \Sigma_{\eta\eta} D^{-1} \Sigma_{\eta\theta}. \quad (28)$$

To complete the proof, I show that this expression is strictly positive. To bound the last term, I use a simple inequality for quadratic forms. If A is positive semidefinite, and x and y are vectors, then expanding $(x-y)^T A (x-y)$ shows that $2x^T A y \leq x^T A x + y^T A y$. Applying this here gives

$$\begin{aligned} 2b^T \Sigma_{\eta\eta} D^{-1} \Sigma_{\eta\theta} &= 2\lambda^{-1} b^T \Sigma_{\eta\eta} D^{-1} (\lambda \Sigma_{\eta\theta}) \\ &\leq \lambda^{-1} [b^T \Sigma_{\eta\eta} D^{-1} \Sigma_{\eta\eta} b + (\lambda \Sigma_{\eta\theta})^T D^{-1} (\lambda \Sigma_{\eta\theta})] \\ &= \lambda^{-1} b^T \Sigma_{\eta\eta} D^{-1} \Sigma_{\eta\eta} b + \lambda \Sigma_{\eta\theta} D^{-1} \Sigma_{\eta\theta}. \end{aligned}$$

Since $D \succeq \Sigma_{\eta\eta}$, the right side is bounded above by

$$\lambda^{-1}b^T\Sigma_{\eta\eta}b + \lambda\Sigma_{\eta\theta}D^{-1}\Sigma_{\eta\theta}.$$

Plugging this inequality into (28), the last term cancels and we get the lower bound

$$b^T\Sigma_{\eta\theta}b - \lambda^{-1}b^T\Sigma_{\eta\eta}b.$$

Rearrange this expression and use (27) to get

$$\lambda^{-1}b^T(\lambda\Sigma_{\eta\theta} - \Sigma_{\eta\eta}b) = \lambda^{-1}(b \circ b)^T\Sigma_{\delta\delta}(b \circ b).$$

This final expression is strictly positive.

A.9 Proof of Proposition 5

Consider a random scoring rule f with intercept b_0 and coefficient vector b . Let z denote $\text{var}(f(\eta + b \circ \delta)) - \text{var}(b^T(\eta + b \circ \delta))$. A necessary condition for obedience is

$$\text{var}(b^T(\eta + b \circ \delta)) + z = \text{cov}(b^T(\eta + b \circ \delta), \theta).$$

Otherwise, the receiver would have a linear deviation. For any b and z satisfying this condition, it is possible to construct a random score with these parameters that is elliptically distributed in equilibrium and hence obedient; see Appendix B.2. Substituting this obedience constraint into the objective, we can express this relaxed problem as

$$\begin{aligned} & \text{maximize} && b^T\Sigma_{\eta\theta} \\ & \text{subject to} && b^T\Sigma_{\eta\eta}b + (b \circ b)^T\Sigma_{\delta\delta}(b \circ b) + z - b^T\Sigma_{\eta\theta} = 0. \end{aligned} \tag{29}$$

If the solution has $z > 0$, then the constraint is slack in b , so the first-order condition implies $\Sigma_{\eta\theta} = 0$, contrary to Assumption A1. Therefore the solution is $(b, z) = (b^{\text{score}}, 0)$.

A.10 Proof of Proposition 6

Analogously to the random receiver-optimal scoring problem in (29), the relaxed version of the efficient random scoring problem can be expressed as

$$\begin{aligned} & \text{minimize} && \pi(1/2)(b \circ b)^T \mu_\delta - (1 - \pi)b^T \Sigma_{\eta\theta} \\ & \text{subject to} && b^T \Sigma_{\eta\eta} b + (b \circ b)^T \Sigma_{\delta\delta} (b \circ b) + z - b^T \Sigma_{\eta\theta} = 0. \end{aligned} \quad (30)$$

Denote the left side of the constraint by $g(b) + z$. The objective is strictly convex in b . The first-order condition for the unconstrained problem is

$$\pi(b \circ \mu_\delta) = (1 - \pi)\Sigma_{\eta\theta},$$

so the unconstrained problem has a unique solution

$$\hat{b} = \frac{1 - \pi}{\pi} \Sigma_{\eta\theta} \circ \mu_\delta^{-1},$$

where μ_δ^{-1} denotes the componentwise reciprocal of μ_δ . (Since $\Sigma_{\delta\delta}$ has full rank, $\mu_\delta \gg 0$.)

If $g(\hat{b}) \leq 0$, then the unique solution of (30) is $(b, z) = (\hat{b}, -g(\hat{b}))$. Appendix B.2 shows how to use elliptical noise to construct a random score with these parameters that is elliptically distributed in equilibrium and hence obedient. If $g(\hat{b}) > 0$, then the solution must be noise-free; otherwise there would be a strictly improving perturbation. In this case, the problem is to minimize f subject to the constraint $g(b) = 0$. This problem has a unique solution. If there were two solutions b^1 and b^2 , then taking $b = (b^1 + b^2)/2$ and $z = -g((b^1 + b^2)/2) > 0$ would be a strict improvement.

As a function of π in $[0, 1)$, the expression $g(\hat{b})$ is a strictly quasiconvex polynomial that converges from below to 0 as $\pi \rightarrow 1$ and tends to infinity as $\pi \rightarrow 0$. Therefore, $g(\hat{b})$ has a unique zero in $(0, 1)$, which I denote by $\bar{\pi}$. For $\pi \leq \bar{\pi}$, we have $g(\hat{b}) > 0$, so the solution is noise-free. For $\pi > \bar{\pi}$, the optimal

noise ratio is positive and equals

$$\frac{-g(\hat{b})}{\hat{b}^T \Sigma_{\eta\eta} \hat{b} + (\hat{b} \circ \hat{b})^T \Sigma_{\delta\delta} (\hat{b} \circ \hat{b}) - g(\hat{b})} = 1 - \frac{\hat{b}^T \Sigma_{\eta\eta} \hat{b} + (\hat{b} \circ \hat{b})^T \Sigma_{\delta\delta} (\hat{b} \circ \hat{b})}{\hat{b}^T \Sigma_{\eta\theta}},$$

which is strictly increasing in π and converges to 1 as $\pi \rightarrow 1$.

References

- Aumann, Robert J**, “Subjectivity and Correlation in Randomized Strategies,” *Journal of Mathematical Economics*, 1974, 1 (1), 67–96.
- Bénabou, Roland and Jean Tirole**, “Incentives and Prosocial Behavior,” *American Economic Review*, 2006, 96 (5), 1652–1678.
- Björkegren, Daniel, Joshua E Blumenstock, and Samsun Knight**, “Manipulation-Proof Machine Learning,” 2021. arXiv:2004.03865.
- Boleslavsky, Raphael and Kyungmin Kim**, “Bayesian Persuasion and Moral Hazard,” 2021. Working paper.
- Bonatti, Alessandro and Gonzalo Cisternas**, “Consumer Scores and Price Discrimination,” *Review of Economic Studies*, 2020, 87 (2), 750–791.
- Brückner, Michael and Tobias Scheffer**, “Nash Equilibria of Static Prediction Games,” in “Proceedings of the 22nd International Conference on Neural Information Processing Systems” 2009, pp. 171–179.
- Cambanis, Stamatis, Steel Huang, and Gordon Simons**, “On the Theory of Elliptically Contoured Distributions,” *Journal of Multivariate Analysis*, 1981, 11 (3), 368–385.
- Citron, Danielle Keats and Frank Pasquale**, “The Scored Society: Due Process for Automated Predictions,” *Washington Law Review*, 2014, 89 (1).
- Crémer, Jacques**, “Arm’s Length Relationships,” *Quarterly Journal of Economics*, 1995, 110 (2), 275–295.
- Cunningham, Tom and Inés Moreno de Barreda**, “Effective Signal-Jamming,” 2019. Working paper.
- Dalvi, Nilesh, Pedro Domingos, Mausam, Sumit Sanghai, and Deepak Verma**, “Adversarial Classification,” in “Proceedings of the Tenth

- ACM SIGKDD International Conference on Knowledge Discovery and Data Mining” 2004, pp. 99–108.
- Duffie, Darrell and Piotr Dworczak**, “Robust Benchmark Design,” *Journal of Financial Economics*, 2021, *142* (2), 775–802.
- Ederer, Florian, Richard Holden, and Margaret Meyer**, “Gaming and Strategic Opacity in Incentive Provision,” *RAND Journal of Economics*, 2018, *49* (4), 819–854.
- Fang, Kai-Tai, Samuel Kotz, and Kai Wang Ng**, *Symmetric Multivariate and Related Distributions* number 36. In ‘Monographs on Statistics & Applied Probability.’, Chapman and Hall, 1989.
- Fischer, Paul E and Robert E Verrecchia**, “Reporting Bias,” *Accounting Review*, 2000, *75* (2), 229–245.
- Forges, François**, “An Approach to Communication Equilibria,” *Econometrica*, 1986, *54* (6), 1375–1385.
- Frankel, Alex and Navin Kartik**, “Muddled Information,” *Journal of Political Economy*, 2019, *127* (4), 1739–1776.
- and —, “Improving Information from Manipulable Data,” 2021. arXiv:1908.10330v5.
- Hardt, Moritz, Nimrod Megiddo, Christos Papadimitriou, and Mary Wothers**, “Strategic Classification,” in “Proceedings of the 2016 ACM Conference on Innovations in Theoretical Computer Science” 2016, pp. 111–122.
- Holmström, Bengt**, “Managerial Incentive Problems: A Dynamic Perspective,” *Review of Economic Studies*, 1999, *66* (1), 169–182.
- Hörner, Johannes and Nicolas Lambert**, “Motivational Ratings,” *Review of Economic Studies*, 2021, *88* (4), 1892–1935.
- Hu, Lily, Nicole Immorlica, and Jennifer Wortman Vaughan**, “The Disparate Effects of Strategic Manipulation,” in “Proceedings of the Conference on Fairness, Accountability, and Transparency” 2019, pp. 259–268.
- Kyle, Albert S**, “Continuous Auctions and Insider Trading,” *Econometrica*, 1985, *53* (6), 1315–1335.
- Lambert, Nicolas S, Giorgio Martini, and Michael Ostrovsky**, “Quadratic Games,” 2018. Working paper.

- Liang, Annie and Erik Madsen**, “Data and Incentives,” 2021. Working paper.
- Mekerishvili, Giorgi**, “Optimal Disclosure on Crowdfunding Platforms,” 2018. Working paper.
- Morris, Stephen and Hyun Song Shin**, “Social Value of Public Information,” *American Economic Review*, 2002, *92* (5), 1521–1534.
- Myerson, Roger B**, “Optimal Coordination Mechanisms in Generalized Principal-Agent Problems,” *Journal of Mathematical Economics*, 1982, *10* (1), 67–81.
- , “Multistage Games with Communication,” *Econometrica*, 1986, *54* (2), 323–358.
- Perez-Richet, Eduardo and Vasiliki Skreta**, “Test Design under Falsification,” 2021. Working paper.
- Prendergast, Canice and Robert Topel**, “Favoritism in Organizations,” *Journal of Political Economy*, 1996, *104* (5), 958–78.
- Rick, Armin**, “The Benefits of Miscommunication in Communication Games,” 2013. Working paper.
- Rodina, David**, “Information Design and Career Concerns,” 2020. Discussion Paper Series - CRC TR 224 No. 220.
- and **John Farragut**, “Inducing Effort through Grades,” 2020. Discussion Paper Series - CRC TR 224 No. 221.
- Segura-Rodriguez**, “Selling Data,” 2021. Working paper.
- Whitmeyer, Mark**, “Bayesian Elicitation,” 2020. arXiv:1902.00976v2.
- Zapechelnnyuk, Andriy**, “Optimal Quality Certification,” *American Economic Review: Insights*, 2020, *2* (2), 161–176.

B For Online Publication: Additional results

B.1 Counterexamples

Example 1 (Receiver's payoff is not monotone in $\Sigma_{\delta\delta}$)

Suppose $k = 2$. Consider the covariance matrices²⁵

$$\Sigma_{\theta\eta} = \begin{bmatrix} 4 \\ 1 \end{bmatrix}, \quad \Sigma_{\eta\eta} = \begin{bmatrix} 2 & 1 \\ 1 & 2 \end{bmatrix}, \quad \Sigma_{\delta\delta} = \begin{bmatrix} 1 & 0 \\ 0 & 1 \end{bmatrix}.$$

With these parameters, the regression coefficient β equals $(7/3, -2/3)$. Even though η_1 and η_2 are both positively correlated with the quality θ , the regression coefficient on η_2 is negative because η_1 and η_2 have positively correlated errors and η_2 has a weaker correlation with θ . The signaling equilibrium is $b^* = (1.20, -0.10)$. As $\text{var}(\delta_2)$ increases, both components of b^* shrink in magnitude, and the receiver's payoff increases, though the effect is small.²⁶

Example 2 (Noisy scoring)

Take $k = 1$. Suppose η and δ are uncorrelated with unit variance and let $\theta = \eta - 2\delta$. Hence $\sigma_{\theta\eta} = 1$ and $\sigma_{\theta\delta} = -2$. In this case the optimal scoring rule uses $b = 0.25$ and $\mathbf{E}[\text{var}(f(X)|X)] = 0.059$. The added noise makes it obedient to use such a small coefficient b , which dampens the sender's distortion.

B.2 Elliptical noise

Here I use elliptical noise to construct scores that are elliptically distributed in equilibrium. Fix a coefficient vector b . The random variable

$$b^T(\eta + b \circ \delta) - b^T(\mu_\eta + b \circ \mu_\delta)$$

is elliptical with mean zero. Denote its variance by σ_x^2 . Its characteristic function takes the form $\phi(t^2/\sigma_x^2)$ for some function ϕ . For any $v > 0$, let $Z =$

²⁵Set $\sigma_\theta^2 = 9$. This variance does not affect the analysis, as long as the induced variance matrix is positive semidefinite.

²⁶Increasing $\text{var}(\delta_2)$ from 1 to 2 shifts b^* from $(1.1951, -0.0971)$ to $(1.1950, -0.0966)$. The receiver's utility increases from -4.3167 to -4.3165 .

(Z_1, Z_2) be elliptically distributed with characteristic function $\phi(t_1^2/\sigma_x^2 + t_2^2/v)$. Since Z is elliptical, there exists a version of the conditional distribution such that $Z_2|Z_1 = z_1$ is elliptical for each z_1 in $\text{supp } Z_1$. For each x , let $f(x)$ in $\Delta(\mathbf{R})$ be the conditional law of $b_0 + b^T x + Z_2$, given that $Z_1 = b_0 + b^T x$. By construction, $f(\eta + b \circ \delta)$ has the same distribution as $\mu_\theta + Z_1 + Z_2$ and hence is elliptical.

B.3 No fully informative equilibrium

Proposition 7 (No fully informative equilibrium)

If $\Sigma_{\delta\delta}$ has full rank, then the signaling game has no fully informative Bayes–Nash equilibrium.

Assume $\Sigma_{\delta\delta}$ is full rank. Suppose for a contradiction that the signaling game has a fully informative equilibrium. I will show that some type of the sender has a profitable deviation.

The first step is to construct the candidate deviating types. The type space $T = \text{supp}(\eta, \delta)$ must contain an ellipse E defined by the equation

$$(\eta - \mu_\eta)^T \Sigma_{\eta\eta}^{-1} (\eta - \mu_\eta) + (\delta - \mu_\delta)^T \Sigma_{\delta\delta}^{-1} (\delta - \mu_\delta) = r^2,$$

for some positive radius r . Choose η^0 such that $(\eta^0 - \mu_\eta) \Sigma_{\eta\eta}^{-1} (\eta^0 - \mu_\eta)$ is strictly between 0 and r^2 . Then $(\eta^0, t\mu_\delta)$ intersects E for two positive values of t , which I denote $t_1 < t_2$. Let $\delta^0 = t_1 \mu_\delta$ and set $\kappa = t_2/t_1$ so $\kappa \delta^0 = t_2 \mu_\delta$. Next, I construct a sequence of types converging to (η^0, δ^0) as follows. Since $\Sigma_{\delta\delta}$ and $\Sigma_{\eta\eta}$ both have full rank, we can find a strictly positive sequence t^i converging to 0 and a real sequence s^i converging to 0 such that each type

$$(\eta^i, \delta^i) := (\eta^0 + t^i \beta, \delta^0 + s^i \delta^0)$$

lies on the ellipse E . Clearly $(\eta^i, \delta^i) \rightarrow (\eta^0, \delta^0)$ as $i \rightarrow \infty$.

For all $i \geq 0$, choose a feature vector x^i that type (η^i, δ^i) induces through some equilibrium distortion choice. Since the equilibrium is fully informative, it follows that $y(x^i) = \beta_0 + \beta^T \eta^i$ for each i . Each type (η^i, δ^i) can secure the

payoff from mimicking (η^0, δ^0) , so the sequence (x^i) for $i \geq 1$ is bounded. After possibly passing to a subsequence, I can assume that this sequence converges to some limit x^* .

Now I obtain the contradiction. To simplify notation, let

$$c(d) = (1/2) \sum_{j=1}^k d_j / \delta_j^0.$$

Each type (η^i, δ^i) weakly prefers x^i to x^0 , so

$$t^i \|\beta\|^2 \geq \frac{c(x^i - \eta^i) - c(x^0 - \eta^i)}{(1 + s^i)^2}.$$

Passing to the limit in i gives

$$c(x^* - \eta^0) \leq c(x^0 - \eta^0). \quad (31)$$

Type $(\eta^0, \kappa \delta^0)$ must be indifferent between x^0 and any feature vector chosen in equilibrium since x^0 yields same decision and cannot be more costly (for otherwise type (η^0, δ^0) would have a profitable deviation). Therefore, type $(\eta^0, \kappa \delta^0)$ weakly prefers x^0 to x^i , so

$$t^i \|\beta\|^2 \leq \frac{c(x^i - \eta^0) - c(x^0 - \eta^0)}{\kappa^2} \leq \frac{c(x^i - \eta^0) - c(x^* - \eta^0)}{\kappa^2}, \quad (32)$$

where the second inequality follows from (31).

Similarly, since each type (η^i, δ^i) prefers x^i to x^j , we have

$$(t^i - t^j) \|\beta\|^2 \geq \frac{c(x^i - \eta^i) - c(x^j - \eta^i)}{(1 + s^i)^2}.$$

Passing to the limit as $j \rightarrow \infty$ gives

$$t^i \|\beta\|^2 \geq \frac{c(x^i - \eta^i) - c(x^* - \eta^i)}{(1 + s^i)^2}. \quad (33)$$

Clear denominators in (32) and (33) and then subtract to get

$$\begin{aligned}
& ((1 + s_i)^2 - (1 + \kappa)^2)t^i \|\beta\|^2 \\
& \geq [c(x^i - \eta^i) - c(x^* - \eta^i)] - [c(x^i - \eta^0) - c(x^* - \eta^0)] \\
& = [c(x^i - \eta^i) - c(x^i - \eta^0)] + [c(x^* - \eta^0) - c(x^* - \eta^i)] \\
& = [c(x^i - \eta^0 - t^i \beta) - c(x^i - \eta^0)] + [c(x^* - \eta^0) - c(x^* - \eta^0 - t^i \beta)].
\end{aligned}$$

Divide by t^i and pass to the limit as $i \rightarrow \infty$. By the mean value theorem, the terms on the right converge to $-c'(x^* - \eta^0)\beta$ and $c'(x^* - \eta^0)\beta$, so we obtain the contradiction

$$-(\kappa^2 - 1)\|\beta\|^2 \geq 0.$$