

# Fundamental Tradeoffs in Uplink Grant-Free Multiple Access with Protected CSI

Dongyang Xu<sup>\*†</sup>, Pinyi Ren<sup>\*†</sup>, Yichen Wang<sup>\*†</sup> and James A. Ritcey<sup>‡</sup>

<sup>\*</sup>School of Information and Communications Engineering, Xi'an Jiaotong University, China

<sup>†</sup>Shaanxi Smart Networks and Ubiquitous Access Research Center, China.

<sup>‡</sup>Department of Electrical Engineering, University of Washington, USA.

E-mail: {xudongyang@stu.xjtu.edu.cn, {pyren,wangyichen0819}@mail.xjtu.edu.cn, ritcey@ee.washington.edu }

**Abstract**—In the envisioned 5G, uplink grant-free multiple access will become the enabler of ultra-reliable low-latency communications (URLLC) services. By removing the forward scheduling request (SR) and backward scheduling grant (SG), pilot-based channel estimation and data transmission are launched in one-shot communications with the aim of maintaining the reliability of 99.999% or more and latency of 1ms or less under 5G new radio (NR) numerologies. The problem is that channel estimation can easily suffer from pilot aware attack which significantly reduces the system reliability. To solve this, we proposed to apply the hierarchical 2-D feature coding (H2DF) coding on time-frequency-code domain to safeguard channel state information (CSI), which informs a fundamental rethinking of reliability, latency and accessibility. Considering uplink large-scale single-input multiple-output (SIMO) reception of short packets, we characterize the analytical closed-form expression of reliability and define the accessibility of system. We find two fundamental tradeoffs: reliability-latency and reliability-accessibility. With the help of the two fundamental trade-offs, we demonstrate how CSI protection could be integrated into uplink grant-free multiple access to strengthen URLLC services comprehensively.

**Index Terms**—URLLC, grant-free uplink access, pilot-aware attack, reliability, accessibility.

## I. INTRODUCTION

With the services and applications that require stringent latency and reliability emerging quickly, future fifth generation (5G) wireless networks have defined a new category, i.e., low-latency and ultra-reliable communication (URLLC), to accommodate those services and applications comprehensively [1]. To order to support URLLC services, air interface technologies are experiencing an evolution of long term evolution (LTE) and also a revolution towards 5G new radio (NR). Among these, grant-free uplink access is recognized as a key enabler in which ultra-low latency is achieved by novel orthogonal frequency division multiplexing (OFDM) slot structures and flexible/scalable numerologies while high reliability is maintained by advanced channel coding and robust channel state estimation with margin for estimation error [2].

A preliminary fact is that conventional uplink transmission procedures consist of random access channel (RACH) operation, pilot-based channel estimation, scheduling request (SR) transmission, scheduling grant (SG) transmission and finally data transmission [3]. By removing the procedures of SR and SG transmission, grant free uplink access reduces the latency significantly and also compels channel estimation and data

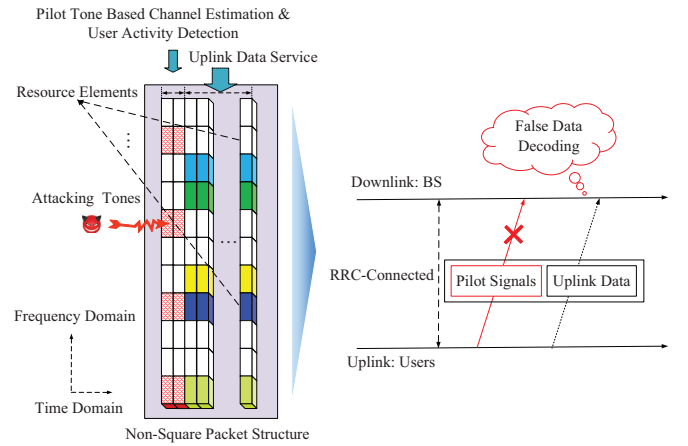


Fig. 1. Time-frequency domain illustration of pilot-aware attack on pilot-based channel estimation during uplink grant-free access.

transmission to become more dependent on each other for such one-shot transmission. Take a blind detection scheme in grant-free Sparse code multiple access (SCMA) in [4] for example in which a closed-loop SCMA system was constituted by active user detection, channel estimation and data decoding. Pilot-based channel estimation provides necessary feedbacks for performance revisions and improvements of iterative active user detection and data decoding. Basically, the reliability of grant free uplink access severely relies on both the resilience of pilot-based channel estimation and the reliability of data packet decoding.

Pilot-based channel estimation requires that deterministic and publicly-known pilot tones be shared on the time-frequency resource grid (TFRG) by all parties such that the receiver can recover the channels experienced by pilot signals shared with the transmitter [3]. The first step to keep the resilience of channel estimation is to maintain the authenticity of pilots because applying the same pilot tones at the receiver with the transmitter guarantees the authenticity for channels estimated by default. As shown in Fig. 1, the critical problem is that a pilot-aware attacker which senses and acquires the public pilot information can practically jamm/null/spoof those pilots to destroy their authenticity, thus paralyzing the whole regular channel estimation [5]. Due to the imprecise channel estimation, the data packet decoding which requires accurate channel state information (CSI) as a prerequisite become

beyond being reliable.

Previously, it has been mentioned in [6] that attacking channel estimation is with high priority and more power-efficient than the behavior of jamming data packet decoding. Besides, the recent accidents caused by pilot aware attack indicate that the conventional pilot-based channel estimation is suffering significant risks [7]. The commonsense built to resolve this issue is pilot randomization which transforms the pilot-aware attack into a hybrid attack, including **silence cheating (SC)**, **wide-band pilot jamming (WB-PJ)**, and **partial-band pilot jamming (PB-PJ)** attack. As a successful practice, authors in [7] proposed a hierarchical 2-D feature coding (H2DF)-coding based pilot authentication scheme which can protect pilot-based channel estimation by first delivering pilots between transceiver pairs in the form of diversified subcarrier activation patterns (SAPs) and then securing its retrieval process. A valuable result is that the time-domain consumption of H2DF coding are  $K + 1$  OFDM symbols provided  $K$  users simultaneously access the network.

This give us a hint of applying H2DF coding to safeguard the channel estimation of grant-free multiple access. Given the constraint of latency of 1ms or less, this operation however makes the OFDM symbols for data transmission change dynamically with the number of access users. How to characterize the system reliability and is it possible to apply H2DF coding in grant-free multiple access? In what follows, we aim to answer the above question and show that our answer is yes. The specific contributions are summarized as follows:

- 1) We propose a novel active user detection algorithm whereby perfect identification of attack modes and perfect detection of active users can be realized both.
- 2) We characterize a novel expression of failure probability of uplink grant-free multiple access in the regime of large-scale antenna arrays with a matched filter receiver. Based on this, we find a novel reliability-latency trade-off under protected CSI.
- 3) We define the  $\xi$ -accessibility of uplink grant-free multiple access with protected CSI as the ratio of the number of active legitimate users that could maintain the failure probability less than  $\xi$  to the total number of OFDM symbols consumed during this period. We show that there exist a reliability-accessibility trade-off.

## II. BASIC ACCESS CONFIGURATION AND ATTACK MODEL

### A. Packet and Frame Structure

In URLLC, the latency that requires optimization consists of the processing latency  $T_p$  and the time to-transmit latency  $T_t$ .  $T_p$  is constituted by three parts, i.e., the time of the channel acquisition, control channel decoding, and data detection.  $T_t$  is determined by the time-domain frame structure which depends on the non-square packet arrangement in the frequency domain. In order to minimize  $T_p$  and  $T_t$ , a mini-slot structure proposed in [13] is considered, where each slot is divided into multiple mini-slots and each is equal to the transmission time interval (TTI) of  $T_s$ . The corresponding frequency-domain subcarrier spacing is configured as  $\Delta f$ .  $T_s$  and  $\Delta f$  both follow the 5G NR numerologies.

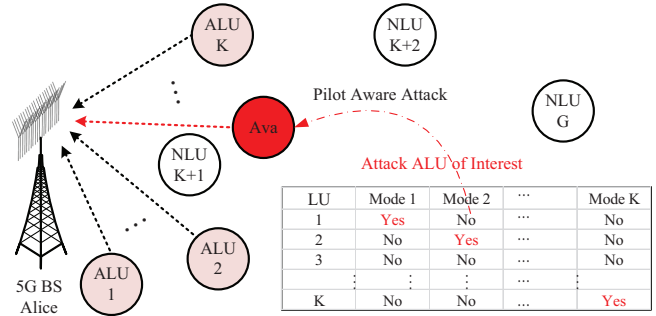


Fig. 2. Illustration of pilot-aware attack on uplink grant-free multiple access.

Here, we consider the total latency  $T$  constituted by the following:

$$T = (m_e + m_d) T_s + T_{extra} \quad (1)$$

where  $m_e$  denotes the number of TTIs for channel estimation and  $m_d$  denotes the number of TTIs for data transmission.  $T_{extra}$  denotes the time for other operations in BS and UE during the transmission.

### B. Uplink Grant-Free Multiple Access

The basic uplink transmission procedures consist of random access channel (RACH) operation, pilot-based channel estimation, SR transmission, SG transmission and finally data transmission. By removing the procedures of SR and SG transmission, grant free multiple access can reduce the latency significantly.

With this configuration, the RACH operation is responsible for establishing the connected state of radio resource control (RRC) between each transceiver pair. After that, each user prepares channel measurement and data transmission for the one-shot contention-based access. Since SG contains the scheduling decision for users, ignoring SG would compel BS to perform user activity detection before channel measurement to identify current user with access attempt. This functionality is realized by pilot signals for which exact pilot authentication and unique pilot allocation to each user guarantee the accuracy of user activity detection. For the data transmission, the access strategy includes but not limited to orthogonal frequency division multiple access (OFDMA). Different data streams from different users share the same time-frequency resources.

To summary, the overall procedures include pilot-based active user detection, pilot-based channel estimation and OFDMA-based data transmission.

### C. Pilot Randomization and Pilot-Aware Attack

Pilot randomization can avoid the pilot aware attack without imposing any prior information on the pilot design. The common method is to randomly select phase candidates. Each of the phase candidates is mapped by default into a unique quantized sample, chosen from the set  $\mathcal{A}$  satisfying  $\{\phi : \phi = 2m\pi/C, 0 \leq m \leq C - 1, C = |\mathcal{A}|\}$ .

Under the circumstance of pilot randomization, pilot-aware attacker can launch three arbitrary types of attacks, including WB-PJ attack, PB-PJ attack and SC. The influence of pilot

aware attack could be found in latency and reliability of grant-free multiple-access systems. Previous research ignored the influence of security risks on latency control and reliability preservation. In fact, pilot-aware attack could easily paralyze the authenticity of pilots and estimated channels. Without proper protection, the extra abnormal latency induced by the attack would be extremely high and the reliability of data packet decoding based on the estimated channels would be also very low.

### III. SYSTEM MODEL

Let us consider a uplink single-input multiple-output (SIMO)-OFDM based grant-free multiple access system with a  $N_T$ -antenna Alice and  $G$  single-antenna legitimate users (LUs) indexed by the set  $\mathcal{G}$ ,  $|\mathcal{G}| = G$ . As shown in Fig. 2, LUs consist of  $G - K$  non-active LUs (NLUs) and  $K$  active LUs (ALUs) which are indexed by the set  $\mathcal{K}$  with  $|\mathcal{K}| = K$ . Each of channels from ALUs to Alice experience the frequency-selective Rayleigh fading. The pilot-tone based channel estimation occupies  $m_e$  OFDM mini slots and subcarriers within the set  $\Psi$  satisfying  $|\Psi| = N$  whereas the data transmission consumes  $m_d$  OFDM mini slots and subcarriers within the set  $\Psi_D$  satisfying  $|\Psi_D| = N_D$ . A single-antenna pilot-aware attacker (named as Ava) could disturb pilot subcarriers for channel estimation by launching a hybrid attack.

Consider H2DF coding based channel estimation to defend against pilot-aware attack in Fig. 3. Subcarriers within set  $\Psi$  are dealt with separately. One single subcarrier for secure pilot coding and one single pilot subcarrier for channel estimation are respectively designated within each coherence bandwidth but at different frequency-domain positions (i. e., two pilot tones every three subcarriers). Therefore, we denote the set of pilot subcarriers for secure pilot coding as  $\Psi_R$  satisfying  $|\Psi_R| = N_R$  and the set of pilot subcarriers for channel estimation as  $\Psi_E$  satisfying  $|\Psi_E| = N_E$ .

#### A. Pilot Signal Model for Channel Estimation

We denote  $x_{L,m}^i[k]$  and  $x_A^i[k]$  respectively as the pilot tones for the  $m$ -th ALU and Ava at the  $i$ -th subcarrier and  $k$ -th symbol time. Pilot tones are arranged following a H2DF coding pattern on  $\Psi_R$  whereas those on  $\Psi_E$  follow the Block-type pilot insertion mode. On both  $\Psi_R$  and  $\Psi_E$ , the way of inserting pilot tones across subcarriers and OFDM symbols obeys the following principle, i.e.,  $x_{L,m}^i[k] = x_{L,m}[k] = \sqrt{\rho_{L,m}} e^{j\phi_{k,m}}$ ,  $m \in \mathcal{K}$ ,  $\phi_{k,m} \in \mathcal{A}$  for either  $i \in \Psi_R$  or  $i \in \Psi_E$ .  $x_{L,m}[k]$  can be superimposed onto a dedicated pilot sequence having been optimized under a non-security oriented scenario. The new pilot sequence can be utilized for channel estimation. At this point,  $\phi_{k,m}$  can be an additional phase difference for security consideration. We do not impose the phase constraint on the strategies of pilot insertion at Ava, that is,  $x_A^i[k] = \sqrt{\rho_A} e^{j\varphi_{k,i}}$ ,  $i \in \Psi$ .

Consider the basic OFDM procedure. We focus on the pilot tones on subcarriers of  $\Psi_E$ . Pilot tones of ALUs and Ava over  $N_E$  subcarriers are respectively stacked as  $N_E$  by 1 vectors  $\mathbf{x}_{L,m}[k] = [x_{L,m}^j[k]]_{j \in \Psi_E}^T$  and  $\mathbf{x}_A[k] = [x_A^j[k]]_{j \in \Psi_E}^T$ .

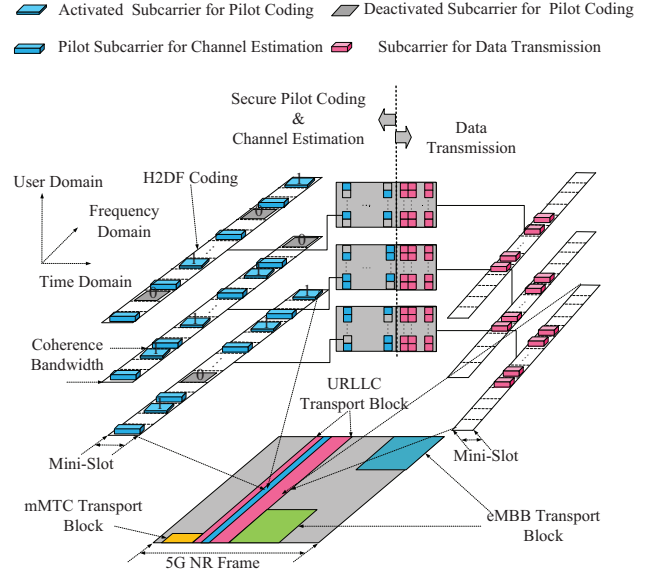


Fig. 3. Illustration of 5G NR frame structure with transport blocks respectively dedicated for URLLC, mMTC and eMBB.

The length of cyclic prefix is assumed to be larger than the maximum number  $L$  of channel taps. The parallel streams, i.e.,  $\mathbf{x}_{L,m}[k]$ ,  $m \in \mathcal{K}$  and  $\mathbf{x}_A[k]$ , are modulated with inverse fast Fourier transform (IFFT). Then the time-domain  $N_E$  by 1 vector  $\mathbf{y}^i[k]$ , derived by Alice after removing the cyclic prefix at the  $i$ -th receiving antenna, can be written as:

$$\mathbf{y}^i[k] = \sum_{m=1}^K \mathbf{H}_{C,m}^i \mathbf{F}^H \mathbf{x}_{L,m}[k] + \mathbf{H}_{C,A}^i \mathbf{F}^H \mathbf{x}_A[k] + \mathbf{v}^i[k] \quad (2)$$

Here,  $\mathbf{H}_{C,m}^i$  is the  $N_E \times N_E$  circulant matrices of the  $m$ -th ALU, with the first column given by  $[\mathbf{h}_{L,m}^{i,T} \quad \mathbf{0}_{1 \times (N_E - L)}]^T$ .  $\mathbf{H}_{C,A}^i$  is a  $N_E \times N_E$  circulant matrix with the first column given by  $[\mathbf{h}_A^{i,T} \quad \mathbf{0}_{1 \times (N_E - L_s)}]^T$ .  $\mathbf{h}_{L,m}^i \in \mathbb{C}^{L \times 1}$  and  $\mathbf{h}_A^i \in \mathbb{C}^{L \times 1}$  respectively denote the CIR vectors from the  $m$ -th ALU and Ava to the  $i$ -th receive antenna of Alice.  $\mathbf{h}_A^i$  is assumed to be independent with  $\mathbf{h}_{L,m}^i, \forall m \in \mathcal{K}$ .  $\mathbf{F} \in \mathbb{C}^{N_E \times N_E}$  denotes the discrete Fourier transform (DFT) matrix.  $\mathbf{v}^i[k] \sim \mathcal{CN}(0, \mathbf{I}_{N_E} \sigma^2)$  denotes the noise vector on time domain at the  $i$ -th antenna of Alice within the  $k$ -th symbol time.  $\sigma^2$  is the average noise power of Alice.

Taking FFT, Alice finally derives the frequency-domain  $N_E$  by 1 signal vector at the  $i$ -th receive antenna as

$$\tilde{\mathbf{y}}^i[k] = \sum_{m=1}^K \mathbf{F}_L \mathbf{h}_{L,m}^i x_{L,m}[k] + \text{Diag}\{\mathbf{x}_A[k]\} \mathbf{F}_L \mathbf{h}_A^i + \mathbf{w}^i[k] \quad (3)$$

where  $\mathbf{w}^i[k] = \mathbf{F} \mathbf{v}^i[k]$  and  $\mathbf{F}_L = \sqrt{N_E} \mathbf{F}(:, 1:L)$ .

#### B. Secure Pilot Coding Model

Let us briefly introduce the concept of H2DF coding. The H2DF- $(K+1, B, C)$  code of length  $B$ , size  $C$  and order  $K+1$  shown in [7], is denoted by a  $B \times C$  binary matrix  $\mathbf{B} = [\mathbf{b}_j]_{1 \leq j \leq C}$  where the  $B \times 1$  vector  $\mathbf{b}_j = [b_{i,j}]_{1 \leq i \leq B}$  represents its codeword. Considering its definition [7], we know

that: 1) every sum of up to  $K + 1$  different codewords can be decomposed by no codeword other than those used to form the sum; 2) every sum of up to  $K + 1$  different codewords is distinct from every other sum of  $K + 1$  or fewer codewords. We split the columns of code matrix  $\mathbf{B}$  into  $K$  independent clusters. The  $i$ -th cluster includes  $\lceil C/K \rceil$  columns indexed by the set  $\mathcal{B}_i$  and constitutes a sub-matrix denoted by  $[\mathbf{b}_{j \in \mathcal{B}_i}]$ . Each  $i$ -th sub-matrix is exclusively allocated to the  $i$ -th ALU for mapping its randomized pilot phases to its SAPs in use.

Basically, H2DF coding based pilot protection is a framework of random pilot phase encoding and decoding. We define a pilot encoder as a map from  $C$  discrete random phases into the code matrix  $\mathbf{B}$ . On this basis, the  $i$ -th ALU independently conveys their own pilot phase in the form of encoded SAPs which are programmed by codewords  $\mathbf{b}_i, i \in \mathcal{K}$ . The specific principle is that if the  $j$ -th digit of the codeword is equal to 1, the pilot tone signal is inserted on the  $j$ -th subcarrier, otherwise this subcarrier will be idle. Those SAPs, after undergoing wireless channels, suffer from the superposition interference from each other, and finally are superimposed and observed in the form of  $\mathbf{b}_1$  at Alice.  $\mathbf{b}_1$  could be separated and identified by Alice as  $\mathbf{b}_j, \forall j, 1 \leq j \leq K + 1$  which are recovered as original pilots securely.

#### IV. USER ACTIVITY DETECTION UNDER HYBRID ATTACK

User activity detection is the first step before channel estimation to determine the set  $\mathcal{K}$  of ALUs that simultaneously perform uplink grant-free multiple access. This refers to the detection of the total number of ALUs and their identities. Conventionally, user activity detection is a blind detection process for which precise detection of active user rely on multiple deterministic and distinguishable pilots. With those pilots being randomized, user activity detection however comes to be a main issue before channel estimation.

Under H2DF coding framework, the user activity detection is rather a different thing even though the channel estimation can be protected well. let's examine how to identify the total number of ALUs and their identities under H2DF coding framework. A fact is that H2DF coding creates a unique temporal identifier for each LU such that Alice can identify current codewords in use and their changes. This can be done by improving the order of H2DF coding to be  $G + 1$  and defining the  $B \times \binom{C}{k}$  matrix  $\mathbf{B}_k, k = 2, 3, \dots, G+1$ , which is the collection of all of the Boolean sums (See Definition 1 in [5]) of codewords from  $\mathbf{B}$ , taken exactly  $k$  at a time. The  $i$  column of  $\mathbf{B}_k$  is denoted by  $\mathbf{b}_{k,i}$  and represents a unique sum codeword. As we can see, every sum of up to  $G + 1$  different codewords can be decomposed by no codeword other than those used to form the sum and every sum of up to  $G + 1$  different codewords is distinct from every other sum of  $G + 1$  or fewer codewords. This means that each codeword and each of its superposition versions with other codewords are both unique. Therefore, the identities of codewords can be guaranteed. When there is no attack, the total number of ALUs can also be detected precisely base on matrices  $\mathbf{B}_k, k = 2, 3, \dots, G + 1$ .

---

#### Algorithm 1 User Activity Detection Under Hybrid Attack

---

- 1: According to the signal detection technique, Alice calculates the number  $N_j$  of pilot signals coexisting at the  $j, j \in \Psi_R$ -th subcarrier.
  - 2: Alice encodes the number  $N_j, j \in \Psi_R$  as the binary codeword  $\mathbf{b}_1$ .
- Iteration:**
- 3: **if** all of the elements of  $\mathbf{b}_1$  are 1. **then**
  - 4: Indicate WB-PJ attack. Encode the number  $N_j - 1, j \in \Psi_R$  as the new binary codeword  $\overline{\mathbf{b}}_1$  again.
  - 5: **while**  $1 \leq j \leq G + 1$  **do**
  - 6: Compare  $\overline{\mathbf{b}}_1$  with each column of matrix  $\mathbf{B}_j$ .
  - 7: **if**  $\overline{\mathbf{b}}_1$  belongs to the  $k_0$ -th column of  $\mathbf{B}_{j_0}$  **then**
  - 8: Break Down;
  - 9: **end if**
  - 10: **end while**
  - 11: Indicate there exist  $j_0$  ALUs and decompose  $\mathbf{b}_{k_0, j_0}$  into the codewords of ALUs.
  - 12: **else**
  - 13: **while**  $1 \leq j \leq G + 1$  **do**
  - 14: Compare  $\mathbf{b}_1$  with each column of matrix  $\mathbf{B}_j$ .
  - 15: **if**  $\mathbf{b}_1$  belongs to the  $k_1$ -th column of  $\mathbf{B}_{j_1}$  **then**
  - 16: Break;
  - 17: **end if**
  - 18: **end while**
  - 19: Output  $\mathbf{b}_{k_1, j_1}$ . Indicate there exist  $j_1$  ALUs.
  - 20: **if**  $\sum_{i=1}^{N_R} \sum_{j=1}^{j_1} b_{i,j} = \sum_{j=1}^{N_R} N_j$  **then**
  - 21: Indicate SC and  $j_1$  ALUs. Decompose  $\mathbf{b}_{k_1, j_1}$  into the codewords of ALUs.
  - 22: **else**
  - 23: Find the set  $\mathcal{D}$  in which for arbitrary  $k \in \mathcal{D}$  each element  $d_k$  makes  $N_k = 1$ .
  - 24: **while**  $k \in \mathcal{D}$  **do**
  - 25: Make  $N_k = 0$  and encode the new number  $N_j, j \in \Psi_R$  as the new binary codeword  $\overline{\overline{\mathbf{b}}}_1$ .
  - 26: **while**  $1 \leq j \leq G + 1$  **do**
  - 27: Compare  $\overline{\overline{\mathbf{b}}}_1$  with each column of matrix  $\mathbf{B}_j$ .
  - 28: **if**  $\overline{\overline{\mathbf{b}}}_1$  belongs to the  $k_2$ -th column of  $\mathbf{B}_{j_2}$  **then**
  - 29: Break;
  - 30: **end if**
  - 31: **end while**
  - 32: **end while**
  - 33: Indicate PB-PJ attack and  $j_2$  ALUs. Decompose  $\mathbf{b}_{k_2, j_2}$  into the codewords of ALUs.
  - 34: **end if**
  - 35: **end if**
- Output:**
- 36: The current attack mode; The number of ALUs; The codewords of ALUs.
- 

The signal detection technique is applied on each subcarrier to transform the signals into digits required for codewords. Consider arbitrary one (e.g., the  $j$ -th) pilot subcarrier. Firstly, Alice stack the receiving signals across  $N_T$  antennas within  $X + 2, 1 \leq X \leq G$  OFDM symbols within the channel coher-

ence time ( $T_c$  OFDM symbols) and derive  $(X + 2) \times N_T$  receiving signal matrix by  $\mathbf{Y}_D$ . Secondly, Alice derives ordered eigenvalues of  $\hat{\mathbf{R}} = \frac{1}{\sigma^2} \mathbf{Y}_D \mathbf{Y}_D^H$  by  $\lambda_{X+2} > \dots > \lambda_1 > 0$  and constructs the test statistics by  $T = \frac{\lambda_{X+2}}{\lambda_1} \underset{\mathcal{H}_0}{\overset{\mathcal{H}_1}{\geq}} \gamma$  where  $\gamma$  is the decision threshold. The hypothesis  $\mathcal{H}_0$  means  $X + 2$  signals coexist and  $\bar{\mathcal{H}}_0$  means the opposite. Authors in [7] provides a function  $\gamma(P_f) \triangleq f(N_T, G, P_f)$  for determining on one subcarrier the number of antennas required to achieve a probability  $P_f$  of false alarm. Alice could always expect a lower bound  $\gamma(\varepsilon^*) \leq \gamma(P_f)$ ,  $\gamma(\varepsilon^*) = f(N_T, G, \varepsilon^*)$  such that  $\varepsilon^* \geq P_f$  is satisfied. Finally, Alice could select  $\gamma(0)$  as the detection threshold and derive new test statistics  $T_i = \frac{\lambda_i}{\lambda_1} \underset{\mathcal{H}_i}{\overset{\mathcal{H}_{i+1}}{\geq}} \gamma(0)$ ,  $2 \leq i \leq X + 1$ . The hypothesis  $\mathcal{H}_i$  means  $|X + 3 - i|$  signals coexist and  $\bar{\mathcal{H}}_{i+1}$  means the opposite. With that, the number  $N_j$  of coexisting signals on arbitrary one pilot subcarrier can be determined. For example, two signals are recognized only when both  $\mathcal{H}_{X+1}$  and  $\bar{\mathcal{H}}_X$  hold true.

Based on H2DF coding and signal detection technique, the next question is how to perform user activity detection using  $\mathbf{B}_k$ ,  $k = 2, 3, \dots, G + 1$  under the coexistence of WB-PJ attack, PB-PJ attack and SC. The perfect detection of user activity detection is given in Algorithm 1 for which energy detection and coding diversity should be jointly exploited.

## V. NOVEL CHARACTERISTIC OF RELIABILITY UNDER LIMITED BLOCK LENGTHS

Perfect active user detection have been a basis for channel estimation and data transmission which however both operate with a certain probability of failure. The disturbance in reliability of channel estimation and data transmission becomes more severe under the stringent requirements for latency, for example,  $T_s = 1\text{ms}$ . Therefore, it is necessary to reevaluate the reliability and latency under H2DF coding framework.

### A. Reliability of Channel Estimation

The reliability of channel estimation depends on the reliability of pilot decoding securely. With H2DF coding,  $B$  and  $C$  will thus satisfy  $B = N_R = q[1 + (K + 1)(k - 1)]$ ,  $C = q^k$ ,  $q \geq (K + 1)(k - 1) \geq 3$ ,  $K \geq 1$ .  $k$  is a predefined parameter which is usually configured as 2 and 3. During pilot decoding process, the pilot identification error probability (IEP) represents its reliability. Under maximum distance separable (MDS) code based construction method, the reliability of channel estimation, denoted by  $P_c$ , can be derived as follows:

$$P_c = \sqrt{\frac{[1 + K(k - 1)]^k}{2(N_R)^k K}} \quad (4)$$

where  $N_R \geq K(k - 1)[1 + K(k - 1)]$ ,  $K(k - 1) \geq 3$ .

### B. Decoding Error Probability of Short Packet Transmission

Data decoding errors depend on the transmission rate  $R$  in the occupied radio resources. Without loss of generality, we assume:

- 1) The attack on data transmission is not considered here because pilot-aware attack is more preferred.
- 2) The overloading factor of the system is not constrained, which means that both OFDMA and SCMA can be supported. We also assume the same number of ALUs on each subcarrier for any access strategy.
- 3) All the ALUs operate at the same rate  $R$ , calculated as  $R = \frac{B}{N_D \Delta f \times m_d T_s}$ .
- 4) The matched filter is employed on each subcarrier.

There are well-known expressions in the literature for calculating the outage probability for transmissions over fading channels as a function of the average signal-to-noise-ratio (SNR), the transmission rate  $R$  and the receiver type [8]. Consider single-input-multiple-output (SIMO) Rayleigh fading on each subcarrier, the following relationship between the normal approximation of the achievable rate  $R$  and the decoding error probability holds:

$$P_d = \mathbb{E} \left[ Q \left( \frac{C(\gamma) - R}{\sqrt{V(\gamma)/(N_d n)}} \right) \right] \quad (5)$$

where  $R = \frac{B}{N_d \Delta f \times n T_s}$ ,  $Q(x) = \int_x^\infty \frac{1}{\sqrt{2\pi}} e^{-\frac{t^2}{2}} dt$  and  $C(\gamma) = \log_2(1 + \gamma)$ ,  $V(\gamma) = 1 - \frac{1}{(1 + \gamma)^2}$  with  $\gamma$  defined as the instantaneous SNR on each subcarrier in which there coexist  $K_c$  interfering users. Without loss of generality, we assume all the interferers are received with the same average  $\gamma_0$  and the interference is Gaussian distributed. The distribution  $f_{K_c}(\gamma)$  of  $\gamma$  under matched filter can be calculated by:

$$f_{K_c}(\gamma) = \frac{\gamma^{N_T - 1} e^{-\frac{\gamma}{\gamma_0}}}{(N_T - 1)! \gamma_0^{K_c + 1}} \sum_{i=0}^{N_T} \binom{N_T}{i} \frac{\gamma_0^{K_c + i} \Gamma(K_c + i)}{\Gamma(K_c) (\gamma + 1)^{K_c + i}} \quad (6)$$

where  $\Gamma(\cdot)$  denotes the Gamma function. With this, the final decoding error probability can be calculated by:

$$P_d = \int_0^\infty Q \left( \frac{C(\gamma) - R}{\sqrt{V(\gamma)/(N_d n)}} \right) f_{K_c}(\gamma) d\gamma \quad (7)$$

### C. Reliability for Grant-Free Multiple Access

To evaluate the reliability of the whole access process, the reliability of channel estimation and decoding error probability in data transmission should be both taken into consideration on the basis of transmission strategies.

In this paper, at most one retransmission can be supported. The first transmission is deemed successful if the intended ALU is correctly identified and its data is decoded successfully. In this case, the overall failure probability is  $1 - (1 - P_c)(1 - P_d)$ . When the intended ALU cannot be identified, or it is identified but its data can not be decoded, the ALU will perform a retransmission over shared resources. The probability of correctly decoding the retransmitted data can be calculated by  $[1 - (1 - P_c)(1 - P_d)](1 - P_c)(1 - P_d)$ . Finally the failure probability, denoted by  $P_e$ , is given by:

$$P_e = [1 - (1 - P_c)(1 - P_d)]^2 \quad (8)$$



$$\frac{1}{N_T} \widehat{\mathbf{g}}_{j,m_0}^H \mathbf{y}_j[k] = \frac{d_{L,m_0}[k]}{N_T} \sum_{i=1}^{N_T} |\widehat{g}_{j,m_0,i}|^2 + \frac{d_{L,m}[k]}{N_T} \sum_{m=1, m \neq m_0}^K \sum_{i=1}^{N_T} \widehat{g}_{j,m_0,i}^* \widehat{g}_{j,m,i} + \frac{1}{N_T} \sum_{i=1}^{N_T} \widehat{g}_{j,m_0,i}^* w_{j,i}[k], 1 \leq m_0 \leq K \quad (11)$$

$$P_e = \left[ 1 - \left( 1 - \sqrt{\frac{1}{2q^k K}} \right) Q \left( \frac{\gamma_{asy} \left[ \log_2 \gamma_{asy} - \frac{B}{N_d \Delta f \times (T - mT_s - T_{extra})} \right] \sqrt{N_d \times (T - mT_s - T_{extra})}}{\sqrt{T_s [\gamma_{asy}^2 - 1]}} \right) \right]^2 \quad (15)$$

#### D. Asymptotic Results

It is well understood that multi-antenna technique is instrumental to guarantee URLLC. With massive antennas equipped at BS, the remarkable properties tailored for URLLC could be created, such as very high SNR links, quasi-deterministic links and extreme spatial multiplexing capability.

Consider the case presented here. It is necessary to evaluate the failure probability of grant-free multiple access of short packets to massive-antenna Alice with protected CSI and under the constraint of ultra-low latency. As the first step, we will give the basic receiving signal model at each subcarrier, for example, the  $j$ -th one, as follows:

$$\mathbf{y}_j[k] = \sum_{m=1}^K \mathbf{g}_{j,m} d_{L,m}[k] + \mathbf{w}_j[k] \quad (9)$$

where  $d_{L,m}[k], m \in \mathcal{K}$  denotes the symbol transmitted by the  $m$ -th ALU at the  $k$ -th OFDM mini-slot and satisfies  $E[|d_{L,m}[k]|^2] = \gamma$ .  $\mathbf{w}_j[k] = [w_{j,i}[k]]_{1 \leq i \leq N_T}, j \in \Psi_D$  denotes the noise vector at the  $j$ -th subcarrier and the  $k$ -th OFDM mini-slot, and satisfies  $\mathbf{w}_j[k] \sim \mathcal{CN}(0, \mathbf{I}_{N_T})$ .  $\mathbf{g}_{j,m} = [g_{j,m,i}]_{1 \leq i \leq N_T} \in \mathbb{C}^{N_T \times 1}, j \in \Psi_D, m \in \mathcal{K}$  denotes the  $j$ -th subcarrier channel experienced by the  $m$ -th ALU and satisfies:

$$\mathbf{g}_{j,m} = \left[ \mathbf{F}_{L,j} \mathbf{h}_{L,m}^1 \quad \cdots \quad \mathbf{F}_{L,j} \mathbf{h}_{L,m}^{N_T} \right]^T \quad (10)$$

where  $\mathbf{F}_{L,j}$  denotes the  $j$ -th row of  $\mathbf{F}_L$ .

Two assumptions are considered. One is that precise channel estimation can be guaranteed and the other one is that estimation errors exist. By defining  $\widehat{\mathbf{g}}_{j,m} = [\widehat{g}_{j,m,i}]_{1 \leq i \leq N_T}$ , receiving signals after matched filtering are expressed in Eq. (11). Without loss of generality, take the  $m_0$ -th ALU for example. We have  $\widehat{\mathbf{g}}_{j,m_0} = \mathbf{g}_{j,m_0}$  for the first case and  $\widehat{\mathbf{g}}_{j,m_0} = (1 - \lambda) \mathbf{g}_{j,m_0} - \lambda \widetilde{\mathbf{g}}_{j,m_0}, 0 < \lambda < 1$  for the second one where  $\widetilde{\mathbf{g}}_{j,m_0} \sim \mathcal{CN}(0, \mathbf{I}_{N_T})$  is independent with  $\widehat{\mathbf{g}}_{j,m_0}$  and larger  $\lambda$  means that channel estimation gets worse.

Based on above preparations, we analyze the asymptotic expression of  $\gamma$  as  $N_T \rightarrow \infty$ .

*Theorem 1:* With precise channel estimated, the asymptotic expression of  $\gamma$  as  $N_T \rightarrow \infty$  is:

$$\gamma_{asy} \triangleq \gamma_{asy}^{perfect} \xrightarrow[N_T \rightarrow \infty]{a.s.} 1 + \frac{N_T \gamma}{\gamma K_c + 1} \quad (12)$$

and the result with estimation errors is:

$$\gamma_{asy} \triangleq \gamma_{asy}^{error} \xrightarrow[N_T \rightarrow \infty]{a.s.} 1 + \frac{N_T \gamma (1 - \lambda)}{\gamma K_c + \lambda \gamma + 1}, 0 < \lambda < 1 \quad (13)$$

Therefore, the decoding error probability satisfies:

$$P_d \xrightarrow[N_T \rightarrow \infty]{a.s.} Q \left( \frac{C(\gamma_{asy}) - R}{\sqrt{V(\gamma_{asy}) / (N_d n)}} \right) \quad (14)$$

The failure probability of systems can be finally expressed as the Eq. (15). The specific value of  $\gamma_{asy}$  depends on the estimation assumption.

#### E. Fundamental Tradeoffs

Obviously, we can find a reliability-latency tradeoff in Eq. (15). Besides this, we would like to give another tradeoff, that is, reliability-accessibility tradeoff. Let us first define the accessibility which is the practice of keeping high reliability while being usable by as many ALUs as possible, operating within specified tolerances.

*Definition 1:* We define the  $\xi$ -accessibility of uplink grant-free multiple access with protected CSI as the ratio of the number of multiplexed ALUs that could maintain  $P_e$  less than  $\xi$  to the number of OFDM symbols for channel estimation and data decoding during this period, that is,

$$S = \frac{K}{T - T_{extra}}, P_e \leq \xi \quad (16)$$

where  $T - T_{extra} = (K + 1 + m_d) T_s$  and  $\xi$  denotes the reliability constraint, usually equal to  $10^{-5}$  when ultra-reliability is required.

Obviously, more accessibility will incur less reliability and vice versa.

## VI. NUMERICAL RESULTS

In this section, we evaluate the reliability performance of grant-free multiple access with protected CSI. We consider the frequency range 1 defined in [9] in which the channel bandwidth of 100MHz can be at most supported. Subcarrier spacing is configured as 60kHz and  $T_s = 17.86 \times 10^{-6}$  under 5G NR transmission numerologies defined in [9]. During the channel estimation, two pilot tones every three subcarriers are configured with one single subcarrier for secure pilot coding and one single pilot subcarrier for channel estimation, which is similar to the set-up in LTE [3]. This can support  $N_R = 512 = N_E$  independent subcarrier channels for H2DF coding with  $k = 3$ . For data transmission, we consider  $K$  ALUs transmitting packets of  $R = 32$  bytes over shared  $N_D = 4$  subcarriers. The number of channel taps is 6 and the latency constraint of  $T \leq 1$ ms is imposed.

Fig. 4 presents the curve of  $P_e$  versus the channel estimation error. The  $\gamma$  is fixed to be at 10 dB. As we can see,  $P_e$  becomes increased with increasing  $\lambda$  above a certain threshold of error. With the increase of number of antennas, this threshold of error

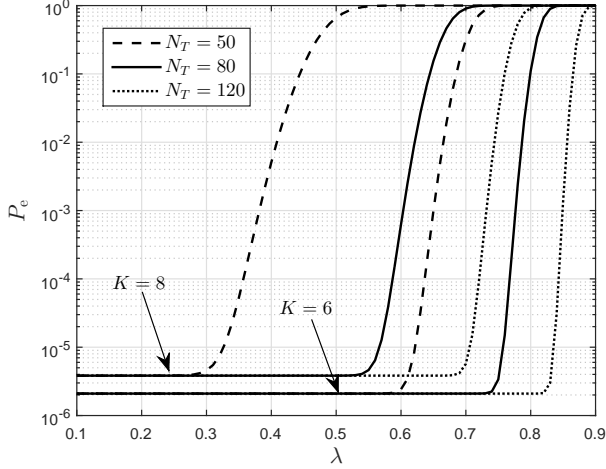


Fig. 4. The influence of channel estimation error on the reliability of uplink grant-free multiple access under different ALUs.

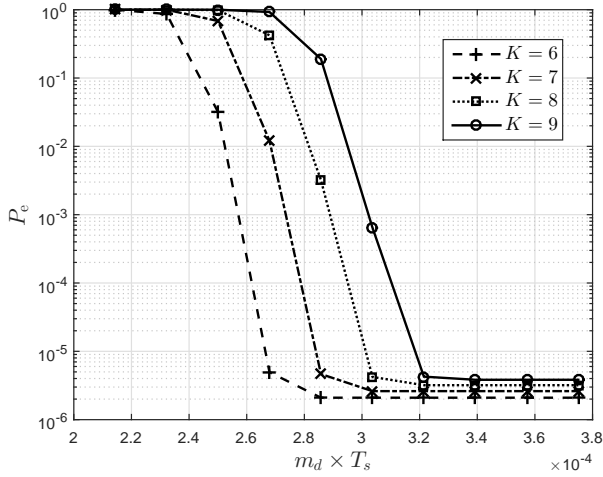


Fig. 5. Reliability-latency tradeoff under various number of ALUs.

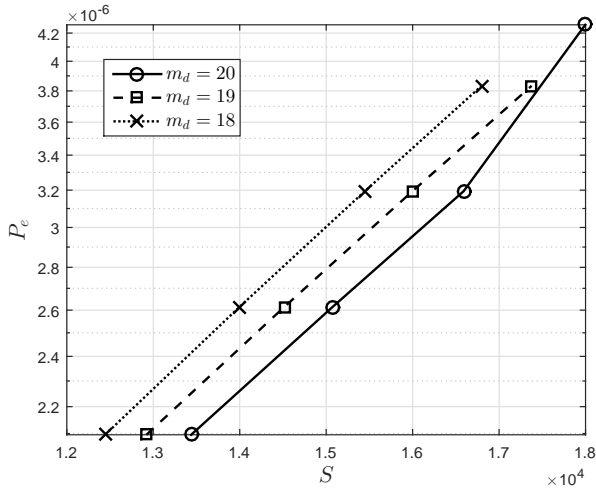


Fig. 6. Reliability-accessibility tradeoff under different number of mini-slots for data transmission.

comes to be less sensitive to its changes. The reason is that the estimation error becomes less with the increase of antennas.

The increase of ALUs also increases  $P_e$ . More AIUs introduce more uncertainty on channel estimation and more disturbance under estimation errors.

Fig. 5 shows the novel reliability-latency tradeoff curves under various number of ALUs. The number of antennas is fixed to be 100 and the  $\gamma$  is fixed to be at 20 dB. As we can see,  $P_e$  decreases with the increase of latency within a certain interval for guaranteeing reliable data transmission. More latency would not induce any improvement of reliability.

In Fig. 6, we simulate the curves of reliability-accessibility tradeoff under different number of mini-slots for data transmission. The number of antennas is fixed to be 100 and the  $\gamma$  is fixed to be at 20 dB. To achieve the reliability less than  $10^{-5}$ , the number of mini-slots for data transmission should be more than 18. With those preparations, we can see that the reliability is decreased with the increase of accessibility.

## VII. CONCLUSIONS

In this paper, we proposed to apply H2DF coding to conventional uplink grant-free multiple access to safeguard CSI. We showed that though strengthening reliability, this operation could affect the utilization of time-frequency resources and therefore we characterised a novel expression of reliability and accessibility of this system. We could show that there exist a reliability-latency trade-off and a reliability-accessibility trade-off. Those results presented the possibility of satisfying high reliability requirements for URLLC services while protecting CSI and also gave us hint of how to achieve this.

## REFERENCES

- [1] 3GPP, TS 22.261 v16.1.0, "Service requirements for the 5G system," [online] Available: [http://www.3gpp.org/ftp/Specs/archive/22\\_series](http://www.3gpp.org/ftp/Specs/archive/22_series).
- [2] H. Ji, S. Park et al., "Ultra-reliable and low-latency communications in 5g downlink: Physical layer aspects," *IEEE Wireless Communications*, vol. 25, no. 3, pp. 124-130, 2018.
- [3] S. Sesia, I. Toufik, and M. Baker, *LTE-The UMTS Long Term Evolution: From Theory to Practice*. New York: Wiley, 2009.
- [4] A. Bayesteh, E. Yi, H. Nikopour, and H. Baligh, "Blind detection of SCMA for uplink grant-free multiple-access," in *Proc. 11th Int. Symp. Wireless Commun. Syst. (ISWCS)*, Barcelona, Spain, 2014, pp. 853-857.
- [5] D. Xu, P. Ren, and J. A. Ritcey, "Independence-checking coding for OFDM channel training authentication: Protocol design, security, stability, and tradeoff analysis," *IEEE Trans. Inf. Forensics and Security*, vol.14, no. 2, pp. 387-402, Feb. 2019.
- [6] M. Lichtman, J. D. Poston, S. Amuru, C. Shahriar, T. C. Clancy, R. M. Buehrer, and J. H. Reed, "A communications jamming taxonomy," *IEEE Security Privacy*, vol. 14, no. 1, pp. 47-54, Jan. 2016.
- [7] D. Xu, P. Ren, and J. A. Ritcey, "Hierarchical 2-D feature coding for secure pilot authentication in multi-user multi-antenna OFDM systems: A reliability bound contraction perspective," *IEEE Trans. Inf. Forensics and Security*, vol.14, no. 3, pp. 592-607, Mar. 2019.
- [8] G. Berardinelli et al., "Reliability analysis of uplink grant-free transmission over shared resources," *IEEE Access*, vol. 6, pp. 23602-23611, 2018.
- [9] 3GPP, TS 38.211 v15.2.0, "Physical channels and modulation," [online] Available: [https://www.3gpp.org/ftp/Specs/archive/38\\_series/38.211/](https://www.3gpp.org/ftp/Specs/archive/38_series/38.211/)