

Rational Inattention and Perceptual Distance

David Walker-Jones

University of Toronto

david.walker.jones@mail.utoronto.ca

Keywords: rational inattention, Shannon Entropy, perceptual distance.

JEL Classification : D83

September 4, 2019

Abstract

This paper uses an axiomatic foundation to create a new measure for the cost of learning that allows for multiple perceptual distances in a single choice environment so that some events can be harder to differentiate between than others. The new measure maintains the tractability of Shannon’s classic measure but produces richer choice predictions and identifies a new form of informational bias significant for welfare and counterfactual analysis. The model also provides a new foundation for non-compensatory behavior, connecting the literatures on rational inattention and heuristic style choice rules.¹

1 Introduction

In many choice environments it is costly for agents to obtain information about the options that they face. Understanding how agents learn in such environments is crucial because partially informed choices have serious implications for revealed preference analysis, which makes welfare and counterfactual analysis more difficult.

The standard technique for quantifying the cost of learning in models of rational inattention (RI) is Shannon Entropy (Sims, 2003). Shannon Entropy has an axiomatic foundation, is grounded in the optimal coding of information, and provides a tractable and flexible framework with which to study agent behavior (Shannon, 1948).

While Shannon Entropy has proven to be a valuable tool, it is not without limitations. It is natural to think that it should be more difficult to differentiate between outcomes that are more similar. Differentiating between two types of black tea, for instance, should be more difficult than differentiating between water and coffee. Shannon Entropy, however, does not allow for different outcomes to be more or less similar than each other. Without a mechanism to allow for what is referred to in the literature as ‘perceptual distance,’² the choice

¹Special thanks to Rahul Deb for all of the support. I would also like to thank Yoram Halevy, Marcin Peski, Carolyn Pitchik, and Colin Stewart, for their helpful advice.

²If two outcomes are more similar it is said that they have less perceptual distance between them.

behavior predicted by Shannon Entropy can differ from observed behavior, as is demonstrated by [Example 1](#) in [Section 2.1](#), which can limit the effectiveness of Shannon Entropy in empirical settings.

This paper proposes five axioms that focus on the cost of asking simple questions, questions that can be represented by partitions of the outcome space. These intuitive axioms are used to create a new measure for the cost of learning that we call Multisource Shannon Entropy (MSSE). MSSE features perceptual distance, maintains the desired tractability and flexibility of Shannon’s classic measure when incorporated into a model of RI, and predicts behavioral patterns that have been identified as problematic for Shannon Entropy.

MSSE also identifies a previously undiscovered informational bias in random utility (RU) models that should be considered a natural consequence of different perceptual distances in the same choice environment, as is demonstrated by [Example 2](#) in [Section 2.2](#). While other papers study measures of information that feature perceptual distance (e.g., [Hébert & Woodford, 2017](#)), this paper is the first to identify informational biases in RU models generated by the presence of different perceptual distances in the same choice environment. Unlike the informational bias identified with Shannon Entropy, this type of informational bias cannot be identified in the unconditional choice probabilities of the agent, and thus presents a new challenge for welfare and counterfactual analysis.

Even though it is based on intuitive axioms, MSSE also creates a new foundation for ‘non-compensatory’ behavior, whereby changing the characteristics of an option in a fashion that makes it more valuable to the agent, *ceteris paribus*, can result in a lower chance of the agent selecting it. This type of behavior can seem irrational, but is actually fairly pervasive, particularly in the marketing literature. Shannon Entropy does not predict non-compensatory behavior, and thus MSSE provides a new tool for studying a phenomena that is significant due to the challenges it creates for revealed preference analysis.

1.1 Literature Review

Shannon Entropy has been used in several contexts to demonstrate informational biases in RU models. [Matějka and McKay \(2015\)](#) use Shannon Entropy in a model of RI to demonstrate the potential for informational biases in multinomial logit, while [Steiner, Stewart, and Matějka \(2017\)](#) use Shannon Entropy in a model of RI to demonstrate the potential for a similar bias in dynamic logit. These results are significant for those who wish to fit RU models because, while observational data may coincide with the assumptions of a fitted RU model, informational biases can potentially invalidate counterfactual and welfare analysis, two common goals of such a fitting.

The Shannon RI model has also led to a number of predictive successes. [Acharya and Wee \(2019\)](#) show that using Shannon Entropy to model firms as rationally inattentive results in a better fitting of the labour market dynamics after the great depression. [Dasgupta and Mondria \(2018\)](#) show that using Shannon Entropy to model importers as rationally inattentive results in novel predictions that are supported by trade data. [Ambuehl, Ockenfels, and Stewart \(2019\)](#) experimentally verify predictions of Shannon Entropy in environments where agents are rationally inattentive to the consequences of participating in different transactions.

Perhaps as a response to the success Shannon Entropy has enjoyed, several recent papers have noted

that Shannon Entropy may be a poor measure of the cost of acquiring information in some environments (Caplin, Dean, & Leahy, 2017; Morris & Yang, 2016) because it lacks what is called “perceptual distance” (Caplin et al., 2017, p. 39). As was alluded to previously, these papers argue that (i) more similar outcomes (outcomes that have less perceptual distance between them) should be more difficult to differentiate between, and (ii) when this property is missing, predicted behavior can differ significantly from the type of behavior that it would seem natural to expect (Morris & Yang, 2016).

To better understand the relationship between the cost of learning and agent behavior, a number of papers have studied axiomatic models of rational inattention. Different papers, however, choose to focus their axioms on different aspects of the choice environment. Caplin et al. (2017), for instance, develop axioms that focus on the choice behavior of an agent after they expend effort to learn about the state of the world. In contrast, de Oliveira (2014) and de Oliveira, Denti, Mihm, and Ozbek (2017) develop axioms that focus on an agent’s preferences over choice menus before they expend effort to learn about the state of the world. Broadly, these papers aim to understand what implications rational agent behavior has for the form of information cost functions.

Closer in nature to the work done in this paper, Pomatto, Strack, and Tamuz (2019) develop axioms that focus directly on the costs of information. Axioms that focus on costs of information are interesting because intuitive properties for costs of information can lead to unintuitive agent behavior that is compelling given real-world observations (Gigerenzer & Todd, 1999), but is often mistaken for irrational. This type of behavior is missed when axioms that appear rational are imposed on behavior. The fact that the measure of uncertainty developed in this paper predicts non-compensatory behavior, as was mentioned, raises important questions for welfare and counterfactual analysis, making effective policy design more challenging.

Unlike the work of Pomatto et al. (2019), which features axioms that are concerned with probabilistic experiments that can result in different outcomes in the same state of the world, this paper’s axioms are concerned with deterministic experiments (questions) that always result in the same outcome in a given state of the world. Further, Pomatto et al. (2019) imposes a type of constant marginal cost of information that, interestingly enough, contradicts the form of constant marginal cost assumed in this paper. In their paper, it is assumed that the cost of performing two experiments is the sum of the costs of the individual experiments, which is part of what they mean by constant marginal cost. In this paper, the cost of answering two questions can be less than the sum of their individual costs because learning from one question can help make the other less costly, if for instance, the answer to one question rules out one of the potential events being differentiated between by the answer to the other question. The measure of uncertainty produced in this paper thus has diminishing marginal costs when ‘marginal cost’ is interpreted as in Pomatto et al. (2019), as is true with Shannon’s standard measure. The form of constant marginal cost in this paper, outlined in Axiom 1, allows for learning from one question to reduce the cost of answering future questions, and instead requires that the cost only depend on the agent’s beliefs when the question is answered, and not on the number of questions that have already been answered.

1.2 Organization of Paper

The remainder of the paper is organized as follows: [Section 2](#) introduces Shannon Entropy, discusses models of RI, and provides motivating examples. [Section 3](#) proposes five new axioms, and uses them to develop a more flexible cost of acquiring information, MSSE, which features perceptual distance. [Section 4](#) uses MSSE as a benchmark with which to price inattentive information strategies in a model of RI, and discusses the resultant agent behavior. [Section 5](#) discusses the RU model that is analogous to the agent behavior found in [Section 4](#), and revisits the motivating examples from [Section 2.1](#) and [Section 2.2](#). [Section 6](#) discusses the implications of RI with MSSE for the formation of consideration sets and non-compensatory behavior. [Section 7](#) discusses the shortfalls of MSSE, and how it could likely be rejected experimentally. [Section 8](#) concludes.

2 Rational Inattention and Shannon Entropy

Economic agents frequently face choice environments that feature uncertainty about payoffs. In such environments, agents must decide how much information to acquire before choosing between available options. Models of Rational Inattention (RI) study cost functions for information, and how the trade-off agents face between the quality of information and the cost of learning affects their choice behavior.

In the RI literature, learning by the agent is typically modelled as the choice of a signal structure. The agent chooses the probability of receiving different signals in different states of the world. Receiving a signal updates the agent's belief about the state of the world, giving them a more informed posterior belief. More informative signal structures are more costly for the agent, but allow them to make a more informed decision about which option to select.

Suppose that the uncertainty faced by the agent is described by the measurable space (Ω, \mathcal{F}) , where Ω is the finite set of possible **states of the world** (the outcome space), and \mathcal{F} is the set of **events** (the power set of Ω). The agent is assumed to have a **prior** distribution, $\mu : \mathcal{F} \rightarrow [0, 1]$, over the potential states of the world.

Suppose that an agent who has stopped learning must make a selection from a set of **options**, denoted $\mathcal{N} = \{1, \dots, N\}$. Each option, $n \in \mathcal{N}$, in each state of the world, $\omega \in \Omega$, has a **value** to the agent $\mathbf{v}_n(\omega)$.

The agent's problem is to maximize the expected value of the selected option less the cost of learning. They do this by choosing an **information strategy** $F(s, \omega) \in \Delta(\mathbb{R}^N \times \Omega)$, which is a joint distribution between s , the N dimensional observed **signal**, and the states of the world.³ The only restriction on the information strategy is that the marginal, $F(\omega) : \mathcal{F} \rightarrow \mathbb{R}_+$, must equal the prior μ . Alternatively, an agent can select a probability measure $F(s|\omega) : \mathbb{R}^N \rightarrow \mathbb{R}_+$ for each $\omega \in \Omega$, which, combined with μ , determine both $F(s, \omega)$ and the posterior $F(\omega|s)$. It is a property of the cost function for information derived in this paper, as is true with Shannon Entropy, that if $F(s, \omega)$ is optimal then the agent is done learning after a single signal s . After the signal is realized, the agent simply picks the action with the highest expected value:

$$a(s) = \arg \max_{n \in \mathcal{N}} \mathbb{E}_{F(\omega|s)}[\mathbf{v}_n(\omega)].$$

³The decision to allow s to be N dimensional is rather arbitrary. This is a much richer signal space than is required in practice. We show later that s only need be one dimensional in our setting.

Ignoring the cost of learning momentarily, the value to the agent of receiving a signal s , which induces posterior $F(\omega|s)$, is then:

$$V(s) = \max_{n \in \mathcal{N}} \mathbb{E}_{F(\omega|s)}[\mathbf{v}_n(\omega)].$$

Let the expected cost of a particular information strategy, given the agent’s prior, be denoted $\mathbf{C}(F(s, \omega), \mu)$. We describe the form of this cost function in [Section 4](#). The agent’s problem can thus be written:

$$\max_{F \in \Delta(\mathbb{R}^N \times \Omega)} \sum_{\omega \in \Omega} \int_s V(s) F(ds|\omega) \mu(\omega) - \mathbf{C}(F(s, \omega), \mu),$$

$$\text{such that } \forall \omega \in \Omega : \int_s F(ds, \omega) = \mu(\omega).$$

The choice behavior the agent exhibits depends on the cost function for information. Shannon Entropy is a measure of uncertainty with an axiomatic foundation that can be used to assign costs to information. If we are given a partition of the possible states of the world $\mathcal{P} = \{A_1, \dots, A_m\}$, and probability measure μ over these events, the uncertainty about which event has occurred, as measured by **Shannon Entropy**, is defined:⁴

$$\mathcal{H}(\mathcal{P}, \mu) = - \sum_{i=1}^m \mu(A_i) \log(\mu(A_i)). \quad (1)$$

The convention used here is to set $0 \log(0) = 0$.

If an agent has prior μ about the state of the world, and their beliefs are updated to the posterior $\mu(\cdot|s)$ after they receive a signal s , then there is a change in the uncertainty as measured by Shannon Entropy. When Shannon Entropy is used in models of RI, the cost of an information strategy $F(s, \omega)$ is measured as the expected reduction in Shannon Entropy:

$$\mathbb{E} \left[\mathcal{H}(\mathcal{P}, \mu) - \mathcal{H}(\mathcal{P}, \mu(\cdot|s)) \right],$$

where $\mathcal{P} = \{\{\omega_1\}, \{\omega_2\}, \dots, \{\omega_n\}\}$. Bayes rule, and the nature of Shannon Entropy, guarantee that every potential information strategy of the agent has a weakly positive cost.

2.1 Example 1: Perceptual Distance and Problems with Predictions

[Caplin et al. \(2017, p. 19\)](#) show that Shannon Entropy results in choice behavior that satisfies “invariance under compression.” That is, when Shannon Entropy is used to measure information, if there are two states of the world, ω_1 and ω_2 , across which payoffs are identical for each option ($\mathbf{v}_n(\omega_1) = \mathbf{v}_n(\omega_2) \forall n$), then the chance of each option being selected is the same in ω_1 and ω_2 . The invariance under compression that is predicted by Shannon Entropy is, unfortunately, not found in many settings, as is shown by the work of [Dean and Neligh \(2018\)](#). The intuition for why invariance under compression may not be present in every choice environment is demonstrated by the following example.

Consider an environment where an agent is faced with a screen that shows 100 balls, each of which is either

⁴This measure is only unique up to a positive multiplier.

Table 1: Example 1				
State:	ω_1	ω_2	ω_3	ω_4
Balls in State:	60 Blue & 40 Red	51 Blue & 49 Red	49 Blue & 51 Red	40 Blue & 60 Red
Probability of State:	1/4	1/4	1/4	1/4
Value of selecting option 1:	y	y	$-y$	$-y$
Value of selecting option 2:	0	0	0	0

red or blue. The agent is offered a prize that they may either accept (option 1), or reject to get a payoff of zero (option 2). The agent is told that if the majority of the balls on the screen are blue then the prize is $y \in \mathbb{R}_{++}$, and if the majority of the balls on the screen are red then the prize is $-y$. Suppose further that the agent is also told that there is a 1/4 chance of four different states of the world in which there are either 40, 49, 51, or 60 red balls, as is described in [Table 1](#).

A model of RI that employs Shannon Entropy, and results in invariance under compression, predicts that the agent has the same chance of selecting option 1 when there are 40 red balls as when there are 49 red balls, and that the agent has the same chance of selecting option 1 when there are 60 red balls as when there are 51 red balls. This predicted behavior is not intuitive because it should be easier for the agent to differentiate between the states that are more different (40 versus 60 red balls) than the states that are more similar (49 versus 51 red balls). One should instead expect that the chance that option 1 is selected is decreasing in the number of red balls, as is demonstrated by the experiments of [Dean and Neligh \(2018\)](#), because it should be easier to determine which color of ball constitutes the majority the more of that color ball there are.

Why does Shannon Entropy impose this type of behavior? In short, Shannon Entropy results in invariance under compression because of Shannon’s third axiom ([Shannon, 1948](#)), which can be found in [Appendix 4](#). In the context of [Example 1](#), let $\mathcal{P} = \{\{\omega_1\}, \{\omega_2\}, \{\omega_3\}, \{\omega_4\}\}$, and $\tilde{\mathcal{P}} = \{\{\omega_1 \cup \omega_2\}, \{\omega_3 \cup \omega_4\}\}$, be two partitions of the outcome space. Shannon’s third axiom requires that total uncertainty about the state of the world, which is the uncertainty about which event in \mathcal{P} has occurred, be equal to the uncertainty about which event in $\tilde{\mathcal{P}}$ has occurred, plus the expected amount of uncertainty that remains about which event in \mathcal{P} has occurred after we have learned which event in $\tilde{\mathcal{P}}$ has occurred. This equality means that the reduction in uncertainty caused by a signal is equal to the reduction in uncertainty about which event in $\tilde{\mathcal{P}}$ has occurred, plus the expected reduction in uncertainty about which event in \mathcal{P} has occurred given which event in $\tilde{\mathcal{P}}$ has occurred.

The agent is only concerned with which event in $\tilde{\mathcal{P}}$ has occurred, as this fully determines payoffs. Given which event in $\tilde{\mathcal{P}}$ has occurred, the agent does not care which event in \mathcal{P} has occurred. If agent behavior is different in ω_1 compared to ω_2 , or ω_3 compared to ω_4 , so that their behavior does not satisfy invariance under compression, then the agent is, to an extent, differentiating between these states, and paying for information that does not benefit them, and their information strategy is thus not optimal.

While other information cost functions do not require that choice behavior satisfies invariance under compression ([Caplin et al., 2017](#); [Morris & Yang, 2016](#)), they lack the tractability and flexibility of Shannon Entropy,⁵ which limits the potential for their application. This has led to the following open question: “what workable alternative models allow for the complex behavioral patterns identified in practice?” ([Caplin et al., 2017](#), p. 2), a

⁵Shannon Entropy has a number of mathematical properties that make it easy to use for predicting behavior in a wide range of environments.

Table 2: Example 2				
State:	ω_1	ω_2	ω_3	ω_4
Probability of State:	1/4	1/4	1/4	1/4
Value of selecting option 1:	H	H	L	L
Value of selecting option 2:	H	L	H	L

question that this paper attempts to answer.

2.2 Example 2: Perceptual Distance and Biases in Fitting

If different perceptual distances are present in the same choice environment a RU model may be susceptible to a form of informational bias that has not previously been identified, as demonstrated by the following example. This is significant for those who wish to conduct welfare or counterfactual analysis because there are many economically significant examples where, for instance, one option is easier to learn about, as in [Example 2](#).

Consider a choice environment where an agent has two options: option 1 and option 2, which can each be of high value H , or low value $L < H$, as is described in [Table 2](#). Assume, contrary to what is possible with Shannon Entropy, that learning the value of option 1 is less costly than learning the value of option 2.⁶ For example, perhaps the agent is interested in investing in one of two businesses that are *a priori* identical except for the fact that one is local and easier to learn about, while the other is foreign and harder to learn about. It is not difficult to come up with other similar examples.

Because payoffs are symmetric, any knowledge about the value of option 1 has the same value to the agent as the same knowledge about option 2. Further, the cost of said information about option 1 is lower. As such, while the marginal benefit of information about option 1 or option 2 is the same, the marginal cost of information about option 1 is lower. We should thus expect research of a rational agent to be more attentive to option 1. If the agent was deciding between investing in two businesses that are *a priori* identical, except one is local and easier to learn about, while the other is foreign and harder to learn about, then we should expect the agent to be more attentive to the local business.

If both option 1 and option 2 have realized their high value H , we should expect that the agent is more likely to select option 1. Our intuition is that the agent should be more attentive to option 1, and thus should be more cognisant of option 1's high value, and more likely to select it. Similarly, if option 1 and option 2 have both realized their low value L , then we should expect that the agent is more likely to select option 2.⁷

Because of this, if an econometrician, who does not know that the two options have the same value distribution, tried to deduce the two values of option 1, H_1 and L_1 , and the two values of option 2, H_2 and L_2 , using a multinomial logit regression, they would decide that H_1 is more than the true value H , and that L_1 is less than the true value L (as is shown rigorously in [Section 5](#)). Fitting thus falls prey to an informational bias, undermining the value of any counterfactual or welfare analysis.

⁶With Shannon Entropy it is not possible for the cost of learning the value of option 1 to differ from the cost of learning the value of option 2. Each option realizes each of its two values with equal probabilities, and with Shannon Entropy it is not possible to have different perceptual distances in the same choice environment.

⁷Our intuition is that the agent should be more attentive to option 1, and thus should be more cognisant of option 1's low value, and less likely to select it.

This type of bias has not previously been identified in the literature on RI. Let $\Pr(n|\omega)$ denote the probability that the agent selects option n in state ω . Let $\Pr(n) = \sum_{\omega} \Pr(n|\omega)\mu(\omega)$ denote the unconditional probability that option n is selected. Matějka and McKay (2015) show that fitting of multinomial logit results in the value of an option n in all states ω to be biased by $\log(\Pr(n) \cdot N)$, where N is the number of available options. The bias found by Matějka and McKay (2015) can be identified by examining the unconditional choice probabilities of the agent because the driving mechanism is that the cost of learning causes the agent to be biased towards options that they have a higher chance of selecting *a priori*. The bias previously found by Matějka and McKay (2015) is fundamentally different than the bias demonstrated in this example because their bias does not allow for an option to be over valued in some states and under valued in others, which is in contrast with our setting where option 1 is over valued when it is of high value, and is undervalued when it is of low value.

An econometrician who observes equal unconditional choice probabilities in this environment, as is predicted in this setting by the model developed in this paper, might be tempted conclude, based on the previous literature, that their analysis is not susceptible to informational biases since each option has the same chance of being selected *a priori*, so the bias of option n is $\log(\Pr(n) \cdot N) = \log(\frac{1}{2} \cdot 2) = 0 \forall n$, and thus any counterfactual or welfare analysis that they conduct is valid. This conclusion may not be correct given the results in this paper.

Further, RU models and RI models with Shannon Entropy can both be rejected for RI with MSSE in this environment if we are able to alter the correlation between the values of the two options. If a RU model describes the agent, then changing the correlation between the values of the two options would not change the choice behavior of the agent. If the behavior of the agent is instead described by MSSE, then changing the correlation between the values of the two options would change the choice behavior of the agent in individual states. This effect is because the total information that can be acquired from learning the value of option 1 (the option that is easier to learn about) changes with the correlation of the options' values. Further, if the above MSSE specification is correct, the unconditional choice probabilities of the agent would remain constant when correlation is changed due to the symmetry of the environment, as long as the agent is doing some learning.⁸ Finally, if the behavior of the agent is instead described by Shannon Entropy, then the choice behavior in the individual states could only change if the unconditional choice probabilities changed, which is not the case with MSSE. With MSSE, since choice probabilities in a state can be impacted by choice probabilities that are conditioned on some larger subset of states, not only payoffs and unconditional choice probabilities, choice probabilities in a state can change even when payoffs and unconditional choice probabilities do not.

3 Multisource Shannon Entropy (MSSE)

In this section we use axioms to develop this paper's measure of uncertainty. The goal of our axioms are to measure the total amount of uncertainty, which is the expected cost to the agent of perfectly observing the state of the world. The measure of total uncertainty that we develop can then be used to study a rationally inattentive agent because the cost of a noisy information strategy can be taken to be the expected reduction in

⁸The agent is doing some learning if their choice probabilities differ at all in states of the world that are realized with positive probability.

total uncertainty, as is frequently done with Shannon Entropy. Thus, while this paper is interested in studying an inattentive agent that only partially learns about the state of the world, this section discusses an attentive agent that perfectly observes the state of the world.

3.1 Formal Setting

As was mentioned in [Section 2](#), we are interested in an agent who is researching the measurable space (Ω, \mathcal{F}) . Ω is the finite set of possible states of the world. \mathcal{F} is the set of events.

One natural way to think about an agent learning is through a series of questions that have answers that are uniquely determined by the state of the world. These are questions that you can answer if you know the state of the world. How do we model such questions? A **partition** \mathcal{P} of Ω is a set of multiple disjoint events in \mathcal{F} whose union is Ω . A question with multiple potential answers is thus equivalent to a partition whenever the answer to the question is deterministically determined by the state of the world. This equivalence occurs since there are finite possible states of the world, so every such question must have a finite number of answers, and we can simply group states of the world based on the answer to the question they produce. Because we are concerned with questions that have answers that are deterministically determined by the state of the world, the words ‘question’ and ‘partition’ can be used interchangeably.

The simplest kind of question in this setting is a yes or no question. A yes or no question is equivalent to a **binary partition** \mathcal{P}^b of Ω , which we define as a set of two events, $\mathcal{P}^b = \{A_1, A_2\}$, such that $A_1 \cup A_2 = \Omega$, and $A_1 \cap A_2 = \emptyset$. The two phrases ‘binary partition’ and ‘yes or no question’ can thus be used interchangeably.

If $\omega \in \Omega$ is the state of the world, let the **realized event** of the partition $\mathcal{P} = \{A_1, \dots, A_m\}$ be denoted by $\mathcal{P}(\omega)$, that is $\mathcal{P}(\omega) = A_i \in \{A_1, \dots, A_m\}$ iff $\omega \in A_i$. Given a probability measure $\mu : \mathcal{F} \rightarrow \mathbb{R}_+$, and some partition \mathcal{P} , let $C(\mathcal{P}, \mu)$ denote the cost of learning the realized event $\mathcal{P}(\omega)$ of \mathcal{P} . $C(\mathcal{P}, \mu)$, the cost of answering ‘What is the realized event of \mathcal{P} ?’, given the agent’s prior belief, is the basic building block of this paper.

A **learning strategy**, $S = (\mathcal{P}_1, \dots, \mathcal{P}_n)$, is a list of partitions whose realized events are successively observed by the agent such that if $\mathcal{P}_i, \mathcal{P}_j \in S$, and $i \neq j$, then $\mathcal{P}_i \neq \mathcal{P}_j$. A ‘learning strategy’ is thus ‘a series of questions’, and the two phrases can be used interchangeably. If a learning strategy consists of only binary partitions, we call it a **binary learning strategy**, and denote it $S^b = (\mathcal{P}_1^b, \dots, \mathcal{P}_n^b)$. The order of the questions in a learning strategy is important, and changing the order results in a different learning strategy. If, for instance, some questions are more costly for the agent to answer, and help to identify states that are seldom observed, then it may seem efficient for a learning strategy to leave these questions towards the end, and inefficient for a learning strategy to begin with them. The order of the events in a partition, in contrast, is not important, and switching the order in which the events in a partition are listed does not result in a different partition.

If $\mathcal{P} = \{A_1, \dots, A_m\}$ is a partition, let $\sigma(\mathcal{P})$ denote the **σ -algebra generated by \mathcal{P}** , which is the smallest σ -algebra that contains all the events A_1, \dots, A_m in \mathcal{P} (which is also the power set of the events in \mathcal{P} , since \mathcal{P} is a partition). In general, if B is any collection of partitions, let $\sigma(B)$ denote the **σ -algebra generated by B** , which is the smallest σ -algebra containing all the events in each of the partitions in B . Since a learning strategy $S = (\mathcal{P}_1, \dots, \mathcal{P}_n)$ is a collection of partitions, we thus use $\sigma(S)$ to denote the σ -algebra generated by S .

Sometimes a single question can be as informative as several questions. We say a learning strategy S is **equivalent** to a partition \mathcal{P} if $\sigma(S) = \sigma(\mathcal{P})$, and we say that a series of questions is equivalent to a particular question if the learning strategy that represents the series of questions is equivalent to the partition that represents the particular question. What $\sigma(S) = \sigma(\mathcal{P})$ means intuitively is that, for any prior probability measure $\mu : \mathcal{F} \rightarrow \mathbb{R}_+$, observing the answers to the series of questions in S always leads to the same posterior as observing the answer to the question ‘what is the realized event of the partition \mathcal{P} ?’. We can thus read $\sigma(S) = \sigma(\mathcal{P})$ as saying that, for all priors, S and \mathcal{P} provide the same amount of information to the agent.

3.2 Axioms

What form should a cost function for information take? This difficult question does not have an obvious answer, so this paper takes an axiomatic approach. The axioms make explicit the structure that is imposed on our cost function. Each axiom can be separately evaluated in different contexts, either empirically or through introspection, to determine how appropriate it is.

Again, while the learning of an agent is frequently inattentive, and this paper wishes to study environments where the agent only partially learns about the state of the world, this section discusses an attentive agent that perfectly observes the state of the world. We focus our axioms on attentive learning as we find this to be a more intuitive exercise than imposing axioms directly on inattentive behavior. When an agent learns in an inattentive fashion, and only acquires some of the available information, they reduce the amount that remains to be learned, and thus reduce the subsequent cost of learning the state of the world. The cost of the inattentive learning done by the agent can then be measured as the reduction in the cost of attentively learning, as subsequent sections discuss, as long as we can establish a cost of attentively learning the state of the world.⁹ Our axioms are thus concerned with the cost of questions, and series of questions, whose answers are deterministically determined by the state of the world.

We now state the five axioms required to achieve this paper’s measure of uncertainty, the cost of learning the state of the world:

Axiom 1: $C(S, \mu)$, the expected cost of a learning strategy $S = (\mathcal{P}_1, \dots, \mathcal{P}_n)$, given a probability measure μ , is:

$$C(S, \mu) = C(\mathcal{P}_1, \mu) + \mathbb{E} \left[C(\mathcal{P}_2, \mu(\cdot | \mathcal{P}_1(\omega))) + \dots + C(\mathcal{P}_n, \mu(\cdot | \cap_{i=1}^{n-1} \mathcal{P}_i(\omega))) \right].$$

Axiom 1 asserts that the cost of a learning strategy S is simply the sum of the costs of learning the realizations of each of the partitions in S , given the agent’s belief before observing each realization. **Axiom 1** is a form of constant marginal cost because over the course of learning the agent does not fatigue, nor do they gain experience with research and become better at learning.

⁹When we discuss an agent that attentively learns the state of the world, we refer to an agent that perfectly observes the state of the world.

Axiom 2: Given a partition \mathcal{P} , for all probability measures μ :

$$C(\mathcal{P}, \mu) \geq \min_{S^b} C(S^b, \mu),$$

such that: S^b is equivalent to \mathcal{P} .

Axiom 2 asserts that the agent can always learn about their environment in an efficient fashion using simple yes or no questions. This claim is supported by research in the psychology and psychophysics literatures. Eye tracking analysis shows that when agents are faced with multiple options they successively compare pairs of the options along a single attribute dimension (Noguchi & Stewart, 2014, 2018). This suggests that, in practice, agents are breaking their learning into a number of smaller queries. Further, in the psychology literature these pairwise comparisons are frequently modelled as ordinal in nature (Noguchi & Stewart, 2018), equivalent to questions with binary outcomes, e.g. ‘Is option a better than option b in dimension x ?’, instead of more complicated questions, e.g. ‘How much better is option a than option b in dimension x ?’. This assumption is made because findings in the field of psychophysics suggest that agents are good at discriminating stimuli, but are not good at determining the magnitude of the same stimuli (Stewart, Chater, & Brown, 2006). This research thus supports this paper’s decision to model agents as learning through a series of yes or no questions.

Before we introduce the rest of our axioms, we pause to discuss learning strategy invariance, a concept that helps us to make it explicit what we are assuming with the rest of our axioms. In general, a particular question \mathcal{P} , and an equivalent series of questions S , may produce different expected costs depending on what questions are selected, and how they are ordered, in S . A given question \mathcal{P} , however, may have the peculiar property that, given any prior, all series of questions that are equivalent to it have the same expected cost. If a question has this strong property, we say it is learning strategy invariant. Formally, we say a partition \mathcal{P} is **learning strategy invariant**, if for each probability measure μ , the expected cost $C(S, \mu)$ is the same for every learning strategy S that is equivalent to \mathcal{P} .

In many environments there are questions that are not learning strategy invariant. Consider the environment described in [Example 2](#) in [Section 2.2](#). In this context, let $A_1 = \{\omega_1, \omega_2\}$, $A_2 = \{\omega_1, \omega_3\}$, $\mathcal{P}_1^b = \{A_1, A_1^c\}$, and $\mathcal{P}_2^b = \{A_2, A_2^c\}$. Notice that observing the realized event of \mathcal{P}_1^b is equivalent to learning the value of option 1, and observing the realized event of \mathcal{P}_2^b is equivalent to learning the value of option 2. Now, let $\mathcal{P}_3 = \{\{\omega_1\}, \{\omega_2\}, \{\omega_3\}, \{\omega_4\}\}$ denote our partition of the outcome space. Notice that the learning strategy $S^b = (\mathcal{P}_1^b, \mathcal{P}_2^b)$ is equivalent to \mathcal{P}_3 , because if we answer ‘What is the value of option 1?’, and then answer ‘What is the value of option 2?’, we have observed the state of the world.

Based on our discussion in [Section 2.2](#), however, we should expect that \mathcal{P}_3 may not be learning strategy invariant. Consider $\tilde{S}^b = (\mathcal{P}_2^b, \mathcal{P}_1^b)$, which is also equivalent to \mathcal{P}_3 . If the value of option 1 and option 2 were perfectly correlated, then observing the value of one of them would tell you the value of the other. The cost of S^b is then be the cost of observing the value of option 1, which we assumed to be less than the cost of observing the value of option 2, which is be the cost of \tilde{S}^b . A set of partitions that are certainly learning strategy invariant, in contrast, is the set of binary partitions:

Lemma 1. If \mathcal{P}^b is a binary partition, then \mathcal{P}^b is learning strategy invariant.

Proofs for [Section 3](#) can be found in [Appendix 1](#).

Our three remaining axioms are concerned with the costs of questions that are learning strategy invariant. These axioms are rather weak in nature, only imposing structure onto the costs of a particular kind of question.

Axiom 3: Suppose \mathcal{P} is a learning strategy invariant partition. Suppose μ is a probability measure such that n events $\{A_i\}_{i=1}^n \subset \mathcal{P}$ are given probability $1/n$. Suppose $\tilde{\mu}$ is a different probability measure such that $n + 1$ events $\{B_j\}_{j=1}^{n+1} \subseteq \mathcal{P}$ are given probability $1/(n + 1)$. The expected cost of observing the realized event of \mathcal{P} is lower when the probability measure is μ than when the probability measure is $\tilde{\mu}$: $C(\mathcal{P}, \mu) < C(\mathcal{P}, \tilde{\mu})$.

[Axiom 3](#) makes intuitive sense because there are more events that are realized with positive probability under $\tilde{\mu}$ than there are under μ , and each of these events is less likely to occur. [Axiom 3](#) essentially states that differentiating between more events that are less likely should be more expensive than differentiating between fewer events that are more likely. Since \mathcal{P} is learning strategy invariant, for each prior, all series of questions that are equivalent to \mathcal{P} have the same expected cost. We can thus envision the agent as always learning about the realized event of \mathcal{P} through the same series of yes or no questions which begin with: ‘Question 1: is the realized event A_1 ?’, ‘Question 2: is the realized event A_2 ?’, ..., ‘Question $n - 1$: is the realized event A_{n-1} ?’, for the first $n - 1$ events given positive probability under μ . At each question there is a lower chance under $\tilde{\mu}$ compared to μ that the current question reveals the realized event of \mathcal{P} , and the agent can stop asking questions. Under $\tilde{\mu}$, there is also a chance that the first $n - 1$ questions are not sufficient for learning the realized event of \mathcal{P} , and additional questions are needed to observe the realized event, which is not the case under μ . The expected cost of learning the realized event of \mathcal{P} under μ should thus be lower than the expected cost under $\tilde{\mu}$.

We make this assertion only when \mathcal{P} is learning strategy invariant. To see why, suppose that the only event with a positive probability of occurring under $\tilde{\mu}$ that is not given a positive probability of occurring under μ is A_{n+1} . If the expected cost of answering ‘is the event A_{n+1} ?’ is trivially small ϵ under $\tilde{\mu}$, so that it is always beneficial to ask this question first, then the expected cost of learning the realized event may be lower under $\tilde{\mu}$ compared to under μ . If the agent starts with ‘Question 0: is the event A_{n+1} ?’, and then continues with the questions 1 through $n - 1$ as described above, then under $\tilde{\mu}$ the expected cost of learning the realized event in \mathcal{P} is $C(\mathcal{P}, \tilde{\mu}) = \epsilon + \frac{n}{n+1}C(\mathcal{P}, \mu)$, since there is a $\frac{1}{n+1}$ chance that question 0 reveals the realized event, and a $\frac{n}{n+1}$ chance question 0 does not reveal the realized event, leaving the agent with a posterior equal to μ , and facing the original series of questions that are asked under μ . $C(\mathcal{P}, \tilde{\mu})$ is less than $C(\mathcal{P}, \mu)$ for small ϵ as long as $C(\mathcal{P}, \mu) > 0$.

Axiom 4: Suppose there are two probability measures μ and $\tilde{\mu}$ that assign positive probability to the same events in the learning strategy invariant partition \mathcal{P} . If we let μ_α be defined for $\alpha \in [0, 1]$ so that $\mu_\alpha(\omega) = \alpha\mu(\omega) + (1 - \alpha)\tilde{\mu}(\omega)$ for all $\omega \in \Omega$, $C(\mathcal{P}, \mu_\alpha)$ changes continuously in α .

[Axiom 4](#) asserts that if the events that are given a positive probability of occurring in a learning strategy invariant partition \mathcal{P} do not change, then the cost of learning which event in \mathcal{P} has occurred, $C(\mathcal{P}, \mu)$, should

change continuously with respect to μ . This property for C is intuitive since small changes in the chances of events occurring should not result in a large change in the cost of a question that differentiates between said events if which events are possible does not change.

Axiom 5: There is a function c such that for any learning strategy invariant partition $\mathcal{P} = \{A_1, \dots, A_m\}$, there is a constant, $\lambda(\mathcal{P}) > 0$, such that: $C(\mathcal{P}, \mu) = \lambda(\mathcal{P})c(\mu(A_1), \dots, \mu(A_m))$ for all probability measures $\mu : \mathcal{F} \rightarrow \mathbb{R}_+$.

[Axiom 5](#) asserts that if \mathcal{P} is learning strategy invariant, then two things should be true about $C(\mathcal{P}, \mu)$. First, $C(\mathcal{P}, \mu)$ should be measurable with respect to $\sigma(\mathcal{P})$. We are thus asserting that the expected cost of asking the question represented by \mathcal{P} should be fully determined by the chance that each of its answers occurs. Second, if $\tilde{\mathcal{P}}$ is another learning strategy invariant partition, then the functions $C(\mathcal{P}, \mu)$ and $C(\tilde{\mathcal{P}}, \mu)$ should differ only by a multiplicative constant. We want to allow for learning strategy invariant questions to differ from each other with regard to how difficult they are to answer, but we do not wish for them to differ in a more fundamental way.

3.3 Minimal Cost of Learning

Learning the realized event of a partition can be done through different learning strategies, but what we seek is the minimal expected cost of doing so. Given some partition \mathcal{P} of Ω , and probability measure μ , define:

$$C^*(\mathcal{P}, \mu) = \min_S C(S, \mu),$$

such that: S is equivalent to \mathcal{P} .

$C^*(\mathcal{P}, \mu)$ tells us the minimal expected cost of a learning strategy that is equivalent to \mathcal{P} , the minimal expected cost of a learning strategy that always results in the same posterior as asking ‘What is the realized event of the partition \mathcal{P} ?’, given a prior μ . Since Ω is a partition of itself, as a slight abuse of notation, we write $C^*(\Omega, \mu)$ to denote the minimal expected cost of observing the state of the world given the agent’s prior μ .

Lemma 2. If partition \mathcal{P} is learning strategy invariant, and C satisfies our five axioms, then there exists a multiplier $\lambda(\mathcal{P}) \in \mathbb{R}_{++}$ such that for all probability measures μ :

$$C^*(\mathcal{P}, \mu) = \lambda(\mathcal{P})\mathcal{H}(\mathcal{P}, \mu),$$

where \mathcal{H} is defined as in equation (1).

While [Shannon \(1948\)](#) imposes learning strategy invariance onto all partitions of the possible states of the world, we instead allow for some partitions to be learning strategy invariant, and for some to not be. When learning is focused on a particular learning strategy invariant partition, learning costs are analogous to Shannon’s (1948) original work, as is demonstrated by [Lemma 2](#).

[Lemma 1](#) and [Lemma 2](#) together tell us that for each binary partition \mathcal{P}^b , there is an **associated multiplier**, $\lambda(\mathcal{P}^b) \in \mathbb{R}_{++}$, such that for all probability measures μ : $C^*(\mathcal{P}^b, \mu) = \lambda(\mathcal{P}^b)\mathcal{H}(\mathcal{P}^b, \mu)$. Since there are a

finite number of binary partitions of Ω , we can order the binary partitions by their associated multipliers. Let λ_1 denote the multiplier associated with all binary partitions, denoted $\{\mathcal{P}_i^{b,\lambda_1}\}_{i=1}^{n_1}$, with the lowest multiplier.

If the agent can always learn the state of the world by asking questions with multiplier λ_1 , then $\sigma(\{\mathcal{P}_i^{b,\lambda_1}\}_{i=1}^{n_1}) = \mathcal{F}$, and we let $M=1$.¹⁰ If not, let λ_2 denote the multiplier associated with all binary partitions, denoted $\{\mathcal{P}_i^{b,\lambda_2}\}_{i=1}^{n_2}$, with the second lowest multiplier.

If the agent can always learn the state of the world by asking questions with multipliers λ_1 or λ_2 , then $\sigma(\{\mathcal{P}_i^{b,\lambda_1}\}_{i=1}^{n_1}, \{\mathcal{P}_i^{b,\lambda_2}\}_{i=1}^{n_2}) = \mathcal{F}$, and we let $M = 2$. If not, let λ_3 denote the multiplier associated with all binary partitions, denoted $\{\mathcal{P}_i^{b,\lambda_3}\}_{i=1}^{n_3}$, with the third lowest multiplier.

Continue in this fashion until we let λ_M denote the multiplier associated with all binary partitions, denoted $\{\mathcal{P}_i^{b,\lambda_M}\}_{i=1}^{n_M}$, with the lowest multiplier such that the state of the world is always revealed when all questions with equal or lower associated multipliers are asked, that is, the lowest M such that: $\sigma(\{\mathcal{P}_i^{b,\lambda_1}\}_{i=1}^{n_1}, \dots, \{\mathcal{P}_i^{b,\lambda_M}\}_{i=1}^{n_M}) = \mathcal{F}$.

To help make our notation more compact, we can use a group of partitions to **generate** a finer partition: if $(\mathcal{P}_1, \dots, \mathcal{P}_m)$ is a group of partitions, let $\times\{\mathcal{P}_i\}_{i=1}^m$ denote the partition such that $\sigma(\times\{\mathcal{P}_i\}_{i=1}^m) = \sigma(\mathcal{P}_1, \dots, \mathcal{P}_m)$. Then, for $j \in \{1, \dots, M\}$,¹¹ let $\mathcal{P}_{\lambda_j} = \times\{\mathcal{P}_i^{b,\lambda_j}\}_{i=1}^{n_j}$.

MSSE incorporates different perceptual distances because it allows for different events to be different distances from each other. Events in \mathcal{P}_{λ_1} , for instance, have greater perceptual distances between them than events in \mathcal{P}_{λ_M} (assuming $M > 1$).

To establish our measure of uncertainty we want to describe the cost according to C^* of observing which state of the world has been realized. Again, since Ω is a partition of itself, we can, as a minor abuse of notation, write this cost as $C^*(\Omega, \mu)$: the minimal cost given μ of a learning strategy S such that $\sigma(S) = \sigma(\Omega) = \mathcal{F}$.

Theorem 1. If C satisfies all five axioms, then there exist partitions $\mathcal{P}_{\lambda_1}, \dots, \mathcal{P}_{\lambda_M}$ as defined above, and constants $\lambda_1 < \dots < \lambda_M$, such that for any probability measure μ on \mathcal{F} :

$$C^*(\Omega, \mu) = \lambda_1 \mathcal{H}(\mathcal{P}_{\lambda_1}, \mu) + \mathbb{E} \left[\lambda_2 \mathcal{H}(\mathcal{P}_{\lambda_2}, \mu(\cdot | \mathcal{P}_{\lambda_1}(\omega))) + \dots + \lambda_M \mathcal{H}(\mathcal{P}_{\lambda_M}, \mu(\cdot | \cap_{i=1}^{M-1} \mathcal{P}_{\lambda_i}(\omega))) \right],$$

where \mathcal{H} is defined as in equation (1).

In plain language, [Theorem 1](#) says that if the cost of learning satisfies all five axioms, then the cheapest way (in expectation) to learn the state of the world always involves first asking all the yes or no questions with the lowest associated multiplier (in any order), then asking all the yes or no questions with the second lowest multiplier, and continuing in this fashion until the state of the world has been realized.

[Theorem 1](#) generates the more flexible measure of uncertainty that we desired for studying inattentive behavior. If the agent starts with a prior μ , and does optimal learning that reaches a posterior $\tilde{\mu}$, then we let the cost of this inattentive research be the reduction in the cost of learning the state of the world: $C^*(\Omega, \mu) - C^*(\Omega, \tilde{\mu})$, as is discussed in the next section.

¹⁰If $M=1$, then MSSE collapses to standard Shannon Entropy.

¹¹ M is defined in the proceeding paragraphs.

In terms of Shannon’s original context, this paper’s model can be thought of as describing learning of information from M sources, where source i , for $i \in \{1, 2, \dots, M\}$, is capable of providing information about $\mathcal{P}_{\lambda_i}(\omega)$. Shannon’s original axioms, in contrast, impose that all partitions \mathcal{P} are learning strategy invariant, which is analogous to all binary partitions having the lowest multiplier, and there only being one information source relevant for learning.

The axiomatic derivation of the cost benchmark in this paper requires a discrete outcome space for the state of the world, as is the case with Shannon Entropy. If a continuous outcome space is desired for the state of the world, however, a measure of uncertainty for a continuous outcome space can be defined in an analogous manner to the measure of uncertainty defined in [Theorem 1](#) for a discrete outcome space, which is similar to what is done by [Shannon \(1948\)](#) to apply Shannon Entropy in a continuous setting.

4 Inattentive Learning with MSSE

The following section introduces and solves a model of RI that uses MSSE to measure the cost of acquiring information. We establish that our new more flexible measure of uncertainty can still be incorporated tractably into a model of RI, which is not an obvious result. Apart from the use of MSSE instead of Shannon Entropy for the measurement of uncertainty, this section follows the work of [Matějka and McKay \(2015\)](#) closely so as to aid comparison between the two models.

Given our result in [Theorem 1](#), we take the expected cost of a particular information strategy to be defined as:

$$\mathbf{C}(F(s, \omega), \mu) = \mathbb{E}[C^*(\Omega, \mu) - C^*(\Omega, \mu(\cdot|s))].$$

A noisy information strategy reduces the total amount of uncertainty, and we thus measure the cost of the information strategy as the expected reduction in total uncertainty.

The cost function defined above lies in the class of uniformly posterior-separable cost functions described by [Caplin et al. \(2017\)](#). The behavior generated in static settings by posterior-separable cost functions has been shown to be equivalent to the behavior generated by sequential information sampling in some dynamic contexts ([Hébert & Woodford, 2017](#); [Morris & Strack, 2019](#)). In particular, [Hébert and Woodford \(2017\)](#) show that a class of static cost functions, which they call ‘neighborhood-based’ cost functions, can be micro-founded in this way. The cost functions explored in this paper that measure the reduction in MSSE are a strict subset of the ‘neighborhood-based’ cost functions described in their paper, and thus the cost functions in this paper are micro-founded in two ways, directly through the axioms in this paper, and indirectly through the dynamic analysis conducted by [Hébert and Woodford \(2017\)](#).

4.1 Rationally Inattentive Agent’s Problem

As was discussed in [Section 2](#), the agent’s problem is to maximize the expected value of the option they select less the cost of learning by choosing an optimal information strategy, and subsequently selecting an option

based on the signal produced by their information strategy. The agent's problem can thus be written:

$$\max_{F \in \Delta(\mathbb{R}^N \times \Omega)} \sum_{\omega \in \Omega} \int_s V(s) F(ds|\omega) \mu(\omega) - \mathbf{C}(F(s, \omega), \mu), \quad (2)$$

$$\text{such that } \forall \omega \in \Omega : \int_s F(ds, \omega) = \mu(\omega). \quad (3)$$

The above problem is complicated and not particularly tractable, so we follow [Matějka and McKay \(2015\)](#) and re-write this problem directly in terms of the choice probabilities of the agent. This process requires the development of some new notation. Define $S_n = \{s \in \mathbb{R}^N : a(s) = n\}$, to be the set of signals that result in the agent selecting option n . Next, as was done in [Section 2](#), define the chance of option n being selected conditional on the state of the world to be:

$$\Pr(n|\omega) = \int_{s \in S_n} F(ds|\omega), \quad (4)$$

and for event $A \in \mathcal{F}$, define the chance of n being selected conditional on A being realized to be:

$$\Pr(n|A) = \sum_{\omega \in A} \Pr(n|\omega) \mu(\omega|A). \quad (5)$$

Define the **unconditional choice probability** of option n to be:

$$\Pr(n) = \sum_{\omega \in \Omega} \Pr(n|\omega) \mu(\omega). \quad (6)$$

Denote the collection $\{\Pr(n|\omega)\}_{n=1}^N$ by \mathbb{P} . Using this notation, we can re-write the agent's problem:

Lemma 3. Choice probabilities \mathbb{P} are the outcome of a solution to the agent's problem in (2) subject to (3) iff they solve:

$$\max_{\mathbb{P}} \sum_{n \in \mathcal{N}} \sum_{\omega \in \Omega} \mathbf{v}_n(\omega) \Pr(n|\omega) \mu(\omega) - \mathbf{C}(\mathbb{P}, \mu), \quad (7)$$

$$\text{such that: } \forall n \in \mathcal{N}, \Pr(n|\omega) \geq 0, \forall \omega \in \Omega, \quad (8)$$

$$\text{and } \sum_{n \in \mathcal{N}} \Pr(n|\omega) = 1 \forall \omega \in \Omega. \quad (9)$$

Proofs for [Section 4](#), [Section 5](#), and [Section 6](#), can be found in [Appendix 2](#)

This new problem, where the agent selects their conditional choice behavior \mathbb{P} , is substantially easier to solve than the problem where the agent picks their information strategy $F(s, \omega)$.

4.2 Behavior of a Rationally Inattentive Agent

Using [Lemma 3](#), we can establish a necessary condition for the optimal behavior of the agent with [Theorem 2](#), and then use said necessary condition to simplify the maximization problem undertaken by the agent with [Corollary 1](#).

Theorem 2:

If \mathbb{P} is the solution to (7) subject to (8) and (9), then $\forall n \in \mathcal{N}$, and $\forall \omega \in \Omega$, the probability that option n is selected in state ω satisfies:

$$\Pr(n|\omega) = \frac{\Pr(n)^{\frac{\lambda_1}{\lambda_M}} \Pr(n|\mathcal{P}_{\lambda_1}(\omega))^{\frac{\lambda_2 - \lambda_1}{\lambda_M}} \dots \Pr(n|\cap_{i=1}^{M-1} \mathcal{P}_{\lambda_i}(\omega))^{\frac{\lambda_M - \lambda_{M-1}}{\lambda_M}} e^{\frac{\mathbf{v}_n(\omega)}{\lambda_M}}}{\sum_{\nu \in \mathcal{N}} \Pr(\nu)^{\frac{\lambda_1}{\lambda_M}} \Pr(\nu|\mathcal{P}_{\lambda_1}(\omega))^{\frac{\lambda_2 - \lambda_1}{\lambda_M}} \dots \Pr(\nu|\cap_{i=1}^{M-1} \mathcal{P}_{\lambda_i}(\omega))^{\frac{\lambda_M - \lambda_{M-1}}{\lambda_M}} e^{\frac{\mathbf{v}_\nu(\omega)}{\lambda_M}}}. \quad (10)$$

Those familiar with the work of [Matějka and McKay \(2015\)](#) will recognize the above formula as the MSSE analogue of [Matějka and McKay \(2015\)](#)'s Theorem 1. When all partitions are learning strategy invariant, $\lambda_1 = \lambda_2 = \dots = \lambda_M$, and the above formula collapses to [Matějka and McKay \(2015\)](#)'s Theorem 1.

With standard Shannon Entropy, the chance that the agent selects an option thus depends only on the unconditional chances of the options being selected, and the realized values of the options. With MSSE, in contrast, as the above formula indicates, the chance that the agent selects an option n in a particular state of the world ω depends on the unconditional chances of the options being selected, $\Pr(n)$, the realized values of the options $\mathbf{v}_n(\omega)$, as well as the probabilities of the options being selected in similar states of the world. Here 'similar states of the world' refers to states that induce the same realization of partitions with associated multipliers smaller than λ_M . It makes sense that when easier to observe pieces of information indicate that an option n is likely of above average value, that the agent should select option n with a higher probability, even if the above average value has not been realized. For a more complete discussion of the intuitive properties of the choice behavior described in [Theorem 2](#), please see [Appendix 5](#).

Corollary 1:

Conditional and unconditional choice probabilities described in (5) and (6) are a solution to (7) subject to (8) and (9) iff they comply with [Theorem 2](#) and solve:

$$\max_{\mathbb{P}} \sum_{\omega \in \Omega} \log \left(\sum_{n \in \mathcal{N}} \Pr(n)^{\frac{\lambda_1}{\lambda_M}} \Pr(n|\mathcal{P}_{\lambda_1}(\omega))^{\frac{\lambda_2 - \lambda_1}{\lambda_M}} \dots \Pr(n|\cap_{i=1}^{M-1} \mathcal{P}_{\lambda_i}(\omega))^{\frac{\lambda_M - \lambda_{M-1}}{\lambda_M}} e^{\frac{\mathbf{v}_n(\omega)}{\lambda_M}} \right) \mu(\omega),$$

such that:

$$\forall A \in \mathcal{F} : \Pr(n|A) \geq 0 \quad \forall n, \quad \text{and} \quad \sum_{n \in \mathcal{N}} \Pr(n|A) = 1.$$

[Corollary 1](#) is helpful because it reduces the number of choice variables faced by the agent, which means it is easier for the researcher to find optimal agent behavior. When solving the problem described in [Lemma 3](#), the

agent must choose $\Pr(n|\omega)$ for all n and ω . When solving the problem in [Corollary 1](#), the agent must only choose $\Pr(n|A)$ for all n and $A \in \times \{\mathcal{P}_{\lambda_i}\}_{i=1}^{M-1}$, which is a coarser partition. In [Example 2](#), for instance, if the agent tries to solve [Lemma 3](#) they must pick their probabilities of selecting option 1 and option 2 in four different states of the world, while if they solve the problem in [Corollary 1](#) they must only pick their probabilities of selecting option 1 and option 2 in two events, and then [Theorem 2](#) dictates their choice probabilities in each state of the world. This reduction makes finding optimal behavior of the agent easier for the researcher because there are thus half as many choice variables when analysing [Example 2](#) if [Corollary 1](#) is used instead of [Lemma 3](#).

Any choice behavior that complies with [Corollary 1](#) and [Theorem 2](#) is optimal. Optimal choice behavior may not be unique, however. If two options are known a priori to take the same value in each state of the world, for instance, then the agent can shift probability from one of these two options to the other whenever the former has a strictly positive probability of being selected in an optimal solution. While these sorts of environments are possible, generically optimal behavior is unique. This feature of optimal behavior should be evident since payoffs are linear, and costs are strictly convex. The exact sufficient conditions for the uniqueness of a solution are withheld, but for the solution not to be unique, similar to the case with Shannon Entropy studied by [Matějka and McKay \(2015\)](#), a very rigid form of co-movement is required between payoffs and states.

5 Comparisons with the Standard Model

In this section we compare and contrast the choice behavior that is produced by RI with Shannon Entropy and the choice behavior produced by the RI model developed in [Section 4](#) that uses the MSSE measure developed in [Section 3](#). We first discuss the RU model that is analogous to RI with MSSE. We then revisit the two motivating examples, [Example 1](#) from [Section 2.1](#) and [Example 2](#) from [Section 2.2](#).

5.1 Analogous Random Utility Model

It is standard practice to use a RU model to describe discrete choice settings. In such a model, the agent picks the option with the largest sum $u_n = v_n + \epsilon_n$ over all options $n \in \mathcal{N}$. Generally, u_n represents the value of the option to the agent, v_n represents the average value of the option across agents, and ϵ_n represents an idiosyncratic value to the agent. The role ϵ_n plays is up to interpretation, however, and is determined by the researchers specification ([Train, 2009](#)). In a setting where agents are thought to be rationally inattentive, the above terms are interpreted in a different way because the agent’s noisy behavior is generated by perceptual error instead of idiosyncratic differences in taste. In such settings, u_n represents the perceived value to the agent, v_n represents the true value to the agent, and ϵ_n is interpreted as an unobservable perceptual error that results from the noisy information strategy selected by the agent. [Woodford \(2014\)](#) argues that this latter interpretation is necessary in many contexts due to the stochastic responses observed in perceptual discrimination tasks such as those administered by [Dean and Neligh \(2018\)](#), which are akin to our [Example 1](#) in [Section 2.1](#). While the interpretation of ϵ_n is relevant for welfare analysis, it is inconsequential for the description of choice behavior. How then can MSSE be interpreted in terms of an RU framework, and what insights may be provided about the

fitting of RU models?

Matějka and McKay (2015) point out that choice probabilities predicted by RI with Shannon Entropy correspond to multinomial logit choice probabilities where it is as if option values have been shifted due to the agent’s prior about potential values. An option that seems more desirable *a priori* is more likely to be selected by the agent in every state of the world, and thus is overvalued by a multinomial logit regression.

Rational inattention with MSSE takes this one step further, allowing the shift in perceived value to also depend on easier to observe information sources (binary partitions associated multipliers that are less than λ_M). This flexibility seems natural in many real world environments. Consider an agent that is trying to select a restaurant to go to. One may expect that the chance of the agent selecting a given option to increase not only with the quality of the restaurant, and their prior impression of it, but also with easy to observe information such as on-line ratings the restaurant may have received.

Theorem 3:

The choice behavior described by \mathbb{P} , a solution to (7) subject to (8) and (9), is identical to the behavior produced by an RU model where each option $n \in \mathcal{N}$ has perceived value:

$$u_n = \tilde{v}_n + \alpha_n + \epsilon_n,$$

where $\tilde{v}_n = \frac{\mathbf{v}_n(\omega)}{\lambda_M}$, ϵ_n has an iid Gumbel distribution, and:

$$\alpha_n = \frac{\lambda_1}{\lambda_M} \log(N\Pr(n)) + \frac{\lambda_2 - \lambda_1}{\lambda_M} \log(N\Pr(n|\mathcal{P}_{\lambda_1}(\omega))) + \dots + \frac{\lambda_M - \lambda_{M-1}}{\lambda_M} \log(N\Pr(n|\cap_{i=1}^{M-1} \mathcal{P}_{\lambda_i}(\omega))).$$

5.2 Example 1 Revisited

We now revisit Example 1 from Section 2.1, which is described in Table 1. It seems natural that it should be easier for the agent to answer the question ‘Are 60 of the balls blue?’, than it is for them to answer ‘Are 51 or more of the balls blue?’. Similarly, it seems natural that it should be easier for the agent to answer the question ‘Are 60 of the balls red?’, than it is for them to answer ‘Are 51 or more of the balls red?’. Symmetry also means that the questions ‘Are 60 of the balls blue?’ and ‘Are 60 of the balls red?’ should have the same expected cost, and the questions ‘Are 51 or more of the balls blue?’ and ‘Are 51 or more of the balls red?’ should have the same expected cost. We can thus assume $\mathcal{P}_{\lambda_1} = \{A_1, A_2, A_3\} = \{\{\omega_1\}, \{\omega_2 \cup \omega_3\}, \{\omega_4\}\}$, and $\mathcal{P}_{\lambda_2} = \{\{\omega_1 \cup \omega_2\}, \{\omega_3 \cup \omega_4\}\}$.

Solutions to Corollary 1 in this environment for a range of λ_1 can be found in Figure 1 and Figure 3. In both figures, when λ_1 is small relative to λ_2 the agent chooses option 1 in state ω_1 with a high probability, and choose option 2 in state ω_4 with a high probability. As λ_1 increases towards λ_2 , the agent becomes more likely to choose option 2 in state ω_1 , and becomes more likely to choose option 1 in state ω_4 . The difference between Figure 1 and Figure 3 is that the behavior in Figure 3 depicts an environment where y is larger. The resultant difference in behavior between Figure 1 and Figure 3 makes sense given that the agent has incentive to choose a more informative information strategy in Figure 3. For each λ_1 , there is a higher chance that the agent selects

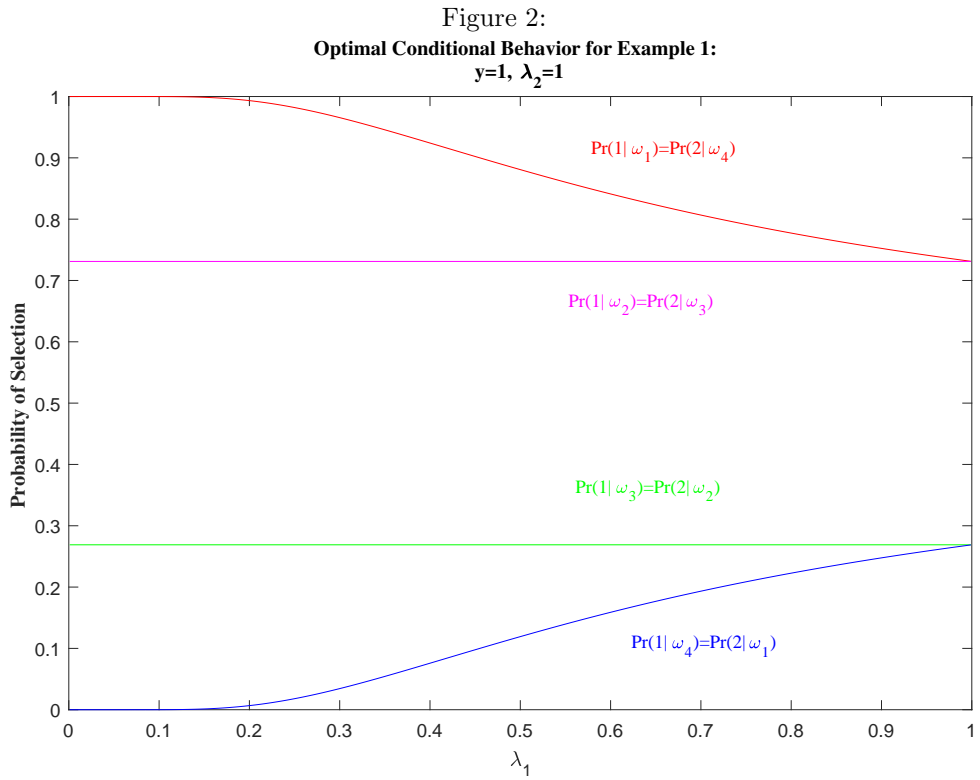
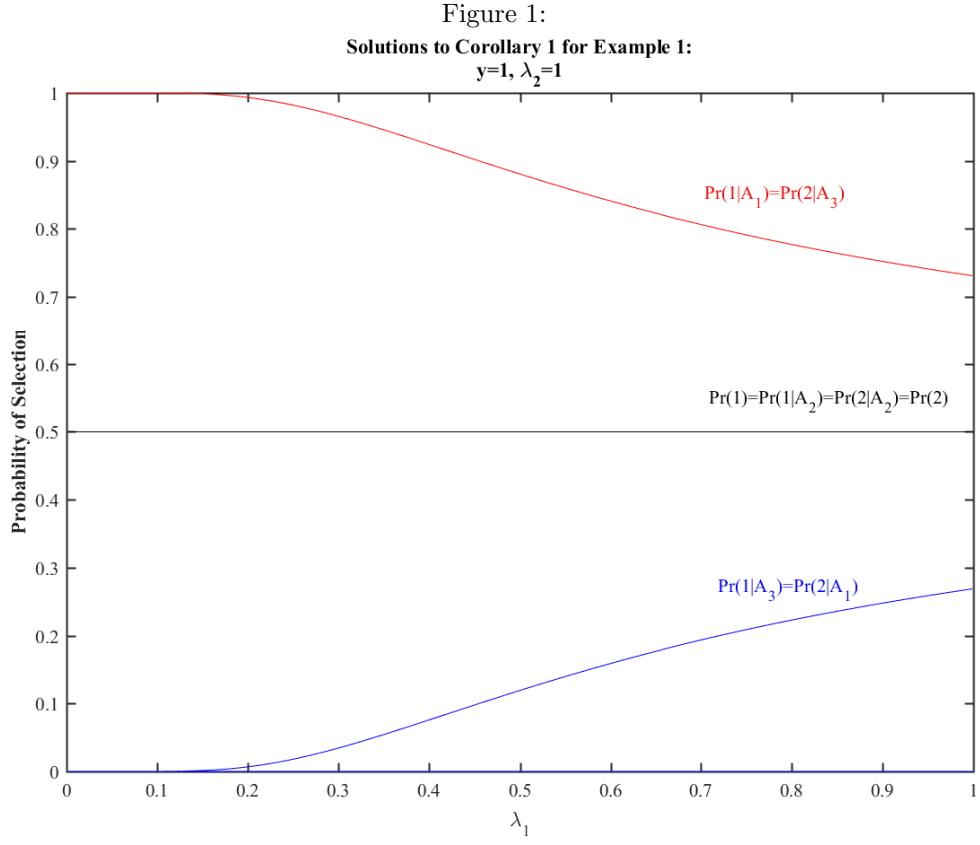


Figure 3:
Solutions to Corollary 1 for Example 1:
 $y=2, \lambda_2=1$

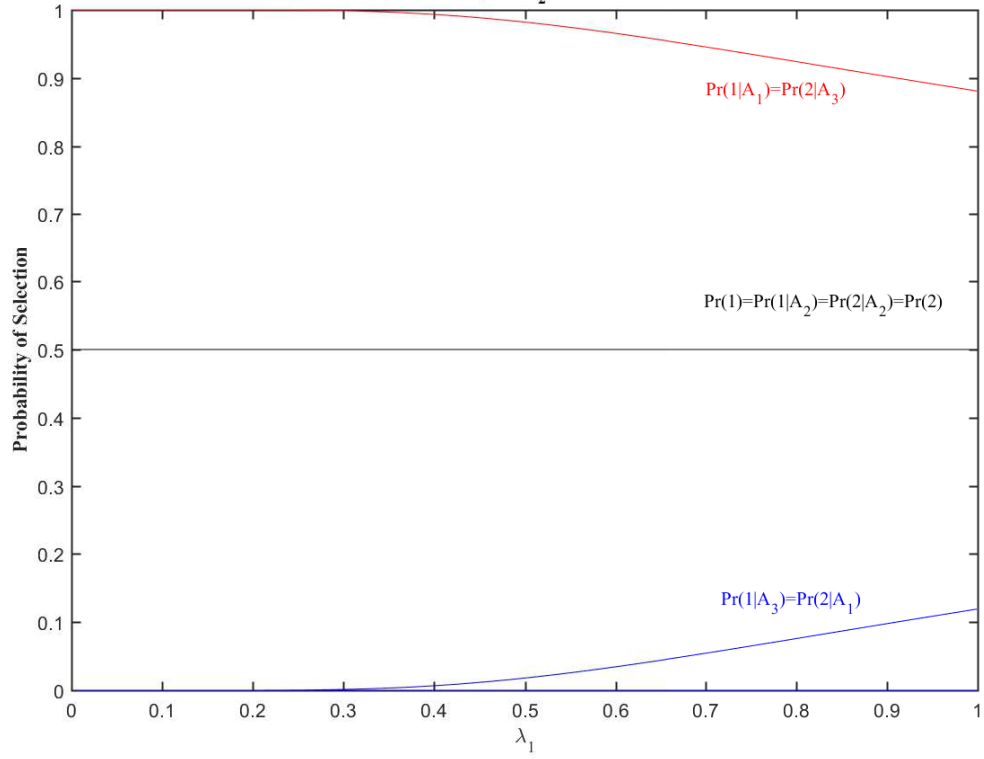
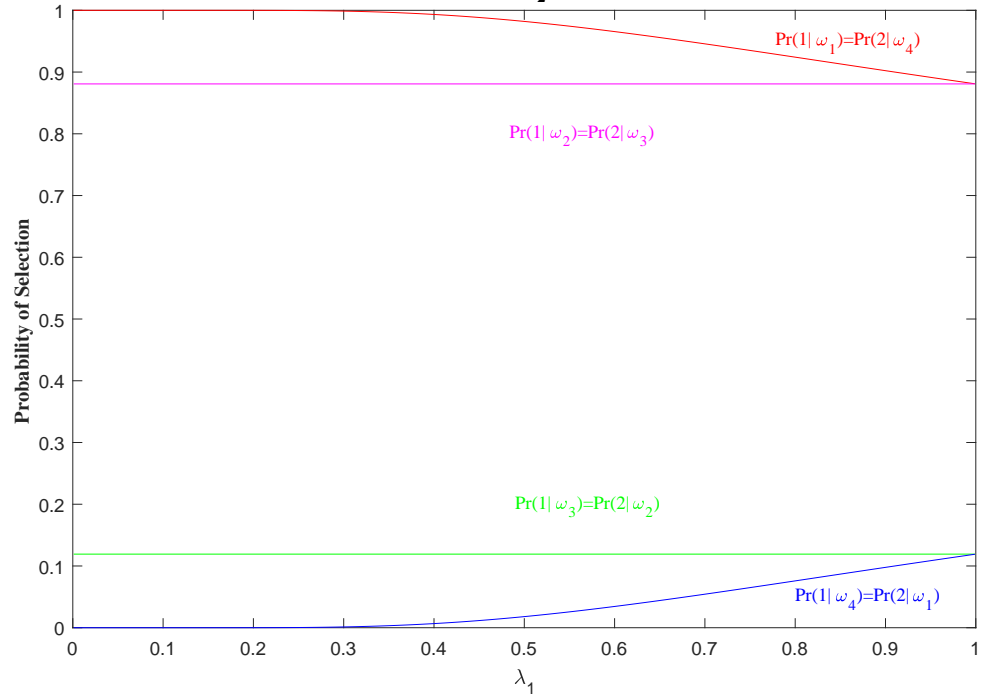


Figure 4:
Optimal Conditional Behavior for Example 1:
 $y=2, \lambda_2=1$



option 1 in ω_1 and option 2 in ω_4 in the environment depicted in [Figure 3](#) compared to the environment depicted in [Figure 1](#).

Solutions to [Corollary 1](#) combined with [Theorem 2](#) mean that the chance of the agent selecting option 1 is increasing in the number of blue balls. This can be seen in [Figure 2](#) and [Figure 4](#), which depict optimal behavior in each state of the world for a range of λ_1 . An agent that behaves in an optimal manner according to RI with MSSE is thus better able to discern the state of the world when there are 40 of one color ball and 60 of the other than when there are 49 of one color and 51 of the other. This is supported by the experimental work of [Dean and Neligh \(2018\)](#), and is in contrast with the behavior predicted by a model of RI that uses Shannon Entropy.

To see further demonstration of what solutions to [Corollary 1](#) can look like, please see [Example 6](#) in [Appendix 3](#), which examines a similar environment with an expanded outcome space that features more levels of perceptual distances.

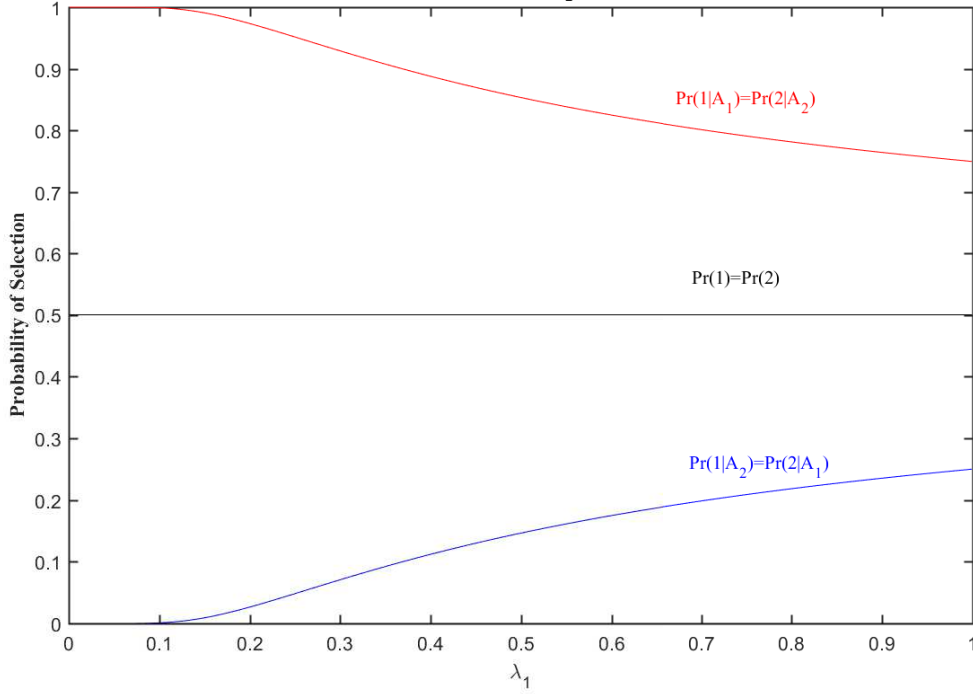
[Morris and Yang \(2016\)](#), identify a related issue with the lack of perceptual distance in models using Shannon entropy, and warn against the use of Shannon Entropy in some continuous settings because it predicts discontinuous changes in behavior at places where payoffs change discontinuously: “Because entropy reduction has a tractable functional form for the cost of information, it has been widely used in economic settings where it does not reflect information processing costs and where the insensitivity to the distance between states does not make sense ... this paper contains a warning about use of entropy as a cost of information in strategic settings” ([Morris & Yang, 2016](#), p. 5). MSSE maintains the desirable tractability of Shannon Entropy they mention, and in the limit can be used to produce the kind of continuous behavior that [Morris and Yang \(2016\)](#) desire. Morris and Yang’s (2016) intuition is that the cost of differentiating between two states should increase to infinity as the perceptual distance between them goes to zero. When two such states are on either side of a point where payoffs change discontinuously, [Morris and Yang \(2016\)](#) argue that the infinite cost of differentiating between states locally should result in an agent having the same behavior on either side of the point where payoffs jump. With MSSE, an arbitrary number of different perceptual distances can be incorporated, and if λ_M goes to infinity, optimal behavior on either side of the point converges in the limit, as is demonstrated by [Example 7](#) in [Appendix 3](#).

5.3 Example 2 Revisited

We now revisit [Example 2](#) from [Section 2.2](#), which is described in [Table 2](#). We assumed that learning the value of option 1 is less costly than learning the value of option 2. That is to say, answering the question ‘Is option 1 of value H ?’ has a lower expected cost to the agent than the question ‘Is option 2 of value H ?’ We can thus assume: $\mathcal{P}_{\lambda_1} = \{A_1, A_2\} = \{\{\omega_1 \cup \omega_2\}, \{\omega_3 \cup \omega_4\}\}$, and $\mathcal{P}_{\lambda_2} = \{\{\omega_1 \cup \omega_3\}, \{\omega_2 \cup \omega_4\}\}$.

Solutions to [Corollary 1](#) in this environment for a range of λ_1 can be found in [Figure 5](#). As can be seen in [Figure 5](#), when λ_1 is small compared to λ_2 , the agent selects option 1 with a high probability when it is of value H , and selects option 2 with a high probability when option 1 is of value L . As λ_1 increases relative to λ_2 , the chance of option 1 being selected when it is of value H decreases. Similarly, as λ_1 increases relative to λ_2 , the chance of option 1 being selected when it is of value L increases. Note that the solutions to [Corollary 1](#) mean

Figure 5:
Solutions to Corollary 1 for Example 2:
 $H=10, L=0, \lambda_2=1$



that the agent is more likely to select option 1 when state ω_1 has been realized since $\Pr(1|A_1) > \Pr(2|A_1)$, and more likely to select option 2 when state ω_4 has been realized since $\Pr(1|A_2) < \Pr(2|A_2)$, as can be observed with Theorem 2.

Solutions to Corollary 1 combined with Theorem 3 mean that if an econometrician tries to fit this environment with a multinomial logit model that their estimate of H_1 , the high value of option 1, is biased upwards by $\frac{\lambda_2 - \lambda_1}{\lambda_2} \log(2\Pr(1|A_1))$, which is greater than zero since $\Pr(1|A_1) > 1/2$, and their estimate of L_1 , the low value of option 1, is biased downwards by $\frac{\lambda_2 - \lambda_1}{\lambda_2} \log(2\Pr(1|A_2))$, which is less than zero since $\Pr(1|A_2) < 1/2$. These biases are despite the fact that the unconditional chance of either option being selected is the same: $\Pr(1) = \Pr(2) = 1/2$. As such, the econometrician may have believed their analysis was not susceptible to informational biases if they had used Shannon Entropy to model the environment.

6 Consideration and Non-Compensatory Choice Rules

In the marketing literature it has long been established that agents do not consider all the options that are available to them, and consideration sets have been the focus of an extensive body of research (Hauser & Wernerfelt, 1990). Firms, however, are interested in understanding the characteristics that lead to their product being selected, and a theory of choice seeks to explain the option selected by an agent. Why then is so much effort committed to understanding consideration sets, which are not necessarily observable, and are simply an intermediate stage in the choice process?

The formation of the consideration set is viewed by the marketing literature as an important process to understand in and of itself because it is thought that the factors that determine the consideration set may be different than the factors that determine which option is selected from the consideration set. This distinction can have important counterfactual implications. A firm that is trying to get their product selected must ensure that it has both the characteristics required for acceptance into the consideration set, and the characteristics required for it to be selected from the consideration set. Increasing the value of a product to the agent does not increase the chance of it being selected if it is not being considered, and if a product is not being considered, then it is crucial to identify the characteristics that determine consideration.

We define a consideration set in the following fashion: suppose that when the agent faces a set of options, \mathcal{N} , that an optimal information strategy is chosen and results in conditional choice probabilities $\mathbb{P} = \{\Pr(n|\omega)\}_{n=1}^N$, define the **consideration set in the state of the world** ω to be $\mathcal{C}(\omega) \equiv \{n \in \mathcal{N} | \Pr(n|\omega) > 0\}$, and define the **consideration set** to be $\mathcal{C} \equiv \{n \in \mathcal{N} | \Pr(n) > 0\}$. We say an option n is **considered in the state of the world** ω if $n \in \mathcal{C}(\omega)$, and we say an option n is **considered** if $\Pr(n) > 0$, i.e. $\exists \omega$ such that $n \in \mathcal{C}(\omega)$. Our definition of a consideration set has the advantage that it can be observed in the data, and fits with the definition given by [Caplin, Dean, and Leahy \(2018\)](#).

In the marketing literature the determination of the agent’s consideration set is frequently modelled as the outcome of a heuristic style ‘non-compensatory’ choice rule, which have been said to fit closely with agents’ self reports of how their consideration sets are formed ([Hauser, Toubia, Evgeniou, Befurt, & Dzyabura, 2010](#); [Payne, 1976](#)), and have basis in the psychology literature ([Gigerenzer & Todd, 1999](#)). While ‘non-compensatory’ choice rules are ubiquitous in the marketing literature on consideration sets, and have been touched upon in the economics literature, a standard definition of what qualifies a choice rule as ‘non-compensatory’ is hard to come by. [Manzini and Mariotti \(2012\)](#), for instance, quote the work of [Tversky \(1969\)](#), and in the quote Tversky refers to lexicographic semiorders as a “noncompensatory principle” ([Tversky, 1969](#), p. 40), but neither work provides a definition of non-compensatory. Supreme Court Justice Potter Stewart’s adage about pornography, “I know it when I see it” ([Jacobellis v. Ohio, 1964](#)), is applicable to ‘non-compensatory’ choice rules in most circumstances, however, and most people familiar with the phrase would agree that the definition given in the following paragraph is fitting.

In this paper we define the behavior of the agent to be **non-compensatory** if there are states of the world $\omega_i, \omega_j \in \Omega$, and an option $n \in \mathcal{N}$, such that: $\mu(\omega_i) = \mu(\omega_j)$, $\mathbf{v}_m(\omega_i) = \mathbf{v}_m(\omega_j) \forall m \in \{\mathcal{N} \setminus n\}$, $\mathbf{v}_n(\omega_i) > \mathbf{v}_n(\omega_j)$, and under optimal behavior: $\Pr(n|\omega_i) < \Pr(n|\omega_j)$. In plainer language, the behavior of the agent is non-compensatory if, all else equal, increasing the value of an option to the agent can result in it being less likely to be selected.

Two common examples of ‘non-compensatory’ choice rules are disjunctive rules and conjunctive rules. The agent uses a **disjunctive rule** to form their consideration set if an option is considered when it features at least one of a predetermined list of characteristics: the agent considers a car when it gets 30 or more miles per gallon or it has a safety rating of at least four out of five. The agent uses a **conjunctive rule** to form their consideration set if an option is considered when it features all of a predetermined list of characteristics: the agent considers a

car when it gets 30 or more miles per gallon and it has a safety rating of at least four out of five.

It is easy to see that if the agent’s valuation of the car increases continuously with the characteristics of the car, then the agent forming their consideration set based on the disjunctive choice rule outlined in the previous paragraph could result in non-compensatory behavior. Suppose option n gets 30 miles per gallon and has a safety rating of three out of five. Option n is considered with these attributes, but if the miles per gallon of option n is reduced by any amount, then a full point increase in the safety rating is needed to maintain option n ’s membership in the consideration set. Thus, for small reductions of miles per gallon, and an increase in the safety rating of half a point, option n is more valuable to the agent, but is no longer included in the consideration set. A similar logic applies to the conjunctive choice rule outlined in the previous paragraph.

The disparity between the value of an option and its inclusion in the consideration set that is found in the marketing literature is mirrored in the economics literature, where it is often assumed that the option selected from the consideration set is that which has the highest value to the agent (Manzini & Mariotti, 2014; Masatlioglu, Nakajima, & Ozbay, 2012). If the consideration set simply consisted of the options with the highest values to the agent, a theory of consideration sets would be vacuous. In Manzini and Mariotti (2014), for instance, they say: “a higher choice frequency for a might not be due to a genuine preference for a over b ... an alternative may be chosen more frequently than another by virtue of the attention paid to it” (2014, p. 4). Even if it is not stated explicitly, it thus seems that the economic literature’s interest in consideration sets stems from their generation of non-compensatory behavior. This makes sense as non-compensatory behavior challenges the logic of revealed preference analysis, which makes welfare and counterfactual analysis more difficult.

Thus far, the economic literature has predominately focused on the identification of consideration sets, and their implications for choice behavior, generally assuming they are formed through an exogenous process (Manzini & Mariotti, 2014; Masatlioglu et al., 2012). This means the economic literature on consideration sets has done little to explain the non-compensatory behavior associated with the formation of consideration sets, and why it might be prevalent. A foundation for non-compensatory behavior may thus be of interest to economists.

If consideration sets are a response to a costly learning environment, as is frequently postulated in both the marketing and economic literatures, then a model of rational inattention may seem like the perfect setting in which to study non-compensatory choice. Caplin et al. (2018) demonstrate that RI paired with Shannon Entropy results in the endogenous formation of consideration sets based on the prior beliefs of the agent. RI with Shannon Entropy thus provides a testable framework that can be used to predict and further study the formation of consideration sets. This is an important result given the marketing literature’s desire to understand the formation of consideration sets.

RI paired with Shannon Entropy also results in a dichotomy between value and choice: the most valuable option may not be selected with the highest probability if the agent thinks *a priori* that it is unlikely the option is valuable. RI paired with Shannon Entropy, however, is incapable of explaining the behavior that is explored in the marketing literature and epitomized by non-compensatory choice rules.

The dichotomy between value and choice created by the agent’s prior in a model with Shannon Entropy is not what is being modelled when a non-compensatory choice rule is used in the marketing literature, and

Shannon Entropy does not result in non-compensatory choice behavior. With Shannon Entropy, decreasing the realization of the value of an option, *ceteris paribus*, always results in that option being selected with a weakly lower probability (strictly lower probability if the option is not selected with zero probability, see [Example 4](#)). If a change is made in the characteristics of an option, and it is selected with a lower probability, then the conclusion reached by a model of RI with Shannon Entropy is that the option's value has been reduced. This is not consistent with the conclusions that could be drawn from the disjunctive and conjunctive choice rules outlined above.

MSSE causes consideration sets to be formed in a fashion that is substantially different from how consideration sets are formed with Shannon Entropy, as is demonstrated by [Example 3](#). MSSE also results in non-compensatory choice behavior, in contrast with Shannon Entropy, as is demonstrated by [Example 4](#). This is significant because it means MSSE provides a testable framework with which to study non-compensatory behavior.

6.1 Consideration Sets, Non-Compensatory Choice, and Rational Inattention

Suppose again that when the agent faces a set of options, \mathcal{N} , that an optimal information strategy is chosen and results in conditional choice probabilities $\mathbb{P} = \{\Pr(n|\omega)\}_{n=1}^N$. Now suppose the agent's problem is changed so that there is a new option x available. Is this new option considered? Let the new set of options be denoted by $\tilde{\mathcal{N}} = \mathcal{N} \cup x$, let the new optimal consideration set be denoted $\tilde{\mathcal{C}}$, and let the new optimal consideration set in the state of the world ω be denoted $\tilde{\mathcal{C}}(\omega)$.

To determine if the new option x is considered, x needs to be compared to a representative value of the options currently being considered, and given a score in each state of the world. x is considered if it scores well enough across all states of the world.

To describe when x is considered, we first need to establish what x is compared to in each state of the world. In state ω , option x is compared to a weighted average of the options currently being considered, but the weight assigned to an option n that is currently being considered depends on the unconditional probability of it being selected, as well as each of the conditional probabilities of it being selected $\Pr(n | \cap_{i=1}^j \mathcal{P}_{\lambda_i}(\omega))$ for $j \in \{1, \dots, M-1\}$. If \mathbb{P} is a solution to (7) subject to (8) and (9) when the set of options is \mathcal{N} , we define the **representative value** in state ω of the options being considered before the introduction of x to be:

$$R(\omega) = \sum_{n \in \mathcal{C}} \Pr(n)^{\frac{\lambda_1}{\lambda_M}} (\Pr(n | \mathcal{P}_{\lambda_1}(\omega)))^{\frac{\lambda_2 - \lambda_1}{\lambda_M}} \dots (\Pr(n | \cap_{i=1}^{M-1} \mathcal{P}_{\lambda_i}(\omega)))^{\frac{\lambda_M - \lambda_{M-1}}{\lambda_M}} e^{\frac{v_n(\omega)}{\lambda_M}}, \quad \forall \omega \in \Omega.$$

In the case of Shannon Entropy (when $\lambda_1 = \dots = \lambda_M = \lambda$), this representative value is much simpler since the weight used for each option is just its unconditional probability of being selected.

We next need to assign a score to x in each state of the world. This is easier to do. We define the **score** of option x in state ω to be:

$$s_x(\omega) = \frac{e^{\frac{v_x(\omega)}{\lambda_M}}}{R(\omega)}$$

Using our new notation, we are ready to state the results that describes when x is considered.

Proposition 1:

In the case of Shannon Entropy:

$$\textbf{i: if } \sum_{\omega \in \Omega} s_x(\omega) \mu(\omega) > 1, \text{ then } x \in \tilde{\mathcal{C}}.$$

$$\textbf{ii: if } \sum_{\omega \in \Omega} s_x(\omega) \mu(\omega) < 1, \text{ then } x \notin \tilde{\mathcal{C}}.$$

Proof. Please see [Appendix 2](#). Implied by Proposition 1 in [Caplin et al. \(2018\)](#).

In a stylized sense, in the case of Shannon Entropy, there is thus a single threshold that the new option must overcome if it is to be included in the consideration set. x is considered if its score is on average more than one, and x is not considered if its score is on average less than one.

With MSSE, in contrast, there are multiple thresholds that the new option has the opportunity to overcome. Define the **easier to observe events** to be $\mathcal{E} = \times \{\mathcal{P}_{\lambda_i}\}_{i=1}^{M-1}$, which are the events that can be observed using all but the most expensive non-trivial binary partition. Each event $A \in \mathcal{E}$ creates a different threshold that the new option has the potential to overcome. Events in \mathcal{E} can also be combined to create larger events that fit better with verbally expressed heuristics, and create what can be thought of as a new associated threshold. Using the above notation, we can then state the MSSE analogue of [Proposition 1](#):

Proposition 2:

With MSSE:

$$\textbf{i: if } \exists A \in \mathcal{E}, \text{ with } \tilde{\omega} \in A, \text{ s.t.:}$$

$$\frac{\lambda_1}{\lambda_M} \left(\sum_{\omega \in \Omega} s_x(\omega) \mu(\omega) \right) + \frac{\lambda_2 - \lambda_1}{\lambda_M} \left(\sum_{\omega \in \mathcal{P}_{\lambda_1}(\tilde{\omega})} s_x(\omega) \mu(\omega | \mathcal{P}_{\lambda_1}(\tilde{\omega})) \right) + \dots + \frac{\lambda_M - \lambda_{M-1}}{\lambda_M} \left(\sum_{\omega \in A} s_x(\omega) \mu(\omega | A) \right) > 1,$$

$$\text{then } x \in \tilde{\mathcal{C}},$$

$$\textbf{ii: if } \forall A \in \mathcal{E}, \text{ and } \tilde{\omega} \in A :$$

$$\frac{\lambda_1}{\lambda_M} \left(\sum_{\omega \in \Omega} s_x(\omega) \mu(\omega) \right) + \frac{\lambda_2 - \lambda_1}{\lambda_M} \left(\sum_{\omega \in \mathcal{P}_{\lambda_1}(\tilde{\omega})} s_x(\omega) \mu(\omega | \mathcal{P}_{\lambda_1}(\tilde{\omega})) \right) + \dots + \frac{\lambda_M - \lambda_{M-1}}{\lambda_M} \left(\sum_{\omega \in A} s_x(\omega) \mu(\omega | A) \right) < 1,$$

$$\text{then } x \notin \tilde{\mathcal{C}}.$$

If λ_1 converges to λ_M , which means we are approaching the case of Shannon Entropy, then only the first term is relevant, and we can see that the result approaches that of [Proposition 1](#), since the representative values converge to the representative values in the case of Shannon Entropy.

MSSE results in non-compensatory behavior, but with MSSE, as is true with Shannon Entropy, if an option is considered in one state of the world, then it is considered in every state of the world. With Shannon Entropy,

Table 3: Example 3				
State:	ω_1	ω_2	ω_3	ω_4
Probability:	1/4	1/4	1/4	1/4
Value of selecting option 1:	H	L	H	L
Value of selecting option 2:	L	H	L	H
Value of selecting option 3:	M	M	L	L

this is evident since [Theorem 2](#) implies that optimal behavior results in:

$$\Pr(n|\omega) = \frac{\Pr(n)e^{\frac{v_n(\omega)}{\lambda}}}{\sum_{\nu \in \mathcal{N}} \Pr(\nu)e^{\frac{v_\nu(\omega)}{\lambda}}} \quad \forall n \in \mathcal{N}, \forall \omega \in \Omega.$$

With Shannon Entropy, it is thus trivially true that if an option is considered there is a positive probability of it being selected in each state of the world: $\Pr(n) > 0 \implies \Pr(n|\omega) > 0 \quad \forall \omega \in \Omega$. This result is not as evident with MSSE. While $\Pr(n)$ may be larger than zero, if $\Pr(n|\mathcal{P}_{\lambda_1}(\omega)) = 0$, for instance, then [Theorem 2](#) implies $\Pr(n|\omega) = 0$. This, however, is never the case with MSSE. With MSSE, as with Shannon Entropy, if an option is in the consideration set in one state of the world, then it is in the consideration set in every state of the world:

Proposition 3:

If \mathbb{P} is a solution to (7) subject to (8) and (9), then:

$$\forall n \in \mathcal{N} : n \in \mathcal{C} \implies n \in \mathcal{C}(\omega) \quad \forall \omega \in \Omega.$$

[Proposition 3](#) means that with MSSE the agent considers the same options in every state of the world, and changes in characteristics (changing from one state of the world to another) cannot change which options are considered, as could be the case if consideration sets were formed according to a disjunctive or conjunctive choice rule. MSSE, however, can generate behavior that is approximately equal to a choice rule where considerations sets are determined by a non-compensatory choice rule such as a disjunctive or conjunctive choice rule, as is demonstrated in [Example 4](#).

6.2 Example 3: Unique Consideration Set Formation

Consider an environment where an agent initially has two options to choose from: option 1 and option 2. For simplicity, let us assume that both option 1 and option 2 realize a high value H with probability 1/2, realize a low value $L < H$ with probability 1/2, and that the value of option 1 is perfectly negatively correlated with the value of option 2. Suppose a firm is considering introducing a third option, option 3, into the market. Assume option 3 realizes the low value L with probability 1/2, realizes a medium value M ($L < M < H$) with probability 1/2, and that the value of option 3 is drawn independently from the values of option 1 and option 2. This environment is described in [Table 3](#). If it is introduced, does the agent consider option 3? That is, does the agent select option 3 with some positive probability if it is introduced into the market?

Table 4: Example 4						
State:	ω_1	ω_2	ω_3	ω_4	ω_5	ω_6
Probability:	1/6	1/6	1/6	1/6	1/6	1/6
Value of selecting option 1:	M	H	L	M	H	L
Value of selecting option 2:	M	L	H	M	L	H
Value of selecting option 3:	M	M	M	$H + \epsilon$	L	L

MSSE and Shannon Entropy have substantially different predictions for whether or not option 3 is included in the agent’s consideration set in this environment. If the agent is assumed to do research according to Shannon Entropy, then option 3 is not considered, no matter what λ is chosen to represent the cost of research, as is shown by [Proposition 1](#), and is discussed in the next paragraph. If the agent is instead assumed to do research according to MSSE, then there are information structures and parameter values such that option 3 is considered, as is shown later in this subsection.

If we assume that the agent pays to learn according to Shannon Entropy, then $\Pr(1) = \Pr(2)$ is optimal, since payoffs are linear and the cost of research is convex. [Proposition 1](#) then tells us option 3 is not considered since $\forall \lambda > 0$:

$$\frac{\frac{1}{2}e^{\frac{L}{\lambda}} + \frac{1}{2}e^{\frac{M}{\lambda}}}{\frac{1}{2}e^{\frac{L}{\lambda}} + \frac{1}{2}e^{\frac{H}{\lambda}}} < 1.$$

If we instead assume that it is easier for the agent to learn the value of option 3 than it is for them to learn the values of option 1 and option 2, then: $\mathcal{P}_{\lambda_1} = \{A_1, A_2\} = \{\{\omega_1, \omega_2\}, \{\omega_3, \omega_4\}\}$, and $\mathcal{P}_{\lambda_2} = \{\{\omega_1\}, \{\omega_2\}, \{\omega_3\}, \{\omega_4\}\}$. Since $\Pr(1|\mathcal{P}_{\lambda_1}(\omega)) = \Pr(2|\mathcal{P}_{\lambda_1}(\omega))$ is always optimal for each ω , as payoffs are linear and the cost of research is convex, if:

$$\frac{e^{\frac{M}{\lambda_2}}}{\frac{1}{2}e^{\frac{L}{\lambda_2}} + \frac{1}{2}e^{\frac{H}{\lambda_2}}} > 1,$$

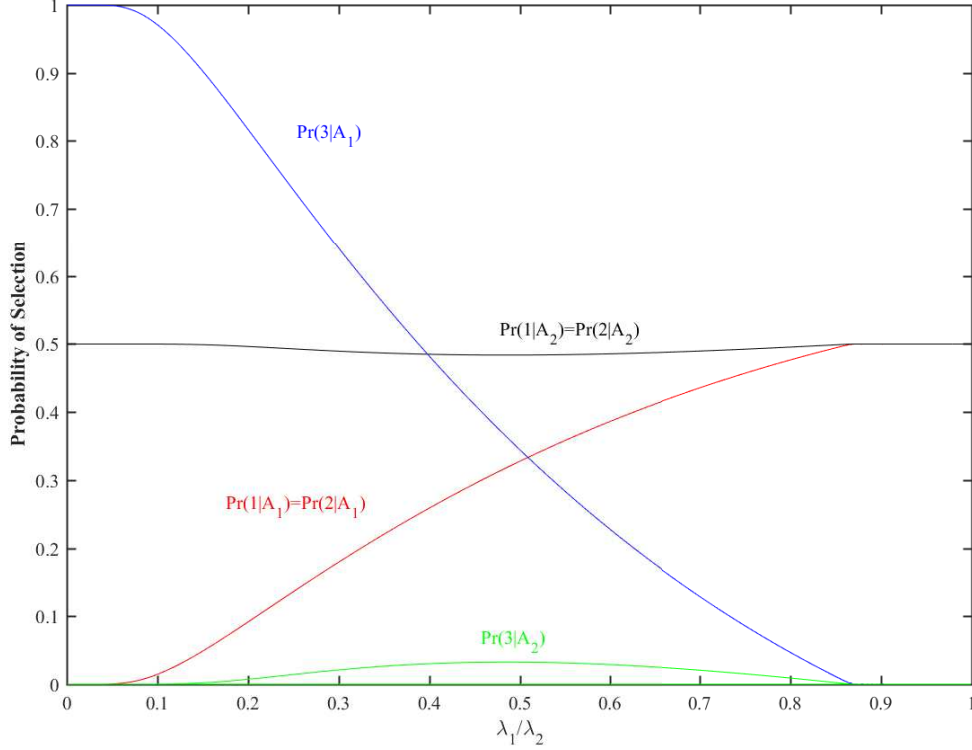
which would be the case if M is close to H , then [Proposition 2](#) tells us that the agent considers option 3 when λ_1 is close to 0 based on its merits in A_1 . This makes a lot of sense intuitively. If λ_1 is close to 0, then it is essentially free for the agent to observe the value of option 3. If they observe that option 3 takes value M , and M is close enough to H (relative to λ_2), then we should expect the agent to select option 3.

6.3 Example 4: Non-Compensatory Behavior

Consider the environment described in [Table 4](#), where $L < M < H$, and $\epsilon > 0$. If the agent pays for learning in this environment according to Shannon Entropy, then the agent always has a higher probability of selecting option 3 in ω_4 than ω_1 , unless their probability of selecting option 3 is 0 in both. This is because the only difference between ω_1 and ω_4 is that option 3 has a higher value in ω_4 . With MSSE, in contrast, under certain information structures and parameter values, there is a probability close to one of option 3 being selected in ω_1 , and a probability close to zero of option 3 being selected in ω_4 . The behavior of the agent can thus be seen as non-compensatory under MSSE.

Assume, for instance, that it is easier for the agent to learn whether or not the value of option 3 is M , and

Figure 6:
Solutions to Corollary 1 for Example 4:
 $H=10, M=9.9, L=0, \epsilon = 0.1, \lambda_2=1$



all other learning is the same level of difficulty:

$$\mathcal{P}_{\lambda_1} = \{A_1, A_2\} = \{\{\omega_1, \omega_2, \omega_3\}, \{\omega_4, \omega_5, \omega_6\}\}, \text{ and } \mathcal{P}_{\lambda_2} = \{\{\omega_1\}, \{\omega_2\}, \{\omega_3\}, \{\omega_4\}, \{\omega_5\}, \{\omega_6\}\}.$$

Note: $\Pr(1|\mathcal{P}_{\lambda_1}(\omega)) = \Pr(2|\mathcal{P}_{\lambda_1}(\omega))$ is always optimal for all ω , as payoffs are linear and the cost of research is convex. Figure 6 depicts solutions to Corollary 1 in this environment. As you can see, if λ_1 is close to zero, then option 3 is essentially always picked in A_1 , and option 3 is essentially never picked in A_2 . It thus must be that $\Pr(3|\omega_1) > \Pr(3|\omega_4)$, even though the only difference between ω_1 and ω_4 is that option 3 has a higher value in ω_4 . MSSE can thus generate non-compensatory behavior.

Proposition 3 means that MSSE cannot result in consideration sets being formed in a non-compensatory fashion by, for instance, a conjunctive or disjunctive choice rule, as the consideration set is formed based on the prior and is the same in each state of the world. In some cases, however, it is approximately true that MSSE results in the consideration set being formed according to a non-compensatory choice rule. Consider the setting of Example 4, and assume that λ_1 is close to zero, the three options are cars, and that the realization of \mathcal{P}_{λ_1} determines the safety rating and miles per gallon of the three options. Then, if in A_1 option 1 and option 2 have characteristics that satisfy the conjunctive choice rule outlined above, and option 3 does not, while in A_2 option 3 has characteristics that satisfy the conjunctive choice rule outlined above, and option 1 and option 2 do not,

then it is approximately true that the agent’s consideration set is formed according to the non-compensatory conjunctive choice rule outline above, as is shown in [Figure 6](#). Further, in such a setting, if there are multiple options in the approximate consideration set, then it appears that the agent is selecting from their consideration set based on a RU model that is described by a logit regression where the values are normalized by λ_2 . This description of behavior, a combination of a non-compensatory choice rule and a logit regression in a two-stage process, is very similar to fitting that is carried out in the marketing literature. For example, [Gensch \(1987\)](#) carries out exactly this kind of fitting, first narrowing down the agent’s options in a first stage with a maximum-likelihood-hierarchy model, then fitting a logit model in the second stage. [Gensch \(1987\)](#) further notes that the maximum-likelihood-hierarchy model in the first stage could be replaced by a conjunctive or disjunctive rule.

7 Rejecting MSSE

MSSE is a more general measure of uncertainty compared Shannon Entropy. It is, however, not infallible as it does impose some testable predictions. MSSE, for instance, cannot allow for the perceptual distance between an event and its complement to change with the probability distribution over the outcome space. [Axiom 5](#) requires that the cost of differentiating between an event A and its complement is measurable with respect to $\sigma(\mathcal{P} = \{A, A^c\})$. This means that the cost of differentiating between A and its complement can only depend on the probability of A occurring and the probability of A^c occurring, it cannot depend on the probability of different subsets of A or A^c occurring. The limitation imposed by [Axiom 5](#) is demonstrated well by [Example 5](#).

7.1 Example 5: Rejecting Multisource Shannon Entropy

Consider an environment where an agent is faced with a screen that shows 100 balls, each of which is either red or blue. The agent is offered a prize that they may either accept (option 1) or reject to get a payoff of zero (option 2). The agent is told that if the majority of the balls on the screen are blue then the prize is $y \in \mathbb{R}_{++}$, and if the majority of the balls on the screen are red then the prize is $-y$.

As in [Example 1](#), there are four possible states of the world: there are either 60 blue balls and 40 red balls, 51 blue balls and 49 red balls, 49 blue balls and 51 red balls, or 40 blue balls and 60 red balls.

As in [Example 1](#), it should be easier for the agent to differentiate between ω_1 and ω_4 than it is for them to differentiate between ω_2 and ω_3 . Based on symmetry we can thus assume $\mathcal{P}_{\lambda_1} = \{A_1, A_2, A_3\} = \{\{\omega_1\}, \{\omega_2 \cup \omega_3\}, \{\omega_4\}\}$, and $\mathcal{P}_{\lambda_2} = \{\{\omega_1 \cup \omega_2\}, \{\omega_3 \cup \omega_4\}\}$.

Unlike [Example 1](#), the probability of ω_1 is $1/2$, the probability of ω_2 is zero, and the probability of ω_3 and ω_4 depend on the value of a constant $\alpha \in \{0, 1/2\}$. The agent is assumed to know α . This environment is described in [Table 5](#).

It is this author’s intuition that the cost of answering the question ‘Are 60 of the balls blue?’ (‘has event A_1 been realized?’) should be increasing in α . As α increases A_1 and its complement A_1^c become more similar, and thus it should be harder to differentiate between A_1 and its complement A_1^c when $\alpha = 1/2$ than when $\alpha = 0$. MSSE cannot accommodate this kind of change in perceptual distance, however, and imposes that the cost of

Table 5: Example 5				
State:	ω_1	ω_2	ω_3	ω_4
Balls in State:	60 Blue & 40 Red	51 Blue & 49 Red	49 Blue & 51 Red	40 Blue & 60 Red
Probability:	$1/2$	0	α	$1/2 - \alpha$
Value of selecting option 1:	y	y	$-y$	$-y$
Value of selecting option 2:	0	0	0	0

differentiating between A_1 and A_1^c is constant in α . This is because the cost of differentiating between A and its complement can only be a function of their probabilities, which do not change as α changes.

A RI model with MSSE predicts that the chance of option 1 being selected in ω_1 is the same for $\alpha = 0$ and $\alpha = 1/2$. This is the case because the only difference between the research problem when $\alpha = 0$ and when $\alpha = 1/2$ is that probability is shifted from A_3 to A_2 . Learning about A_2 and A_3 is identical for the agent, and thus the agent’s problem has not really changed. MSSE can thus be rejected if it is not the case that the chance that the agent selects option 1 in [Example 5](#) is the same when $\alpha = 0$ and when $\alpha = 1/2$.

8 Conclusion

Rational inattention models that use Shannon Entropy to measure the cost of learning demonstrate that informational biases in random utility models can be significant for welfare and counterfactual analysis. The biases that have previously been identified in the literature are independent of the realized state of the world, depending only on the agent’s prior about the environment. These previously identified biases manifest themselves in the unconditional choice probabilities of the agent.

This paper contributes to the literature by proposing and axiomatizing a new measure of uncertainty that features perceptual distance identifies a new kind of informational bias. The new form of bias can be present even when the agent has the same unconditional chance of selecting each option, which may seem to indicate an unbiased environment based on the previous literature.

The model of learning developed in the paper is shown to maintain much of the tractability of Shannon’s standard measure, and also provides a new foundation for non-compensatory behavior, whereby an option’s value being increased, *ceteris paribus*, can result in a lower chance of it being selected. Non-compensatory choice rules are significant in the marketing literature, have important implications for revealed preference analysis, and cannot be generated with a model of RI that uses Shannon Entropy to measure uncertainty.

References

- Acharya, S., & Wee, S. L. (2019). Rational inattention in hiring decisions. *FRB of New York Staff Report*(878).
- Ambuehl, S., Ockenfels, A., & Stewart, C. (2019). Attention and selection effects. *Rotman School of Management Working Paper*(3154197).
- Caplin, A., Dean, M., & Leahy, J. (2017). *Rationally inattentive behavior: Characterizing and generalizing shannon entropy* (Tech. Rep.). National Bureau of Economic Research.
- Caplin, A., Dean, M., & Leahy, J. (2018). Rational inattention, optimal consideration sets, and stochastic choice. *The Review of Economic Studies*, 86(3), 1061–1094.
- Dasgupta, K., & Mondria, J. (2018). Inattentive importers. *Journal of International Economics*, 112, 150–165.
- Dean, M., & Neligh, N. L. (2018). Experimental tests of rational inattention.
- de Oliveira, H. (2014). *Axiomatic foundations for entropic costs of attention* (Tech. Rep.). Mimeo.
- de Oliveira, H., Denti, T., Mihm, M., & Ozbek, K. (2017). Rationally inattentive preferences and hidden information costs. *Theoretical Economics*, 12(2), 621–654.
- Gensch, D. H. (1987). A two-stage disaggregate attribute choice model. *Marketing Science*, 6(3), 223–239.
- Gigerenzer, G., & Todd, P. M. (1999). Fast and frugal heuristics: The adaptive toolbox. In *Simple heuristics that make us smart* (pp. 3–34). Oxford University Press.
- Hauser, J. R., Toubia, O., Evgeniou, T., Befurt, R., & Dzyabura, D. (2010). Disjunctions of conjunctions, cognitive simplicity, and consideration sets. *Journal of Marketing Research*, 47(3), 485–496.
- Hauser, J. R., & Wernerfelt, B. (1990). An evaluation cost model of consideration sets. *Journal of consumer research*, 16(4), 393–408.
- Hébert, B., & Woodford, M. (2017). *Rational inattention and sequential information sampling* (Tech. Rep.). National Bureau of Economic Research.
- Jacobellis v. ohio*. (1964). Retrieved from <https://www.law.cornell.edu/supremecourt/text/378/184>
- Lange, K. (2013). *Optimization* (Second Edition ed.; G. Casella, I. Olkin, & S. Fienberg, Eds.). Springer.
- Manzini, P., & Mariotti, M. (2012). Choice by lexicographic semiorders. *Theoretical Economics*, 7(1), 1–23.
- Manzini, P., & Mariotti, M. (2014). Stochastic choice and consideration sets. *Econometrica*, 82(3), 1153–1176.
- Masatlioglu, Y., Nakajima, D., & Ozbay, E. Y. (2012). Revealed attention. *The American Economic Review*, 2183–2205.
- Matějka, F., & McKay, A. (2015). Rational inattention to discrete choices: A new foundation for the multinomial logit model. *American Economic Review*, 105(1), 272–98.
- Morris, S., & Strack, P. (2019). The wald problem and the relation of sequential sampling and ex-ante information costs.
- Morris, S., & Yang, M. (2016). Coordination and continuous choice. *Working paper*.
- Noguchi, T., & Stewart, N. (2014). In the attraction, compromise, and similarity effects, alternatives are repeatedly compared in pairs on single dimensions. *Cognition*, 132(1), 44–56.
- Noguchi, T., & Stewart, N. (2018). Multialternative decision by sampling: A model of decision making constrained by process data. *Psychological review*, 125(4), 512.

- Payne, J. W. (1976). Task complexity and contingent processing in decision making: An information search and protocol analysis. *Organizational behavior and human performance*, 16(2), 366–387.
- Pomatto, L., Strack, P., & Tamuz, O. (2019). The cost of information.
- Shannon, C. E. (1948). A mathematical theory of communication. *The Bell System Technical Journal*, 27(3), 379–423.
- Sims, C. A. (2003). Implications of rational inattention. *Journal of monetary Economics*, 50(3), 665–690.
- Steiner, J., Stewart, C., & Matějka, F. (2017). Rational inattention dynamics: Inertia and delay in decision-making. *Econometrica*, 85(2), 521–553.
- Stewart, N., Chater, N., & Brown, G. D. (2006). Decision by sampling. *Cognitive psychology*, 53(1), 1–26.
- Train, K. E. (2009). *Discrete choice methods with simulation*. Cambridge university press.
- Tversky, A. (1969). Intransitivity of preferences. *Psychological review*, 76(1), 31.
- Woodford, M. (2014). Stochastic choice: An optimizing neuroeconomic model. *American Economic Review*, 104(5), 495–500.

Appendix 1

Proof of Lemma 1. If \mathcal{P}^b is a binary partition, then the only learning strategy S such that $\sigma(S) = \sigma(\mathcal{P}^b)$, is $S = (\mathcal{P}^b)$. Thus, for any μ , all learning strategies S such that $\sigma(S) = \sigma(\mathcal{P}^b)$ have the same expected cost $C(S, \mu) = C(\mathcal{P}^b, \mu)$. ■

Proof of Lemma 2. Since $\mathcal{P}_i = (A_1, \dots, A_m)$ is learning strategy invariant, if $\mathcal{P}_j = (A_1^j, \dots, A_{m_j}^j)$ is another partition such that $\mathcal{P}_j \neq \mathcal{P}_i$, and $\sigma(\mathcal{P}_j, \mathcal{P}_i) = \sigma(\mathcal{P}_i)$, then \mathcal{P}_j is also learning strategy invariant due to [Axiom 1](#). Further, [Axiom 1](#) and [Axiom 5](#) tell us:

$$\begin{aligned} C(\mathcal{P}_i, \mu) &= C(\mathcal{P}_j, \mu) + \mathbb{E}[C(\mathcal{P}_i, \mu(\cdot|\mathcal{P}_j(\omega)))] = C(\mathcal{P}_i, \mu) + \mathbb{E}[C(\mathcal{P}_j, \mu(\cdot|\mathcal{P}_i(\omega)))] \\ &\implies \lambda_j c(\mu(A_1^j), \dots, \mu(A_{m_j}^j)) + \mathbb{E}[\lambda_i c(\mu(A_1|\mathcal{P}_j(\omega)), \dots, \mu(A_m|\mathcal{P}_j(\omega)))] \\ &= \lambda_i c(\mu(A_1), \dots, \mu(A_m)) + \mathbb{E}[\lambda_j c(\mu(A_1^j|\mathcal{P}_i(\omega)), \dots, \mu(A_{m_j}^j|\mathcal{P}_i(\omega)))] \end{aligned}$$

Since this is true for all μ , it is true if μ assigns probability $1/2$ to two events in each of \mathcal{P}_i and \mathcal{P}_j such that knowing the realized event of one of \mathcal{P}_i and \mathcal{P}_j tells you the realized event of the other. Thus:

$$\lambda_i c(1/2, 1/2) + \lambda_j c(1) = \lambda_j c(1/2, 1/2) + \lambda_i c(1).$$

Then, since [Axiom 3](#) implies $c(1) < c(1/2, 1/2)$, it must be that $\lambda_i = \lambda_j$. Since this is true for all such \mathcal{P}_j , the function c satisfies Shannon's (1948) Axiom 3, as well as [Axiom 2](#), [Axiom 3](#), [Axiom 4](#), and [Axiom 5](#).

The rest of the proof follows the work of [Shannon \(1948\)](#) closely. Define h so $h(n) \equiv c(1/n, \dots, 1/n)$. Shannon's (1948) Axiom 3 implies $h(s^m) = m \cdot h(s)$, which is reminiscent of logarithms. Given arbitrarily small $\epsilon > 0$, and integers s and t , pick n and m so that $2/n < \epsilon$, and $s^m \leq t^n < s^{m+1}$. So:

$$m \log(s) \leq n \log(t) < (m+1) \log(s) \implies \frac{m}{n} \leq \frac{\log(t)}{\log(s)} < \frac{m+1}{n} \implies \left| \frac{m}{n} - \frac{\log(t)}{\log(s)} \right| < \frac{1}{n}.$$

[Axiom 3](#) then tell us:

$$h(s^m) \leq h(t^n) < h(s^{m+1}) \implies m \cdot h(s) \leq n \cdot h(t) < (m+1)h(s) \implies \frac{m}{n} \leq \frac{h(t)}{h(s)} < \frac{m+1}{n} \implies \left| \frac{m}{n} - \frac{h(t)}{h(s)} \right| < \frac{1}{n}.$$

All of this tells us:

$$\left| \frac{h(t)}{h(s)} - \frac{\log(t)}{\log(s)} \right| < \epsilon,$$

and thus $h(n) = K \log(n)$, where K must be a positive constant to satisfy [Axiom 3](#). In our context it is without loss to assume $K = 1$, since we can just rescale the associated multiplier λ_i for each learning strategy invariant partition \mathcal{P}_i .

Let $p_i = \mu(A_i)$ for each $A_i \in \mathcal{P}_i$. Suppose, for now, that each p_i is a rational number. Then there exists

integers n_1, \dots, n_m , such that for all $i \in \{1, \dots, m\}$ we have:

$$p_i = \frac{n_i}{\sum_{j=1}^m n_j}.$$

Our interpretation is that we have a uniform distribution over $\sum_i n_i$ equally likely states, and the chance of the event which happens with probability p_i is the chance of one of the n_i associated states occurring. Then using Shannon's Axiom 3:

$$\begin{aligned} c\left(\frac{1}{\sum_i n_i}, \dots, \frac{1}{\sum_i n_i}\right) &= h\left(\sum_{i=1}^m n_i\right) = \log\left(\sum_{i=1}^m n_i\right) = c(p_1, \dots, p_m) + \sum_{i=1}^m p_i \log(n_i), \\ \implies c(p_1, \dots, p_m) &= \log\left(\sum_{i=1}^m n_i\right) - \sum_{i=1}^m p_i \log(n_i) = \sum_{j=1}^m \left(p_j \log\left(\sum_{i=1}^m n_i\right)\right) - \sum_{i=1}^m p_i \log(n_i) \\ &= - \sum_{i=1}^m p_i \log\left(\frac{n_i}{\sum_j n_j}\right) = - \sum_{i=1}^m p_i \log(p_i) = \mathcal{H}(\mathcal{P}_i, \mu), \end{aligned}$$

where \mathcal{H} is defined as in equation (1). If any of the p_i are irrational, then the density of the rationals and [Axiom 4](#) can be used to get the same result. The learning strategy invariance of \mathcal{P}_i , and [Axiom 5](#), thus give us:

$$C^*(\mathcal{P}_i, \mu) = C(\mathcal{P}_i, \mu) = \lambda_i c(\mu(A_1^i), \dots, \mu(A_{m_i}^i)) = \lambda_i \mathcal{H}(\mathcal{P}_i, \mu). \blacksquare$$

Mutual Information

Consider two partitions \mathcal{P}_1 and \mathcal{P}_2 . Given some probability measure μ , define the **mutual information** between \mathcal{P}_1 and \mathcal{P}_2 , denoted $I(\mathcal{P}_1, \mathcal{P}_2, \mu)$, to be:

$$I(\mathcal{P}_1, \mathcal{P}_2, \mu) = \sum_{a_1 \in \mathcal{P}_1} \sum_{a_2 \in \mathcal{P}_2} \mu(a_1 \cap a_2) \log\left(\frac{\mu(a_1 \cap a_2)}{\mu(a_1)\mu(a_2)}\right)$$

Then, as is well known in the literature:

$$\begin{aligned} \mathcal{H}(\times\{\mathcal{P}_i\}_{i=1}^2, \mu) &= \mathcal{H}(\mathcal{P}_1, \mu) + \mathcal{H}(\mathcal{P}_2, \mu) - I(\mathcal{P}_1, \mathcal{P}_2, \mu) \\ &= \mathbb{E}[\mathcal{H}(\mathcal{P}_1, \mu(\cdot|\mathcal{P}_2(\omega)))] + I(\mathcal{P}_1, \mathcal{P}_2, \mu) + \mathbb{E}[\mathcal{H}(\mathcal{P}_2, \mu(\cdot|\mathcal{P}_1(\omega)))] \\ &\quad \parallel \qquad \qquad \qquad \parallel \\ &\quad \mathcal{H}(\mathcal{P}_1, \mu) - I(\mathcal{P}_1, \mathcal{P}_2, \mu) \qquad \qquad \mathcal{H}(\mathcal{P}_2, \mu) - I(\mathcal{P}_1, \mathcal{P}_2, \mu) \\ &= \mathcal{H}(\mathcal{P}_1, \mu) + \mathbb{E}[\mathcal{H}(\mathcal{P}_2, \mu(\cdot|\mathcal{P}_1(\omega)))] = \mathcal{H}(\mathcal{P}_2, \mu) + \mathbb{E}[\mathcal{H}(\mathcal{P}_1, \mu(\cdot|\mathcal{P}_2(\omega)))] \end{aligned}$$

and note that the strict concavity of \mathcal{H} means that $I(\mathcal{P}_1, \mathcal{P}_2, \mu) \geq 0$.

Mutual information can be thought of as the information that is double counted if one were to compute the total uncertainty about the outcome of \mathcal{P}_1 and \mathcal{P}_2 by simply adding up the uncertainty about the outcome

of \mathcal{P}_1 and the uncertainty about the outcome of \mathcal{P}_2 . When the mutual information increases and the individual uncertainty about the outcome of \mathcal{P}_1 and the outcome of \mathcal{P}_2 are held constant the total uncertainty about the outcome of \mathcal{P}_1 and \mathcal{P}_2 decreases because the amount that remains to be learned after observing one of the outcomes of either \mathcal{P}_1 or \mathcal{P}_2 decreases.

Mutual information can be acquired by learning the value of either \mathcal{P}_1 or \mathcal{P}_2 . When we think of an agent that is trying to acquire information in an efficient fashion, we should always envision them acquiring mutual information from the cheapest source, by learning about whichever of \mathcal{P}_1 and \mathcal{P}_2 has the lowest associated multiplier. This logic is formalized by the result in [Lemma 4](#).

Lemma 4. If C satisfies our five axioms, and $S^b = \{\mathcal{P}_1^b, \dots, \mathcal{P}_i^b, \mathcal{P}_{i+1}^b, \dots, \mathcal{P}_m^b\}$ and $\tilde{S}^b = \{\mathcal{P}_1^b, \dots, \mathcal{P}_{i+1}^b, \mathcal{P}_i^b, \dots, \mathcal{P}_m^b\}$ are two binary learning strategies such that \mathcal{P}_i^b and \mathcal{P}_{i+1}^b 's associated multipliers are ordered $\lambda_i \geq \lambda_{i+1}$, then for all probability measures μ :

$$C(S^b, \mu) \geq C(\tilde{S}^b, \mu).$$

Proof. For all realizations of $\cap_{j=1}^{i-1} \mathcal{P}_j^b(\omega)$:

$$\begin{aligned} C((\mathcal{P}_i^b, \mathcal{P}_{i+1}^b), \mu(\cdot | \cap_{j=1}^{i-1} \mathcal{P}_j^b(\omega))) &= \lambda_i \mathcal{H}(\mathcal{P}_i^b, \mu(\cdot | \cap_{j=1}^{i-1} \mathcal{P}_j^b(\omega))) + \lambda_{i+1} \mathbb{E}[\mathcal{H}(\mathcal{P}_{i+1}^b, \mu(\cdot | \cap_{j=1}^i \mathcal{P}_j^b(\omega)))] \\ &= \lambda_i \mathcal{H}(\mathcal{P}_i^b, \mu(\cdot | \cap_{j=1}^{i-1} \mathcal{P}_j^b(\omega))) + \lambda_{i+1} \left(\mathcal{H}(\mathcal{P}_{i+1}^b, \mu(\cdot | \cap_{j=1}^{i-1} \mathcal{P}_j^b(\omega))) - I(\mathcal{P}_i^b, \mathcal{P}_{i+1}^b, \mu(\cdot | \cap_{j=1}^{i-1} \mathcal{P}_j^b(\omega))) \right) \\ &\geq \lambda_i \left(\mathcal{H}(\mathcal{P}_i^b, \mu(\cdot | \cap_{j=1}^{i-1} \mathcal{P}_j^b(\omega))) - I(\mathcal{P}_i^b, \mathcal{P}_{i+1}^b, \mu(\cdot | \cap_{j=1}^{i-1} \mathcal{P}_j^b(\omega))) \right) + \lambda_{i+1} \mathcal{H}(\mathcal{P}_{i+1}^b, \mu(\cdot | \cap_{j=1}^{i-1} \mathcal{P}_j^b(\omega))) \\ &= \lambda_{i+1} \mathcal{H}(\mathcal{P}_{i+1}^b, \mu(\cdot | \cap_{j=1}^{i-1} \mathcal{P}_j^b(\omega))) + \lambda_i \mathbb{E}[\mathcal{H}(\mathcal{P}_i^b, \mu(\cdot | (\cap_{j=1}^{i-1} \mathcal{P}_j^b(\omega)) \cap \mathcal{P}_{i+1}^b(\omega)))] = C((\mathcal{P}_{i+1}^b, \mathcal{P}_i^b), \mu(\cdot | \cap_{j=1}^{i-1} \mathcal{P}_j^b(\omega))). \end{aligned}$$

It is thus always weakly cheaper in expectation to have \mathcal{P}_{i+1} before \mathcal{P}_i since switching their order does not change the expected cost of implementing the binary partitions before or after the pair. ■

Proof of Theorem 1. Given some probability measure μ , suppose S^b is a binary learning strategy such that $\sigma(S^b) = \mathcal{F}$, and $C(S^b, \mu) = C^*(\Omega, \mu)$. We know such binary learning strategy exists whenever C satisfies [Axiom 2](#). We may assume that if \mathcal{P}_i^b and \mathcal{P}_{i+1}^b are in S^b with associated multipliers λ_i and λ_{i+1} , that $\lambda_i \leq \lambda_{i+1}$. If not, then their order can be reversed and the resultant strategy is weakly less costly, as is shown in [Lemma 4](#).

If for any $j \in \{1, \dots, M\}$, multiplier λ_j 's associated binary partitions $\mathcal{P}_i^b, \dots, \mathcal{P}_{i+k}^b$ in S^b are such that $\sigma(\mathcal{P}_i^b, \dots, \mathcal{P}_{i+k}^b) \neq \sigma(\mathcal{P}_{\lambda_j}^b)$, then there are binary partitions $\mathcal{P}_{m+1}^b, \dots, \mathcal{P}_{m+l}^b$ with associated multiplier λ_j , such that $\sigma(\mathcal{P}_i^b, \dots, \mathcal{P}_{i+k}^b, \mathcal{P}_{m+1}^b, \dots, \mathcal{P}_{m+l}^b) = \sigma(\mathcal{P}_{\lambda_j}^b)$. $\mathcal{P}_{m+1}^b, \dots, \mathcal{P}_{m+l}^b$ can be appended to the end of S^b , and the resultant strategy \tilde{S}^b is also such that $C(\tilde{S}^b, \mu) = C^*(\Omega, \mu)$. This is true since each appended binary partition has an expected cost of zero, since $\sigma(S^b) = \mathcal{F}$. [Lemma 4](#) then implies that if we reorder \tilde{S}^b so that the new learning strategy \hat{S}^b 's binary partitions are ordered by their multipliers, then: $C(\hat{S}^b, \mu) = C^*(\Omega, \mu)$. We can thus assume that S^b is such that for any $j \in \{1, \dots, M\}$ multiplier λ_j 's associated binary partitions $\mathcal{P}_i^b, \dots, \mathcal{P}_{i+k}^b$ in S^b are such that $\sigma(\mathcal{P}_i^b, \dots, \mathcal{P}_{i+k}^b) = \sigma(\mathcal{P}_{\lambda_j}^b)$.

For each $j \in \{1, \dots, M\}$ we thus have that if all binary partitions $\mathcal{P}_i^b, \dots, \mathcal{P}_{i+k}^b$ in S^b with multiplier λ_j

are taken together that:

$$\begin{aligned}\mathbb{E}[C((\mathcal{P}_i^b, \dots, \mathcal{P}_{i+k}^b), \mu(\cdot | \cap_{t=1}^{i-1} \mathcal{P}_t^b(\omega)))] &= \mathbb{E}\left[\sum_{l=i}^{i+k} \lambda_j \mathcal{H}(\mathcal{P}_l^b, \mu(\cdot | \cap_{t=1}^{l-1} \mathcal{P}_t^b(\omega)))\right] \\ &= \mathbb{E}[\lambda_j \mathcal{H}(\mathcal{P}_{\lambda_j}, \mu(\cdot | \cap_{t=1}^{i-1} \mathcal{P}_t^b(\omega)))] = \mathbb{E}[\lambda_j \mathcal{H}(\mathcal{P}_{\lambda_j}, \mu(\cdot | \cap_{t=1}^{j-1} \mathcal{P}_{\lambda_t}(\omega)))].\end{aligned}$$

Where the second equality holds due to the properties of \mathcal{H} . This procedure can be carried out for all μ . Thus:

$$C^*(\Omega, \mu) = C(S^b, \mu) = \lambda_1 \mathcal{H}(\mathcal{P}_{\lambda_1}, \mu) + \mathbb{E}\left[\lambda_2 \mathcal{H}(\mathcal{P}_{\lambda_2}, \mu(\cdot | \mathcal{P}_{\lambda_1}(\omega))) + \dots + \lambda_M \mathcal{H}(\mathcal{P}_{\lambda_M}, \mu(\cdot | \cap_{i=1}^{M-1} \mathcal{P}_{\lambda_i}(\omega)))\right]. \blacksquare$$

Appendix 2

Proof of Lemma 3. In Lemma 3, we show that we can rewrite the agent's problem in terms of selecting the choice probabilities described in equations (4), (5), and (6). To do this, we first establish several other lemmas. In Lemma 5, we show that $C^*(\Omega, \mu)$ is a strictly concave function of μ . This is a commonly known property of Shannon Entropy, but needs to be established for C^* . This implies that \mathbf{C} is strictly convex. We then show, in Lemma 6, that, given the convexity of \mathbf{C} , any selected action is associated with a particular posterior probability. This is desirable because it allows us to reduce the strategies considered to recommendation strategies. That is, we are able to focus on signals that are simply a recommendation of an option. In Lemma 7, we show that we may rewrite the cost function in terms of the choice probabilities in equations (4), (5), and (6).

Lemma 5. $C^*(\Omega, \mu)$ is a strictly concave function of μ . Namely, if there are probability measures μ_a , and μ_b , such that $\mu = \alpha\mu_a + (1 - \alpha)\mu_b$ for some $\alpha \in (0, 1)$, and $\mu_a \neq \mu_b$, then:

$$C^*(\Omega, \mu) > \alpha C^*(\Omega, \mu_a) + (1 - \alpha) C^*(\Omega, \mu_b).$$

Proof. For each probability measure μ , $i \in \{1, \dots, M\}$, and realization of $\cap_{j=1}^{i-1} \mathcal{P}_{\lambda_j}(\omega)$, the strict concavity of Shannon Entropy (Matějka & McKay, 2015; Caplin et al., 2017) implies:

$$\mathcal{H}(\mathcal{P}_{\lambda_i}, \mu(\cdot | \cap_{j=1}^{i-1} \mathcal{P}_{\lambda_j}(\omega))) \geq \alpha \mathcal{H}(\mathcal{P}_{\lambda_i}, \mu_a(\cdot | \cap_{j=1}^{i-1} \mathcal{P}_{\lambda_j}(\omega))) + (1 - \alpha) \mathcal{H}(\mathcal{P}_{\lambda_i}, \mu_b(\cdot | \cap_{j=1}^{i-1} \mathcal{P}_{\lambda_j}(\omega))).$$

The inequality is also strict for at least one $i \in \{1, \dots, M\}$ since $\mu_a \neq \mu_b$. The desired result thus follows from Theorem 1. \blacksquare

Lemma 6. If action $n \in \mathcal{N}$ is selected with positive probability, $\Pr(n) > 0$, as the outcome of information strategy F with is a solution to (2) subject to (3), then there exists a posterior belief B_n such that $F(\omega|s) = B_n$ with probability one whenever n is selected.

Proof. It is impossible that there are two distinct sets of signals S_n^1 and S_n^2 which are observed with strictly positive probability, both of which lead to the selection of n , and induce different posteriors $F(\omega|s_1) \neq F(\omega|s_2)$ for $s_1 \in S_n^1$ and $s_2 \in S_n^2$. C^* is strictly concave, so the agent could thus do better by replacing their original

information strategy F with a new information strategy \tilde{F} which is identical to F except the signals in S_n^1 and S_n^2 are replaced by s_0 : $\forall \omega \in \Omega$ let $\tilde{F}(s_0|\omega) = \frac{\int_{s \in S_n^1} F(s|\omega)\mu(\omega)}{\sum_{s \in S_n^1} \int_{s \in S_n^2} F(s|\omega)\mu(\omega)} + \frac{\int_{s \in S_n^2} F(s|\omega)\mu(\omega)}{\sum_{s \in S_n^2} \int_{s \in S_n^1} F(s|\omega)\mu(\omega)}$. This is true because payoffs are linear, and the law of iterated expectations implies the agent still picks n after s_0 is realized since $\forall \nu \in \mathcal{N}$:

$$\begin{aligned} \mathbb{E}_{\tilde{F}}[\mathbf{v}_n(\omega)|s_0] &= \frac{\sum_{\omega \in \Omega} \int_{s \in S_n^1} F(s|\omega)\mu(\omega)}{\sum_{\omega \in \Omega} \left(\int_{s \in S_n^1} F(s|\omega)\mu(\omega) + \int_{s \in S_n^2} F(s|\omega)\mu(\omega) \right)} \mathbb{E}_F[\mathbf{v}_n(\omega)|s \in S_n^1] \\ &\quad + \frac{\sum_{\omega \in \Omega} \int_{s \in S_n^2} F(s|\omega)\mu(\omega)}{\sum_{\omega \in \Omega} \left(\int_{s \in S_n^1} F(s|\omega)\mu(\omega) + \int_{s \in S_n^2} F(s|\omega)\mu(\omega) \right)} \mathbb{E}_F[\mathbf{v}_n(\omega)|s \in S_n^2] \\ &\geq \frac{\sum_{\omega \in \Omega} \int_{s \in S_n^1} F(s|\omega)\mu(\omega)}{\sum_{\omega \in \Omega} \left(\int_{s \in S_n^1} F(s|\omega)\mu(\omega) + \int_{s \in S_n^2} F(s|\omega)\mu(\omega) \right)} \mathbb{E}_F[\mathbf{v}_\nu(\omega)|s \in S_n^1] \\ &\quad + \frac{\sum_{\omega \in \Omega} \int_{s \in S_n^2} F(s|\omega)\mu(\omega)}{\sum_{\omega \in \Omega} \left(\int_{s \in S_n^1} F(s|\omega)\mu(\omega) + \int_{s \in S_n^2} F(s|\omega)\mu(\omega) \right)} \mathbb{E}_F[\mathbf{v}_\nu(\omega)|s \in S_n^2] = \mathbb{E}_{\tilde{F}}[\mathbf{v}_\nu(\omega)|s_0]. \blacksquare \end{aligned}$$

Lemma 7. The cost of information for a given strategy in equation (2) can be written:

$$\begin{aligned} \mathbf{C}(F(s, \omega), \mu) &= \mathbf{C}(\mathbb{P}, \mu) = \sum_{\omega \in \Omega} \mu(\omega) \sum_{n \in \mathcal{N}} \left(-\lambda_1 \Pr(n) \log(\Pr(n)) - (\lambda_2 - \lambda_1) \Pr(n|\mathcal{P}_{\lambda_1}(\omega)) \log(\Pr(n|\mathcal{P}_{\lambda_1}(\omega))) \right. \\ &\quad \left. - (\lambda_3 - \lambda_2) \Pr(n|\mathcal{P}_{\lambda_1}(\omega) \cap \mathcal{P}_{\lambda_2}(\omega)) \log(\Pr(n|\mathcal{P}_{\lambda_1}(\omega) \cap \mathcal{P}_{\lambda_2}(\omega))) \right. \\ &\quad \left. - \dots - (\lambda_M - \lambda_{M-1}) \Pr(n|\cap_{i=1}^{M-1} \mathcal{P}_{\lambda_i}(\omega)) \log(\Pr(n|\cap_{i=1}^{M-1} \mathcal{P}_{\lambda_i}(\omega))) + \lambda_M \Pr(n|\omega) \log(\Pr(n|\omega)) \right). \end{aligned}$$

Proof. Let $\mathcal{P}_s = (S_1, \dots, S_n)$ denote a partition of the space of signals the agent may receive. We then have:

$$\mathbf{C}(F(s, \omega), \mu) = \mathbb{E}[C^*(\Omega, \mu) - C^*(\Omega, \mu(\cdot|s))]$$

$$= \mathbb{E} \left[\lambda_1 \left(\mathcal{H}(\mathcal{P}_{\lambda_1}, \mu) - \mathcal{H}(\mathcal{P}_{\lambda_1}, \mu(\cdot|s)) \right) \right] \quad (11)$$

$$+ \dots + \lambda_M \left(\mathcal{H}(\mathcal{P}_{\lambda_M}, \mu(\cdot|\cap_{i=1}^{M-1} \mathcal{P}_{\lambda_i}(\omega))) - \mathcal{H}(\mathcal{P}_{\lambda_M}, \mu(\cdot|\cap_{i=1}^{M-1} \mathcal{P}_{\lambda_i}(\omega), s)) \right) \Big]$$

$$= \mathbb{E} \left[\lambda_1 \left(\mathcal{H}(\mathcal{P}_s, F(s)) - \mathcal{H}(\mathcal{P}_s, F(s|\mathcal{P}_{\lambda_1}(\omega))) \right) \right] \quad (12)$$

$$+ \dots + \lambda_M \left(\mathcal{H}(\mathcal{P}_s, F(s|\cap_{i=1}^{M-1} \mathcal{P}_{\lambda_i}(\omega))) - \mathcal{H}(\mathcal{P}_s, F(s|\cap_{i=1}^M \mathcal{P}_{\lambda_i}(\omega))) \right) \Big]$$

$$\begin{aligned}
&= \mathbb{E} \left[\lambda_1 \mathcal{H}(\mathcal{P}_s, F(s)) + (\lambda_2 - \lambda_1) \mathcal{H}(\mathcal{P}_s, F(s | \mathcal{P}_{\lambda_1}(\omega))) \right. \\
&\quad \left. + \dots + (\lambda_M - \lambda_{M-1}) \mathcal{H}(\mathcal{P}_s, F(s | \cap_{i=1}^{M-1} \mathcal{P}_{\lambda_i}(\omega))) - \lambda_M \mathcal{H}(\mathcal{P}_s, F(s | \cap_{i=1}^M \mathcal{P}_{\lambda_i}(\omega))) \right] \\
&= \sum_{\omega \in \Omega} \mu(\omega) \sum_{n \in \mathcal{N}} \left(-\lambda_1 \Pr(n) \log(\Pr(n)) - (\lambda_2 - \lambda_1) \Pr(n | \mathcal{P}_{\lambda_1}(\omega)) \log(\Pr(n | \mathcal{P}_{\lambda_1}(\omega))) \right. \\
&\quad \left. - (\lambda_3 - \lambda_2) \Pr(n | \mathcal{P}_{\lambda_1}(\omega) \cap \mathcal{P}_{\lambda_2}(\omega)) \log(\Pr(n | \mathcal{P}_{\lambda_1}(\omega) \cap \mathcal{P}_{\lambda_2}(\omega))) \right. \\
&\quad \left. - \dots - (\lambda_M - \lambda_{M-1}) \Pr(n | \cap_{i=1}^{M-1} \mathcal{P}_{\lambda_i}(\omega)) \log(\Pr(n | \cap_{i=1}^{M-1} \mathcal{P}_{\lambda_i}(\omega))) + \lambda_M \Pr(n | \omega) \log(\Pr(n | \omega)) \right).
\end{aligned}$$

The equality of (11) and (12) follows from the symmetry of mutual information, defined in [Appendix 1](#). ■

We now resume our proof of [Lemma 3](#). For each $n \in \mathcal{N}$, let s_n denote some signal in S_n . Then notice:

$$\begin{aligned}
\sum_{\omega \in \Omega} \int_s V(s) F(ds | \omega) \mu(\omega) &= \sum_{n \in \mathcal{N}} V(s_n) \int_{s \in S_n} \sum_{\omega \in \Omega} F(ds | \omega) \mu(\omega) \\
&= \sum_{n \in \mathcal{N}} V(s_n) \Pr(n) = \sum_{n \in \mathcal{N}} \sum_{\omega \in \Omega} \mathbf{v}_n(\omega) F(\omega | s_n) \Pr(n) \\
&= \sum_{n \in \mathcal{N}} \sum_{\omega \in \Omega} \mathbf{v}_n(\omega) \Pr(n | \omega) \mu(\omega)
\end{aligned}$$

Where the last step follows from the fact that $\Pr(X|Y)\Pr(Y) = \Pr(Y|X)\Pr(X)$. We now proceed with two proofs by contradiction. First, assume that (F, a) is a solution to (2) subject to (3), which achieves expected utility U_1 , and let \mathbb{P} be the choice probabilities induced by it. Assume that \mathbb{P} is not a solution to (7) subject to (8) and (9), and thus there is a $\tilde{\mathbb{P}}$ which satisfies (8) and (9) and achieves expected utility $U_2 > U_1$. However, a strategy pairing (\tilde{F}, \tilde{a}) can be created that generates $\tilde{\mathbb{P}}$. For instance, for each of N distinct signals s_n , let $\tilde{a}(\tilde{F}(\omega | s_n)) \equiv n$, and let $\tilde{F}(s_n, \omega) = \tilde{\Pr}(n | \omega) \mu(\omega) \forall \omega$ so that (3) is satisfied. This is impossible though as then (\tilde{F}, \tilde{a}) achieves $U_2 > U_1$ and (F, a) cannot have been optimal.

Similarly, assume that \mathbb{P} is a solution to (7) subject to (8) and (9), which achieves expected utility U_3 and but is not induced by a solution to 2 subject to (3). That is there is a \tilde{F} which satisfies (3) and achieves $U_4 > U_3$. This means, however, that $\tilde{\Pr}(n | \omega) = \frac{\tilde{F}(s_n, \omega)}{\mu(\omega)}$ also achieves U_4 , which is impossible as \mathbb{P} was supposedly optimal and $\tilde{\mathbb{P}}$ satisfies (8) and (9). ■

Proof of Theorem 2. The Lagrangian for the above problem can be written:

$$\mathcal{L} = \sum_{n \in \mathcal{N}} \sum_{\omega \in \Omega} \mathbf{v}_n(\omega) \Pr(n | \omega) \mu(\omega) - \mathbf{C}(\mathbb{P}, \mu) + \sum_{n \in \mathcal{N}} \sum_{\omega \in \Omega} \xi_n(\omega) \Pr(n | \omega) \mu(\omega) - \sum_{\omega \in \Omega} \gamma(\omega) \left(\sum_{n \in \mathcal{N}} \Pr(n | \omega) - 1 \right) \mu(\omega)$$

Where $\xi_n(\omega) \geq 0$ are the Lagrange multipliers for (8), and $\gamma(\omega)$ are the multipliers for (9). If $\Pr(n) = 0$, then $\Pr(n | \omega) = 0 \forall \omega \in \Omega$. If $\Pr(n | \cap_{i=1}^m \mathcal{P}_{\lambda_i}(\omega)) = 0$ for some $m \in \{1, \dots, M-1\}$, then $\Pr(n | \omega) = 0 \forall \omega$. If $\Pr(n) > 0$,

and $\Pr(n|\cap_{i=1}^m \mathcal{P}_{\lambda_i}(\omega)) > 0$, $\forall m \in \{1, \dots, M-1\}$, then the first order condition with respect to $\Pr(n|\omega)$ implies:

$$\begin{aligned} & \mathbf{v}_n(\omega) + \lambda_1(1 + \log \Pr(n)) + (\lambda_2 - \lambda_1)(1 + \log \Pr(n|\mathcal{P}_{\lambda_1}(\omega))) \\ & + \dots + (\lambda_M - \lambda_{M-1})(1 + \log \Pr(n|\cap_{i=1}^{M-1} \mathcal{P}_{\lambda_i}(\omega))) - \lambda_M(1 + \log \Pr(n|\omega)) = \gamma(\omega) - \xi_n(\omega) \end{aligned}$$

which then implies $\Pr(n|\omega) > 0$ and $\xi_n(\omega) = 0$, because if not, and $\Pr(n|\omega) = 0$, then since $\xi_n(\omega) \geq 0$, equality of the first order condition then necessitates $\gamma(\omega) = \infty$. This is impossible, however, since then $\forall \nu \in \mathcal{N}$ their respective first order conditions holding necessitates $\Pr(\nu|\omega) = 0$. This being true $\forall \nu \in \mathcal{N}$ of course then violates (9). Thus, the first order condition implies:

$$\Pr(n|\omega) = \Pr(n)^{\frac{\lambda_1}{\lambda_M}} \Pr(n|\mathcal{P}_{\lambda_1}(\omega))^{\frac{\lambda_2 - \lambda_1}{\lambda_M}} \dots \Pr(n|\cap_{i=1}^{M-1} \mathcal{P}_{\lambda_i}(\omega))^{\frac{\lambda_M - \lambda_{M-1}}{\lambda_M}} e^{\frac{\mathbf{v}_n(\omega)}{\lambda_M}} e^{-\frac{\gamma(\omega)}{\lambda_M}} \quad (13)$$

Plugging (13) into (9), one can solve for $\gamma(\omega)$. Plugging $\gamma(\omega)$ back into (13) achieves the desired result. ■

Proof of Corollary 1. Plug equation (10) into equation (7). ■

Proof of Theorem 3. A fixed effect interpretation of MSSE follows easily from the optimal choice probabilities described in Theorem 2:

$$\begin{aligned} \Pr(n|\omega) &= \frac{\Pr(n)^{\frac{\lambda_1}{\lambda_M}} \Pr(n|\mathcal{P}_{\lambda_1}(\omega))^{\frac{\lambda_2 - \lambda_1}{\lambda_M}} \dots \Pr(n|\cap_{i=1}^{M-1} \mathcal{P}_{\lambda_i}(\omega))^{\frac{\lambda_M - \lambda_{M-1}}{\lambda_M}} e^{\frac{\mathbf{v}_n(\omega)}{\lambda_M}}}{\sum_{\nu \in \mathcal{N}} \Pr(\nu)^{\frac{\lambda_1}{\lambda_M}} \Pr(\nu|\mathcal{P}_{\lambda_1}(\omega))^{\frac{\lambda_2 - \lambda_1}{\lambda_M}} \dots \Pr(\nu|\cap_{i=1}^{M-1} \mathcal{P}_{\lambda_i}(\omega))^{\frac{\lambda_M - \lambda_{M-1}}{\lambda_M}} e^{\frac{\mathbf{v}_\nu(\omega)}{\lambda_M}}} \\ &= \frac{N \Pr(n)^{\frac{\lambda_1}{\lambda_M}} \Pr(n|\mathcal{P}_{\lambda_1}(\omega))^{\frac{\lambda_2 - \lambda_1}{\lambda_M}} \dots \Pr(n|\cap_{i=1}^{M-1} \mathcal{P}_{\lambda_i}(\omega))^{\frac{\lambda_M - \lambda_{M-1}}{\lambda_M}} e^{\frac{\mathbf{v}_n(\omega)}{\lambda_M}}}{N \sum_{\nu \in \mathcal{N}} \Pr(\nu)^{\frac{\lambda_1}{\lambda_M}} \Pr(\nu|\mathcal{P}_{\lambda_1}(\omega))^{\frac{\lambda_2 - \lambda_1}{\lambda_M}} \dots \Pr(\nu|\cap_{i=1}^{M-1} \mathcal{P}_{\lambda_i}(\omega))^{\frac{\lambda_M - \lambda_{M-1}}{\lambda_M}} e^{\frac{\mathbf{v}_\nu(\omega)}{\lambda_M}}} \\ &= \frac{(N \Pr(n))^{\frac{\lambda_1}{\lambda_M}} (N \Pr(n|\mathcal{P}_{\lambda_1}(\omega)))^{\frac{\lambda_2 - \lambda_1}{\lambda_M}} \dots (N \Pr(n|\cap_{i=1}^{M-1} \mathcal{P}_{\lambda_i}(\omega)))^{\frac{\lambda_M - \lambda_{M-1}}{\lambda_M}} e^{\frac{\mathbf{v}_n(\omega)}{\lambda_M}}}{\sum_{\nu \in \mathcal{N}} (N \Pr(\nu))^{\frac{\lambda_1}{\lambda_M}} (N \Pr(\nu|\mathcal{P}_{\lambda_1}(\omega)))^{\frac{\lambda_2 - \lambda_1}{\lambda_M}} \dots (N \Pr(\nu|\cap_{i=1}^{M-1} \mathcal{P}_{\lambda_i}(\omega)))^{\frac{\lambda_M - \lambda_{M-1}}{\lambda_M}} e^{\frac{\mathbf{v}_\nu(\omega)}{\lambda_M}}} \\ &= \frac{e^{\frac{\mathbf{v}_n(\omega) + \lambda_1 \alpha_n^0 + (\lambda_2 - \lambda_1) \alpha_n^1 + \dots + (\lambda_M - \lambda_{M-1}) \alpha_n^{M-1}}{\lambda_M}}}{\sum_{\nu \in \mathcal{N}} e^{\frac{\mathbf{v}_\nu(\omega) + \lambda_1 \alpha_\nu^0 + (\lambda_2 - \lambda_1) \alpha_\nu^1 + \dots + (\lambda_M - \lambda_{M-1}) \alpha_\nu^{M-1}}{\lambda_M}}} \end{aligned}$$

Where $\alpha_\nu^0 = \log(N \Pr(\nu))$, and for $m \in \{1, \dots, M-1\}$ we have $\alpha_\nu^m = \log(N \Pr(\nu|\cap_{i=1}^m \mathcal{P}_{\lambda_i}(\omega)))$. Normalizing the value of the options by λ_M , namely letting $\tilde{v}_n = \frac{\mathbf{v}_n(\omega)}{\lambda_M}$, and defining α_n appropriately, agent choice behavior described by rational inattention with MSSE can then be interpreted as a RU model where each option n has perceived value:

$$u_n = \tilde{v}_n + \frac{\lambda_1}{\lambda_M} \alpha_n^0 + \frac{\lambda_2 - \lambda_1}{\lambda_M} \alpha_n^1 + \dots + \frac{\lambda_M - \lambda_{M-1}}{\lambda_M} \alpha_n^{M-1} + \epsilon_n = \tilde{v}_n + \alpha_n + \epsilon_n$$

The only kind of RU model consistent with this behavior is one where ϵ_n is distributed iid according to a Gumbel distribution (Train, 2009). ■

Proof of Proposition 1. Proposition 1 in this paper is implied by Proposition 1 in Caplin et al. (2018). Proof follows for those that are interested. The Lagrangian for the problem described in Corollary 1 when the set of alternatives is \mathcal{N} is:

$$\mathcal{L} = \left(\sum_{\omega \in \Omega} \log \left(\sum_{n \in \mathcal{N}} \Pr(n) e^{\frac{v_n(\omega)}{\lambda}} \right) \mu(\omega) \right) + \sum_{n \in \mathcal{N}} \xi_n \Pr(n) - \gamma \left(\sum_{n \in \mathcal{N}} \Pr(n) - 1 \right)$$

The objective is concave since payoffs are linear and research costs are convex. The objective is also differentiable. The Karush-Khun Tucker conditions are thus necessary and sufficient for an optimal solution (Lange, 2013). Taking first order conditions with respect to $\Pr(n)$ gives:

$$\sum_{\omega \in \Omega} \left(\frac{e^{\frac{v_n(\omega)}{\lambda}}}{\sum_{\nu \in \mathcal{N}} \Pr(\nu) e^{\frac{v_\nu(\omega)}{\lambda}}} \mu(\omega) \right) + \xi_n = \gamma$$

Further, for each $n \in \mathcal{N}$ with $\Pr(n) > 0$, which there must be at least one of, $\xi_n = 0$ and Theorem 2 implies:

$$\sum_{\omega \in \Omega} \Pr(n|\omega) \mu(\omega) = \Pr(n) \implies \sum_{\omega \in \Omega} \frac{\Pr(n) e^{\frac{v_n(\omega)}{\lambda}}}{\sum_{\nu \in \mathcal{N}} \Pr(\nu) e^{\frac{v_\nu(\omega)}{\lambda}}} \mu(\omega) = \Pr(n) \implies \sum_{\omega \in \Omega} \frac{e^{\frac{v_n(\omega)}{\lambda}}}{\sum_{\nu \in \mathcal{N}} \Pr(\nu) e^{\frac{v_\nu(\omega)}{\lambda}}} \mu(\omega) = 1$$

Which thus implies $\gamma = 1$. If:

$$\sum_{\omega \in \Omega} \left(\frac{e^{\frac{v_x(\omega)}{\lambda}}}{\sum_{\nu \in \mathcal{N}} \Pr(\nu) e^{\frac{v_\nu(\omega)}{\lambda}}} \mu(\omega) \right) > 1$$

then $\Pr(x) = 0$ cannot be optimal since $\xi_x \geq 0$, and thus $\Pr(x) > 0$. Further, if $\Pr(x) = 0$ is optimal, then since $\xi_x \geq 0$, it must be that:

$$\sum_{\omega \in \Omega} \left(\frac{e^{\frac{v_x(\omega)}{\lambda}}}{\sum_{\nu \in \mathcal{N}} \Pr(\nu) e^{\frac{v_\nu(\omega)}{\lambda}}} \mu(\omega) \right) \leq 1 \blacksquare$$

Proof of Proposition 3. The Lagrangian for the problem described in Corollary 1 is:

$$\begin{aligned} \mathcal{L} = & \sum_{\omega \in \Omega} \left(\log \left(\sum_{n=1}^N \Pr(n)^{\frac{\lambda_1}{\lambda_M}} \Pr(n|\mathcal{P}_{\lambda_1}(\omega))^{\frac{\lambda_2 - \lambda_1}{\lambda_M}} \dots \Pr(n|\cap_{i=1}^{M-1} \mathcal{P}_{\lambda_i}(\omega))^{\frac{\lambda_M - \lambda_{M-1}}{\lambda_M}} e^{\frac{v_n(\omega)}{\lambda_M}} \right) \mu(\omega) \right) \\ & + \sum_{A \in \times \{\mathcal{P}_{\lambda_i}\}_{i=1}^{M-1}} \sum_{n \in \mathcal{N}} \xi_n(A) \Pr(n|A) - \sum_{A \in \times \{\mathcal{P}_{\lambda_i}\}_{i=1}^{M-1}} \gamma(A) \left(\sum_{n \in \mathcal{N}} \Pr(n|A) - 1 \right) \end{aligned}$$

Using Theorem 2, the first order condition with respect to $\Pr(n|A)$ for some $A \in \times \{\mathcal{P}_{\lambda_i}\}_{i=1}^{M-1}$ and $\tilde{\omega} \in A$ is then:

$$\left(\sum_{\omega \in \Omega} \frac{\lambda_1 \mu(\cap_{i=1}^{M-1} \mathcal{P}_{\lambda_i}(\tilde{\omega}))}{\lambda_M \Pr(n)} \Pr(n|\omega) \mu(\omega) \right) + \left(\sum_{\omega \in \mathcal{P}_{\lambda_1}(\tilde{\omega})} \frac{(\lambda_2 - \lambda_1) \mu(\cap_{i=1}^{M-1} \mathcal{P}_{\lambda_i}(\tilde{\omega}))}{\lambda_M \Pr(n|\mathcal{P}_{\lambda_1}(\omega)) \mu(\mathcal{P}_{\lambda_1}(\tilde{\omega}))} \Pr(n|\omega) \mu(\omega) \right)$$

$$+ \dots + \left(\sum_{\omega \in \cap_{i=1}^{M-1} \mathcal{P}_{\lambda_i}(\tilde{\omega})} \frac{(\lambda_M - \lambda_{M-1})\mu(\cap_{i=1}^{M-1} \mathcal{P}_{\lambda_i}(\tilde{\omega}))}{\lambda_M \Pr(n | \cap_{i=1}^{M-1} \mathcal{P}_{\lambda_i}(\omega))\mu(\cap_{i=1}^{M-1} \mathcal{P}_{\lambda_i}(\tilde{\omega}))} \Pr(n|\omega)\mu(\omega) \right) + \xi_n(A) = \gamma(A)$$

For $n \in \mathcal{N}$ with $\Pr(n|A) > 0$, which there must be at least one of, $\xi_n(A) = 0$, and:

$$\sum_{\omega \in \Omega} \frac{\lambda_1 \mu(\cap_{i=1}^{M-1} \mathcal{P}_{\lambda_i}(\tilde{\omega}))}{\lambda_M \Pr(n)} \Pr(n|\omega)\mu(\omega) = \frac{\lambda_1 \mu(A)}{\lambda_M},$$

and for for each $m \in \{1, \dots, M-1\}$:

$$\sum_{\omega \in \cap_{i=1}^m \mathcal{P}_{\lambda_i}(\tilde{\omega})} \frac{(\lambda_{m+1} - \lambda_m)\mu(\cap_{i=1}^{M-1} \mathcal{P}_{\lambda_i}(\tilde{\omega}))}{\lambda_M \Pr(n | \cap_{i=1}^m \mathcal{P}_{\lambda_i}(\omega))\mu(\cap_{i=1}^m \mathcal{P}_{\lambda_i}(\tilde{\omega}))} \Pr(n|\omega)\mu(\omega) = \frac{(\lambda_{m+1} - \lambda_m)\mu(A)}{\lambda_M}.$$

This tells us:

$$\gamma(A) = \mu(A) \left(\frac{\lambda_1}{\lambda_M} + \frac{\lambda_2 - \lambda_1}{\lambda_M} + \dots + \frac{\lambda_M - \lambda_{M-1}}{\lambda_M} \right) = \mu(A), \quad \forall A \in \times \{\mathcal{P}_{\lambda_i}\}_{i=1}^{M-1}.$$

The rest of the proof proceeds as a proof by contradiction. Assume there is an alternative $n \in \mathcal{N}$ such that $\Pr(n) > 0$, and $\exists A \in \times \{\mathcal{P}_{\lambda_i}\}_{i=1}^{M-1}$ such that $\Pr(n|A) = 0$. This means for some $\tilde{\omega} \in A$ there is a $m \in \{1, \dots, M-1\}$ such that $\Pr(n | \cap_{i=1}^m \mathcal{P}_{\lambda_i}(\tilde{\omega})) = 0$ and $\Pr(n | \cap_{i=1}^{m-1} \mathcal{P}_{\lambda_i}(\tilde{\omega})) > 0$. The first order condition with respect to $\Pr(n|A)$ is thus:

$$\begin{aligned} & \left(\sum_{\omega \in \Omega} \frac{\lambda_1 \mu(\cap_{i=1}^{M-1} \mathcal{P}_{\lambda_i}(\tilde{\omega}))}{\lambda_M \Pr(n)} \Pr(n|\omega)\mu(\omega) \right) + \left(\sum_{\omega \in \mathcal{P}_{\lambda_1}(\tilde{\omega})} \frac{(\lambda_2 - \lambda_1)\mu(\cap_{i=1}^{M-1} \mathcal{P}_{\lambda_i}(\tilde{\omega}))}{\lambda_M \Pr(n | \mathcal{P}_{\lambda_1}(\omega))\mu(\mathcal{P}_{\lambda_1}(\tilde{\omega}))} \Pr(n|\omega)\mu(\omega) \right) \\ & + \dots + \left(\sum_{\omega \in \cap_{i=1}^{m-1} \mathcal{P}_{\lambda_i}(\tilde{\omega})} \frac{(\lambda_m - \lambda_{m-1})\mu(\cap_{i=1}^{M-1} \mathcal{P}_{\lambda_i}(\tilde{\omega}))}{\lambda_M \Pr(n | \cap_{i=1}^{m-1} \mathcal{P}_{\lambda_i}(\omega))\mu(\cap_{i=1}^{m-1} \mathcal{P}_{\lambda_i}(\tilde{\omega}))} \Pr(n|\omega)\mu(\omega) \right) \\ & + \left(\sum_{\omega \in A} \frac{(\lambda_M - \lambda_m)}{\lambda_M \Pr(n|A)^{\frac{\lambda_1}{\lambda_M}}} \frac{\Pr(n)^{\frac{\lambda_1}{\lambda_M}} \Pr(n | \mathcal{P}_{\lambda_1}(\omega))^{\frac{\lambda_2 - \lambda_1}{\lambda_M}} \dots \Pr(n | \cap_{i=1}^{m-1} \mathcal{P}_{\lambda_i}(\omega))^{\frac{\lambda_m - \lambda_{m-1}}{\lambda_M}} e^{\frac{\mathbf{v}_n(\omega)}{\lambda_M}}}{\sum_{\nu \in \mathcal{N}} \Pr(\nu)^{\frac{\lambda_1}{\lambda_M}} \Pr(\nu | \mathcal{P}_{\lambda_1}(\omega))^{\frac{\lambda_2 - \lambda_1}{\lambda_M}} \dots \Pr(\nu | \cap_{i=1}^{m-1} \mathcal{P}_{\lambda_i}(\omega))^{\frac{\lambda_m - \lambda_{m-1}}{\lambda_M}} e^{\frac{\mathbf{v}_\nu(\omega)}{\lambda_M}}} \mu(\omega) \right) \\ & \cdot \left(\left(\frac{\mu(\cap_{i=1}^{M-1} \mathcal{P}_{\lambda_i}(\tilde{\omega}))}{\mu(\cap_{i=1}^m \mathcal{P}_{\lambda_i}(\tilde{\omega}))} \right)^{\frac{\lambda_{m+1} - \lambda_m}{\lambda_M}} \dots \left(\frac{\mu(\cap_{i=1}^{M-1} \mathcal{P}_{\lambda_i}(\tilde{\omega}))}{\mu(\cap_{i=1}^{M-2} \mathcal{P}_{\lambda_i}(\tilde{\omega}))} \right)^{\frac{\lambda_{M-1} - \lambda_{M-2}}{\lambda_M}} \right) + \xi_n(A) = \mu(A), \end{aligned}$$

which is impossible since $\xi_n(A) \geq 0$, and the last sum is infinite since $\Pr(n|A) = 0$. ■

Proof of Proposition 2. We showed in the proof for Proposition 3 that $\gamma(A) = \mu(A) \forall A \in \times \{\mathcal{P}_{\lambda_i}\}_{i=1}^{M-1}$. The Lagrangian for the problem described in Corollary 1 when the set of alternatives is \mathcal{N} is thus:

$$\begin{aligned} \mathcal{L} = & \left(\sum_{\omega \in \Omega} \log \left(\sum_{n \in \mathcal{N}} \Pr(n)^{\frac{\lambda_1}{\lambda_M}} \Pr(n | \mathcal{P}_{\lambda_1}(\omega))^{\frac{\lambda_2 - \lambda_1}{\lambda_M}} \dots \Pr(n | \cap_{i=1}^{M-1} \mathcal{P}_{\lambda_i}(\omega))^{\frac{\lambda_M - \lambda_{M-1}}{\lambda_M}} e^{\frac{\mathbf{v}_n(\omega)}{\lambda_M}} \right. \right. \\ & \left. \left. + \Pr(x)^{\frac{\lambda_1}{\lambda_M}} \Pr(x | \mathcal{P}_{\lambda_1}(\omega))^{\frac{\lambda_2 - \lambda_1}{\lambda_M}} \dots \Pr(x | \cap_{i=1}^{M-1} \mathcal{P}_{\lambda_i}(\omega))^{\frac{\lambda_M - \lambda_{M-1}}{\lambda_M}} e^{\frac{\mathbf{v}_x(\omega)}{\lambda_M}} \right) \mu(\omega) \right) \end{aligned}$$

$$+ \sum_{A \in \times \{\mathcal{P}_{\lambda_i}\}_{i=1}^{M-1}} \sum_{n \in \tilde{\mathcal{N}}} \xi_n(A) \Pr(n|A) - \sum_{A \in \times \{\mathcal{P}_{\lambda_i}\}_{i=1}^{M-1}} \mu(A) \left(\sum_{n \in \tilde{\mathcal{N}}} \Pr(n|A) - 1 \right)$$

In this case the Karush-Khun-Tucker conditions are necessary, but they are not always sufficient since at corner solutions our objective is not differentiable, even though the partials all exist (Lange, 2013). When considering the validity of a corner where $\Pr(x) = 0$, we must bound away from $\Pr(x) = 0$ and let the difference go to zero to ensure differentiability. $\forall B \in \times \{\mathcal{P}_{\lambda_i}\}_{i=1}^{M-1}$, let $\tilde{\Pr}(x|B) = \epsilon > 0$, and $\forall n \in \mathcal{N}$ let $\tilde{\Pr}(n|B) = \Pr(n|B) - \epsilon/N > 0$. We, assuming without loss that prior to the introduction of x that all options were being considered, and picking ϵ small enough, can then write the Lagrangian:

$$\begin{aligned} \mathcal{L} = & \left(\sum_{\omega \in \Omega} \log \left(\sum_{n \in \tilde{\mathcal{N}}} \tilde{\Pr}(n)^{\frac{\lambda_1}{\lambda_M}} \tilde{\Pr}(n|\mathcal{P}_{\lambda_1}(\omega))^{\frac{\lambda_2 - \lambda_1}{\lambda_M}} \dots \tilde{\Pr}(n|\cap_{i=1}^{M-1} \mathcal{P}_{\lambda_i}(\omega))^{\frac{\lambda_M - \lambda_{M-1}}{\lambda_M}} e^{\frac{\mathbf{v}_n(\omega)}{\lambda_M}} \right) \right. \\ & + \sum_{A \in \times \{\mathcal{P}_{\lambda_i}\}_{i=1}^{M-1}} \sum_{n \in \tilde{\mathcal{N}}} \xi_n(A) \left(\tilde{\Pr}(n|A) - \epsilon \right) - \sum_{A \in \times \{\mathcal{P}_{\lambda_i}\}_{i=1}^{M-1}} \mu(A) \left(\sum_{n \in \tilde{\mathcal{N}}} \tilde{\Pr}(n|A) - 1 \right) \end{aligned}$$

The first order condition with respect to $\Pr(x|B)$ gives:

$$\begin{aligned} & \frac{\lambda_1}{\lambda_M} \left(\sum_{\omega \in \Omega} \frac{e^{\frac{\mathbf{v}_x(\omega)}{\lambda_M}} \mu(B)}{\sum_{n \in \tilde{\mathcal{N}}} \tilde{\Pr}(n)^{\frac{\lambda_1}{\lambda_M}} (\tilde{\Pr}(n|\mathcal{P}_{\lambda_1}(\omega)))^{\frac{\lambda_2 - \lambda_1}{\lambda_M}} \dots (\tilde{\Pr}(n|\cap_{i=1}^{M-1} \mathcal{P}_{\lambda_i}(\omega)))^{\frac{\lambda_M - \lambda_{M-1}}{\lambda_M}} e^{\frac{\mathbf{v}_n(\omega)}{\lambda_M}} \mu(\omega)} \right) \\ & + \frac{\lambda_2 - \lambda_1}{\lambda_M} \left(\sum_{\omega \in \mathcal{P}_{\lambda_1}(\tilde{\omega})} \frac{e^{\frac{\mathbf{v}_x(\omega)}{\lambda_M}} \mu(B)}{\sum_{n \in \tilde{\mathcal{N}}} \tilde{\Pr}(n)^{\frac{\lambda_1}{\lambda_M}} (\tilde{\Pr}(n|\mathcal{P}_{\lambda_1}(\omega)))^{\frac{\lambda_2 - \lambda_1}{\lambda_M}} \dots (\tilde{\Pr}(n|\cap_{i=1}^{M-1} \mathcal{P}_{\lambda_i}(\omega)))^{\frac{\lambda_M - \lambda_{M-1}}{\lambda_M}} e^{\frac{\mathbf{v}_n(\omega)}{\lambda_M}} \mu(\omega|\mathcal{P}_{\lambda_1}(\tilde{\omega}))} \right) \\ & + \dots + \frac{\lambda_M - \lambda_{M-1}}{\lambda_M} \left(\sum_{\omega \in B} \frac{e^{\frac{\mathbf{v}_x(\omega)}{\lambda_M}} \mu(B)}{\sum_{n \in \tilde{\mathcal{N}}} \tilde{\Pr}(n)^{\frac{\lambda_1}{\lambda_M}} (\tilde{\Pr}(n|\mathcal{P}_{\lambda_1}(\omega)))^{\frac{\lambda_2 - \lambda_1}{\lambda_M}} \dots (\tilde{\Pr}(n|\cap_{i=1}^{M-1} \mathcal{P}_{\lambda_i}(\omega)))^{\frac{\lambda_M - \lambda_{M-1}}{\lambda_M}} e^{\frac{\mathbf{v}_n(\omega)}{\lambda_M}} \mu(\omega|B)} \right) \\ & + \xi_x(B) = \mu(B). \end{aligned}$$

Which establishes the desired results when ϵ goes to zero since $\xi_x(B) \geq 0$. ■

Appendix 3

Example 6

Consider an environment where an agent is faced with a screen that shows 100 balls, each of which is either red or blue. The agent is offered a prize which they may either accept (option 1) or reject for a payoff of zero (option 2). The agent is told that if the majority of the balls on the screen are blue then the prize is $y \in \mathbb{R}_{++}$, and if the majority of the balls on the screen are red then the prize is $-y$.

The agent is then told that there is a 1/6 chance that 60 of the balls are blue and 40 of the balls are red

Table 6: Example 6			
State:	ω_1	ω_2	ω_3
Balls in State:	60 Blue & 40 Red	55 Blue & 44 Red	51 Blue & 49 Red
Probability:	1/6	1/6	1/6
Value of selecting option 1:	y	y	y
Value of selecting option 2:	0	0	0

State:	ω_4	ω_5	ω_6
Balls in State:	49 Blue & 51 Red	45 Blue & 55 Red	40 Blue & 60 Red
Probability:	1/6	1/6	1/6
Value of selecting option 1:	$-y$	$-y$	$-y$
Value of selecting option 2:	0	0	0

(prize is y), a 1/6 chance that 55 of the balls are blue and 45 of the balls are red (prize is y), a 1/6 chance that 51 of the balls are blue and 49 of the balls are red (prize is y), a 1/6 chance that 49 of the balls are blue and 51 of the balls are red (prize is $-y$), a 1/6 chance that 45 of the balls are blue and 55 of the balls are red (prize is $-y$), and a 1/6 chance that 40 of the balls are blue and 60 of the balls are red (prize is $-y$). [Table 6](#) describes this environment.

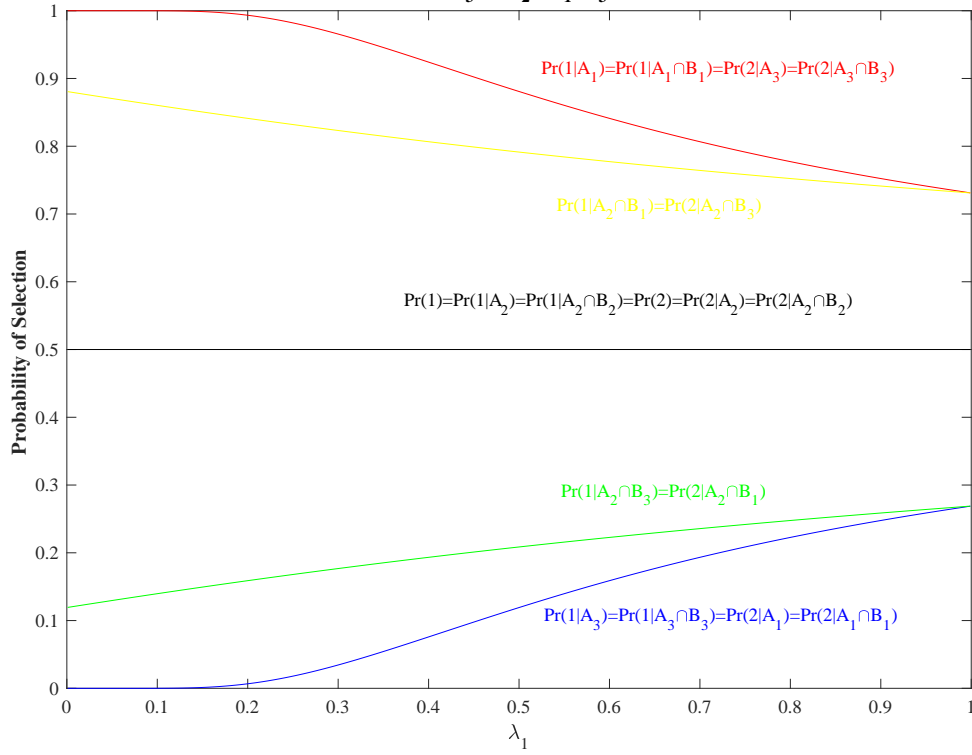
Differentiating between the state where there are 60 blue balls and the state where there are 40 blue balls should be less costly than differentiating between the state where there are 55 blue balls and the state where there are 45 blue balls, which in turn should be less costly than differentiating between the state where there are 51 blue balls and the state where there are 49 blue balls. It should thus be easier for the agent to answer the question ‘Are 60 of the balls blue?’ than it is for them to answer ‘Are 55 or more of the balls blue?’, which in turn should be easier than answering ‘Are 51 or more of the balls blue?’. Similarly, it should be easier for the agent to answer the question ‘Are 60 of the balls red?’ than it is for them to answer ‘Are 55 or more of the balls red?’, which in turn should be easier than answering ‘Are 51 or more of the balls red?’. Symmetry also means that the questions ‘Are 60 of the balls blue?’ and ‘Are 60 of the balls red?’ should have the same expected cost, the questions ‘Are 55 or more of the balls blue?’ and ‘Are 55 or more of the balls red?’ should have the same expected cost, and the questions ‘Are 51 or more of the balls blue?’ and ‘Are 51 or more of the balls red?’ should have the same expected cost. We can thus assume $\mathcal{P}_{\lambda_1} = \{A_1, A_2, A_3\} = \{\{\omega_1\}, \{\omega_2 \cup \omega_3 \cup \omega_4 \cup \omega_5\}, \{\omega_6\}\}$, $\mathcal{P}_{\lambda_2} = \{B_1, B_2, B_3\} = \{\{\omega_1 \cup \omega_2\}, \{\omega_3 \cup \omega_4\}, \{\omega_5 \cup \omega_6\}\}$, and $\mathcal{P}_{\lambda_3} = \{\{\omega_1 \cup \omega_2 \cup \omega_3\}, \{\omega_4 \cup \omega_5 \cup \omega_6\}\}$.

Solutions to [Corollary 1](#) in this environment for a range of different λ_1 and λ_2 can be found in [Figure 7](#). When λ_1 is small relative to λ_3 , the agent chooses option 1 in state ω_1 with a high probability, and choose option 2 in state ω_6 with a high probability. As λ_1 approaches λ_3 , the agent becomes more likely to choose option 2 in state ω_1 , and becomes more likely to choose option 1 in state ω_6 . Similarly, as λ_2 approaches λ_3 , the agent becomes more likely to choose option 2 in state ω_2 , and becomes more likely to choose option 1 in state ω_5 .

payoffs are the same in the environments depicted in [Figure 1](#) and [Figure 7](#). The range of multipliers associated with observing 60 blue balls is the same in the environments depicted in [Figure 1](#) and [Figure 7](#). The range of multipliers associated with observing 40 blue balls is the same in the environments depicted in [Figure 1](#) and [Figure 7](#). It is thus not surprising that $\Pr(1|A_1)$ and $\Pr(1|A_3)$ are the same in both environments.

In [Example 6](#), as with [Example 1](#), solutions to [Corollary 1](#) combined with the result of [Theorem 2](#) mean

Figure 7:
Solutions to Corollary 1 for Example 6:
 $y=1, \lambda_3=1, \lambda_2=(\lambda_1+\lambda_3)/2$



that the chance of the agent selecting option 1 is increasing in the number of blue balls:

$$\begin{aligned}
 \Pr(1|\omega_1) &= \frac{1}{1 + \left(\frac{\Pr(2|A_1)}{\Pr(1|A_1)}\right)^{\frac{\lambda_2-\lambda_1}{\lambda_3}} \left(\frac{\Pr(2|A_1 \cap B_1)}{\Pr(1|A_1 \cap B_1)}\right)^{\frac{\lambda_3-\lambda_2}{\lambda_3}} e^{\frac{-y}{\lambda_3}}} > \frac{1}{1 + \left(\frac{\Pr(2|A_2)}{\Pr(1|A_2)}\right)^{\frac{\lambda_2-\lambda_1}{\lambda_3}} \left(\frac{\Pr(2|A_2 \cap B_1)}{\Pr(1|A_2 \cap B_1)}\right)^{\frac{\lambda_3-\lambda_2}{\lambda_3}} e^{\frac{-y}{\lambda_3}}} = \Pr(1|\omega_2) \\
 &> \Pr(1|\omega_3) = \frac{1}{1 + \left(\frac{\Pr(2|A_2)}{\Pr(1|A_2)}\right)^{\frac{\lambda_2-\lambda_1}{\lambda_3}} \left(\frac{\Pr(2|A_2 \cap B_2)}{\Pr(1|A_2 \cap B_2)}\right)^{\frac{\lambda_3-\lambda_2}{\lambda_3}} e^{\frac{-y}{\lambda_3}}} > \frac{1}{1 + \left(\frac{\Pr(2|A_2)}{\Pr(1|A_2)}\right)^{\frac{\lambda_2-\lambda_1}{\lambda_3}} \left(\frac{\Pr(2|A_2 \cap B_2)}{\Pr(1|A_2 \cap B_2)}\right)^{\frac{\lambda_3-\lambda_2}{\lambda_3}} e^{\frac{-y}{\lambda_3}}} = \Pr(1|\omega_4) \\
 &> \Pr(1|\omega_5) = \frac{1}{1 + \left(\frac{\Pr(2|A_2)}{\Pr(1|A_2)}\right)^{\frac{\lambda_2-\lambda_1}{\lambda_3}} \left(\frac{\Pr(2|A_2 \cap B_3)}{\Pr(1|A_2 \cap B_3)}\right)^{\frac{\lambda_3-\lambda_2}{\lambda_3}} e^{\frac{-y}{\lambda_3}}} > \frac{1}{1 + \left(\frac{\Pr(2|A_3)}{\Pr(1|A_3)}\right)^{\frac{\lambda_2-\lambda_1}{\lambda_3}} \left(\frac{\Pr(2|A_3 \cap B_3)}{\Pr(1|A_3 \cap B_3)}\right)^{\frac{\lambda_3-\lambda_2}{\lambda_3}} e^{\frac{-y}{\lambda_3}}} = \Pr(1|\omega_6).
 \end{aligned}$$

This is supported by the experimental work of [Dean and Neligh \(2018\)](#), and is in contrast with what is predicted by a model which uses Shannon Entropy. A model which uses Shannon Entropy, and imposes invariance under compression onto optimal behavior, predicts that the agent has the same chance of selecting option 1 in states ω_1, ω_2 , and ω_3 , as they have the same payoffs, and the same chance of selecting option 1 in states ω_4, ω_5 , and ω_6 , as they have the same payoffs.

Example 7

At the end of [Section 5.2](#) we claimed that in the limit MSSE can generate continuous changes in behavior at places where payoffs change discontinuously. We now prove that claim.

Consider an environment where an agent is faced with a screen that has a line segment of length one on it, and a visible dot somewhere on the line segment. The agent is offered a prize that they may either accept (option 1) or reject (option 2), whose value depends on the location of the dot. Suppose that if the dot is on the left side of the line segment, in the interval $[0, 1/2)$, that the prize has value $-y < 0$, and that if the dot is on the right side of the line segment, in the interval $(1/2, 1]$, that the prize has value $y > 0$. If the agent rejects the prize they get a payoff of zero. Suppose that the agent also knows that the dot is drawn uniformly from the unit interval with the midpoint removed, the set $[0, 1] \setminus \{1/2\}$.

How can we model this continuous environment with MSSE? Suppose we were to divide the unit interval into $2M$ line segments of equal length, denoted $\{t^i\}_{i=1}^{2M}$ for some natural number M : $t^i = [\frac{i-1}{2M}, \frac{i}{2M})$ for $i \in \{1, \dots, M\}$, and $t^i = (\frac{i-1}{2M}, \frac{i}{2M}]$ for $i \in \{M+1, \dots, 2M\}$. Increasing M can thus be seen as analogous to increasing the number of pixels on the screen. The difficulty of differentiating between t^{1+j} and t^{2M-j} should be increasing in j for $j \in \{0, \dots, M-1\}$, since the perceptual distance between two such segments is decreasing in such a j . Based on symmetry, we can then define:

$$\mathcal{P}_{\lambda_j} = \{\{\cup_{i=1}^j t^i\}, \{\cup_{i=j+1}^{2M-j} t^i\}, \{\cup_{i=2M-j+1}^{2M} t^i\}\}, \text{ for } j \in \{1, \dots, M-1\}, \text{ and } \mathcal{P}_{\lambda_M} = \{\{\cup_{i=1}^M t^i\}, \{\cup_{i=M+1}^{2M} t^i\}\}.$$

The intuition expressed in [Morris and Yang \(2016\)](#) is that it should become infinitely costly to differentiate between points which are on either side of $1/2$ as they approach $1/2$, since the agent is relying on their sensory abilities, which are limited. We thus assume λ_M goes to infinity as M grows large.

We are interested in the behavior of the agent, and how it changes, on either side of $1/2$. Let $\Pr(1|t^i)$ denote the probability of the agent accepting the prize given that the dot is in t^i . We then desire to show that $|\Pr(1|t^M) - \Pr(1|t^{M+1})| \rightarrow 0$ as $M \rightarrow \infty$. We can do this through a simple proof by contradiction. Fix arbitrary $\epsilon > 0$, and assume that for all M that the optimal behavior of the agent is such that $|\Pr(1|t^M) - \Pr(1|t^{M+1})| > \epsilon$. Notice that if the agents strategy is optimal, then it must be that $\Pr(1|t^M) < \Pr(1|t^{M+1})$, otherwise the agent could switch the two choice probabilities and be better off. Thus, $\Pr(1|t^M) + \epsilon < \Pr(1|t^{M+1})$ for all M .

Suppose instead that the agent changes their strategy such that $\Pr(1|t^M)$ and $\Pr(1|t^{M+1})$ are:

$$\tilde{\Pr}(1|t^M) = \tilde{\Pr}(1|t^{M+1}) = \frac{\Pr(1|t^M) + \Pr(1|t^{M+1})}{2}.$$

The agent's expected prize value would decrease due to this change. [Lemma 3](#) tells us this reduction would be at most $\frac{y}{M}$. The agent would also save on research, however. [Lemma 7](#) and [Lemma 3](#) tell us this saving would be:

$$\frac{\lambda_M}{M} \left(\frac{\Pr(1|t^M) \log \Pr(1|t^M) + \Pr(1|t^{M+1}) \log \Pr(1|t^{M+1})}{2} - \frac{\Pr(1|t^M) + \Pr(1|t^{M+1})}{2} \log \left(\frac{\Pr(1|t^M) + \Pr(1|t^{M+1})}{2} \right) \right)$$

$$+ \frac{\lambda_M}{M} \left(\frac{\Pr(2|t^M) \log \Pr(2|t^M) + \Pr(2|t^{M+1}) \log \Pr(2|t^{M+1})}{2} - \frac{\Pr(2|t^M) + \Pr(2|t^{M+1})}{2} \log \left(\frac{\Pr(2|t^M) + \Pr(2|t^{M+1})}{2} \right) \right)$$

But because $\Pr(1|t^M) + \epsilon < \Pr(1|t^{M+1})$, there exists $\delta > 0$ such that the savings in research is more than $\frac{\lambda_M \delta}{M}$, since $x \log x$ is strictly convex. Taking M to infinity, we see the benefit, which is more than $\frac{\lambda_M \delta}{M}$, outweighs the cost, which is less than $\frac{\lambda_M}{M}$, since $\lambda_M \rightarrow \infty$. This contradicts our assertion that the agent's behavior was optimal, and we are done.

It is also worth noting that it is important in this environment that behavior near the two end points differ. With Shannon Entropy, it is possible to get behavior at the mid point that is continuous in the limit by taking λ to infinity, but this would result in behavior that is the same at either endpoint. This prediction is unlikely to be observed in data if the interval is long enough. With MSSE, following a similar argument as above which uses [Theorem 1](#) to measure costs instead of [Lemma 7](#), it can be shown behavior at the end points would differ if there are regions near the end points where increasing M does not increase the multipliers that describe local costs.

Appendix 4

In a setting where there are n possible events, A_1, \dots, A_n , in a stochastic system with known probabilities, $\Pr(A_1), \dots, \Pr(A_n)$, [Shannon \(1948\)](#) seeks to find a measure of the uncertainty about which event occurs: $H(\Pr(A_1), \dots, \Pr(A_n))$. Shannon's ([1948](#)) axioms about H are as follow:

Shannon's Axiom 1: H should be continuous in $\Pr(A_i) \forall i \in \{1, \dots, n\}$.

Shannon's Axiom 2: If all A_i are equally likely, then H should be a monotonic increasing function of n .

Shannon's Axiom 3: If the uncertainty about A_1, \dots, A_n can be broken into two parts: uncertainty about one of two events B_1 and B_2 such that each of the A_i 's are in exactly one of B_1 and B_2 , then the uncertainty about A_1, \dots, A_n should be equal to the uncertainty about B_1 and B_2 plus the expected uncertainty about A_1, \dots, A_n given the occurrence of B_1 or B_2 :

$$\begin{aligned} H(\Pr(A_1), \dots, \Pr(A_n)) &= H(\Pr(B_1), \Pr(B_2)) + \Pr(B_1)H(\Pr(A_1|B_1), \dots, \Pr(A_n|B_1)) \\ &\quad + \Pr(B_2)H(\Pr(A_1|B_2), \dots, \Pr(A_n|B_2)) \end{aligned}$$

where:

$$\Pr(B_1) = \sum_{A_i \in B_1} \Pr(A_i), \quad \Pr(B_2) = \sum_{A_i \in B_2} \Pr(A_i)$$

and:

$$\Pr(A_i|B_j) = 0 \text{ if } A_i \notin B_j, \quad \Pr(A_i|B_j) = \frac{\Pr(A_i)}{\Pr(B_j)} \text{ if } A_i \in B_j.$$

Shannon's Theorem 2: The only H that satisfies Shannon's three axioms is of the form:

$$H(\Pr(A_1), \dots, \Pr(A_n)) = -K \sum_{i=1}^n \Pr(A_i) \log(\Pr(A_i)),$$

where K is some positive constant.

Appendix 5

The behavior described in [Theorem 2](#) has many intuitive features. It is also a quite natural extension of the analogous result from [Matějka and McKay \(2015\)](#), which is described in equation (14). If we assume the agent has prior μ , and all partitions are learning strategy invariant (the environment studied in [Matějka and McKay \(2015\)](#)) and have associated multiplier λ_2 , then if the agent does optimal research in state $\omega \in \Omega$, they select option n from their set of options \mathcal{N} with probability:

$$\Pr(n|\omega) = \frac{\Pr(n)e^{\frac{\mathbf{v}_n(\omega)}{\lambda_2}}}{\sum_{\nu \in \mathcal{N}} \Pr(\nu)e^{\frac{\mathbf{v}_\nu(\omega)}{\lambda_2}}}. \quad (14)$$

One major takeaway from the formula in (14) is that when Shannon Entropy is used to measure uncertainty the chance of the agent selecting an option n in a particular state of the world ω is fully determined by the unconditional chances of the options being selected, $\Pr(n)$, and the realized values of the options in that state of the world. Beyond this takeaway, the formula in (14) also has many intuitive features. If λ_2 grows, which represents an increase in the difficulty of learning, the value of each option in the realized state becomes less significant for the determination of the selected option, and the significance of the agent's prior increases. Similarly, if λ_2 shrinks, the agent's prior becomes less significant, and the realized values of the options becomes more significant. If λ_2 approaches infinity, the realized values become insignificant, and the behavior of the agent approaches the behavior of the agent in the case where learning is impossible: they choose their option based on their prior. If λ_2 approaches zero the unconditional priors become insignificant, and the behavior of the agent approaches the behavior of the agent in the case where learning is costless: they choose the option with the highest realized value.

If we instead assume that the agent may also learn through a partition with a lower multiplier λ_1 , that can convey information about the realization $\mathcal{P}_{\lambda_1}(\omega)$ of a partition \mathcal{P}_{λ_1} of Ω , then if $\mathcal{P}_{\lambda_1} \neq \Omega$, and the agent does optimal research in state $\omega \in \Omega$, they select option n from their set of options \mathcal{N} with probability:

$$\Pr(n|\omega) = \frac{\Pr(n)^{\frac{\lambda_1}{\lambda_2}} \Pr(n|\mathcal{P}_{\lambda_1}(\omega))^{\frac{\lambda_2 - \lambda_1}{\lambda_2}} e^{\frac{\mathbf{v}_n(\omega)}{\lambda_2}}}{\sum_{\nu \in \mathcal{N}} \Pr(\nu)^{\frac{\lambda_1}{\lambda_2}} \Pr(\nu|\mathcal{P}_{\lambda_1}(\omega))^{\frac{\lambda_2 - \lambda_1}{\lambda_2}} e^{\frac{\mathbf{v}_\nu(\omega)}{\lambda_2}}}. \quad (15)$$

With MSSE, as the formula in (15) indicates, the chance of the agent selecting an option n in a particular state of the world ω depends not only on the unconditional chances of the options being selected and the realized values of the options, but also on the values that the options take in similar states of the world, states that result in the same realization of \mathcal{P}_{λ_1} . When option n is in general desirable in $\mathcal{P}_{\lambda_1}(\omega)$ relative to the other alternatives, then $\Pr(n|\mathcal{P}_{\lambda_1}(\omega))$ is larger, and there may be a high chance of n being selected, even if $\Pr(n)$ is not that large, and $\mathbf{v}_n(\omega)$ is not that high.

The formula in (15) also has many intuitive features. It maintains the intuitive comparative statistics for

λ_2 that the formula in (14) had, and also features intuitive properties for $\Pr(n|\mathcal{P}_{\lambda_1}(\omega))$ and λ_1 . If observing $\mathcal{P}_{\lambda_1}(\omega)$ is completely uninformative about the value of the options, then it is optimal for the agent to select $\Pr(n|\mathcal{P}_{\lambda_1}(\omega)) = \Pr(n)$ since C^* is concave. In this case $\Pr(n)^{\frac{\lambda_1}{\lambda_2}} \Pr(n|\mathcal{P}_{\lambda_1}(\omega))^{\frac{\lambda_2-\lambda_1}{\lambda_2}} = \Pr(n)$, and behavior is identical to that in (14). If the cheaper information source contains irrelevant information it is thus ignored, and behavior collapses back to the environment described in Matějka and McKay (2015), as we should desire. If λ_1 approaches λ_2 (the cheaper information source becomes close to as expensive as the more expensive information source) then behavior approaches that described in (14) since $\Pr(n)^{\frac{\lambda_1}{\lambda_2}} \Pr(n|\mathcal{P}_{\lambda_1}(\omega))^{\frac{\lambda_2-\lambda_1}{\lambda_2}} \rightarrow \Pr(n)$. Thus, if an insignificantly cheaper information source is introduced behavior is changed in an insignificant fashion. Again, this seems like a desirable property. If λ_1 approaches zero then the role of the unconditional priors dissipates, and exponent on $\Pr(n|\mathcal{P}(\omega))$ approaches one, meaning it replaces the unconditional prior from (14). This makes sense because if λ_1 goes to zero it means $\mathcal{P}_{\lambda_1}(\omega)$ can essentially be viewed for free, in which case behavior within each $\mathcal{P}_{\lambda_1}(\omega)$ should resemble that in the setting where there is only one information source with multiplier λ_2 and a prior of $\mu(\cdot|\mathcal{P}_{\lambda_1}(\omega))$.

We can continue adding as many new partitions with new associated multipliers as we desire and the description of behavior in Theorem 2 maintains the sorts of intuitive properties described in the paragraphs above. RI with MSSE is thus a very natural extension of RI with Shannon Entropy.