

THE EDGE IDEAL OF A GRAPH AND ITS SPLIT GRAPHS

JÜRGEN HERZOG, SOMAYEH MORADI AND MASOOMEH RAHIMBEIGI

ABSTRACT. We introduce and study the concept which we call the splitting of a graph and compare algebraic properties of the edge ideals of graphs and those of their splitting graphs.

INTRODUCTION

For any monomial ideals I and J it is known that $\operatorname{reg}(I + J) \leq \operatorname{reg}(I) + \operatorname{reg}(J) - 1$ and $\operatorname{proj\,dim}(I + J) \leq \operatorname{proj\,dim}(I) + \operatorname{proj\,dim}(J) + 1$, see [7] and [3]. Suppose we are given a finite simple graph G' with connected components G_1 and G_2 and suppose we identify some vertex of G_1 with some vertex of G_2 to obtain the graph G . Then for the edge ideal, the above inequalities imply (i) $\operatorname{reg}(I(G)) \leq \operatorname{reg}(I(G'))$ and (ii) $\operatorname{proj\,dim}(I(G)) \leq \operatorname{proj\,dim}(I(G'))$. The graph G' may also be considered as a split graph of G in the following sense. For a finite simple graph G , let $V(G)$ and $E(G)$ denote the vertex set and the edge set of G , respectively. We call a graph G' a split graph of G , if there exists a surjective map $\alpha: V(G') \rightarrow V(G)$ such that $\alpha(e) := \{\alpha(v), \alpha(w)\}$ is an edge of G for all edges $e = \{v, w\}$ of G' , and such that the map $E(G') \rightarrow E(G)$, $e \mapsto \alpha(e)$ is bijective.

This kind of split graphs naturally occur as graphs whose edge ideals are obtained by applying Kalai's shifting operator.

In this paper we study the question of whether the above inequalities (i) and (ii) are valid for any split graph of G . It turns out that this problem is harder than expected. In Theorem 1.3, we succeed to prove the desired inequalities for special classes of splittings.

On the other hand there are big classes of graphs for which the inequalities (i) and (ii) hold. We show in Proposition 1.5 that the inequality (i) holds if G is a sequentially Cohen-Macaulay graph and in Proposition 1.6, it is proved that the inequality (ii) holds when G is a chordal graph, a weakly chordal graph, a sequentially Cohen-Macaulay bipartite graph, an unmixed bipartite graph, a very well-covered graph or a C_5 -free vertex decomposable graph.

In the literature, there is a well-studied concept of splittable monomial ideals due to Eliahou-Kervaire [1]. For this kind of splitting, the graded Betti numbers of a splittable monomial ideal $I = J + K$ can be expressed in terms of the graded Betti numbers of J , K and $J \cap K$. Simple examples show that there is in general no comparison possible for the graded Betti numbers of the edge ideal of a graph and its split graph. This is one of the reasons why it is hard to prove (i) and (ii) in

2010 *Mathematics Subject Classification.* Primary 13F20; Secondary 13H10.

Key words and phrases. graphs, stretching operators, resolutions, edge ideals.

general. However, we expect that $\beta_i(I(G)) \leq \beta_i(I(G'))$ for all i and we can prove this for special splittings. At the end of the paper, we briefly discuss the relationship between shifted graphs and split graphs.

1. SPLIT GRAPHS

In this section we introduce the concept of split graphs of a given graph and compare their algebraic properties.

Definition 1.1. Let G be a finite simple graph. We say that the graph G' is a *split graph* of G , if there exists a surjective map $\alpha: V(G') \rightarrow V(G)$ such that $\alpha(e) := \{\alpha(v), \alpha(w)\} \in E(G)$ for all $e = \{v, w\} \in E(G')$ and such that the map $E(G') \rightarrow E(G)$, $e \mapsto \alpha(e)$ is bijective. We call α a *splitting map* of G .

Observe that if the edges $e, f \in E(G')$ are neighbors in G' , then the edges $\alpha(e)$ and $\alpha(f)$ are neighbors in G .

Figure 1 shows an example of a split graph of a graph G .

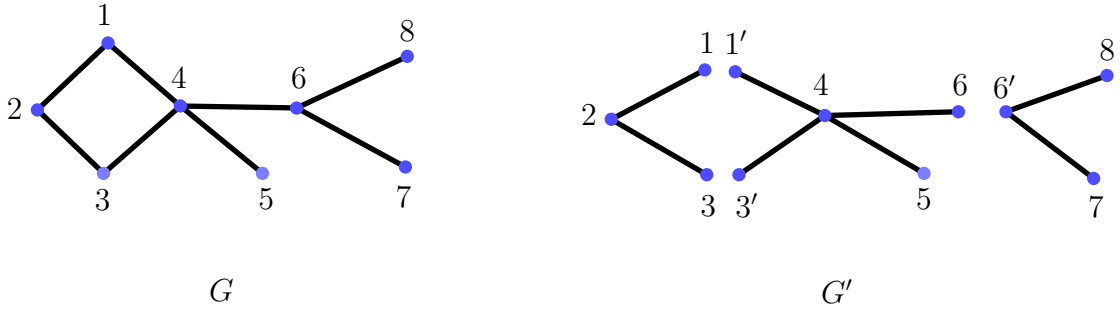


FIGURE 1. A graph G and a split graph G' of G .

In the example of Figure 1, we define $\alpha: V(G') \rightarrow V(G)$ by $\alpha(i) = i$ for $i = 1, \dots, 8$ and $\alpha(1') = 1$, $\alpha(2') = 2$ and $\alpha(3') = 3$. With respect to α , G' is indeed a split graph of G .

A split graph does not necessarily need to decompose a graph into several connected components, as the example in Figure 2 shows. The graph G'' illustrated in Figure 2 is another split graph of the graph G depicted in Figure 1. This split graph is indecomposable.

We expect the following properties to hold. Let G' be a split graph of G . Then

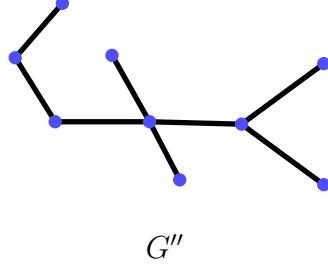


FIGURE 2. An indecomposable split graph of G .

- (i) $\text{proj dim}(I(G)) \leq \text{proj dim}(I(G'))$;
- (ii) $\text{reg}(I(G)) \leq \text{reg}(I(G'))$;
- (iii) $\beta_i(I(G)) \leq \beta_i(I(G'))$ for all i .

For the graded Betti numbers, an inequality as (iii) is not valid. Indeed, let G be the path graph with edges $E(G) = \{\{1, 2\}, \{2, 3\}\}$ and G' the split graph of G with edges $E(G') = \{\{1, 2\}, \{3, 4\}\}$. Then $\beta_{1,2}(I(G)) = 1$ and $\beta_{1,2}(I(G')) = 0$, while $\beta_{1,3}(I(G)) = 0$ and $\beta_{1,3}(I(G')) = 1$.

Throughout this paper G' denotes a split graph of G , and S and S' are the polynomial rings over a given field K in the variables corresponding to $V(G)$ and $V(G')$, respectively. Related to the above inequalities one may also expect that

- (iv) $\dim(S'/I(G')) \geq \dim(S/I(G))$;
- (v) $\text{depth}(S'/I(G')) \geq \text{depth}(S/I(G))$.

At present we are not able to prove (i), (ii) and (iii) in full generality. For split graphs which are special in the sense of Definition 1.2, (i) and (ii) can be shown. Also (iii) can be proved for split graphs satisfying condition (2) of Definition 1.2. In Proposition 1.8, it is shown that (iv) holds for any graph G and any split graph of G and (v) holds for path graphs and cycle graphs of even length.

For a vertex v of the graph G , let $N_G(v) = \{u \in V(G) : \{u, v\} \in E(G)\}$ and $N_G[v] = N_G(v) \cup \{v\}$.

Definition 1.2. A splitting map $\alpha : V(G') \rightarrow V(G)$ is called *special*, if either

- (1) for any two vertices $v, v' \in V(G')$ with $\alpha(v) = \alpha(v')$, any vertex in $N_{G'}(v)$ is adjacent to any vertex in $N_{G'}(v')$; or
- (2) for any two vertices $v, v' \in V(G')$ with $\alpha(v) = \alpha(v')$, v and v' belong to different connected components of G' .

Also G' is called a special split graph of G if the corresponding splitting map is special.

Theorem 1.3. *Let G' be a special split graph of G . Then*

- (i) $\text{proj dim}(I(G)) \leq \text{proj dim}(I(G'))$;
- (ii) $\text{reg}(I(G)) \leq \text{reg}(I(G'))$;

For the proof of Theorem 1.3 we need the following result.

Lemma 1.4. *Let G be a graph. Let $x, y \in V(G)$ such that $N_G[x] \cap N_G[y] = \emptyset$. Then $I : (x - y) = I + (zw : z \in N_G(x), w \in N_G(y))$.*

Proof. It is obvious that the right hand side is contained in the left hand side. To prove the other inclusion, let $f \in (I : x - y)$ be a polynomial. Then we can write $f = \sum_{r=1}^m \lambda_i u_i$ such that $\lambda_i \in K$ and u_i 's are pairwise distinct monomials in $\text{Supp}(f)$ and non of them belong to I . Then

$$(1) \quad f(x - y) = \left(\sum_{r=1}^m \lambda_i u_i \right) x - \left(\sum_{r=1}^m \lambda_i u_i \right) y \in I.$$

We claim that for all i , $u_i x \in I$ and $u_i y \in I$. By contradiction, assume that there exists i such that $u_i x \notin I$ and set $A = \{u_i \in \text{Supp}(f) : u_i x \notin I\}$. Let $u_j \in A$ be a monomial which has the greatest degree in x among the elements of A and without loss of generality let $j = 1$. Let $u_1 = x^a y^b w$ for some monomial w which is divided by neither x nor y . Since $xu_1 \notin I$, and I is a monomial ideal, by (1), we should have $\lambda_1 xu_1 = \lambda_\ell y u_\ell$ for some ℓ . Then $u_\ell = x^{a+1} y^{b-1} w$. So by our assumption on u_1 , we have $u_\ell \notin A$ and then $xu_\ell = x^{a+2} y^{b-1} w \in I$. So $xyu_\ell \in I$. Therefore, $\lambda_1 x^2 u_1 = \lambda_\ell xyu_\ell \in I$. Since I is a squarefree monomial ideal, $xu_1 \in I$, a contradiction. So we have $u_i x \in I$ for any i . By similar argument $u_i y \in I$ for any i . This means that there exists $z \in N_G(x)$ such that z divides u_i and there exists $w \in N_G(y)$ such that y divides u_i . Thus $u_i \in (zw : z \in N_G(x), w \in N_G(y))$ for any i .

Proof of Theorem 1.3. (i) Assume that G' a special split graph of G with the splitting map α satisfying condition (1) of Definition 1.2. We set $G_0 = G'$. Fix two vertices $x, y \in V(G')$ such that $\alpha(x) = \alpha(y)$ and let G_1 be a graph with the vertex set $V(G_1) = V(G_0) \setminus \{y\}$ and the edge set $E(G_1) = (E(G_0) \setminus \{\{y, w\} : w \in N_{G_0}(y)\}) \cup \{\{x, w\} : w \in N_{G_0}(y)\}$. Then considering the map $\alpha_0 : V(G_0) \rightarrow V(G_1)$ with

$$(2) \quad \alpha_0(v) = \begin{cases} v, & \text{if } v \neq y; \\ x, & \text{if } v = y \end{cases}$$

G_0 is a special split graph of G_1 . With the same argument as above one can define the sequence of graphs $G' = G_0, G_1, \dots, G_t = G$ such that G_{i-1} is a special split graph of G_i with the splitting map $\alpha_i : V(G_{i-1}) \rightarrow V(G_i)$ for any $1 \leq i \leq t$. So it is enough to show that for such kind of splitting map α_i , we have $\text{proj dim}(I(G_i)) \leq \text{proj dim}(I(G_{i-1}))$. We prove this inequality for $i = 1$ and the others can be proved in the same way. Set $I = I(G')$. Considering the short exact sequence

$$(3) \quad 0 \rightarrow (S'/(I : x - y))(-1) \rightarrow S'/I \rightarrow S'/(I, x - y) \rightarrow 0,$$

we have

$$(4) \text{proj dim}(S'/(I, x - y)) \leq \max\{\text{proj dim}(S'/I), \text{proj dim}(S'/(I : x - y)) + 1\}.$$

Our assumptions on the splitting map and Lemma 1.4 imply that $(I : x - y) = I$. Therefore, (4) implies that

$$(5) \quad \text{proj dim}(S'/(I, x - y)) \leq \text{proj dim}(S'/I) + 1.$$

Note that $(I, x - y) = (I(G_1), x - y)$. One can see that $x - y$ is a nonzero-divisor modulo $I(G_1)$. Indeed, since y does not appear in the support of the generators of $I(G_1)$, $x - y$ behaves like a new variable. Thus

$$(6) \quad \begin{aligned} \text{proj dim}(S'/(I, x - y)) &= \text{proj dim}(S'/(I(G_1), x - y)) \\ &= \text{proj dim}(S'/I(G_1)) + 1. \end{aligned}$$

The desired conclusion follows from (5) and (6).

Assume that G' a special split graph of G with the splitting map α satisfying condition (2) of Definition 1.2. Let G'_1, \dots, G'_r be the connected components of G' . For any $1 \leq i \leq r$, let G_i be the graph with the vertex set $\alpha(V(G'_i))$ and the edge set $\alpha(E(G'_i))$. Then $I(G) = \sum_{i=1}^r I(G_i)$. So by using [3, Corollary 3.2], $\text{proj dim}(S'/I(G)) \leq \sum_{i=1}^r \text{proj dim}(S'/I(G_i))$. Since each G'_i is connected, condition (2) of Definition 1.2 implies that $I(G'_i) = I(G_i)$. Therefore we get

$$\text{proj dim}(S'/I(G)) \leq \sum_{i=1}^r \text{proj dim}(S'/I(G'_i)) = \text{proj dim}(S'/I(G')).$$

The last equality follows from the fact that the ideals $I(G'_i)$ live in disjoint sets of variables.

(ii) Let G' be a special split graph of G with the splitting map α satisfying condition (1) of Definition 1.2. With the same notation as in part (i), it is enough to prove that $\text{reg}(I(G_i)) \leq \text{reg}(I(G_{i-1}))$. We prove this inequality for $i = 1$ and the others can be proved in the same way. Considering again the short exact sequence (3), we have

$$(7) \quad \text{reg}(S'/(I, x - y)) \leq \max\{\text{reg}(S'/I), \text{reg}(S'/(I : x - y))\}.$$

The equality $(I : x - y) = I$ and (7) imply that

$$(8) \quad \text{reg}(S'/(I, x - y)) \leq \text{reg}(S'/I).$$

As mentioned above, $(I, x - y) = (I(G_1), x - y)$ and $x - y$ is a nonzero-divisor modulo $I(G_1)$. So

$$(9) \quad \text{reg}(S'/(I, x - y)) = \text{reg}(S'/(I(G_1), x - y)) = \text{reg}(S'/I(G_1)).$$

The desired conclusion follows from (8) and (9).

If G' is a special split graph of G with the splitting map α satisfying condition (2) of Definition 1.2, then with the similar argument as part (i) one can get the result. \square

A subset $C \subseteq V(G)$ is called a vertex cover of G if it intersects all edges of G and a vertex cover of G is called minimal if it has no proper subset which is also a vertex cover of G . We set $\text{bight}(I(G)) = \max\{|C| : C \text{ is a minimal vertex cover of } G\}$.

Proposition 1.5. *Let G be a graph for which $\text{proj dim}(S/I(G)) = \text{bight}(I(G))$. Then $\text{proj dim}(I(G)) \leq \text{proj dim}(I(G'))$. In particular, we have $\text{proj dim}(I(G)) \leq \text{proj dim}(I(G'))$ when G is a sequentially Cohen-Macaulay graph.*

Proof. Let G be a graph with $\text{proj dim}(S/I(G)) = \text{bight}(I(G))$. By [12, Corollary 3.33], $\text{bight}(I(G')) - 1 \leq \text{proj dim}(I(G'))$. So it is enough to show that $\text{bight}(I(G)) \leq \text{bight}(I(G'))$. Let C be a minimal vertex cover of G with $\text{bight}(I(G)) = |C|$ and let C' be the preimage of C under the surjective map $\alpha: V(G') \rightarrow V(G)$ attached to the split graph of G . Then C' is a vertex cover of G' . Let D' be a minimal vertex cover of G' with $D' \subseteq C'$. One can see that $\alpha(D')$ is a vertex cover of G . Also $\alpha(D') \subseteq \alpha(C') = C$. Since C is a minimal vertex cover of G , we should have $\alpha(D') = C$. The inequality $|C| \leq |D'| \leq \text{bight}(I(G'))$ completes the proof. \square

Proposition 1.6. *If G is a graph with $\text{reg}(I(G)) = \nu(G) + 1$, then $\text{reg}(I(G)) \leq \text{reg}(I(G'))$. In particular, $\text{reg}(I(G)) \leq \text{reg}(I(G'))$ in the following cases:*

- G is a chordal graph;
- G is a weakly chordal graph;
- G is a sequentially Cohen-Macaulay bipartite graph;
- G is an unmixed bipartite graph;
- G is a very well-covered graph;
- G is a C_5 -free vertex decomposable graph.

Proof. Let G be a graph with $\text{reg}(I(G)) = \nu(G) + 1$. By [8, Lemma 2.2], we have $\nu(G') + 1 \leq \text{reg}(I(G'))$. Thus to prove our statement we need to show that

$$(10) \quad \nu(G) \leq \nu(G').$$

Let $\alpha: V(G') \rightarrow V(G)$ be the surjective map attached to the split graph of G . Note that if the edges $e, f \in E(G')$ are neighbors in G' , then the edges $\alpha(e)$ and $\alpha(f)$ are neighbors in G . Let e_1, \dots, e_r be any induced matching of G and for any $1 \leq i \leq r$, let $e'_i \in E(G')$ be such that $\alpha(e'_i) = e_i$. Then e'_1, \dots, e'_r are pairwise disjoint. It is enough to show that e'_1, \dots, e'_r is an induced matching in G' . Suppose that e'_1, \dots, e'_r is not an induced matching, then there exists an edge $e' \in E(G')$ with neighbors e'_i and e'_j for some distinct $i, j \in \{1, \dots, r\}$. Then $\alpha(e')$ is also neighbor with e_i and e_j in G for some $i, j \in \{1, \dots, r\}$, a contradiction. The last statements follows from [2, Corollary 6.9], [14, Theorem 14], [13, Theorem 3.3], [10, Theorem 1.1], [11, Theorem 1.3] and [9, Theorem 2.4], respectively.

Proposition 1.7. *Let G' be a special split graph of G with the splitting map α satisfying condition (2) of Definition 1.2. Then $\beta_i(I(G)) \leq \beta_i(I(G'))$.*

Proof. First assume that G' has two connected components G'_1 and G'_2 and let G_i be the graph with the vertex set $\alpha(V(G'_i))$ and the edge set $\alpha(E(G'_i))$, for $i = 1, 2$. Then $I(G) = I(G_1) + I(G_2)$. So by [3, Corollary 3.1], $\beta_i(S/I(G)) \leq \sum_{j=0}^i \beta_j(S/I(G_1))\beta_{i-j}(S/I(G_2))$. Since each G'_i is connected, condition (2) of Definition 1.2 implies that $I(G'_i) = I(G_i)$. Therefore we get

$$\beta_i(S/I(G)) \leq \sum_{j=0}^i \beta_j(S/I(G'_1))\beta_{i-j}(S/I(G'_2)) = \beta_i(S/I(G')),$$

The last equality follows from the fact that the ideals $I(G'_i)$ live in disjoint sets of variables. In general if G' has r connected components, then repeating the above argument, one can get the desired inequality. \square

Proposition 1.8. *The inequality $\dim(S'/I(G')) \geq \dim(S/I(G))$ is valid for any graph and we have $\text{depth}(S'/I(G')) \geq \text{depth}(S/I(G))$, when G is a path graph or a cycle of even length.*

Proof. Let G be an arbitrary graph, $n = \dim(S)$ and $n' = \dim(S')$. Then $n = |V(G)|$, $n' = |V(G')|$, and we have $\dim(S/I(G)) = n - \mu$ and $\dim(S'/I(G')) = n' - \mu'$, where μ is the cardinality of a vertex cover of G of minimal size, and μ' is the cardinality of a vertex cover of G' of minimal size. Let C be a vertex cover of G with $|C| = \mu$, and let C' be the preimage of C under the surjective map $\alpha: V(G') \rightarrow V(G)$ attached to the split graph of G . Then C' is a vertex cover of G' , but not necessarily of minimal size. Moreover, $|C'| \leq |C| + n' - n$. Thus $\mu' \leq \mu + n' - n$, which is equivalent to saying that $n' - \mu' \geq n - \mu$, as desired.

Now, let G be a path graph. By the theorem of Auslander-Buchsbaum, one has $\text{depth}(S/I(G)) = n - \text{proj dim}(S/I(G))$, and $\text{depth}(S'/I(G')) = n' - \text{proj dim}(S'/I(G'))$. The graph G' has r components which are path graphs P_{n_1}, \dots, P_{n_r} for some n_1, \dots, n_r . By [5, Corollary 7.7.35], we have

$$\begin{aligned} \text{proj dim}(S'/I(G')) &= \sum_{i=1}^r \text{proj dim}(S/I(P_{n_i})) \leq \sum_{i=1}^r \frac{2n_i}{3} \\ &= \frac{2(n_1 + n_2 + \dots + n_r)}{3} \\ &= \frac{2(n + r - 1)}{3} = \frac{2n + 2r - 2}{3}. \end{aligned}$$

Moreover, $\text{proj dim}(S/I(G)) \geq \frac{2n-2}{3}$. Hence $\text{depth}(S'/I(G')) - \text{depth}(S/I(G)) = r - 1 - [\text{proj dim}(S'/I(G')) - \text{proj dim}(S/I(G))] \geq r - 1 - [\frac{2n+2r-2}{3} - \frac{2n-2}{3}] = r - 1 - \frac{2r}{3} = \frac{r}{3} - 1 > -1$. Hence $\text{depth}(S'/I(G')) - \text{depth}(S/I(G)) \geq 0$.

The argument for cycles of even length is similar. \square

The inequality $\text{depth}(S'/I(G')) \geq \text{depth}(S/I(G))$ does not hold in general as the following example shows.

Example 1.9. *Let G and G' be the graphs depicted in Figure 3, where G' is a split graph of G . Then $\text{depth}(S/I(G)) = 3$ and $\text{depth}(S'/I(G')) = 2$.*

In general, if G is a chordal graph, the split graph of G may not be again chordal. However, the following two results show that the split graph of a graph G remains in the same family, when G is a bipartite graph or a tree.

An independent set of G is a subset $W \subseteq V(G)$ such that $\{i, j\} \not\subseteq W$ for all edges $\{i, j\}$ of G .

Proposition 1.10. *If G is a bipartite graph, then any split graph of G is so.*

Proof. Let G be a bipartite graph with the vertex partition $X \cup Y$, where X and Y are independent sets of G . Consider any split graph G' of G with the surjective

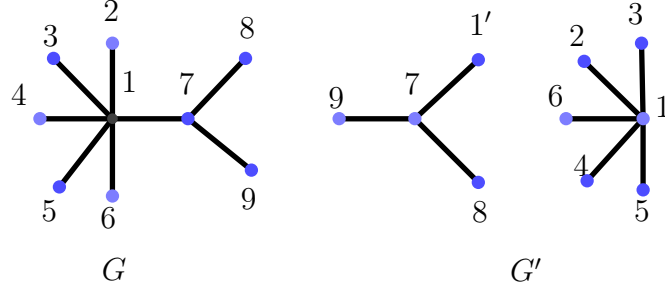


FIGURE 3. A graph G and a split graph G' of G .

map $\alpha: V(G') \rightarrow V(G)$ attached to it. Set $X' = \{x \in V(G') : \alpha(x) \in X\}$ and $Y' = \{x \in V(G') : \alpha(x) \in Y\}$. Then $X' \cup Y'$ is a partition of $V(G')$. For any two vertices $x_1, x_2 \in X'$, we have $\{\alpha(x_1), \alpha(x_2)\} \notin E(G)$, since X is an independent set of G . Thus $\{x_1, x_2\} \notin E(G')$. Hence X' is an independent set of G' . Similarly Y' is an independent set of G' . Thus G' is bipartite with the vertex partition $X' \cup Y'$.

Proposition 1.11. *Let G be a forest. Then any split graph of G is a forest.*

Proof. Suppose that G' is not a forest and e'_1, \dots, e'_m be a closed walk in G' , where e'_1, \dots, e'_m are pairwise distinct. Let $\alpha: V(G') \rightarrow V(G)$ be the map attached to the split graph of G . Then $\alpha(e'_1), \dots, \alpha(e'_m)$ is a closed walk in G with pairwise distinct edges, a contradiction. \square

In shifting theory, in particular for symmetric algebraic shifting, one uses the so-called *stretching operator*, see [4] and [6]. Let K be a field and $\tilde{S} = K[x_1, x_2, \dots]$ be the polynomial ring in infinitely many variables, and let \mathcal{M} be the set of monomials of \tilde{S} . The *stretching operator* is the map $\sigma: \mathcal{M} \rightarrow \mathcal{M}$ which assigns to a monomial $u = x_{i_1}x_{i_2}\cdots x_{i_d}$ with $i_1 \leq i_2 \leq \cdots \leq i_d$ the stretched monomial $\sigma(u) = x_{i_1}x_{i_2+1}x_{i_3+2}\cdots x_{i_d+(d-1)}$. It is clear that an iterated application of σ transforms u into a squarefree monomial ideal.

Now let $S = K[x_1, \dots, x_n]$, $I \subset S$ a monomial ideal and $G(I) = \{u_1, \dots, u_m\}$ be the unique minimal monomial set of generators of I . Then in a suitable polynomial ring $S' = K[x_1, \dots, x_r]$ with $r \geq n$ one has $\{\sigma(u_1), \dots, \sigma(u_m)\} \subset S'$, and we let I^σ be the ideal in S' generated by the monomials $\sigma(u_1), \dots, \sigma(u_m)$. Usually we assume that S' is the polynomial ring with r chosen minimal such that the monomials $\sigma(u_i)$ belong to it. The following examples illustrate again its effect.

Let $I = (x_1x_3x_5, x_1^2x_4^3x_7) \subset K[x_1, \dots, x_9]$, then

$$I^\sigma = (x_1x_4x_7, x_1x_2x_6x_7x_8x_{12}) \subset K[x_1, \dots, x_{14}].$$

Applying σ t -times to $u = x_{i_1}\cdots x_{i_d}$ with $i_1 \leq i_2 \leq \cdots \leq i_d$ we get $\sigma^t(u) = x_{i_1}x_{i_2+t}x_{i_3+2t}\cdots x_{i_d+t(d-1)}$. We let

$$I^{\sigma^t} = (\sigma^t(u_1), \dots, \sigma^t(u_m)) \in S_t,$$

where $S_t = K[x_1, \dots, x_{n_t}]$, $n_t = n + t(d-1)$ and $d = \max\{\deg(u) : u \in G(I)\}$.

For example, if $I = (x_1x_2, x_2x_3)$, then $I^\sigma = (x_1x_3, x_2x_4)$. In this example, I has a linear resolution, while I^σ does not. Thus, unlike polarization, which preserves the graded Betti numbers of a monomial ideal, this is not the case for the operator σ , unless the monomial ideal is strongly stable, see for example [4] for a detailed discussion.

For any graph G on the vertex set $[n]$, let G^σ be a graph defined by the equation $I(G)^\sigma = I(G^\sigma)$. Notice that G^σ is a split graph of G . One can easily see that there exists a positive integer t_0 such that $G^{\sigma^t} \cong G^{\sigma^{t_0}}$ for all $t \geq t_0$. We denote $G^{\sigma^{t_0}}$ by G^* and call it the σ -stable graph of G . Observe that G^* depends on the labeling on the vertices of G . Indeed, consider the 4-cycle G with edges $\{1, 2\}, \{2, 3\}, \{3, 4\}$ and $\{1, 4\}$. Then G^* has the edges $\{1, 4\}, \{2, 5\}, \{3, 6\}$, and $\{1, 6\}$. Thus G^* is a graph with 2 connected components, where each of them is a path graph. On the other hand, if we relabel G such that $\{2, 3\}, \{2, 4\}, \{1, 4\}$ and $\{1, 3\}$ are the edges of G , then G^* is again a 4-cycle.

By the above observations, for any graph G , the σ -stable graph G^* is a split graph of G . The splitting map for G^* can be explicitly described. Namely, if $E(G) = \{\{i_k, j_k\} : k = 1, \dots, m\}$ with $i_k < j_k$ for all k , then $E(G^*) = \{\{i_k, j_k + t_0\} : k = 1, \dots, m\}$ with t_0 big enough and the map $\alpha : V(G^*) \rightarrow V(G)$ with $\alpha(i_k) = i_k$ and $\alpha(j_k + t_0) = j_k$ for $k = 1, \dots, m$ is surjective and induces a bijection between the edges of G^* and G .

Not all split graphs of G are of the form G^* for a suitable labeling of G , see Figure 4.

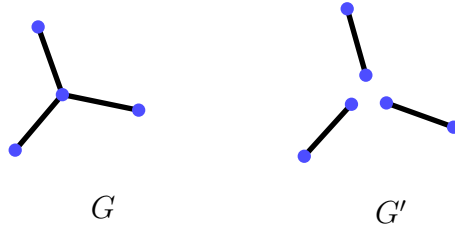


FIGURE 4. A split graph G' of G which is different from any σ -stable graph G^* of G .

Note that if G is connected with n edges, then for each number $j \leq n$, there exists a split graph G' of G with j connected components. However, this is not the case when we consider the set of σ -stable graphs G^* of G . Therefore the following question arises: Let G be a graph. For a given labeling L of G , denote the number of connected components of the corresponding G^* by $\gamma(L)$. Determine the set $C(G) = \{\gamma(L) : L \text{ is a labeling on } G\}$. For example if $G = P_n$, then $C(G) = [n - 1]$ and if $G = C_n$, then $1 \in C(G)$ if and only if n is even.

REFERENCES

- [1] S. Eliahou, M. Kervaire, Minimal resolutions of some monomial ideals, *J. Algebra* **129** (1990), 1–25.
- [2] H. T. Hà, A. Van Tuyl, Monomial ideals, edge ideals of hypergraphs, and their graded Betti numbers, *J. Algebraic Combin.* **27**, no. 2 (2008), 215–245.
- [3] J. Herzog, A generalization of the Taylor complex construction, *Communications in Algebra* **35.5** (2007), 1747–1756.
- [4] J. Herzog, T. Hibi, *Monomial ideals*, Graduate Texts in Mathematics. Springer, New York, (2010).
- [5] S. Jacques, Betti numbers of graph ideals, Thesis (2004).
- [6] G. Kalai, Algebraic shifting, In: T. Hibi, (ed.) *Computational commutative algebra and combinatorics*, In: *Adv. Studies in Pure Math.* **33**, Mathematical Society of Japan, Tokyo (2002)
- [7] G. Kalai, R. Meshulam, Intersections of Leray complexes and regularity of monomial ideals, arXiv preprint math/0601745 (2006).
- [8] M. Katzman, Characteristic-independence of Betti numbers of graph ideals, *J. Combin. Theory Ser. A* **113** (2006), 435–454.
- [9] F. Khosh-Ahang, S. Moradi, Regularity and projective dimension of the edge ideal of C_5 -free vertex decomposable graphs, *Proceedings of the American Mathematical Society* **142** (2014), 1567–1576.
- [10] M. Kummini, Regularity, depth and arithmetic rank of bipartite edge ideals, *Journal of Algebraic Combinatorics* **30**, no. 4 (2009), 429.
- [11] M. Mahmoudi, A. Mousivand, M. Crupi, G. Rinaldo, N. Terai, and S. Yassemi, Vertex decomposability and regularity of very well-covered graphs, *Journal of Pure and Applied Algebra* **215**, no. 10 (2011), 2473–2480.
- [12] S. Morey, R. H. Villarreal, Edge ideals: Algebraic and combinatorial properties, *Progress in Commutative Algebra* 1, (2012), 85–126.
- [13] A. Van Tuyl, Sequentially Cohen-Macaulay bipartite graphs: vertex decomposability and regularity, *Arch. Math. (Basel)* **93**, no. 5 (2009), 451–459.
- [14] R. Woodroffe, Matchings, coverings, and Castelnuovo-Mumford regularity, *Journal of Commutative Algebra* **6**, no. 2 (2014), 287–304.

JÜRGEN HERZOG, FACHBEREICH MATHEMATIK, UNIVERSITÄT DUISBURG-ESSEN, CAMPUS ESSEN, 45117 ESSEN, GERMANY

E-mail address: juergen.herzog@uni-essen.de

SOMAYEH MORADI, DEPARTMENT OF MATHEMATICS, SCHOOL OF SCIENCE, ILAM UNIVERSITY, P.O.BOX 69315-516, ILAM, IRAN

E-mail address: so.moradi@ilam.ac.ir

MASOOMEH RAHIMBEIGI, DEPARTMENT OF MATHEMATICS, UNIVERSITY OF KURDISTAN, POST CODE 66177-15175, SANANDAJ, IRAN

E-mail address: rahimbeigi_masooome@yahoo.com