

Analysis of Two-Dimensional Feedback Systems over Networks Using Dissipativity

Yang Yan*, Lanlan Su*, Vijay Gupta and Panos Antsaklis

Abstract—This paper investigates the closed-loop \mathcal{L}_2 stability of two-dimensional (2-D) feedback systems across a digital communication network by introducing the tool of dissipativity. First, sampling of a continuous 2-D system is considered and an analytical characterization of the QSR -dissipativity of the sampled system is presented. Next, the input-feedforward output-feedback passivity (IF-OFP), a simplified form of QSR -dissipativity, is utilized to study the framework of feedback interconnection of two 2-D systems over networks. Then, the effects of signal quantization in communication links on dissipativity degradation of the 2-D feedback quantized system is analyzed. Additionally, an event-triggered mechanism is developed for 2-D networked control systems while maintaining \mathcal{L}_2 stability of the closed-loop system. In the end, an illustrative example is provided.

Index Terms—Two-dimensional systems, dissipativity analysis, networked control systems, event-triggering.

I. INTRODUCTION

Two-dimensional (2-D) continuous systems arise naturally in a wide range of applications, where the system variables depend on two variables, such as time and distance, or height and width. Examples include filter design [1], digital image processing [2], analysis of repetitive processes [3], thermal engineering [4], automobile platoons [5], see [6] [7] for more examples. Accordingly, the study of 2-D systems has received significant attention in the past decades, starting from the early works of Roesser [8], who generalized the state-space realization to 2-D space, and Fornasini [9], who studied stability of 2-D systems. More recent works have considered control of 2-D systems for disturbance attenuation (see e.g., [10] [11] [12] and the references therein).

It is well-known that the coupling between the vertical state and horizontal state makes the analysis for 2-D systems essentially more difficult than 1-D systems. In this work, we choose a dissipativity based framework to analyze 2-D feedback systems across a digital network. Dissipativity (and its special case of passivity) are rather standard notions for 1-D systems [13]. They provide an energy-based perspective for analysis and design, and relate strongly to Lyapunov and \mathcal{L}_2 stability theories [14]. For 2-D systems, some relevant works are [15] [16] [17] [18] that analyzed 2-D systems and designed 2-D filters using dissipativity and passivity.

Partial support from the National Science Foundation under Grants No. CNS-1035655, CNS-1446288 and CNS-1544724 and ARO under Grant No. W911NF-17-1-0072 is gratefully acknowledged.

Yan, Su, Gupta and Antsaklis are with the Department of Electrical Engineering, University of Notre Dame, Notre Dame, IN 46556 USA (e-mail: ginger.yang.yan@gmail.com, lanlansu.work@gmail.com, vgupta2@nd.edu, antsaklis.1@nd.edu).

* These authors contributed equally to this work.

On the other hand, for the massive needs for control over digital networks, for example the feedback control of transport phenomena (momentum, heat and mass transfer) coupled with chemical reactions, the dissipativity-based design allows for simple design of stable complex 2-D systems. However, to the best of our knowledge, the existing approaches for 2-D systems are not suitable to analyze the closed-loop stability of networked 2-D systems, which is the main concern of our work. Note that it is not trivial to extend dissipativity-based methods from 1-D systems to 2-D systems. Specifically, since dissipativity and passivity relate a time-dependent input-output supply function to a state-based storage function, dissipativity of a 2-D system is not equivalent to dissipativity of two 1-D systems (corresponding to the horizontal and vertical domains of the 2-D system). Moreover, bridging the dissipativity of a continuous 2-D system and its sampled system, and grouping the “local error” in the intermittent communication between a 2-D system and a 2-D controller in an event-triggering framework differ significantly from 1-D systems.

For linear 2-D systems, both the Roesser and F-M model are frequently used, which naturally appear in many practical applications. Since the F-M model can be transformed into Roesser model by model transformation [4], we focus on the general Roesser model in this work. The main contribution of this work is to present \mathcal{L}_2 stability analysis of 2-D continuous feedback systems across a digital network using dissipativity-based notions. We include three effects of the digital network – sampling and quantization of sensor output before transmission to the controller and the control input before transmission to the actuator, as also transmissions according to an event triggered scheme. We begin by defining QSR -dissipativity for continuous and discrete 2-D systems and identifying the relation of dissipativity to \mathcal{L}_2 -stability. Then, we provide an analytical characterization of the QSR -dissipativity of the system that is obtained when the output from the sensor is sampled and transmitted to the controller, and the control input is applied to the system via a sample and zero-order hold mechanism. We show that a large sampling period may lead to the sampled system becoming non-dissipative and for a linear continuous 2-D system, we provide a LMI-based sufficient condition to determine whether the sampled system is QSR -dissipative. Next, the input-feedforward output-feedback passivity (IF-OFP), a simplified form of QSR -dissipativity, is utilized to study the framework of feedback interconnection of two 2-D systems over network. We include the effect of quantization of the sensor output and the control input before transmission over the network. Following the work on quantization effects in 1-D systems [19], we focus on

logarithmic quantizers. The passivity degradation caused by the input and the output quantizers is analyzed for the 2-D closed-loop system, and a condition is provided to ensure that the closed-loop system under sampling and quantization remains \mathcal{L}_2 -stable. Finally, we propose an event-triggered scheme for transmission in a way that reduces the number of transmissions while maintaining \mathcal{L}_2 -stability of the closed-loop system.

The rest of this paper is organized as follows: Definitions of QSR -dissipativity for 2-D systems and the problem formulation are provided in Section II. Section III presents our main results. Section III-A analyzes dissipativity of a sampled 2-D system, Section III-B considers the effect of quantization of the sampled sensor output and control input, and Section III-C addresses the event-triggered transmission of these data. The results are illustrated with the help of an example in Section IV. Section V concludes this work.

Notation: The sets of real numbers, non-negative real numbers, and non-negative integers are denoted by \mathbb{R} , \mathbb{R}^+ and \mathbb{N} respectively. The Euclidean space of dimension n is denoted by \mathbb{R}^n . The Euclidean norm is denoted by $|\cdot|$. Denote \mathcal{L}_2^n as the set of signals $f : [0, \infty) \times [0, \infty) \rightarrow \mathbb{R}^n$ satisfying $\mathcal{L}_2^n = \{f(z_1, z_2) : \|f(z_1, z_2)\|_{\mathcal{L}_2}^2 = \int_0^\infty \int_0^\infty |f(z_1, z_2)|^2 dz_1 dz_2 < \infty\}$ when f is continuous on its domain and $\mathcal{L}_2^n = \{f(i, j) : \|f(i, j)\|_{\mathcal{L}_2}^2 = \sum_{i=0}^\infty \sum_{j=0}^\infty |f(i, j)|^2 < \infty\}$ when f is discrete on its domain. For a symmetric matrix A , the minimum eigenvalue of A is denoted as $\underline{\lambda}(A)$ and the maximum eigenvalue is denoted as $\bar{\lambda}(A)$. The n -dimensional identity matrix is denoted by $I_{n \times n}$, or simply by I if its dimension is clear from the context. The notation $\max(a, b)$ represents the larger of the values between $a, b \in \mathbb{R}$. The Kronecker product of two matrices A and B is denoted by $A \otimes B$. For a symmetric matrix represented blockwise, off diagonal blocks are abbreviated with “*”.

II. BACKGROUNDS

A. Preliminaries

Consider a nonlinear continuous 2-D system G_p in the following form:

$$\begin{cases} \frac{\partial x_h(z_1, z_2)}{\partial z_1} = f_h(x_h(z_1, z_2), x_v(z_1, z_2), u(z_1, z_2)) \\ \frac{\partial x_v(z_1, z_2)}{\partial z_2} = f_v(x_h(z_1, z_2), x_v(z_1, z_2), u(z_1, z_2)) \\ y(z_1, z_2) = g(x_h(z_1, z_2), x_v(z_1, z_2), u(z_1, z_2)) \end{cases}, \quad (1)$$

where $z_1, z_2 \geq 0$ are two independent variables. The variable z_1 is termed as the horizontal coordinate, while z_2 is termed as the vertical coordinate. In the above equation defined through the state space $\mathcal{X}_h, \mathcal{X}_v$, the input space \mathcal{U} and the output space \mathcal{Y} , $x_h \in \mathcal{X}_h \subset \mathbb{R}^{n_h}$ is called the horizontal state of the system, $x_v \in \mathcal{X}_v \subset \mathbb{R}^{n_v}$ is called the vertical state of the system. The variable $u \in \mathcal{U} \subset \mathbb{R}^m$ denotes the input to the system while $y \in \mathcal{Y} \subset \mathbb{R}^p$ is the output of the system. The boundary condition for the system (1) is specified by the pair $x_h(0, z_2), x_v(z_1, 0)$.

A special case of (1) is when the system is linear. We will sometimes focus on this case that is called the 2-D Roesser model as described by

$$\begin{cases} \frac{\partial x_h(z_1, z_2)}{\partial z_1} = A_{11}x_h(z_1, z_2) + A_{12}x_v(z_1, z_2) + B_1u(z_1, z_2) \\ \frac{\partial x_v(z_1, z_2)}{\partial z_2} = A_{21}x_h(z_1, z_2) + A_{22}x_v(z_1, z_2) + B_2u(z_1, z_2) \\ y(z_1, z_2) = C_1x_h(z_1, z_2) + C_2x_v(z_1, z_2) + Du(z_1, z_2). \end{cases} \quad (2)$$

Given the coupling between the horizontal and vertical states, we cannot define QSR -dissipativity of the system (1) through dissipativity of each state separately. Instead, we propose the following definition.

Definition 1. Given real matrices Q, S, R of appropriate size, the continuous 2-D system (1) is said to be QSR -dissipative if there exists a non-negative function $V = V_h + V_v$ where $V_h : \mathcal{X}_h \rightarrow \mathbb{R}^+$ and $V_v : \mathcal{X}_v \rightarrow \mathbb{R}^+$, called storage function, such that for all $Z_1 \geq 0, Z_2 \geq 0$, all $x_h(0, z_2) \in \mathcal{X}_h, x_v(z_1, 0) \in \mathcal{X}_v$, and all input functions $u \in \mathcal{U}$, the following inequality holds

$$\begin{aligned} & \int_0^{Z_1} [V_v(x_v(z_1, Z_2)) - V_v(x_v(z_1, 0))] dz_1 \\ & + \int_0^{Z_2} [V_h(x_h(Z_1, z_2)) - V_h(x_h(0, z_2))] dz_2 \\ & \leq \int_0^{Z_1} \int_0^{Z_2} [y^T(\tau_1, \tau_2) Q y(\tau_1, \tau_2) + 2y^T(\tau_1, \tau_2) S u(\tau_1, \tau_2) \\ & + u^T(\tau_1, \tau_2) R u(\tau_1, \tau_2)] d\tau_1 d\tau_2, \end{aligned} \quad (3)$$

along the trajectories of the system.

Definition 1 extends the standard dissipativity inequality from 1-D systems to 2-D systems and has a similar intuitive explanation that given any $Z_1, Z_2 \geq 0$, the energy stored in the final boundary state, $x_h(Z_1, z_2), z_2 \in [0, Z_2]$ and $x_v(z_1, Z_2), z_1 \in [0, Z_1]$, is at most equal to the sum of the energy stored in the initial boundary condition $x_h(0, z_2)$ for $z_2 \in [0, Z_2]$, $x_v(z_1, 0)$ for $z_1 \in [0, Z_1]$, and the total external supplied energy. Compared with the definition of QSR - α -dissipativity defined in [15] for 2-D systems with zero initial condition, Definition 1 in this paper adopts a storage function which examines the changing amount of stored energy of the dynamical 2-D system. Using a storage function, it enables us to consider the case with non-zero boundary conditions. It should be noted that the form of the storage function in the left hand side of (3) with two coordinates separated is relatively conservative. It is true that less or non-conservative Lyapunov functions have been proposed for stability analysis for 2-D systems [20] [21]. However, restricting its form in this way makes the dissipativity analysis of 2-D systems easier. This will be illustrated by Theorem 2 in Section III-A.

Given that we are interested in discrete 2-D systems that are obtained by sampling a continuous 2-D system, we also define dissipativity of a nonlinear discrete 2-D system described as

$$\begin{cases} x_h(i+1, j) = f_h(x_h(i, j), x_v(i, j), u(i, j)) \\ x_v(i, j+1) = f_v(x_h(i, j), x_v(i, j), u(i, j)) \\ y(i, j) = g(x_h(i, j), x_v(i, j), u(i, j)) \end{cases}, \quad (4)$$

where $x^h(i, j) \in \mathcal{X}_h \in \mathbb{R}^{n_h}$ is the horizontal state, $x^v(i, j) \in \mathcal{X}_v \in \mathbb{R}^{n_v}$ is the vertical state, $u(i, j) \in \mathcal{U} \in \mathbb{R}^m$ is the input and $y(i, j) \in \mathcal{Y} \in \mathbb{R}^p$ is the output.

Definition 2. Given real matrices Q, S, R of appropriate size, the discrete 2-D system (4) is said to be *QSR-dissipative* if there exists a non-negative storage function $V = V_h + V_v$ where $V_h : \mathcal{X}_h \rightarrow \mathbb{R}^+$ and $V_v : \mathcal{X}_v \rightarrow \mathbb{R}^+$, such that for all $N_1, N_2 \in \mathbb{N}$, all $x_h(0, j) \in \mathcal{X}_h$, $x_v(i, 0) \in \mathcal{X}_v$, and all input functions $u \in \mathcal{U}$,

$$\begin{aligned} & \sum_{i=0}^{N_1-1} [V_v(x_v(i, N_2)) - V_v(x_v(i, 0))] \\ & + \sum_{j=0}^{N_2-1} [V_h(x_h(N_1, j)) - V_h(x_h(0, j))] \\ & \leq \sum_{i=0}^{N_1-1} \sum_{j=0}^{N_2-1} [y^T(i, j)Qy(i, j) + 2y^T(i, j)Su(i, j) \\ & + u^T(i, j)Ru(i, j)], \end{aligned} \quad (5)$$

along the trajectories of the system.

Since $y^T Q y = \frac{1}{2} y^T (Q + Q^T) y$ and $u^T R u = \frac{1}{2} u^T (R + R^T) u$, we restrict the matrices Q and R in Definition 1 and 2 to be symmetric without loss of generality.

By generalizing the definition of \mathcal{L}_2 stability for 1-D systems [22], a continuous 2-D system is \mathcal{L}_2 stable, if there is a constant gain $\gamma > 0$ and β , such that for all $Z_1, Z_2 \in \mathbb{R}^+$, all $x_h(0, z_2) \in \mathcal{X}_h$, $x_v(z_1, 0) \in \mathcal{X}_v$, and all $u \in \mathcal{U}$,

$$\begin{aligned} & \int_0^{Z_1} \int_0^{Z_2} |y(z_1, z_2)|^2 dz_2 dz_1 \\ & \leq \gamma^2 \int_0^{Z_1} \int_0^{Z_2} |u(z_1, z_2)|^2 dz_2 dz_1 + \beta. \end{aligned}$$

Consider the *QSR-dissipative* state-space system (1) with $Q = -I$, $S = 0$, $R = \gamma^2 I$, we can observe that it is \mathcal{L}_2 stable with $\beta = \int_0^{Z_1} V_v(x_v(z_1, 0)) dz_1 + \int_0^{Z_2} V_h(x_h(0, z_2)) dz_2$. Similar statement can be made for the discrete case.

Passivity and some related definitions can now be given as follows.

Definition 3. Consider a continuous 2-D system (1) or a discrete 2-D system (4) that is *QSR-dissipative*. The system

- is passive, if the system is $(0, \frac{1}{2}I, 0)$ -dissipative;
- is input feedforward passive (IFP), if there exists a constant $\nu \in \mathbb{R}$ such that the system is $(0, \frac{1}{2}I, -\nu I)$ -dissipative; we call such a ν an *IFP level*, denoted as $IFP(\nu)$;
- is output feedback passive (OFP), if there exists a constant $\rho \in \mathbb{R}$ such that the system is $(-\rho I, \frac{1}{2}I, 0)$ -dissipative; we call such a ρ an *OFP level*, denoted as $OFP(\rho)$;
- is input-feedforward-output-feedback passive (IF-OFP), if the system is $(-\rho I, \frac{1}{2}I, -\nu I)$ -dissipative for some $\rho, \nu \in \mathbb{R}$; we call such ρ and ν *IF-OFP levels*, denoted as $IF-OFP(\rho, \nu)$;
- has a finite \mathcal{L}_2 -gain, if there exists a constant $\gamma > 0$ such that the system is $(-I, 0, \gamma^2 I)$ -dissipative, denoted as $FGS(\gamma)$.

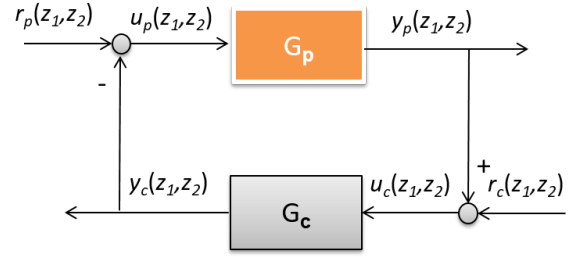


Fig. 1: Feedback Interconnection of Two 2-D Systems

For both continuous and discrete 2-D systems (1) and (4), the following results state the relationship between *QSR-dissipativity* and \mathcal{L}_2 stability. The proofs of these results follow along those of similar results for 1-D systems [14] [23] and are omitted.

Lemma 1. A system that is *QSR-dissipative* for $Q < 0$ is \mathcal{L}_2 -stable.

Lemma 2. Consider the feedback interconnection depicted in Figure 1 where each of the 2-D feedback subsystems G_p and G_c are *IF-OFP* (ν_1, ρ_1) and *IF-OFP* (ν_2, ρ_2) , respectively. Then the closed-loop system is \mathcal{L}_2 -stable if

$$\begin{aligned} \nu_2 + \rho_1 &> 0, \\ \nu_1 + \rho_2 &> 0. \end{aligned} \quad (6)$$

B. Problem Formulation

As shown in Figure 1, let us consider the feedback interconnection of 2-D continuous systems G_p and G_c across a digital communication network. In particular, let the output of the system G_p be sampled and quantized before transmission across the network according to an event triggered mechanism. Similarly, let the control input from G_c be quantized before transmission across the network and applied back to the system G_p through a zero order hold. It is known that all these operations – sampling, quantization, and event-triggered transmission – can lead to loss of dissipativity. In this paper, we wish to identify conditions under which 2-D systems retain their dissipativity properties under these operations, and further, the impact of these operations on the \mathcal{L}_2 stability of the closed-loop system.

Particularly, the problem can be divided into three steps. The first step is to characterize the *QSR-dissipativity* of a sampled 2-D system. Then by utilizing *IF-OFP*, a simplified form of *QSR-dissipativity*, the second step is to analyze the effect of the quantization on the closed-loop \mathcal{L}_2 stability. The third step is to design an event-triggered mechanism for 2-D networked control systems while maintaining \mathcal{L}_2 stability of the closed-loop system.

III. MAIN RESULTS

In this section, we present the main results of the paper. We consider the three operations – sampling, quantization, and event triggered transmission – in a digital network sequentially. The proofs of all the technical results can be found in the appendix.

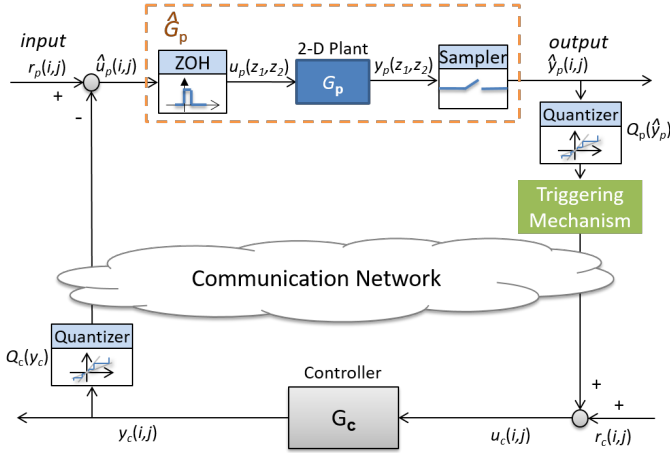


Fig. 2: A 2-D system Interconnected with a Controller over a Digital Network

A. Dissipativity of Sampled 2-D Systems

We begin by considering the impact of sampling. Thus, we focus on the system \hat{G}_p depicted in the dashed box in Figure 2 whose output is obtained by sampling the output of the continuous system G_p and whose input is applied to G_p through a zero order hold.

Let us start with linear systems. We consider the continuous 2-D Roesser linear model from (2) and we assume that $A_{11} \in \mathbb{R}^{n_h \times n_h}$ and $A_{22} \in \mathbb{R}^{n_v \times n_v}$ are nonsingular for simplicity. By considering a storage function $V(x_h(i, j), x_v(i, j)) = x_h^T(i, j)P_h x_h(i, j) + x_v^T(i, j)P_v x_v(i, j)$, the following result provides a sufficient condition for establishing the QSR-dissipativity of a sampled system.

Theorem 1. Consider a sampled 2-D model with sampling period h_1, h_2 . The sampled system is $(\hat{Q}_p, \hat{S}_p, \hat{R}_p)$ -dissipative if there exist matrices $P_h > 0$ and $P_v > 0$ such that

$$\begin{pmatrix} A_d^T P A_d - P - C_d^T \hat{Q}_p C_d & * \\ A_d^T P B_d - C_d^T \hat{Q}_p D - C^T \hat{S}_p & \Phi \end{pmatrix} \leq 0, \quad (7)$$

where

$$\begin{cases} \Phi = B_d^T P B_d - \hat{R}_p - D_d^T \hat{Q}_p D_d - \hat{S}_p^T D_d - D_d^T \hat{S}_p \\ A_d = \begin{pmatrix} e^{A_{11} h_1} & (e^{A_{11} h_1} - I) A_{11}^{-1} A_{12} \\ (e^{A_{22} h_2} - I) A_{22}^{-1} A_{21} & e^{A_{22} h_2} \end{pmatrix} \\ B_d = \begin{pmatrix} (e^{A_{11} h_1} - I) A_{11}^{-1} B_1 \\ (e^{A_{22} h_2} - I) A_{22}^{-1} B_2 \end{pmatrix} \\ C_d = (C_1 \quad C_2), D_d = D \\ P = \begin{pmatrix} P_h & 0 \\ 0 & P_v \end{pmatrix}. \end{cases} \quad (8)$$

Remark 1. In the above theorem, it is assumed for simplicity that A_{11} and A_{22} are nonsingular. Whenever A_{11} or A_{22} is a singular matrix, the matrix-valued function $(e^{A_{11} h_1} - I) A_{11}^{-1}$, and $(e^{A_{22} h_2} - I) A_{22}^{-1}$ respectively, in the presentation of Theorem 2 are represented as $\sum_{k=1}^{\infty} h_1 (A_{11} h_1)^{k-1} / k$, and $\sum_{k=1}^{\infty} h_2 (A_{22} h_2)^{k-1} / k$, respectively, [24]. Note that the summation of the series can be obtained by numerical methods, see for instance [25].

Next, let us consider the nonlinear case. We state the following assumption that is made following [26] and [27] which study the impact of sampling on dissipativity of 1-D systems.

Assumption 1. There exist scalars $\alpha_1, \alpha_2 \geq 0$ such that for all $Z_1 \geq 0, Z_2 \geq 0$ and for all $u_p \in \mathcal{U}$,

$$\begin{aligned} \int_0^{Z_1} \left| \frac{\partial y_p(z_1, z_2)}{\partial z_1} \right|^2 dz_1 &\leq \alpha_1^2 \int_0^{Z_1} |u_p(z_1, z_2)|^2 dz_1, \\ \int_0^{Z_2} \left| \frac{\partial y_p(z_1, z_2)}{\partial z_2} \right|^2 dz_2 &\leq \alpha_2^2 \int_0^{Z_2} |u_p(z_1, z_2)|^2 dz_2. \end{aligned} \quad (9)$$

This assumption puts a constraint on how fast the output response can change, with respect to each direction, for all admissible inputs. Note that Section 5.3 in [14] gives us some insights of how to find such α_1 and α_2 for a given 2-D system. They can be viewed as the \mathcal{L}_2 gain of the mappings $u(z_1, z_2) \rightarrow \frac{\partial y_p(z_1, z_2)}{\partial z_1}$ and $u(z_1, z_2) \rightarrow \frac{\partial y_p(z_1, z_2)}{\partial z_2}$ respectively.

Denote by h_1 and h_2 the sampling period for the horizontal and vertical coordinates in 2-D domains, respectively. Denote the input (respectively the output) of \hat{G}_p as $\hat{u}_p(ih_1, jh_2)$ (respectively $\hat{y}_p(ih_1, jh_2)$), which is abbreviated for notational convenience as $\hat{u}_p(i, j)$ (respectively $\hat{y}_p(i, j)$) for the rest of this paper.

Thus,

$$\begin{cases} u_p(z_1, z_2) = \hat{u}_p(i, j) \\ \hat{y}_p(i, j) = y_p(ih_1, jh_2) \end{cases} \quad \forall z_1 \in [ih_1, (i+1)h_1) \\ \quad \forall z_2 \in [jh_2, (j+1)h_2) \quad , \quad (10)$$

for $\forall i, j \in \mathbb{N}$.

Denote by $\Delta y_p(z_1, z_2)$ the difference between outputs of G_p and \hat{G}_p , i.e.,

$$\Delta y_p(z_1, z_2) = y_p(z_1, z_2) - \hat{y}_p(i, j), \quad (11)$$

where $z_1 \in [ih_1, (i+1)h_1)$ and $z_2 \in [jh_2, (j+1)h_2)$ for all $i, j \in \mathbb{N}$.

The following result reveals the relation between sampling error Δy_p and sampling periods, h_1, h_2 .

Lemma 3. Consider a continuous 2-D system G_p and its sampled model \hat{G}_p as shown in Figure 2. Under Assumption 1, for all $\forall N_1, N_2 \in \mathbb{N}$ with $Z_1 = N_1 h_1, Z_2 = N_2 h_2$, we have

$$\begin{aligned} \int_0^{Z_1} \int_0^{Z_2} |\Delta y_p(z_1, z_2)|^2 dz_2 dz_1 \\ \leq 2(\alpha_1^2 h_1^2 + \alpha_2^2 h_2^2) \int_0^{Z_1} \int_0^{Z_2} |u_p(z_1, z_2)|^2 dz_2 dz_1. \end{aligned} \quad (12)$$

Note that it is difficult to obtain the relation between sampling error $\Delta y_p(z_1, z_2)$ and sampling periods h_1 & h_2 , in 2-D domains. Although it may be easy to derive a simplified result (by eliminating either dimension) for 1-D systems, extending to 2-D systems is non-trivial, see the proof of Appendix-B for details.

The following result relates the QSR-dissipativity of the continuous nonlinear 2-D system G_p and its corresponding sampled 2-D model \hat{G}_p .

Theorem 2. Consider a (Q_p, S_p, R_p) -dissipative continuous nonlinear 2-D system G_p and obtain a discrete system \hat{G}_p using sampling and zero-order hold as shown in Figure 2. Under Assumption 1, \hat{G}_p is $(\hat{Q}_p, \hat{S}_p, \hat{R}_p)$ -dissipative if there exist constants $\xi_1, \xi_2, \xi_3 \in \mathbb{R}^+$ such that

$$\begin{aligned} \lambda(\hat{Q}_p - Q_p) &\geq \xi_1 \bar{\sigma}_{max}^2(\hat{Q}_p) + \xi_2 \bar{\sigma}_{max}^2(\hat{S}_p - S_p), \\ \lambda(\hat{R}_p - R_p) &\geq 2(\alpha_1 h_1 + \alpha_2 h_2)(|\lambda(\hat{Q}_p)| + \frac{1}{\xi_1} + \frac{1}{\xi_3}) \\ &\quad + \xi_3 \bar{\sigma}_{max}^2(\hat{S}_p) + \frac{1}{\xi_2}. \end{aligned} \quad (13)$$

Theorem 1 proposes a method to estimate the QSR-dissipativity of a sampled system using the dissipativity matrices for the original system and the sampling periods.

B. Quantization of Sampled 2-D Systems

In the rest of this work, we assume the dimensions of the input and output are the same, i.e., $m = p$, and we restrict the plant and controller to be IF-OFP systems. The main reason that we consider IF-OFP systems is that it enables us to get a more clear and verifiable condition and IF-OFP levels provide a quantifiable measure of the dissipativity degradation over network induced effects.

We now consider the impact of quantization on dissipativity. Specifically, we consider the framework shown in Figure 2, but without the event-triggering mechanism present. The outputs of the two systems, i.e., $\hat{y}_p(i, j)$ and $y_c(i, j)$, are quantized using quantizers Q_p and Q_c , respectively, before transmission. We focus on static logarithmic quantizers that have been utilized widely in networked control systems (see, e.g., [28] [29] [30]). As illustrated in Figure 3, this quantizer is defined as

$$Q(v) = \begin{cases} \theta^i & \text{if } \frac{1}{1+\delta}\theta^i < v \leq \frac{1}{1-\delta}\theta^i \\ 0 & \text{if } v = 0 \\ -Q(-v) & \text{if } v < 0 \end{cases}, \quad (14)$$

where $v \in \mathbb{R}$ is the input and $Q(v)$ is the output of the quantizer, $0 < \theta < 1$ represents the quantization density, $\delta = \frac{1-\theta}{1+\theta}$ and $\delta \in (0, 1)$. Thus, the quantization error, defined as $\Delta v \triangleq Q(v) - v$, admits the following bound condition

$$|\Delta v| \leq \delta |v|, \quad (15)$$

which can be equivalently rewritten as

$$(1 - \delta)v^2 \leq vQ(v) \leq (1 + \delta)v^2. \quad (16)$$

We assume (following [31]) that $Q(\cdot)$ acts as a component-wise operator on the input signal if the input to the quantizer is a vector.

The following result characterizes the effect of quantization on \mathcal{L}_2 -stability of the feedback interconnected 2-D system based on the passivity levels.

Theorem 3. Consider a IF-OFP(ρ_p, ν_p) 2-D system \hat{G}_p and a IF-OFP(ρ_c, ν_c) 2-D system G_c interconnected through a feedback loop with logarithmic quantizers at the outputs as

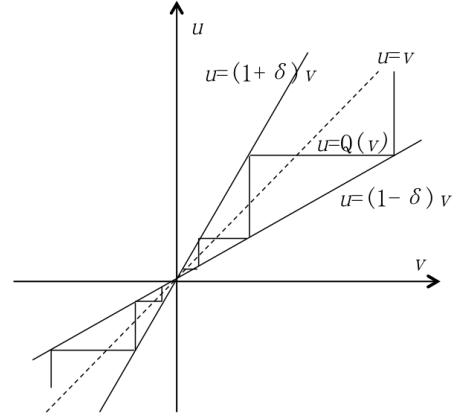


Fig. 3: Logarithmic Quantizer

shown in Figure 2 (but with the event triggered communication absent). The closed-loop map is \mathcal{L}_2 -stable if there exist $\beta_1, \beta_2 \in \mathbb{R}^+$ such that

$$\rho_p + \nu_c > (\delta_p^2 + 2\delta_p)|\nu_c| + (1 + \frac{\beta_2}{2})\delta_p^2 + \frac{1}{2\beta_1}, \quad (17)$$

$$\rho_c + \nu_p > (\delta_c^2 + 2\delta_c)|\nu_p| + (1 + \frac{\beta_1}{2})\delta_c^2 + \frac{1}{2\beta_2}. \quad (18)$$

Remark 2. Theorem 3 reduces to Lemma 2 when no quantizer is adopted in network while the right hand side of above inequalities can be interpreted as the deficiency of passivity caused by quantization.

Note that Theorem 3 does not assume that both the components are passive. In case one of the components (say system \hat{G}_p) has a shortage of passivity, i.e. with negative passivity levels, the other component (say G_c) can be used to compensate this shortage as well as the loss of passivity caused by quantization. The following remark gives us a design-oriented perspective for such controllers.

Remark 3. Consider a IF-OFP(ρ_p, ν_p) 2-D system \hat{G}_p and a IF-OFP(ρ_c, ν_c) 2-D system G_c interconnected through a feedback loop with logarithmic quantizers at their outputs as shown in Figure 2 (but with the event-triggered communication absent). If the controller satisfies

$$\nu_c - (\delta_p^2 + 2\delta_p)|\nu_c| > -\rho_p + (1 + \frac{\beta_2}{2})\delta_p^2 + \frac{1}{2\beta_1}, \quad (19)$$

$$\rho_c > -\nu_p + (\delta_c^2 + 2\delta_c)|\nu_p| + (1 + \frac{\beta_1}{2})\delta_c^2 + \frac{1}{2\beta_2}, \quad (20)$$

where $\beta_1, \beta_2 \in \mathbb{R}^+$, then the feedback interconnected system is \mathcal{L}_2 -stable.

In this setting, the representation-free manner of controller design enhances the closed-loop performance from a practical point of view. Since the passivity levels of a system can be changed using passivation method (see, for instance, [27] [32]), the constants β_1 and β_2 in (19)-(20) leave a lot of room for the designer to design the controller in order to ensure stability.

It can be observed from (14)-(15) that the logarithmic quantizer has an infinite number of discrete quantization levels

due to its time-invariance nature, which makes it impractical to be implemented. In practice, it is usually needed to set a small enough value $\epsilon > 0$, which is called dead zone, and let $Q(v) = 0$, when $|v| < \epsilon$. In this way, a finite quantization levels are available given bounded input, and the practical stability can be achieved.

C. Event-triggered Design of Quantized 2-D Systems

We now consider the complete digital control framework shown in Figure 2. Now it requires a system to only broadcast its quantized output information when the local output error exceeds a given threshold. It is worth mentioning that in 2-D domains, there exist two independent coordinates so the local output error is spread over a quadrant. This fact definitely leads to technical challenge for the event-triggering design. Note that the following assumption is common in practice since a wide range of physical applications have bounded domains. For instance, the spacial domain of thermal processes modeled by 2-D systems is bounded [33], and both the horizontal and vertical domains of 2-D image processing are bounded [34].

Assumption 2. *We restrict our attention to 2-D systems with one of the coordinates varies on a bounded spatial domain.*

As it will be explained in Remark 4, the proposed methodology can be used also for the general 2-D systems with infinite horizontal and vertical coordinates. For clarity of exposition, we assume that the horizontal coordinate represents the space which is bounded, while the vertical coordinate represents time. Before presenting our main result of this subsection, let us introduce the following definition.

Definition 4. *A nonlinear discrete 2-D system (4) with bounded spatial domain, i.e., $i \in [0, N_1 - 1]$, is said to have finite \mathcal{L}_2 -gain if there exist constants $\gamma > 0, \zeta$ such that for all $N_2 \in \mathbb{N}$, all $x_h(0, j) \in \mathcal{X}_h$, $x_v(i, 0) \in \mathcal{X}_v$, and all input function $u \in \mathcal{U}$,*

$$\sum_{i=0}^{N_1-1} \sum_{j=0}^{N_2-1} |y(i, j)|^2 \leq \gamma \sum_{i=0}^{N_1-1} \sum_{j=0}^{N_2-1} |u(i, j)|^2 + \zeta. \quad (21)$$

Event-triggered transmission has become very popular in networked control literature, see for instance [35] [36] [37] [38]. In this work, we will design a triggering mechanism to determine the transmission instants from the system \hat{G}_p to G_c . Denote by $j_k, k = 1, 2, \dots$ the k -th triggering instants. The following theorem provides such an event-triggered mechanism that preserves \mathcal{L}_2 -stability.

Theorem 4. *Consider the framework in Figure 2, wherein the 2-D systems \hat{G}_p and G_c have bounded spatial domains and they are IF-OFP(ρ_p, ν_p) and IF-OFP(ρ_c, ν_c), respectively. Suppose that there exist $\beta_1, \beta_2 \in \mathbb{R}^+$ such that $q_1, q_2 < 0$ where*

$$\begin{cases} q_1 = -(\rho_p + \nu_c) + (\delta_p^2 + 2\delta_p)\nu_c + (\frac{\beta_2}{2} + 1)\delta_p^2 + \frac{1}{2\beta_1} \\ q_2 = -(\rho_c + \nu_p) + (\delta_c^2 + 2\delta_c)\nu_c + (\frac{\beta_1}{2} + 1)\delta_p^2 + \frac{1}{2\beta_2}. \end{cases}$$

Assume for each $k = 1, 2, \dots$, the next triggering instant j_{k+1} is chosen according to

$$\begin{aligned} j_{k+1} &= \min_{\substack{j \in \mathbb{N}, j > j_k \\ N_1-1}} j \\ \text{s.t.} \quad &\sum_{i=0}^{N_1-1} |\epsilon e(i, j) + \frac{\nu_c}{\epsilon} \mathcal{Q}_p(\hat{y}_p(i, j))|^2 > \\ &\left(\frac{\nu_c^2}{\epsilon^2} - \frac{\theta_1 q_1}{(1+\delta_p)^2} \right) \sum_{i=0}^{N_1-1} |\mathcal{Q}_p(\hat{y}_p(i, j))|^2, \end{aligned} \quad (22)$$

where $\epsilon(i, j) \triangleq \mathcal{Q}_p(\hat{y}_p(i, j)) - \mathcal{Q}_p(\hat{y}_p(i, j_k))$ and $\epsilon^2 = |\nu_c| - \nu_c - \frac{1}{4\theta_2 q_2}$ with $\theta_1, \theta_2 \in (0, 1)$. Then the interconnected system has a finite \mathcal{L}_2 -gain.

Under the event-triggering mechanism, the sensor connected to the plant output determines when to transmit the sampled output to the network in order to guarantee the closed-loop stability, which can be summarized as follows. First, we set the initial triggering instant as $j_1 = 0$. Specifically, at the initial time step, the quantized output of the sampled system \hat{G}_p at all positions on horizontal coordinate, i.e., $\mathcal{Q}_p(\hat{y}_p(i, 0)), i \in \{0, \dots, N_1 - 1\}$ will be sent to the controller G_c . Next, at each $k = 1, 2, \dots$, we examine the condition (22) at each time step $j \geq j_k + 1$. If the triggering condition (22) is not satisfied at certain time step, no update will be implemented by the transmitter at this moment, but j increases by 1. In this case, the input of the controller G_c is given by $u_c(i, j) = r_c(i, j) + \mathcal{Q}_p(\hat{y}_p(i, j_k))$. Whenever the triggering condition (22) holds, the quantized output of the sampled system \hat{G}_p at all positions on the horizontal coordinate, i.e., $\mathcal{Q}_p(\hat{y}_p(i, j)), i \in \{0, \dots, N_1 - 1\}$ will be updated and transmitted to the controller G_c . At the same time, we update $j_{k+1} = j$. We repeat this process until the end. It is worth mentioning that the proposed triggering mechanism can also be applied to the general 2-D domains. For instance, when i and j are both spatial coordinates representing horizontal and vertical directions, the proposed triggering mechanism can be exploited to determine the necessary information exchanging moments alongside the horizontal coordinate or the vertical coordinate.

Remark 4. *The event-triggering condition in Theorem 4 is obtained by comparing the output errors accumulated in finite spatial domain along the temporal coordinate. This methodology can be extended to general 2-D systems with infinite spatial domains. Specifically, one can grid the infinite spatial domain into consecutive intervals, i.e., $i \in [0, N_1 - 1], [N_1, 2N_1 - 1], \dots$, and then perform the event-triggering mechanism for each interval. In this way, the condition in (21) is satisfied for the sum over $i \in [0, N_1 - 1], [N_1, 2N_1 - 1], \dots$. This implies that the discrete 2-D system has a finite \mathcal{L}_2 gain according to Definition 3.*

IV. SIMULATION AND EXAMPLE

Consider the hyperbolic partial differential equation (PDE) of second order [33], which is described as

$$\frac{\partial^2 s(x, t)}{\partial x \partial t} = a_1 \frac{\partial s(x, t)}{\partial t} + a_2 \frac{\partial s(x, t)}{\partial x} + a_0 s(x, t) + b f(x, t), \quad (23)$$

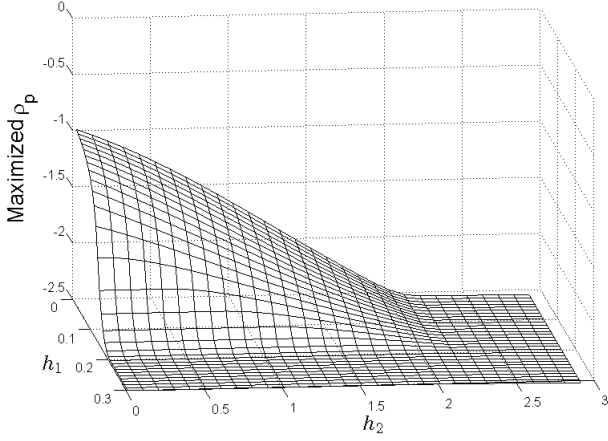


Fig. 4: Maximized ρ_p obtained via Theorem 2

with the boundary conditions

$$s(0, t) = q(t), \quad s(x, 0) = p(x),$$

where a_1, a_2, a_0, b are real constants and $f(x, t)$ is the system input. Such a class of equations can be used to describe linear processes in thermal engineering such as gas absorption and water stream heating.

Taking the feedback control of a heat exchanger as a practical example, here, $s(x, t)$ represents the temperature at x (space) and t (time). $f(x, t)$ is a given force function. By defining $r(x, t) \triangleq \frac{\partial s(x, t)}{\partial t} - a_2 s(x, t)$ as an internal variable, we can transform the hyperbolic PDE into a 2-D continuous Roesser model given by

$$\begin{bmatrix} \frac{\partial r(x, t)}{\partial x} \\ \frac{\partial s(x, t)}{\partial t} \end{bmatrix} = \begin{bmatrix} a_1 & a_1 a_2 + a_0 \\ 1 & a_2 \end{bmatrix} \begin{bmatrix} r(x, t) \\ s(x, t) \end{bmatrix} + \begin{bmatrix} b \\ 0 \end{bmatrix} f(x, t) \quad (24)$$

with the boundary conditions

$$\begin{cases} r(0, t) = \frac{dq(t)}{dt} - a_2 q(t), \\ s(x, 0) = p(x). \end{cases} \quad (25)$$

We consider the above PDE equation with $a_0 = 1, a_1 = 1, a_2 = -1, b = 1, q(t) = 1, p(x) = e^{-x}$, and consider the output as $y(x, t) = r(x, t) + s(x, t)$, which is the changing rate of the temperature. By taking $r(x, t)$ as horizontal state and $s(x, t)$ as vertical state, then the continuous Roesser model (2) under consideration is given by

$$\begin{cases} \begin{bmatrix} A_{11} & A_{12} \\ A_{21} & A_{22} \end{bmatrix} = \begin{bmatrix} 1 & 0 \\ 1 & -1 \end{bmatrix}, \quad \begin{bmatrix} B_1 \\ B_2 \end{bmatrix} = \begin{bmatrix} 1 \\ 0 \end{bmatrix}, \\ \begin{bmatrix} C_1 & C_2 \end{bmatrix} = \begin{bmatrix} 1 & 1 \end{bmatrix}, \quad D = \emptyset, \end{cases} \quad (26)$$

with the boundary condition $r(0, t) = 1, s(x, 0) = e^{-x}$.

To begin with, let us observe that the 2-D continuous system (26) is unstable since we have (See Theorem 4 in [39] for details)

$$\operatorname{Re}[\lambda(A_{11})] = 1 > 0.$$

The problem is to establish whether the closed-loop system with a given output feedback controller G_c over a digital network as depicted in Figure 2 is stable.

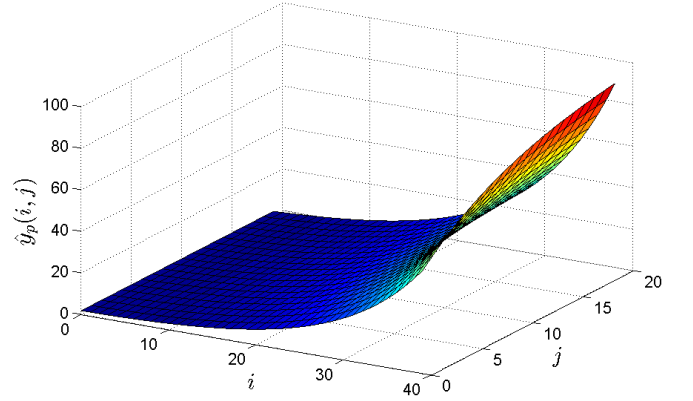


Fig. 5: The trajectory of output $\hat{y}_p(i, j)$

Firstly, let us estimate the $(\hat{Q}_p, \hat{S}_p, \hat{R}_p)$ -dissipativity of the sampled system \hat{G}_p corresponding to the continuous 2-D system (26). Since the system G_p described in (26) has single input and single output, the $(\hat{Q}_p, \hat{S}_p, \hat{R}_p)$ -dissipativity of its sampled system \hat{G}_p can be equivalently expressed by its IF-OPF levels (ρ_p, ν_p) by letting $\hat{Q}_p = -\rho_p, \hat{S}_p = 0.5, \hat{R}_p = -\nu_p$. Given the sampling periods h_1, h_2 and a fixed ν_p (respectively ρ_p), the lower bound of maximum ρ_p (respectively ν_p) can be derived via maximizing ρ_p (respectively ν_p) subject to the LMI condition proposed in (7). Here, we fix $\nu_p = -0.1$, and compute the maximized ρ_p for different values of $(h_1, h_2) \in [0, 0.3] \times [0, 3]$ based on (7)-(8), which is plotted in Figure 4. As shown in Figure 4, with fixed h_1 (respectively h_2), the maximized ρ_p decreases monotonically as h_2 (respectively h_1) increasing, and it remains constant when it hits the value $\rho_p = -2.5$ resulting from the fact that the domain of (ρ, ν) of a IF-OPF system is constrained as stated in Lemma 4.

With $h_1 = h_2 = 0.1$ and $\nu_p = -0.1$, we obtain $\rho_p = -1.317$. This set of values will be used in the following steps.

With $h_1 = h_2 = 0.1$, we compute the output of the sampled system $\hat{y}_p(i, j)$ under the boundary conditions (25). It is shown by Figure 5 that the sampled system is unstable since $\hat{y}_p(i, j)$ diverges as i or j increasing.

Next, with $h_1 = h_2 = 0.1$, we consider the closed-loop system in Figure 2 with event-triggered communication absent. It is assumed that the output of the sampled system $\hat{y}_p(i, j)$ and the output of the controller $y_c(i, j)$ are quantized before being transmitted by the logarithmic quantizer $\mathcal{Q}_p(\cdot)$ and $\mathcal{Q}_c(\cdot)$, respectively, saying $\delta_c = \delta_p = 0.04$ in this example. The first task is searching for a controller G_c with IF-OPF levels (ρ_c, ν_c) satisfying (19)-(20) with some $\beta_1, \beta_2 \in \mathbb{R}^+$. In this example, we consider a static linear output feedback controller $y_c(i, j) = K u_c(i, j)$. Specifically, given $\rho_p = -1.317, \nu_p = -0.1$ and $\delta_c = \delta_p = 0.04$, it can be easily obtained that by letting $K = 3$, the feedback controller G_c is IF-OPF with $\rho_c = 0.166, \nu_c = 1.5$ while the conditions in (19)-(20) being satisfied with $\beta_1 = 36, \beta_2 = 56$. Figure 6 (a) shows the closed-loop response $\hat{y}_p(i, j)$ of the sampled system without quantization, i.e., $\delta_c = \delta_p = 0$, while Figure 6 (b) shows the trajectory of the quantized output of the sampled system with $\mathcal{Q}_p(\hat{y}_p(i, j))$. It is shown in Figure 6 (b) that with the

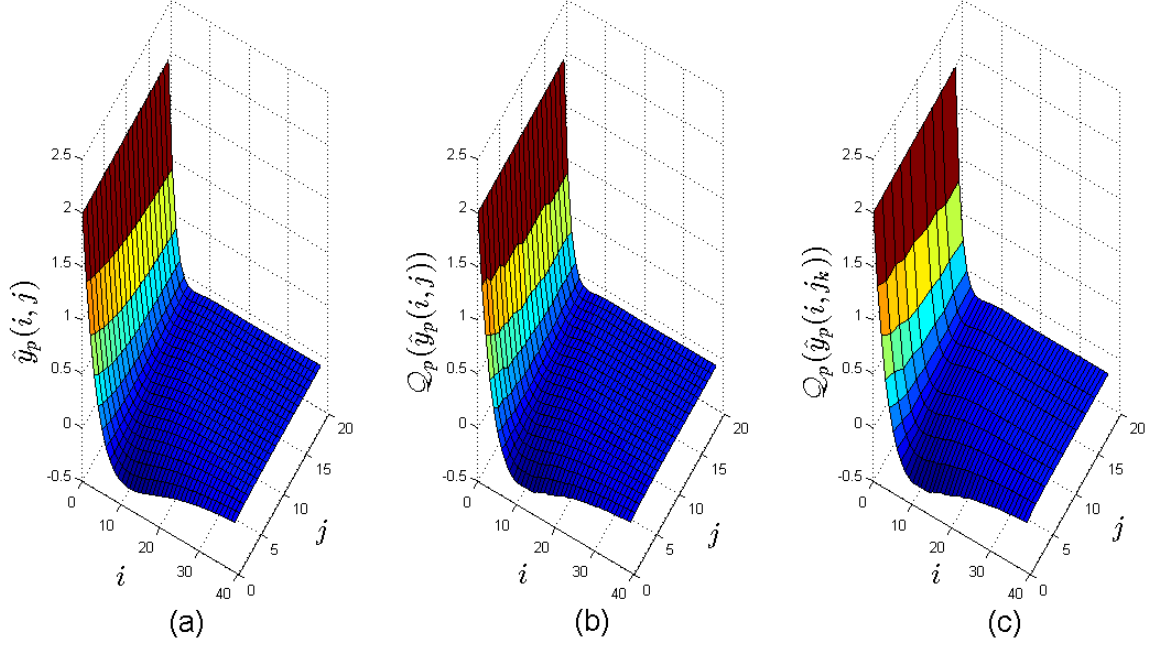


Fig. 6: Trajectories of transmitted output of \hat{G}_p : (a) without digital network; (b) with quantizers; (c) with quantizers and event triggered communication

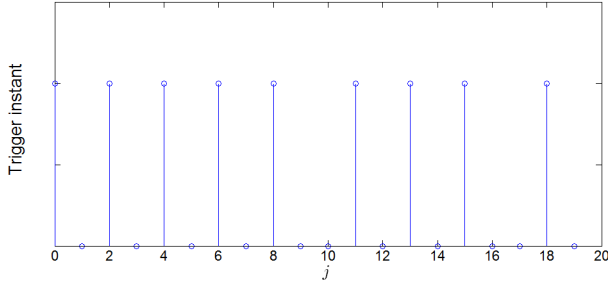


Fig. 7: Triggering instants along j coordinate

feedback controller, the trajectory of the system output under quantization converges to zero as i and j increase.

In the end, we consider the complete framework in Figure 2 by applying the triggering mechanism proposed in Theorem 4. Specifically, we assume that the spacial domain is bounded by $N_1 = 40$, i.e., $i \in [0, 39]$. Let us set $\theta_1 = \theta_2 = 0.5$. Based on Theorem 4, the quantized output of the sampled system \hat{G}_p , $\mathcal{Q}_p(\hat{y}_p(i, j))$, $i \in \{0, 1, \dots, 39\}$ is transmitted only when the triggering condition in (22) is satisfied. Figure 7 shows the triggering instants along the j coordinate while Figure 6 (c) plots the trajectory of transmitted signal $\mathcal{Q}_p(\hat{y}_p(i, j_k))$. It is shown by Figure 6 (c) that the unstable 2-D continuous system (26) is stable under feedback interconnection over the digital network as depicted in Figure 2.

V. CONCLUSION

In this paper, we have studied the dissipativity analysis for a continuous 2-D system across a digital communication network. First, dissipativity of sampled nonlinear 2-D systems

is characterized. Then, the effects of signal quantization in communication links on dissipativity of such systems is considered. In the end, an event-triggered scheme is proposed for 2-D networked control systems. Based on these conditions, the \mathcal{L}_2 -stability and robustness of the closed-loop system is guaranteed under these network induced effects.

APPENDIX

A. Domain of Passivity Indices

Lemma 4. [40] *The range of ρ, ν in a IF-OFP system is $\Omega = \Omega_1 \cup \Omega_2$, with $\Omega_1 = \{\rho, \nu \in \mathbb{R} | \rho\nu < \frac{1}{4}\}$ and $\Omega_2 = \{\rho, \nu \in \mathbb{R} | \rho\nu = \frac{1}{4}, \rho > 0\}$.*

B. Proof of Lemma 3

Proof: First, it can be obtained that for all $z_1 \in [ih_1, (i+1)h_1)$, $z_2 \in [jh_2, (j+1)h_2)$ and all $i, j \in \mathbb{N}$,

$$\begin{aligned}
 & \left| \int_{ih_1}^{z_1} \frac{\partial y_p(s_1, z_2)}{\partial s_1} ds_1 + \int_{jh_2}^{z_2} \frac{\partial y_p(ih_1, s_2)}{\partial s_2} ds_2 \right|^2 \\
 & \leq 2 \left| \int_{ih_1}^{z_1} \frac{\partial y_p(s_1, z_2)}{\partial s_1} ds_1 \right|^2 + 2 \left| \int_{jh_2}^{z_2} \frac{\partial y_p(ih_1, s_2)}{\partial s_2} ds_2 \right|^2 \\
 & \leq 2 \left(\int_{ih_1}^{(i+1)h_1} \left| \frac{\partial y_p(s_1, z_2)}{\partial s_1} \right| ds_1 \right)^2 \\
 & \quad + 2 \left(\int_{jh_2}^{(j+1)h_2} \left| \frac{\partial y_p(ih_1, s_2)}{\partial s_2} \right| ds_2 \right)^2 \\
 & \leq 2h_1 \int_{ih_1}^{(i+1)h_1} \left| \frac{\partial y_p(s_1, z_2)}{\partial s_1} \right|^2 ds_1 \\
 & \quad + 2h_2 \int_{jh_2}^{(j+1)h_2} \left| \frac{\partial y_p(ih_1, s_2)}{\partial s_2} \right|^2 ds_2
 \end{aligned} \tag{27}$$

where the last inequality holds by using Cauchy-Schwarz inequality, i.e., $(\int_a^b \phi_1(x)\phi_2(x)dx)^2 \leq \int_a^b (\phi_1(x))^2 dx \int_a^b (\phi_2(x))^2 dx$.

Let $Z_1 = N_1 h_1$, $Z_2 = N_2 h_2$, and we have

$$\begin{aligned} & \int_0^{Z_1} \int_0^{Z_2} |\Delta y_p(z_1, z_2)|^2 dz_2 dz_1 = \sum_{i=0}^{N_1-1} \sum_{j=0}^{N_2-1} \\ & \int_{ih_1}^{(i+1)h_1} \int_{jh_2}^{(j+1)h_2} |y_p(z_1, z_2) - \hat{y}_p(i, j)|^2 dz_2 dz_1 \\ = & \sum_{i=0}^{N_1-1} \sum_{j=0}^{N_2-1} \int_{ih_1}^{(i+1)h_1} \int_{jh_2}^{(j+1)h_2} |y_p(z_1, z_2) - \hat{y}_p(i, z_2) \\ & + \hat{y}_p(i, z_2) - \hat{y}_p(i, j)|^2 dz_2 dz_1, \\ = & \sum_{i=0}^{N_1-1} \sum_{j=0}^{N_2-1} \int_{ih_1}^{(i+1)h_1} \int_{jh_2}^{(j+1)h_2} \left| \int_{ih_1}^{z_1} \frac{\partial y_p(s_1, z_2)}{\partial s_1} ds_1 \right. \\ & \left. + \int_{jh_2}^{z_2} \frac{\partial y_p(ih_1, s_2)}{\partial s_2} ds_2 \right|^2 dz_2 dz_1. \end{aligned}$$

It follows from (27) that

$$\begin{aligned} & \int_0^{Z_1} \int_0^{Z_2} |\Delta y_p(z_1, z_2)|^2 dz_2 dz_1 \\ \leq & 2 \sum_{i=0}^{N_1-1} \sum_{j=0}^{N_2-1} \int_{ih_1}^{(i+1)h_1} \int_{jh_2}^{(j+1)h_2} h_1 \left(\int_{ih_1}^{(i+1)h_1} \left| \frac{\partial y_p(s_1, z_2)}{\partial s_1} \right|^2 ds_1 \right) \\ & + h_2 \left(\int_{jh_2}^{(j+1)h_2} \left| \frac{\partial y_p(ih_1, s_2)}{\partial s_2} \right|^2 ds_2 \right) dz_2 dz_1 \\ \leq & 2 \sum_{i=0}^{N_1-1} \sum_{j=0}^{N_2-1} \left(h_1^2 \int_{jh_2}^{(j+1)h_2} \int_{ih_1}^{(i+1)h_1} \left| \frac{\partial y_p(s_1, z_2)}{\partial s_1} \right|^2 \right. \\ & \left. ds_1 dz_2 + h_2^2 \int_{jh_2}^{(j+1)h_2} \left| \frac{\partial y_p(ih_1, s_2)}{\partial s_2} \right|^2 ds_2 \right). \end{aligned}$$

Next, it can be observed that

$$\begin{aligned} & 2h_1^2 \sum_{i=0}^{N_1-1} \sum_{j=0}^{N_2-1} \int_{jh_2}^{(j+1)h_2} \int_{ih_1}^{(i+1)h_1} \left| \frac{\partial y_p(s_1, z_2)}{\partial s_1} \right|^2 ds_1 dz_2 \\ = & 2h_1^2 \int_0^{Z_2} \int_0^{Z_1} \left| \frac{\partial y_p(s_1, z_2)}{\partial s_1} \right|^2 ds_1 dz_2 \\ \stackrel{(a)}{\leq} & 2h_1^2 \alpha_1^2 \int_0^{Z_1} \int_0^{Z_2} |u_p(z_1, z_2)|^2 dz_2 dz_1 \end{aligned}$$

and

$$\begin{aligned} & 2h_1 h_2^2 \sum_{i=0}^{N_1-1} \sum_{j=0}^{N_2-1} \int_{jh_2}^{(j+1)h_2} \left| \frac{\partial y_p(ih_1, s_2)}{\partial s_2} \right|^2 ds_2 \\ = & 2h_1 h_2^2 \sum_{i=0}^{N_1-1} \int_0^{Z_2} \left| \frac{\partial y_p(ih_1, s_2)}{\partial s_2} \right|^2 ds_2 \\ \stackrel{(b)}{\leq} & 2h_2^2 \sum_{i=0}^{N_1-1} h_1 \left[\alpha_2^2 \int_0^{Z_2} |u_p(ih_1, z_2)|^2 dz_2 \right] \\ \stackrel{(c)}{\leq} & 2h_2^2 \alpha_2^2 \int_0^{Z_1} \int_0^{Z_2} |u_p(z_1, z_2)|^2 dz_2 dz_1 \end{aligned}$$

where (a)-(b) follow from Assumption 1 and (c) follows from the fact that the input $u_p(z_1, z_2)$ is set to be a piecewise signal because of the ZOH. Hence it can be obtained that

$$\begin{aligned} & \int_0^{Z_1} \int_0^{Z_2} |\Delta y_p(z_1, z_2)|^2 dz_2 dz_1 \\ \leq & 2(\alpha_1^2 h_1^2 + \alpha_2^2 h_2^2) \int_0^{Z_1} \int_0^{Z_2} |u_p(z_1, z_2)|^2 dz_2 dz_1. \end{aligned}$$

C. Proof for Theorem 2

Proof: Let $Z_1 = N_1 h_1$ and $Z_2 = N_2 h_2$ where $N_1, N_2 \in \mathbb{N}$.

First, let us denote the QSR supply rates for systems G_p and its sampled model \hat{G}_h as

$$\begin{aligned} \omega_p(u_p(z_1, z_2), y_p(z_1, z_2)) & \triangleq y_p^T(z_1, z_2) Q_p y_p(z_1, z_2) \\ & + 2y_p^T(z_1, z_2) S_p u_p(z_1, z_2) + u_p^T(z_1, z_2) R_p u_p(z_1, z_2), \end{aligned}$$

and

$$\begin{aligned} \hat{\omega}_p(\hat{u}_p(i, j), \hat{y}_p(i, j)) & \triangleq \hat{y}_p^T(i, j) \hat{Q}_p \hat{y}_p(i, j) + \\ & 2\hat{y}_p^T(i, j) \hat{S}_p \hat{u}_p(i, j) + \hat{u}_p^T(i, j) \hat{R}_p \hat{u}_p(i, j), \end{aligned}$$

respectively.

Since G_p is (Q_p, S_p, R_p) -dissipative, there exists a well-defined non-negative storage function $V = V_h + V_v$ such that for all $N_1, N_2 \in \mathbb{N}$,

$$\int_0^{Z_1} \int_0^{Z_2} \omega_p(u_p(z_1, z_2), y_p(z_1, z_2)) dz_2 dz_1 \geq \eta,$$

where $\eta \triangleq \int_0^{Z_1} [V_v(x_v(z_1, Z_2)) - V_v(x_v(z_1, 0))] dz_1 + \int_0^{Z_2} [V_h(x_h(Z_1, z_2)) - V_h(x_h(0, z_2))] dz_2$.

Next, from (10)-(11), it can be obtained that

$$\begin{aligned} & h_1 h_2 \sum_{i=0}^{N_1-1} \sum_{j=0}^{N_2-1} \hat{\omega}_p(\hat{u}_p(i, j), \hat{y}_p(i, j)) \\ = & h_1 h_2 \sum_{i=0}^{N_1-1} \sum_{j=0}^{N_2-1} [\hat{y}_p^T(i, j) \hat{Q}_p \hat{y}_p(i, j) + \\ & 2\hat{y}_p^T(i, j) \hat{S}_p \hat{u}_p(i, j) + \hat{u}_p^T(i, j) \hat{R}_p \hat{u}_p(i, j)] \\ = & \int_0^{Z_1} \int_0^{Z_2} [y_p^T(z_1, z_2) \hat{Q}_p y_p(z_1, z_2) + \Delta y_p^T(z_1, z_2) \\ & Q_p \Delta y_p(z_1, z_2) - 2\Delta y_p^T(z_1, z_2) \hat{Q}_p y_p(z_1, z_2) + \\ & 2y_p^T(z_1, z_2) \hat{S}_p u_p(z_1, z_2) - 2\Delta y_p^T(z_1, z_2) \hat{S}_p u_p(z_1, z_2) \\ & + u_p^T(z_1, z_2) \hat{R}_p u_p(z_1, z_2)] dz_2 dz_1, \end{aligned}$$

which follows that

$$\begin{aligned} & h_1 h_2 \sum_{i=0}^{N_1-1} \sum_{j=0}^{N_2-1} \hat{\omega}_p(\hat{u}_p(i, j), \hat{y}_p(i, j)) - \\ & \int_0^{Z_1} \int_0^{Z_2} \omega_p(u_p(z_1, z_2), y_p(z_1, z_2)) dz_2 dz_1 \\ = & \int_0^{Z_1} \int_0^{Z_2} [y_p^T(z_1, z_2) (\hat{Q}_p - Q_p) y_p(z_1, z_2) + \Delta y_p^T(z_1, z_2) \\ & \hat{Q}_p \Delta y_p(z_1, z_2) - 2\Delta y_p^T(z_1, z_2) \hat{Q}_p y_p(z_1, z_2) + \\ & 2y_p^T(z_1, z_2) (\hat{S}_p - S_p) u_p(z_1, z_2) - 2\Delta y_p^T(z_1, z_2) \hat{S}_p u_p(z_1, z_2) \\ & + u_p^T(z_1, z_2) (\hat{R}_p - R_p) u_p(z_1, z_2)] dz_2 dz_1. \end{aligned}$$

Let us observe that

$$\begin{aligned} & -2\Delta y_p^T(z_1, z_2) \hat{Q}_p y_p(z_1, z_2) \\ \geq & -\xi_1 \left| \hat{Q}_p y_p(z_1, z_2) \right|^2 - \frac{1}{\xi_1} |\Delta y_p(z_1, z_2)|^2, \\ & 2y_p^T(z_1, z_2) (\hat{S}_p - S_p) u_p(z_1, z_2) \\ \geq & -\xi_2 \left| (\hat{S}_p - S_p)^T y_p(z_1, z_2) \right|^2 - \frac{1}{\xi_2} |u_p(z_1, z_2)|^2, \\ & -2\Delta y_p^T(z_1, z_2) \hat{S}_p u_p(z_1, z_2) \\ \geq & -\xi_3 \left| \hat{S}_p u_p(z_1, z_2) \right|^2 - \frac{1}{\xi_3} |\Delta y_p(z_1, z_2)|^2, \end{aligned}$$

and

$$\Delta y_p^T(z_1, z_2) \hat{Q}_p \Delta y_p(z_1, z_2) \geq \left| \lambda(\hat{Q}_p) \right| |\Delta y_p(z_1, z_2)|^2,$$

where ξ_1, ξ_2, ξ_3 can be any positive constants. Thus, it can be derived that

$$\begin{aligned} & h_1 h_2 \sum_{i=0}^{N_1-1} \sum_{j=0}^{N_2-1} \hat{\omega}_p(\hat{u}_p(i, j), \hat{y}_p(i, j)) - \\ & \int_0^{Z_1} \int_0^{Z_2} \omega_p(u_p(z_1, z_2), y_p(z_1, z_2)) dz_2 dz_1 \\ \geq & \int_0^{Z_1} \int_0^{Z_2} \left[(\lambda(\hat{R}_p) - R_p) - \xi_3 \bar{\sigma}_{max}^2(\hat{S}_p) - \frac{1}{\xi_2} \right] |u_p(z_1, z_2)|^2 \\ & + (\lambda(\hat{Q}_p) - Q_p) - \xi_1 \bar{\sigma}_{max}^2(\hat{Q}_p) - \xi_2 \bar{\sigma}_{max}^2(\hat{S}_p - S_p) \times \\ & |y_p(z_1, z_2)|^2 - \left(|\lambda(\hat{Q}_p)| + \frac{1}{\xi_1} + \frac{1}{\xi_3} \right) |\Delta y_p(z_1, z_2)|^2 dz_2 dz_1 \\ \geq & \int_0^{Z_1} \int_0^{Z_2} \left[(\lambda(\hat{R}_p) - R_p) - \xi_3 \bar{\sigma}_{max}^2(\hat{S}_p) - \frac{1}{\xi_2} - \right. \\ & \left. 2(\alpha_1^2 h_1^2 + \alpha_2^2 h_2^2) \left(|\lambda(\hat{Q}_p)| + \frac{1}{\xi_1} + \frac{1}{\xi_3} \right) |u_p(z_1, z_2)|^2 + \right. \\ & \left. (\lambda(\hat{Q}_p) - Q_p) - \xi_1 \bar{\sigma}_{max}^2(\hat{Q}_p) - \xi_2 \bar{\sigma}_{max}^2(\hat{S}_p - S_p) \right] \\ & |y_p(z_1, z_2)|^2 dz_2 dz_1, \end{aligned}$$

where the last inequality follows from Lemma 3. If the condition in (13) is satisfied, then the right hand side of the above inequality is non-negative, which follows that

$$\sum_{i=0}^{N_1-1} \sum_{j=0}^{N_2-1} \hat{\omega}_p(\hat{u}_p(i, j), \hat{y}_p(i, j)) \geq \frac{1}{h_1 h_2} \eta.$$

Since the sampled system \hat{G}_p captures the same dynamical behavior as system G_p , by letting $\frac{1}{h_1 h_2} \eta$ be the addition of the storage function of \hat{G}_p , it is proved that \hat{G}_p is $(\hat{Q}_p, \hat{S}_p, \hat{R}_p)$ -dissipative. ■

D. Proof for Theorem 1

Proof: Based on the solution of state trajectories $(x_h(z_1, z_2), x_v(z_1, z_2))$, the dynamic of the sampled discrete linear 2-D system can be obtained as

$$\begin{aligned} \begin{bmatrix} x_h((i+1), j) \\ x_v(i, (j+1)) \end{bmatrix} &= \begin{bmatrix} e^{A_{11}h_1} & (e^{A_{11}h_1} - I)A_{11}^{-1}A_{12} \\ (e^{A_{22}h_2} - I)A_{22}^{-1}A_{21} & e^{A_{22}h_2} \end{bmatrix} \begin{bmatrix} x_h(i, j) \\ x_v(i, j) \end{bmatrix} \\ &+ \begin{bmatrix} (e^{A_{11}h_1} - I)A_{11}^{-1}B_1 \\ (e^{A_{22}h_2} - I)A_{22}^{-1}B_2 \end{bmatrix} u(i, j), \\ y(i, j) &= [C_1 \quad C_2] \begin{bmatrix} x_h(i, j) \\ x_v(i, j) \end{bmatrix} + Du(i, j), \end{aligned}$$

and the sampled boundary condition becomes $x_h(0, j)$ and $x_v(i, 0)$, $i, j \in \mathbb{N}$. It can be observed that the input-output mapping of the discrete 2-D system above coincides with (2) when $z_1 = ih_1, z_2 = jh_2, \forall i, j \in \mathbb{N}$.

Let $Z_1 = N_1 h_1$ and $Z_2 = N_2 h_2$ where $N_1, N_2 \in \mathbb{N}$. Suppose there exist $P_h, P_v > 0$ such that the condition in (7) holds. Then, it can be implied that

$$\begin{aligned} &x_h^T(i+1, j)P_h x_h(i+1, j) - x_h^T(i, j)P_h x_h(i, j) + \\ &x_v^T(i, j+1)P_v x_v(i, j+1) - x_v^T(i, j)P_v x_v(i, j) \leq \\ &y_p^T(i, j)\hat{Q}_p y_p(i, j) + 2y_p^T(i, j)\hat{S}_p u_p(i, j) + u_p^T(i, j)\hat{R}_p u_p(i, j) \end{aligned}$$

for all $x_h(i, j) \in \mathbb{R}^{n_h}, x_v(i, j) \in \mathbb{R}^{n_v}$ and all $u_p(i, j) \in \mathbb{R}^m$. By operating summation on both sides of the above inequality, one has

$$\begin{aligned} &\sum_{j=0}^{N_2-1} [x_h^T(N_1, j)P_h x_h(N_1, j) - x_h^T(0, j)P_h x_h(0, j)] \\ &+ \sum_{i=0}^{N_1-1} [x_v^T(i, N_2)P_v x_v(i, N_2) - x_v^T(i, 0)P_v x_v(i, 0)] \\ &\leq \sum_{i=0}^{N_1-1} \sum_{j=0}^{N_2-1} [y_p^T(i, j)\hat{Q}_p y_p(i, j) + 2y_p^T(i, j)\hat{S}_p u_p(i, j) \\ &+ u_p^T(i, j)\hat{R}_p u_p(i, j)]. \end{aligned}$$

Therefore, by exploiting the storage function $V(x_h(i, j), x_v(i, j)) = V_h(x_h(i, j)) + V_v(x_v(i, j))$ where $V_h(x_h(i, j)) = x_h^T(i, j)P_h x_h(i, j)$ and $V_v(x_v(i, j)) = x_v^T(i, j)P_v x_v(i, j)$, we can conclude, based on Definition 2, that the sampled system \hat{G}_p is $(\hat{Q}_p, \hat{S}_p, \hat{R}_p)$ -dissipative. ■

E. Proof for Theorem 3

Proof: For quantizer \mathcal{Q}_p with input \hat{y}_p , we have

$$|\Delta y_p(i, j)| \leq \delta_p |\hat{y}_p(i, j)|, \quad (28)$$

where the quantization error is defined by $\Delta y_p(i, j) \triangleq \mathcal{Q}_p(\hat{y}_p(i, j)) - \hat{y}_p(i, j)$. Similarly, for quantizer \mathcal{Q}_c with input y_c with quantization error denoted as $\Delta y_c(i, j) \triangleq \mathcal{Q}_c(y_c(i, j)) - y_c(i, j)$, we have

$$|\Delta y_c(i, j)| \leq \delta_c |y_c(i, j)|. \quad (29)$$

Let (x_h^p, x_v^p) and (x_h^c, x_v^c) be the states of system \hat{G}_p and G_c , respectively. Since the system \hat{G}_p is IF-OPF (ρ_p, ν_p) , there exists a non-negative storage function $V^p = V_h^p + V_v^p$ such that for any $N_1, N_2 \in \mathbb{N}$,

$$\sum_{i=0}^{N_1-1} \sum_{j=0}^{N_2-1} \omega_p(\hat{u}_p(i, j), \hat{y}_p(i, j)) \geq \eta_p, \quad (30)$$

where

$$\begin{aligned} \omega_p(\hat{u}_p(i, j), \hat{y}_p(i, j)) &= -\rho_p |\hat{y}_p(i, j)|^2 + \\ &\hat{y}_p^T(i, j)\hat{u}_p(i, j) - \nu_p |\hat{u}_p(i, j)|^2, \end{aligned}$$

$$\begin{aligned} \eta_p &= \sum_{i=0}^{N_1-1} [V_v^p(x_v^p(i, N_2)) - V_v^p(x_v^p(i, 0))] + \\ &\sum_{j=0}^{N_2-1} [V_h^p(x_h^p(N_1, j)) - V_h^p(x_h^p(0, j))]. \end{aligned}$$

Similarly, since G_c is IF-OPF (ρ_c, ν_c) , there exists a non-negative storage function $V^c = V_h^c + V_v^c$ such that for any $N_1, N_2 \in \mathbb{N}$,

$$\sum_{i=0}^{N_1-1} \sum_{j=0}^{N_2-1} \omega_c(u_c(i, j), y_c(i, j)) \geq \eta_c, \quad (31)$$

where

$$\begin{aligned} \omega_c(u_c(i, j), y_c(i, j)) &= -\rho_c |y_c(i, j)|^2 + \\ &y_c^T(i, j)u_c(i, j) - \nu_c |u_c(i, j)|^2, \end{aligned}$$

$$\begin{aligned} \eta_c &= \sum_{i=0}^{N_1-1} [V_v^c(x_v^c(i, N_2)) - V_v^c(x_v^c(i, 0))] + \\ &\sum_{j=0}^{N_2-1} [V_h^c(x_h^c(N_1, j)) - V_h^c(x_h^c(0, j))]. \end{aligned}$$

For the rest of this proof, we will omit the ordered pair notation (i, j) for notational simplicity. Since $\hat{u}_p = r_p - \mathcal{Q}_c(y_c)$, $u_c = r_c + \mathcal{Q}_p(\hat{y}_p)$, $\mathcal{Q}_p(\hat{y}_p) = \Delta y_p + \hat{y}_p$ and $\mathcal{Q}_c(y_c) = \Delta y_c + y_c$, we have

$$\begin{aligned} &\omega_p(\hat{u}_p, \hat{y}_p) + \omega_c(u_c, y_c) \\ &= -\rho_p \hat{y}_p^T \hat{y}_p - \nu_p (r_p^T r_p - 2\mathcal{Q}_c^T(y_c)r_p + \mathcal{Q}_c^T(y_c)\mathcal{Q}_c(y_c)) \\ &+ \hat{y}_p^T r_p - \hat{y}_p^T \mathcal{Q}_c(y_c) - \rho_c y_c^T y_c - \nu_c (r_c^T r_c + 2\mathcal{Q}_p^T(\hat{y}_p)r_c \\ &+ \mathcal{Q}_p^T(\hat{y}_p)\mathcal{Q}_p(\hat{y}_p)) + y_c^T r_c + y_c^T \mathcal{Q}_p(\hat{y}_p) \\ &= [\hat{y}_p^T \quad y_c^T] \begin{bmatrix} -(\rho_p + \nu_c)I & 0 \\ 0 & -(\rho_c + \nu_p)I \end{bmatrix} \begin{bmatrix} \hat{y}_p \\ y_c \end{bmatrix} \\ &+ 2[\hat{y}_p^T \quad y_c^T] \begin{bmatrix} \frac{1}{2}I & -\nu_c I \\ \nu_p I & \frac{1}{2}I \end{bmatrix} \begin{bmatrix} r_p \\ r_c \end{bmatrix} \\ &+ [r_p^T \quad r_c^T] \begin{bmatrix} -\nu_p I & 0 \\ 0 & -\nu_c I \end{bmatrix} \begin{bmatrix} r_p \\ r_c \end{bmatrix} \\ &+ 2\nu_p \Delta y_c^T r_p - \nu_p |\Delta y_c|^2 - 2\nu_p \Delta y_c^T y_c - \hat{y}_p^T \Delta y_c \\ &- 2\nu_c \Delta y_p^T r_c - \nu_c |\Delta y_p|^2 - 2\nu_c \Delta y_p^T \hat{y}_p + y_c^T \Delta y_p. \end{aligned}$$

It follows from (28)- (29) that

$$\begin{cases} -\hat{y}_p^T \Delta y_c \leq \frac{1}{2\beta_1} |\hat{y}_p|^2 + \frac{\beta_1}{2} \delta_c^2 |y_c|^2 \\ y_c^T \Delta y_p \leq \frac{1}{2\beta_2} |y_c|^2 + \frac{\beta_2}{2} \delta_p^2 |\hat{y}_p|^2 \\ -2\nu_p \Delta y_c^T y_c \leq 2\delta_c |\nu_p| |y_c|^2 \\ -2\nu_c \Delta y_p^T \hat{y}_p \leq 2\delta_p |\nu_c| |\hat{y}_p|^2 \\ 2\nu_p \Delta y_c^T r_p \leq \delta_c^2 |y_c|^2 + |\nu_p|^2 |r_p|^2 \\ -2\nu_c \Delta y_p^T r_c \leq \delta_p^2 |\hat{y}_p|^2 + |\nu_c|^2 |r_c|^2 \end{cases}$$

where β_1, β_2 could be any positive constants.

Thus, it can be obtained that

$$\begin{aligned} & \omega_p(\hat{u}_p, \hat{y}_p) + \omega_c(u_c, y_c) \\ & \leq \begin{bmatrix} \hat{y}_p \\ y_c \end{bmatrix}^T \begin{bmatrix} q_1 I & 0 \\ 0 & q_2 I \end{bmatrix} \begin{bmatrix} \hat{y}_p \\ y_c \end{bmatrix} + 2 \begin{bmatrix} \hat{y}_p \\ y_c \end{bmatrix}^T \begin{bmatrix} \frac{1}{2} I & -\nu_c I \\ \nu_p I & \frac{1}{2} I \end{bmatrix} \begin{bmatrix} r_p \\ r_c \end{bmatrix} \\ & + \begin{bmatrix} r_p \\ r_c \end{bmatrix}^T \begin{bmatrix} r_1 I & 0 \\ 0 & r_2 I \end{bmatrix} \begin{bmatrix} r_p \\ r_c \end{bmatrix}, \end{aligned}$$

where

$$\begin{cases} q_1 = -(\rho_p + \nu_c) + (\delta_p^2 + 2\delta_p) |\nu_c| + (1 + \frac{\beta_2}{2}) \delta_p^2 + \frac{1}{2\beta_1} \\ q_2 = -(\rho_c + \nu_p) + (\delta_c^2 + 2\delta_c) |\nu_p| + (1 + \frac{\beta_1}{2}) \delta_c^2 + \frac{1}{2\beta_2}, \\ \begin{cases} r_1 = -\nu_p + |\nu_p|^2 \\ r_2 = -\nu_c + |\nu_c|^2 \end{cases} \end{cases} \quad (32)$$

$$\begin{cases} r_1 = -\nu_p + |\nu_p|^2 \\ r_2 = -\nu_c + |\nu_c|^2 \end{cases} \quad (33)$$

Let us denote

$$Q' = \begin{bmatrix} q_1 I & 0 \\ 0 & q_2 I \end{bmatrix}, S' = \begin{bmatrix} \frac{1}{2} I & -\nu_c I \\ \nu_p I & \frac{1}{2} I \end{bmatrix}, R' = \begin{bmatrix} r_1 I & 0 \\ 0 & r_2 I \end{bmatrix}.$$

It can be observed that

$$\begin{aligned} \eta_p + \eta_c & \leq \sum_{i=0}^{N_1-1} \sum_{j=0}^{N_2-1} \omega_p(\hat{u}_p, \hat{y}_p) + \omega_c(u_c, y_c) \leq \\ & \sum_{i=0}^{N_1-1} \sum_{j=0}^{N_2-1} \begin{bmatrix} \hat{y}_p \\ y_c \end{bmatrix}^T Q' \begin{bmatrix} \hat{y}_p \\ y_c \end{bmatrix} + 2 \begin{bmatrix} \hat{y}_p \\ y_c \end{bmatrix}^T S' \begin{bmatrix} r_p \\ r_c \end{bmatrix} + \begin{bmatrix} r_p \\ r_c \end{bmatrix}^T R' \begin{bmatrix} r_p \\ r_c \end{bmatrix}. \end{aligned}$$

By letting the storage function of the closed-loop system be $V = V_h + V_v$ where $V_h = V_h^p + V_h^c$ and $V_v = V_v^p + V_v^c$, it can be concluded that the interconnected system is (Q', S', R') -dissipative.

Therefore, based on Lemma 1, we can conclude that the closed-loop system under quantization is \mathcal{L}_2 -stable if $q_1, q_2 < 0$ where q_1 and q_2 are defined in (32). ■

F. Proof for Theorem 4

Proof: Since the systems \hat{G}_p and G_c are IF-OPF(ρ_p, ν_p) and IF-OPF(ρ_c, ν_c), respectively, there exist non-negative storage functions $V^p = V_h^p + V_v^p$ and $V^c = V_h^c + V_v^c$ satisfying (30)-(31) correspondingly.

Based on $\hat{u}_p(i, j) = r_p(i, j) - \mathcal{Q}_c(y_c(i, j))$ and $u_c(i, j) = r_c(i, j) + \mathcal{Q}_p(\hat{y}_p(i, j_k))$, it follows that

$$\begin{aligned} & \omega_p(\hat{u}_p(i, j), \hat{y}_p(i, j)) + \omega_c(u_c(i, j), y_c(i, j)) \\ & = -\rho_p \hat{y}_p^T(i, j) \hat{y}_p(i, j) - \nu_p [r_p^T(i, j) r_p(i, j) \\ & - 2\mathcal{Q}_c^T(y_c(i, j)) r_p(i, j) + \mathcal{Q}_c^T(y_c(i, j)) \mathcal{Q}_c(y_c(i, j))] \\ & + \hat{y}_p^T(i, j) r_p(i, j) - \hat{y}_p^T(i, j) \mathcal{Q}_c(y_c(i, j)) - \rho_c y_c^T(i, j) y_c(i, j) \\ & - \nu_c [r_c^T(i, j) r_c(i, j) + 2\mathcal{Q}_p^T(\hat{y}_p(i, j_k)) r_c(i, j) \\ & + \mathcal{Q}_p^T(\hat{y}_p(i, j_k)) \mathcal{Q}_p(\hat{y}_p(i, j_k))] + y_c^T(i, j) r_c(i, j) \\ & + y_c^T(i, j) \mathcal{Q}_p(\hat{y}_p(i, j_k)). \end{aligned}$$

Following the proof in Theorem 3 and $\mathcal{Q}_p(\hat{y}_p(i, j_k)) = \hat{y}_p(i, j) + \Delta y_p(i, j) - e(i, j)$ where $\Delta y_p(i, j) \triangleq \mathcal{Q}_p(\hat{y}_p(i, j)) - \hat{y}_p(i, j)$, it can be derived that

$$\begin{aligned} & \omega_p(\hat{u}_p(i, j), \hat{y}_p(i, j)) + \omega_c(u_c(i, j), y_c(i, j)) \\ & \leq [\hat{y}_p(i, j)^T \quad y_c(i, j)^T] \begin{bmatrix} q_1 I & 0 \\ 0 & q_2 I \end{bmatrix} \begin{bmatrix} \hat{y}_p(i, j) \\ y_c(i, j) \end{bmatrix} \\ & + 2 [\hat{y}_p(i, j)^T \quad y_c(i, j)^T] \begin{bmatrix} \frac{1}{2} I & -\nu_c I \\ \nu_p I & \frac{1}{2} I \end{bmatrix} \begin{bmatrix} r_p(i, j) \\ r_c(i, j) \end{bmatrix} \\ & + [r_p(i, j)^T \quad r_c(i, j)^T] \begin{bmatrix} r_1 I & 0 \\ 0 & r_2 I \end{bmatrix} \begin{bmatrix} r_p(i, j) \\ r_c(i, j) \end{bmatrix} \\ & + 2\nu_c e^T(i, j) r_c(i, j) - \nu_c |e(i, j)|^2 - y_c^T(i, j) e(i, j) \\ & + 2\nu_c \mathcal{Q}_p^T(\hat{y}_p(i, j)) e(i, j), \end{aligned}$$

where q_1, q_2, r_1, r_2 are defined in (32)-(33). Since $2\nu_c e^T(i, j) r_c(i, j) \leq |\nu_c| |e(i, j)|^2 + |\nu_c| |r_c(i, j)|^2$, we can further have

$$\begin{aligned} & \omega_p(\hat{u}_p(i, j), \hat{y}_p(i, j)) + \omega_c(u_c(i, j), y_c(i, j)) \\ & \leq y^T(i, j) \bar{Q} y(i, j) + 2y^T(i, j) \bar{S} r(i, j) + r^T(i, j) \bar{R} r(i, j) + \\ & (|\nu_c| - \nu_c) |e(i, j)|^2 - y_c^T(i, j) e(i, j) + 2\nu_c \mathcal{Q}_p^T(\hat{y}_p(i, j)) e(i, j), \end{aligned}$$

where $y \triangleq [\hat{y}_p^T \quad y_c^T]^T$, $r \triangleq [r_p^T \quad r_c^T]^T$, $\bar{Q} = \begin{bmatrix} q_1 I & 0 \\ 0 & q_2 I \end{bmatrix}$,

$\bar{S} = \begin{bmatrix} \frac{1}{2} I & -\nu_c I \\ \nu_p I & \frac{1}{2} I \end{bmatrix}$ and $\bar{R} = \begin{bmatrix} r_1 I & 0 \\ 0 & (r_2 + |\nu_c|) I \end{bmatrix}$.

Next, let θ_1 and θ_2 be any constant within $(0, 1)$. Under the condition that $q_1, q_2 < 0$, it can be verified that

$$\begin{aligned} & y^T(i, j) \bar{Q} y(i, j) + 2y^T(i, j) \bar{S} r(i, j) + r^T(i, j) \bar{R} r(i, j) + \\ & (|\nu_c| - \nu_c) |e(i, j)|^2 - y_c^T(i, j) e(i, j) + 2\nu_c \mathcal{Q}_p^T(\hat{y}_p(i, j)) e(i, j) \\ & = y^T(i, j) \begin{bmatrix} (1 - \theta_1) q_1 I & 0 \\ 0 & (1 - \theta_2) q_2 I \end{bmatrix} y(i, j) \\ & + 2y^T(i, j) \bar{S} r(i, j) + r^T(i, j) \bar{R} r(i, j) \\ & - \left| \sqrt{-\theta_2 q_2} y_c(i, j) + \frac{1}{2\sqrt{-\theta_2 q_2}} e(i, j) \right|^2 + \theta_1 q_1 |\hat{y}_p(i, j)|^2 \\ & + \left(|\nu_c| - \nu_c - \frac{1}{4\theta_2 q_2} \right) |e(i, j)|^2 + 2\nu_c \mathcal{Q}_p^T(\hat{y}_p(i, j)) e(i, j). \end{aligned}$$

Denote $\epsilon^2 = |\nu_c| - \nu_c - \frac{1}{4\theta_2 q_2}$ and $Q = \begin{bmatrix} (1 - \theta_1) q_1 I & 0 \\ 0 & (1 - \theta_2) q_2 I \end{bmatrix}$, then one has

$$\begin{aligned} & y^T(i, j) \bar{Q} y(i, j) + 2y^T(i, j) \bar{S} r(i, j) + r^T(i, j) \bar{R} r(i, j) \\ & + (|\nu_c| - \nu_c) |e(i, j)|^2 - y_c^T(i, j) e(i, j) \\ & + 2\nu_c \mathcal{Q}_p^T(\hat{y}_p(i, j)) e(i, j) \\ & \leq y^T(i, j) Q y(i, j) + 2y^T(i, j) \bar{S} r(i, j) + r^T(i, j) \bar{R} r(i, j) \\ & + \epsilon^2 |e(i, j)|^2 + 2\nu_c \mathcal{Q}_p^T(\hat{y}_p(i, j)) e(i, j) + \theta_1 q_1 |\hat{y}_p(i, j)|^2 \\ & = y^T(i, j) Q y(i, j) + 2y^T(i, j) \bar{S} r(i, j) + r^T(i, j) \bar{R} r(i, j) \\ & - \frac{\nu_c^2}{\epsilon^2} |\mathcal{Q}_p(\hat{y}_p(i, j))|^2 + \theta_1 q_1 |\hat{y}_p(i, j)|^2 \\ & + |\epsilon e(i, j) + \frac{\nu_c}{\epsilon} \mathcal{Q}_p(\hat{y}_p(i, j))|^2 \\ & \leq y^T(i, j) Q y(i, j) + 2y^T(i, j) \bar{S} r(i, j) + r^T(i, j) \bar{R} r(i, j) \\ & - \left(\frac{\nu_c^2}{\epsilon^2} - \frac{\theta_1 q_1}{(1 + \delta_p)^2} \right) |\mathcal{Q}_p(\hat{y}_p(i, j))|^2 \\ & + |\epsilon e(i, j) + \frac{\nu_c}{\epsilon} \mathcal{Q}_p(\hat{y}_p(i, j))|^2, \end{aligned}$$

where the last inequality is obtained from the observation that $|\mathcal{Q}_p(\hat{y}_p)|^2 \leq (1 + \delta_p)^2 |\hat{y}_p|^2$ based on (15). Hence, it can be concluded that for any $N_2 \in \mathbb{N}$,

$$\begin{aligned}
& \sum_{i=0}^{N_1-1} \sum_{j=0}^{N_2-1} \omega_p(\hat{u}_p(i, j), \hat{y}_p(i, j)) + \omega_c(u_c(i, j), y_c(i, j)) \\
& \leq \sum_{i=0}^{N_1-1} \sum_{j=0}^{N_2-1} y^T(i, j) Q y(i, j) + 2y^T(i, j) \bar{S} r(i, j) + \\
& \quad r^T(i, j) \bar{R} r(i, j) + |\epsilon e(i, j) + \frac{\nu_c}{\epsilon} \mathcal{Q}_p(\hat{y}_p(i, j))|^2 - \\
& \quad \left(\frac{\nu_c^2}{\epsilon^2} - \frac{\theta_1 q_1}{(1+\delta_p)^2} \right) |\mathcal{Q}_p(\hat{y}_p(i, j))|^2.
\end{aligned}$$

Given the triggering condition (22), it can be implied that for any $j \in \{j_k + 1, \dots, j_{k+1}\}$,

$$\begin{aligned}
& \sum_{i=0}^{N_1-1} \left| \epsilon e(i, j) + \frac{\nu_c}{\epsilon} \mathcal{Q}_p(\hat{y}_p(i, j)) \right|^2 \\
& \leq \left(\frac{\nu_c^2}{\epsilon^2} - \frac{\theta_1 q_1}{(1+\delta_p)^2} \right) \sum_{i=0}^{N_1-1} |\mathcal{Q}_p(\hat{y}_p(i, j))|^2
\end{aligned}$$

which indicates that

$$\begin{aligned}
& \sum_{i=0}^{N_1-1} \sum_{j=0}^{N_2-1} \omega_p(\hat{u}_p(i, j), \hat{y}_p(i, j)) + \omega_c(u_c(i, j), y_c(i, j)) \\
& \leq \sum_{i=0}^{N_1-1} \sum_{j=0}^{N_2-1} y^T(i, j) Q y(i, j) + 2y^T(i, j) \bar{S} r(i, j) \\
& \quad + r^T(i, j) \bar{R} r(i, j).
\end{aligned}$$

By letting the storage function of the closed-loop system be $V = V_h + V_v$ where $V_h = V_h^p + V_h^c$ and $V_v = V_v^p + V_v^c$, it can be obtained that

$$\begin{aligned}
& \sum_{i=0}^{N_1-1} [V_v^p(x_v^p(i, N_2)) + V_v^c(x_v^c(i, N_2)) - V_v^p(x_v^p(i, 0)) \\
& \quad - V_v^c(x_v^c(i, 0))] + \sum_{j=0}^{N_2-1} [V_h^p(x_h^p(N_1, j)) + V_h^c(x_h^c(N_1, j)) \\
& \quad - V_h^p(x_h^p(0, j)) - V_h^c(x_h^c(0, j))] \\
& \leq \sum_{i=0}^{N_1-1} \sum_{j=0}^{N_2-1} y^T(i, j) Q y(i, j) + 2y^T(i, j) \bar{S} r(i, j) \\
& \quad + r^T(i, j) \bar{R} r(i, j) \\
& \leq \sum_{i=0}^{N_1-1} \sum_{j=0}^{N_2-1} a|y(i, j)|^2 + 2b|y(i, j)||r(i, j)| + c|r(i, j)|^2 \\
& \leq \sum_{i=0}^{N_1-1} \sum_{j=0}^{N_2-1} \frac{1}{2a}(a|y(i, j)| + 2b|r(i, j)|)^2 + \frac{a}{2}|y(i, j)|^2 \\
& \quad + \left(c - \frac{2b^2}{a} \right) |r(i, j)|^2 \\
& \leq \sum_{i=0}^{N_1-1} \sum_{j=0}^{N_2-1} \frac{a}{2}|y(i, j)|^2 + \left(c - \frac{2b^2}{a} \right) |r(i, j)|^2,
\end{aligned}$$

where $a \triangleq \max\{(1 - \theta_1)q_1, (1 - \theta_2)q_2\} < 0$, $b \triangleq \sigma_{\max}(\bar{S}) \geq 0$, and $c \triangleq \sigma_{\max}(\bar{R}) \geq 0$. Thus, we have

$$\sum_{i=0}^{N_1-1} \sum_{j=0}^{N_2-1} |y(i, j)|^2 \leq \sum_{i=0}^{N_1-1} \sum_{j=0}^{N_2-1} \frac{4b^2 - 2ac}{a^2} |r(i, j)|^2 - \frac{2\kappa}{a},$$

where $\kappa = \sum_{i=0}^{N_1-1} [V_v^p(x_v^p(i, 0)) + V_v^c(x_v^c(i, 0))] + \sum_{j=0}^{N_2-1} [V_h^p(x_h^p(0, j)) + V_h^c(x_h^c(0, j))]$. Hence, according to Definition 4, the interconnected system in Figure 2 has a finite \mathcal{L}_2 -gain, which completes the proof. ■

REFERENCES

- [1] W.-S. Lu and A. Antoniou, *Two-Dimensional Digital Filters*. New York, NY, USA: Marcel Dekker, Inc., 1992.
- [2] T. S. Huang, *Two-Dimensional Digital Signal Processing II: Transforms and Median Filters*. Secaucus, NJ, USA: Springer-Verlag New York, Inc., 1981.
- [3] E. Rogers, K. Galkowski, and D. H. Owens, *Control Systems Theory and Applications for Linear Repetitive Processes*. Springer, 2007, vol. 349.
- [4] A. Benzaouia, A. Hmamed, and F. Tadeo, *Two-Dimensional Systems: From Introduction to State of the Art*, 1st ed. Springer Publishing Company, Incorporated, 2015.
- [5] S. Knorn and R. H. Middleton, "Stability of two-dimensional linear systems with singularities on the stability boundary using LMIs," *IEEE Transactions on Automatic Control*, vol. 58, no. 10, pp. 2579–2590, Oct 2013.
- [6] N. K. Bose, *Applied Multidimensional Systems Theory*, 2nd ed. Springer Publishing Company, Incorporated, 2017.
- [7] *Multidimensional Syst. Signal Process.*, vol. 28, no. 1, 2017.
- [8] R. Roesser, "A discrete state-space model for linear image processing," *IEEE Transactions on Automatic Control*, vol. 20, no. 1, pp. 1–10, Feb 1975.
- [9] E. Fornasini and G. Marchesini, "Doubly-indexed dynamical systems: State-space models and structural properties," *Mathematical systems theory*, vol. 12, no. 1, pp. 59–72, Dec 1978.
- [10] C. Du and L. Xie, *H_∞ Control and Filtering of Two-Dimensional Systems*. Springer, 2002.
- [11] R. D'Andrea and G. E. Dullerud, "Distributed control design for spatially interconnected systems," *IEEE Transactions on Automatic Control*, vol. 48, no. 9, pp. 1478–1495, Sep. 2003.
- [12] C. W. Scherer, "Lossless H_∞ -synthesis for 2d systems (special issue jcw)," *Systems & Control Letters*, vol. 95, pp. 35 – 45, 2016, jan C. Willems Memorial Issue.
- [13] J. C. Willems, "Dissipative dynamical systems part ii: Linear systems with quadratic supply rates," *Archive for Rational Mechanics and Analysis*, vol. 45, no. 5, pp. 352–393, Jan 1972.
- [14] H. K. Khalil, *Nonlinear Systems*, 3rd ed. Upper Saddle River, NJ: Prentice-Hall, 2000.
- [15] C. K. Ahn, P. Shi, and M. V. Basin, "Two-dimensional dissipative control and filtering for roesser model," *IEEE Transactions on Automatic Control*, vol. 60, no. 7, pp. 1745–1759, July 2015.
- [16] R. Yang, L. Xie, and C. Zhang, "Generalized two-dimensional kalman-yakubovich-popov lemma for discrete roesser model," *IEEE Transactions on Circuits and Systems I: Regular Papers*, vol. 55, no. 10, pp. 3223–3233, Nov 2008.
- [17] X. Li, H. Gao, and C. Wang, "Generalized kalman-yakubovich-popov lemma for 2-d FM LSS model," *IEEE Transactions on Automatic Control*, vol. 57, no. 12, pp. 3090–3103, Dec 2012.
- [18] X. Li and H. Gao, "Robust finite frequency h_∞ filtering for uncertain 2-d roesser systems," *Automatica*, vol. 48, no. 6, pp. 1163 – 1170, 2012.
- [19] E. Garcia and P. J. Antsaklis, "Model-based event-triggered control for systems with quantization and time-varying network delays," *IEEE Transactions on Automatic Control*, vol. 58, no. 2, pp. 422–434, Feb 2013.
- [20] J. C. Willems, "Stability and quadratic lyapunov functions for nD systems," in *2007 International Workshop on Multidimensional (nD) Systems*, June 2007, pp. 41–45.
- [21] G. Chesi and R. Middleton, "Necessary and sufficient lmi conditions for stability and performance analysis of 2-d mixed continuous-discrete-time systems," *Automatic Control, IEEE Transactions on*, vol. 59, pp. 996–1007, 04 2014.
- [22] A. J. van der Schaft, *L_2 -gain and passivity techniques in nonlinear control*. Springer, 2000, vol. 2.
- [23] D. Hill and P. Moylan, "The stability of nonlinear dissipative systems," *IEEE Transactions on Automatic Control*, vol. 21, no. 5, pp. 708–711, Oct 1976.
- [24] C. W. Chen, J. S. H. Tsai, and L. S. Shieh, "Two-dimensional discrete-continuous model conversion," *Circuits, Systems and Signal Processing*, vol. 18, no. 6, pp. 565–585, Nov 1999.
- [25] J. Nakamura, *Applied Numerical Methods with Software*, 1st ed. Upper Saddle River, NJ, USA: Prentice Hall PTR, 1990.
- [26] Y. Oishi, "Passivity degradation under the discretization with the zero-order hold and the ideal sampler," in *49th IEEE Conference on Decision and Control (CDC)*, Dec 2010, pp. 7613–7617.
- [27] M. Xia, P. J. Antsaklis, V. Gupta, and F. Zhu, "Passivity and dissipativity analysis of a system and its approximation," *IEEE Transactions on Automatic Control*, vol. 62, no. 2, pp. 620–635, Feb 2017.
- [28] N. Elia and S. K. Mitter, "Stabilization of linear systems with limited information," *IEEE Transactions on Automatic Control*, vol. 46, no. 9, pp. 1384–1400, Sep 2001.
- [29] M. Fu and L. Xie, "The sector bound approach to quantized feedback control," *IEEE transactions on Automatic Control*, vol. 50, no. 11, pp. 1698–1711, 2005.

- [30] D. F. Coutinho, M. Fu, and C. E. de Souza, "Input and output quantized feedback linear systems," *IEEE Transactions on Automatic Control*, vol. 55, no. 3, pp. 761–766, 2010.
- [31] F. Zhu, H. Yu, M. J. McCourt, and P. J. Antsaklis, "Passivity and stability of switched systems under quantization," in *Proceedings of the 15th ACM International Conference on Hybrid Systems: Computation and Control*, ser. HSCC '12. New York, NY, USA: ACM, 2012, pp. 237–244.
- [32] J. Bao, P. L. Lee, and R. B. E. Ydstie, "Process control: the passive systems approach," 2007.
- [33] W. Marszalek, "Two-dimensional state-space discrete models for hyperbolic partial differential equations," *Applied Mathematical Modelling*, vol. 8, no. 1, pp. 11–14, 1984.
- [34] M. Sonka, V. Hlavac, and R. Boyle, *Image processing, analysis, and machine vision*. Cengage Learning, 2014.
- [35] C. Peng and T. C. Yang, "Event-triggered communication and h_∞ control co-design for networked control systems," *Automatica*, vol. 49, no. 5, pp. 1326–1332, 2013.
- [36] C. Peng and J. Zhang, "Event-triggered output-feedback h_∞ control for networked control systems with time-varying sampling," *IET Control Theory & Applications*, vol. 9, no. 9, pp. 1384–1391, 2015.
- [37] A. Eqtami, D. V. Dimarogonas, and K. J. Kyriakopoulos, "Event-triggered control for discrete-time systems," in *American Control Conference (ACC), 2010*. IEEE, 2010, pp. 4719–4724.
- [38] X. Wang and M. D. Lemmon, "Event-triggering in distributed networked control systems," *IEEE Transactions on Automatic Control*, vol. 56, no. 3, pp. 586–601, 2011.
- [39] P. Agathoklis, E. I. Jury, and M. Mansour, "Algebraic necessary and sufficient conditions for the very strict hurwitz property of a 2-d polynomial," *Multidimensional Systems and Signal Processing*, vol. 2, no. 1, pp. 45–53, 1991.
- [40] T. Matiakis, S. Hirche, and M. Buss, "A novel input-output transformation method to stabilize networked control systems independent of delay," in *Proceedings of 17th International Symposium Mathematical Theory of Networks and Systems*, June 2006, pp. 2891–2897.



Yang Yan is currently a Ph.D. candidate in the Department of Electrical Engineering at the University of Notre Dame. She received the B.S. degree in Measurement, Control and Instrument in 2012 and the M.S. degree in Control Science and Engineering in 2014, both from Shandong University, China. Her research addresses problems of control and automation and examines ways to design engineering system with numerical methods. Her research interests include Cyber-Physical Systems, optimization algorithms and networked control systems.



Lanlan Su received the B.E. degree in electrical engineering from Zhejiang University, China, in 2014, and the Ph.D degree in electrical and electronic engineering from The University of Hong Kong, in 2018. She is currently a postdoctoral research associate in University of Notre Dame. She also is an awardee of the Hong Kong Ph.D. Fellowship Scheme established by the Research Grants Council of Hong Kong. Dr. Su's research interests include robust control, dissipativity, networked control system and distributed optimization.



Vijay Gupta is a Professor in the Department of Electrical Engineering at the University of Notre Dame, having joined the faculty in January 2008. He received his B. Tech degree at Indian Institute of Technology, Delhi, and his M.S. and Ph.D. at California Institute of Technology, all in Electrical Engineering. Prior to joining Notre Dame, he also served as a research associate in the Institute for Systems Research at the University of Maryland, College Park. He received the 2013 Donald P. Eckman Award from the American Automatic Control Council and a 2009 National Science Foundation (NSF) CAREER Award. His research and teaching interests are broadly at the interface of communication, control, distributed computation, and human decision making.



Panos Antsaklis is the H.C. & E.A. Brosey Professor of Electrical Engineering at the University of Notre Dame. He is graduate of the National Technical University of Athens, Greece, and holds MS and PhD degrees from Brown University. His research addresses problems of control and automation and examines ways to design control systems that will exhibit high degree of autonomy. His current research focuses on Cyber-Physical Systems and the interdisciplinary research area of control, computing and communication networks, and on hybrid and discrete event dynamical systems. He is IEEE, IFAC and AAAS Fellow, President of the Mediterranean Control Association, the 2006 recipient of the Engineering Alumni Medal of Brown University and holds an Honorary Doctorate from the University of Lorraine in France. He served as the President of the IEEE Control Systems Society in 1997 and was the Editor-in-Chief of the IEEE Transactions on Automatic Control for 8 years, 2010-2017.